UIC – I - 5

ANNUAL REPORT (2)

2017

District I
1625 N. French Dr., Hobbs, NM 88240
District II
1301 W. Grand Avenue, Artesia, NM 88210
District III
1000 Rio Brazos Road, Aztec, NM 87410
District IV
1220 S. St. Francis Dr., Santa Fe, NM 87505

State of New Mexico
Energy Minerals and Natural Resources
Oil Conservation Division
1220 South St. Francis Dr.
Santa Fe, NM 87505

2017
Form C-138
Revised 08/01/03

*Surface Waste Management Facility Operator and Generator shall maintain and make this documentation available for Division inspection.

REQUEST FOR APPROVAL TO ACCEPT SOLID WASTE

1. **Generator Name and Address:**
Enterprise Field Services, LLC, 614 Reilly Ave, Farmington NM 87401

2. **Originating Site:**
MAPL San Luis Pumping Station

3. **Location of Material (Street Address, City, State or ULSTR):**
UL F Section 13 Township 17 North Range 3 East, 35.704883, -107.106298

4. **Source and Description of Waste:**
Source: Water/Oil from the Non Exempt WasteWater Tanks and from the compressor skid drains.
Description: Non Exempt/Non-Hazardous Water from the compressor skids.
Estimated Volume 80 yd³ bbls Known Volume (to be entered by the operator at the end of the haul) 32 yd³ bbls

5. **GENERATOR CERTIFICATION STATEMENT OF WASTE STATUS**

I, Thomas Long, representative or authorized agent for Enterprise Products Operating do hereby
Generator Signature
certify that according to the Resource Conservation and Recovery Act (RCRA) and the US Environmental Protection Agency's July 1988 regulatory determination, the above described waste is: (Check the appropriate classification)

☐ RCRA Exempt: Oil field waste generated from oil and gas exploration and production operations and are not mixed with non-exempt waste. *Operator Use Only: Waste Acceptance Frequency* ☐ *Monthly* ☐ *Weekly* ☐ *Per Load*

☒ RCRA Non-Exempt: Oil field waste which is non-hazardous that does not exceed the minimum standards for waste hazardous by characteristics established in RCRA regulations, 40 CFR 261.21-261.24, or listed hazardous waste as defined in 40 CFR, part 261, subpart D, as amended. The following documentation is attached to demonstrate the above-described waste is non-hazardous. (Check the appropriate items)

☐ MSDS Information ☒ RCRA Hazardous Waste Analysis ☒ Process Knowledge ☐ Other (Provide description in Item 4)

GENERATOR 19.15.36.15 WASTE TESTING CERTIFICATION STATEMENT FOR LANDFARMS

I, Thomas Long, representative for Enterprise Products Operating authorize to complete
Generator Signature
the required testing/sign the Generator Waste Testing Certification.

I, _____, representative for Agua Moss, LLC do hereby certify that representative samples of the oil field waste have been subjected to the paint filter test and tested for chloride content and that the samples have been found to conform to the specific requirements applicable to landfarms pursuant to Section 15 of 19.15.36 NMAC. The results of the representative samples are attached to demonstrate the above-described waste conform to the requirements of Section 15 of 19.15.36 NMAC.

6. **Transporter: To Be Determined**

OCD Permitted Surface Waste Management Facility

Name and Facility Permit #: *Agua Moss, LLC - Permit #: NM-01-009
Address of Facility: SW/4 NW/4 Section 2, Township 29N, Range 12W San Juan, NM

Method of Treatment and/or Disposal:
☐ Evaporation ☒ Injection ☐ Treating Plant ☐ Landfarm ☐ Landfill ☐ Other

Waste Acceptance Status:
☒ APPROVED ☐ DENIED (Must Be Maintained As Permanent Record)

PRINT NAME: Gerald Higgins TITLE: Supervisor DATE: 12/1/17
SIGNATURE: _____ TELEPHONE NO: _____
Surface Waste Management Facility Authorized Agent

Chain-of-Custody Record

HALL ENVIRONMENTAL ANALYSIS LABORATORY
www.hallenvironmental.com
4901 Hawkins NE - Albuquerque, NM 87109
Tel. 505-345-3975 Fax 505-345-4107

Client: SMA
Mailing Address: 401 W Broadway Farmington NM 87401
Phone #: 505-325-7535
email or Fax#: Ashley.Maxwell@enterprise.com
QA/QC Package: ☐ Standard ☐ Level 4 (Full Validation)
Accreditation: ☐ NELAP ☐ Other ☐ EDD (Type)
Turn-Around Time: ☒ Standard ☐ Rush
Project Name: San Luis
Project #: San Luis Non Exempt Test
Project Manager: Ashley Maxwell, Tom Long
Sampler: On Ice: ☒ Yes ☐ No
Sample Temperature: 1.6

Date	Time	Matrix	Sample Request ID	Container Type and #	Preservative Type	HEAL No.
2/13/17	10:30	Liquid	Non Exempt Test	Various	Various	1702604-001

Analysis Request: BTEX + MTBE + TMB's (8021); BTEX + MTBE + TPH (Gas only); TPH 8015B (GRO / DRO / MRO); TPH (Method 418.1); EDB (Method 504.1); PAH's (8310 or 8270 SIM/S); RCRA 8 Metals TCLP; Anions (F,Cl,NO3,NO2,PO4,SO4); 8081 Pesticides / 8082 PCB's; 8260B (VOA); 8270 (Semi-VOA); Air Bubbles (Y or N)

Remarks: 8260: Full List Report TCLP Compound at TCLP Limits Invoice Tom Long/Enterprise

Date	Time	Relinquished by	Received by
2/13/17	1710	[signature]	[signature]
2/14/17	1300	[signature]	[signature]

If necessary, samples submitted to Hall Environmental may be subcontracted to other accredited laboratories. This serves as notice of this possibility. Any sub-contracted data will be clearly notated on the analytical report.

Sample Log-In Check List

HALL ENVIRONMENTAL ANALYSIS LABORATORY
Hall Environmental Analysis Laboratory
4901 Hawkins NE
Albuquerque, NM 87109
TEL: 505-345-3975 FAX: 505-345-4107
Website: www.hallenvironmental.com

Client Name: SMA-FARM Work Order Number: 1702604 RcptNo: 1

Received by/date: AT 02/14/17
Logged By: Andy Jamison 2/14/2017 7:00:00 AM
Completed By: Andy Jamison 02/14/17
Reviewed By: RE 02/14/17

Chain of Custody

1. Custody seals intact on sample bottles? Yes ☐ No ☐ Not Present ☑
2. Is Chain of Custody complete? Yes ☑ No ☐ Not Present ☐
3. How was the sample delivered? Courier

Log In

4. Was an attempt made to cool the samples? Yes ☑ No ☐ NA ☐
5. Were all samples received at a temperature of >0° C to 6.0°C Yes ☑ No ☐ NA ☐
6. Sample(s) in proper container(s)? Yes ☑ No ☐
7. Sufficient sample volume for indicated test(s)? Yes ☑ No ☐
8. Are samples (except VOA and ONG) properly preserved? Yes ☑ No ☐
9. Was preservative added to bottles? Yes ☐ No ☑ NA ☐
10. VOA vials have zero headspace? Yes ☐ No ☐ No VOA Vials ☑
11. Were any sample containers received broken? Yes ☐ No ☑
12. Does paperwork match bottle labels? Yes ☑ No ☐
(Note discrepancies on chain of custody)
13. Are matrices correctly identified on Chain of Custody? Yes ☑ No ☐
14. Is it clear what analyses were requested? Yes ☑ No ☐
15. Were all holding times able to be met? Yes ☑ No ☐
(If no, notify customer for authorization.)

# of preserved bottles checked for pH: 1 (<2 or >12 unless noted) Adjusted? No
Checked by: RE

Special Handling (if applicable)

16. Was client notified of all discrepancies with this order? Yes ☐ No ☐ NA ☑
Person Notified: Date:
By Whom: Via: ☐ eMail ☐ Phone ☐ Fax ☐ In Person
Regarding:
Client Instructions:

17. Additional remarks:

18. Cooler Information

Cooler No	Temp °C	Condition	Seal Intact	Seal No	Seal Date	Signed By
1	1.0	Good	Yes			

Page 1 of 1

QC SUMMARY REPORT
Hall Environmental Analysis Laboratory, Inc.

WO#: 1702604
22-Feb-17

Client: Souder, Miller and Associates
Project: San Luis

Sample ID **MB-30292** SampType: **MBLK** TestCode: **EPA 6010B: Total Recoverable Metals**
Client ID: **PBW** Batch ID: **30292** RunNo: **40875**
Prep Date: **2/20/2017** Analysis Date: **2/21/2017** SeqNo: **1280535** Units: **mg/L**

Analyte	Result	PQL	SPK value	SPK Ref Val	%REC	LowLimit	HighLimit	%RPD	RPDLimit	Qual
Arsenic	ND	0.020								
Barium	ND	0.020								
Cadmium	ND	0.0020								
Chromium	ND	0.0060								
Lead	ND	0.0050								
Selenium	ND	0.050								
Silver	ND	0.0050								

Sample ID **LCS-30292** SampType: **LCS** TestCode: **EPA 6010B: Total Recoverable Metals**
Client ID: **LCSW** Batch ID: **30292** RunNo: **40875**
Prep Date: **2/20/2017** Analysis Date: **2/21/2017** SeqNo: **1280536** Units: **mg/L**

Analyte	Result	PQL	SPK value	SPK Ref Val	%REC	LowLimit	HighLimit	%RPD	RPDLimit	Qual
Arsenic	0.49	0.020	0.5000	0	98.1	80	120			
Barium	0.49	0.020	0.5000	0	98.5	80	120			
Cadmium	0.49	0.0020	0.5000	0	97.8	80	120			
Chromium	0.49	0.0060	0.5000	0	97.4	80	120			
Lead	0.48	0.0050	0.5000	0	96.7	80	120			
Selenium	0.49	0.050	0.5000	0	98.8	80	120			
Silver	0.099	0.0050	0.1000	0	98.8	80	120			

Qualifiers:
- * Value exceeds Maximum Contaminant Level
- D Sample Diluted Due to Matrix
- H Holding times for preparation or analysis exceeded
- ND Not Detected at the Reporting Limit
- R RPD outside accepted recovery limits
- S % Recovery outside of range due to dilution or matrix
- B Analyte detected in the associated Method Blank
- E Value above quantitation range
- J Analyte detected below quantitation limits
- P Sample pH Not In Range
- RL Reporting Detection Limit
- W Sample container temperature is out of limit as specified

QC SUMMARY REPORT
Hall Environmental Analysis Laboratory, Inc.

WO#: 1702604
22-Feb-17

Client: Souder, Miller and Associates
Project: San Luis

Sample ID **MB-30261** SampType: **MBLK** TestCode: **EPA Method 7470: Mercury**
Client ID: **PBW** Batch ID: **30261** RunNo: **40811**
Prep Date: **2/16/2017** Analysis Date: **2/16/2017** SeqNo: **1278648** Units: **mg/L**

Analyte	Result	PQL	SPK value	SPK Ref Val	%REC	LowLimit	HighLimit	%RPD	RPDLimit	Qual
Mercury	ND	0.00020								

Sample ID **LCS-30261** SampType: **LCS** TestCode: **EPA Method 7470: Mercury**
Client ID: **LCSW** Batch ID: **30261** RunNo: **40811**
Prep Date: **2/16/2017** Analysis Date: **2/16/2017** SeqNo: **1278649** Units: **mg/L**

Analyte	Result	PQL	SPK value	SPK Ref Val	%REC	LowLimit	HighLimit	%RPD	RPDLimit	Qual
Mercury	0.0051	0.00020	0.005000	0	102	80	120			

Sample ID **1702604-001BMS** SampType: **MS** TestCode: **EPA Method 7470: Mercury**
Client ID: **Non Exempt BGT** Batch ID: **30261** RunNo: **40811**
Prep Date: **2/16/2017** Analysis Date: **2/16/2017** SeqNo: **1278651** Units: **mg/L**

Analyte	Result	PQL	SPK value	SPK Ref Val	%REC	LowLimit	HighLimit	%RPD	RPDLimit	Qual
Mercury	0.0054	0.00020	0.005000	0.0001036	105	75	125			

Sample ID **1702604-001BMSD** SampType: **MSD** TestCode: **EPA Method 7470: Mercury**
Client ID: **Non Exempt BGT** Batch ID: **30261** RunNo: **40811**
Prep Date: **2/16/2017** Analysis Date: **2/16/2017** SeqNo: **1278652** Units: **mg/L**

Analyte	Result	PQL	SPK value	SPK Ref Val	%REC	LowLimit	HighLimit	%RPD	RPDLimit	Qual
Mercury	0.0056	0.00020	0.005000	0.0001036	110	75	125	3.86	20	

Qualifiers:
- * Value exceeds Maximum Contaminant Level.
- D Sample Diluted Due to Matrix
- H Holding times for preparation or analysis exceeded
- ND Not Detected at the Reporting Limit
- R RPD outside accepted recovery limits
- S % Recovery outside of range due to dilution or matrix
- B Analyte detected in the associated Method Blank
- E Value above quantitation range
- J Analyte detected below quantitation limits
- P Sample pH Not In Range
- RL Reporting Detection Limit
- W Sample container temperature is out of limit as specified

QC SUMMARY REPORT
Hall Environmental Analysis Laboratory, Inc.

WO#: 1702604
22-Feb-17

Client: Souder, Miller and Associates
Project: San Luis

Sample ID **lcsd-30268** SampType: **LCSD** TestCode: **EPA Method 8270C: PAHs**
Client ID: **LCSS02** Batch ID: **30268** RunNo: **40880**
Prep Date: **2/17/2017** Analysis Date: **2/21/2017** SeqNo: **1280963** Units: **µg/L**

Analyte	Result	PQL	SPK value	SPK Ref Val	%REC	LowLimit	HighLimit	%RPD	RPDLimit	Qual
Benzo(k)fluoranthene	15	0.50	20.00	0	72.7	38	154	8.01	21	
Benzo(a)pyrene	14	0.50	20.00	0	72.2	38.6	153	2.67	24.8	
Dibenz(a,h)anthracene	16	0.50	20.00	0	81.3	39.7	155	12.7	29	
Benzo(g,h,i)perylene	15	0.50	20.00	0	75.7	39.6	154	11.6	20	
Indeno(1,2,3-cd)pyrene	15	0.50	20.00	0	76.0	19.1	153	12.0	20	
Surr: N-hexadecane	60		87.60		67.9	15	176	0	0	
Surr: Benzo(e)pyrene	14		20.00		71.4	15	198	0	0	

Sample ID **mb-30268** SampType: **MBLK** TestCode: **EPA Method 8270C: PAHs**
Client ID: **PBW** Batch ID: **30268** RunNo: **40880**
Prep Date: **2/17/2017** Analysis Date: **2/21/2017** SeqNo: **1280964** Units: **µg/L**

Analyte	Result	PQL	SPK value	SPK Ref Val	%REC	LowLimit	HighLimit	%RPD	RPDLimit	Qual
Naphthalene	ND	0.50								
1-Methylnaphthalene	ND	0.50								
2-Methylnaphthalene	ND	0.50								
Acenaphthylene	ND	0.50								
Acenaphthene	ND	0.50								
Fluorene	ND	0.50								
Phenanthrene	ND	0.50								
Anthracene	ND	0.50								
Fluoranthene	ND	0.50								
Pyrene	ND	0.50								
Benz(a)anthracene	ND	0.50								
Chrysene	ND	0.50								
Benzo(b)fluoranthene	ND	0.50								
Benzo(k)fluoranthene	ND	0.50								
Benzo(a)pyrene	ND	0.50								
Dibenz(a,h)anthracene	ND	0.50								
Benzo(g,h,i)perylene	ND	0.50								
Indeno(1,2,3-cd)pyrene	ND	0.50								
Surr: N-hexadecane	62		87.60		71.1	15	176			
Surr: Benzo(e)pyrene	13		20.00		66.2	15	198			

Qualifiers:
- * Value exceeds Maximum Contaminant Level
- D Sample Diluted Due to Matrix
- H Holding times for preparation or analysis exceeded
- ND Not Detected at the Reporting Limit
- R RPD outside accepted recovery limits
- S % Recovery outside of range due to dilution or matrix
- B Analyte detected in the associated Method Blank
- E Value above quantitation range
- J Analyte detected below quantitation limits
- P Sample pH Not In Range
- RL Reporting Detection Limit
- W Sample container temperature is out of limit as specified

QC SUMMARY REPORT
Hall Environmental Analysis Laboratory, Inc.

WO#: 1702604
22-Feb-17

Client: Souder, Miller and Associates
Project: San Luis

Sample ID **lcs-30268** SampType: **LCS** TestCode: **EPA Method 8270C: PAHs**
Client ID: **LCSW** Batch ID: **30268** RunNo: **40880**
Prep Date: **2/17/2017** Analysis Date: **2/21/2017** SeqNo: **1280962** Units: **µg/L**

Analyte	Result	PQL	SPK value	SPK Ref Val	%REC	LowLimit	HighLimit	%RPD	RPDLimit	Qual
Naphthalene	13	0.50	20.00	0	65.1	37.4	120			
1-Methylnaphthalene	13	0.50	20.00	0	62.9	39.3	121			
2-Methylnaphthalene	13	0.50	20.00	0	64.4	37.9	122			
Acenaphthylene	15	0.50	20.00	0	72.8	37	124			
Acenaphthene	16	0.50	20.00	0	76.3	35.6	123			
Fluorene	16	0.50	20.00	0	78.1	35.2	122			
Phenanthrene	15	0.50	20.00	0	74.2	38.8	122			
Anthracene	15	0.50	20.00	0	73.8	37.5	125			
Fluoranthene	15	0.50	20.00	0	73.5	37.4	131			
Pyrene	16	0.50	20.00	0	79.2	27.5	140			
Benz(a)anthracene	15	0.50	20.00	0	75.8	25.4	141			
Chrysene	14	0.50	20.00	0	71.0	33.6	155			
Benzo(b)fluoranthene	14	0.50	20.00	0	72.5	39	153			
Benzo(k)fluoranthene	13	0.50	20.00	0	67.1	38	154			
Benzo(a)pyrene	14	0.50	20.00	0	70.3	38.6	153			
Dibenz(a,h)anthracene	14	0.50	20.00	0	71.6	39.7	155			
Benzo(g,h,i)perylene	13	0.50	20.00	0	67.4	39.6	154			
Indeno(1,2,3-cd)pyrene	14	0.50	20.00	0	67.9	19.1	153			
Surr: N-hexadecane	61		87.60		69.8	15	176			
Surr: Benzo(e)pyrene	14		20.00		69.8	15	198			

Sample ID **lcsd-30268** SampType: **LCSD** TestCode: **EPA Method 8270C: PAHs**
Client ID: **LCSS02** Batch ID: **30268** RunNo: **40880**
Prep Date: **2/17/2017** Analysis Date: **2/21/2017** SeqNo: **1280963** Units: **µg/L**

Analyte	Result	PQL	SPK value	SPK Ref Val	%REC	LowLimit	HighLimit	%RPD	RPDLimit	Qual
Naphthalene	11	0.50	20.00	0	53.0	37.4	120	20.5	20	R
1-Methylnaphthalene	11	0.50	20.00	0	56.0	39.3	121	11.6	26.8	
2-Methylnaphthalene	12	0.50	20.00	0	59.5	37.8	122	7.91	23.8	
Acenaphthylene	12	0.50	20.00	0	58.8	37	124	21.3	28.6	
Acenaphthene	13	0.50	20.00	0	64.1	35.6	123	17.4	27	
Fluorene	14	0.50	20.00	0	68.6	35.2	122	12.7	25.7	
Phenanthrene	15	0.50	20.00	0	75.9	38.8	122	2.27	20	
Anthracene	15	0.50	20.00	0	72.8	37.5	125	1.36	21.2	
Fluoranthene	16	0.50	20.00	0	78.8	37.4	131	6.98	21.8	
Pyrene	14	0.50	20.00	0	68.9	27.5	140	13.0	31.1	
Benz(a)anthracene	15	0.50	20.00	0	76.9	25.4	141	1.44	26.6	
Chrysene	15	0.50	20.00	0	78.9	33.6	155	7.98	21.2	
Benzo(b)fluoranthene	16	0.50	20.00	0	77.5	39	153	6.67	20	

Qualifiers:
- * Value exceeds Maximum Contaminant Level.
- D Sample Diluted Due to Matrix
- H Holding times for preparation or analysis exceeded
- ND Not Detected at the Reporting Limit
- R RPD outside accepted recovery limits
- S % Recovery outside of range due to dilution or matrix
- B Analyte detected in the associated Method Blank
- E Value above quantitation range
- J Analyte detected below quantitation limits
- P Sample pH Not In Range
- RL Reporting Detection Limit
- W Sample container temperature is out of limit as specified

QC SUMMARY REPORT
Hall Environmental Analysis Laboratory, Inc.

WO#: 1702604
22-Feb-17

Client: Souder, Miller and Associates
Project: San Luis

Sample ID: rb	SampType: MBLK	TestCode: EPA Method 8260B: VOLATILES	
Client ID: PBW	Batch ID: A40747	RunNo: 40747	
Prep Date:	Analysis Date: 2/15/2017	SeqNo: 1277596	Units: µg/L

Analyte	Result	PQL	SPK value	SPK Ref Val	%REC	LowLimit	HighLimit	%RPD	RPDLimit	Qual
Vinyl chloride	ND	1.0								
Xylenes, Total	ND	1.5								
Surr: 1,2-Dichloroethane-d4	8.6		10.00		86.3	70	130			
Surr: 4-Bromofluorobenzene	10		10.00		101	70	130			
Surr: Dibromofluoromethane	9.7		10.00		97.3	70	130			
Surr: Toluene-d8	10		10.00		104	70	130			

Qualifiers:

- * Value exceeds Maximum Contaminant Level
- B Analyte detected in the associated Method Blank
- D Sample Diluted Due to Matrix
- E Value above quantitation range
- H Holding times for preparation or analysis exceeded
- J Analyte detected below quantitation limits
- ND Not Detected at the Reporting Limit
- P Sample pH Not In Range
- R RPD outside accepted recovery limits
- RL Reporting Detection Limit
- S % Recovery outside of range due to dilution or matrix
- W Sample container temperature is out of limit as specified

QC SUMMARY REPORT
Hall Environmental Analysis Laboratory, Inc.

WO#: 1702604
22-Feb-17

Client: Souder, Miller and Associates
Project: San Luis

Sample ID: rb	SampType: MBLK	TestCode: EPA Method 8260B: VOLATILES	
Client ID: PBW	Batch ID: A40747	RunNo: 40747	
Prep Date:	Analysis Date: 2/15/2017	SeqNo: 1277596	Units: µg/L

Analyte	Result	PQL	SPK value	SPK Ref Val	%REC	LowLimit	HighLimit	%RPD	RPDLimit	Qual
4-Chlorotoluene	ND	1.0								
cis-1,2-DCE	ND	1.0								
cis-1,3-Dichloropropene	ND	1.0								
1,2-Dibromo-3-chloropropane	ND	2.0								
Dibromochloromethane	ND	1.0								
Dibromomethane	ND	1.0								
1,2-Dichlorobenzene	ND	1.0								
1,3-Dichlorobenzene	ND	1.0								
1,4-Dichlorobenzene	ND	1.0								
Dichlorodifluoromethane	ND	1.0								
1,1-Dichloroethane	ND	1.0								
1,1-Dichloroethene	ND	1.0								
1,2-Dichloropropane	ND	1.0								
1,3-Dichloropropane	ND	1.0								
2,2-Dichloropropane	ND	2.0								
1,1-Dichloropropene	ND	1.0								
Hexachlorobutadiene	ND	1.0								
2-Hexanone	ND	10								
Isopropylbenzene	ND	1.0								
4-Isopropyltoluene	ND	1.0								
4-Methyl-2-pentanone	ND	10								
Methylene Chloride	ND	3.0								
n-Butylbenzene	ND	3.0								
n-Propylbenzene	ND	1.0								
sec-Butylbenzene	ND	1.0								
Styrene	ND	1.0								
tert-Butylbenzene	ND	1.0								
1,1,1,2-Tetrachloroethane	ND	1.0								
1,1,2,2-Tetrachloroethane	ND	2.0								
Tetrachloroethene (PCE)	ND	1.0								
trans-1,2-DCE	ND	1.0								
trans-1,3-Dichloropropene	ND	1.0								
1,2,3-Trichlorobenzene	ND	1.0								
1,2,4-Trichlorobenzene	ND	1.0								
1,1,1-Trichloroethane	ND	1.0								
1,1,2-Trichloroethane	ND	1.0								
Trichloroethene (TCE)	ND	1.0								
Trichlorofluoromethane	ND	1.0								
1,2,3-Trichloropropane	ND	2.0								

Qualifiers:

- * Value exceeds Maximum Contaminant Level
- B Analyte detected in the associated Method Blank
- D Sample Diluted Due to Matrix
- E Value above quantitation range
- H Holding times for preparation or analysis exceeded
- J Analyte detected below quantitation limits
- ND Not Detected at the Reporting Limit
- P Sample pH Not In Range
- R RPD outside accepted recovery limits
- RL Reporting Detection Limit
- S % Recovery outside of range due to dilution or matrix
- W Sample container temperature is out of limit as specified

QC SUMMARY REPORT
Hall Environmental Analysis Laboratory, Inc.

WO#: 1702604
22-Feb-17

Client: Souder, Miller and Associates
Project: San Luis

Sample ID: 100ng lcs	SampType: LCS	TestCode: EPA Method 8260B: VOLATILES	
Client ID: LCSW	Batch ID: A40747	RunNo: 40747	
Prep Date:	Analysis Date: 2/15/2017	SeqNo: 1277595	Units: µg/L

Analyte	Result	PQL	SPK value	SPK Ref Val	%REC	LowLimit	HighLimit	%RPD	RPDLimit	Qual
Benzene	20	1.0	20.00	0	101	70	130			
Toluene	22	1.0	20.00	0	111	70	130			
Chlorobenzene	23	1.0	20.00	0	115	70	130			
1,1-Dichloroethene	21	1.0	20.00	0	104	70	130			
Trichloroethene (TCE)	20	1.0	20.00	0	99.5	70	130			
Surr: 1,2-Dichloroethane-d4	8.6		10.00		85.9	70	130			
Surr: 4-Bromofluorobenzene	10		10.00		102	70	130			
Surr: Dibromofluoromethane	9.4		10.00		94.4	70	130			
Surr: Toluene-d8	10		10.00		103	70	130			

Sample ID: rb	SampType: MBLK	TestCode: EPA Method 8260B: VOLATILES	
Client ID: PBW	Batch ID: A40747	RunNo: 40747	
Prep Date:	Analysis Date: 2/15/2017	SeqNo: 1277596	Units: µg/l

Analyte	Result	PQL	SPK value	SPK Ref Val	%REC	LowLimit	HighLimit	%RPD	RPDLimit	Qual
Benzene	ND	1.0								
Toluene	ND	1.0								
Ethylbenzene	ND	1.0								
Methyl tert-butyl ether (MTBE)	ND	1.0								
1,2,4-Trimethylbenzene	ND	1.0								
1,3,5-Trimethylbenzene	ND	1.0								
1,2-Dichloroethane (EDC)	ND	1.0								
1,2-Dibromoethane (EDB)	ND	1.0								
Naphthalene	ND	2.0								
1-Methylnaphthalene	ND	4.0								
2-Methylnaphthalene	ND	4.0								
Acetone	ND	10								
Bromobenzene	ND	1.0								
Bromodichloromethane	ND	1.0								
Bromoform	ND	1.0								
Bromomethane	ND	3.0								
2-Butanone	ND	10								
Carbon disulfide	ND	10								
Carbon Tetrachloride	ND	1.0								
Chlorobenzene	ND	1.0								
Chloroethane	ND	2.0								
Chloroform	ND	1.0								
Chloromethane	ND	3.0								
2-Chlorotoluene	ND	1.0								

Qualifiers:

- * Value exceeds Maximum Contaminant Level
- B Analyte detected in the associated Method Blank
- D Sample Diluted Due to Matrix
- E Value above quantitation range
- H Holding times for preparation or analysis exceeded
- J Analyte detected below quantitation limits
- ND Not Detected at the Reporting Limit
- P Sample pH Not In Range
- R RPD outside accepted recovery limits
- RL Reporting Detection Limit
- S % Recovery outside of range due to dilution or matrix
- W Sample container temperature is out of limit as specified

Analytical Report
Lab Order 1702604
Date Reported: 2/22/2017

Hall Environmental Analysis Laboratory, Inc.

CLIENT: Souder, Miller and Associates
Project: San Luis
Lab ID: 1702604-001
Matrix: AQUEOUS
Client Sample ID: Non Exempt BGT
Collection Date: 2/13/2017 10:33:00 AM
Received Date: 2/14/2017 7:00:00 AM

Analyses	Result	PQL	Qual	Units	DF	Date Analyzed	Batch
EPA METHOD 8260B: VOLATILES							Analyst: BCN
n-Butylbenzene	ND	0.60		mg/L	200	2/15/2017 2:56:00 PM	A40747
n-Propylbenzene	ND	0.20		mg/L	200	2/15/2017 2:56:00 PM	A40747
sec-Butylbenzene	ND	0.20		mg/L	200	2/15/2017 2:56:00 PM	A40747
Styrene	ND	0.20		mg/L	200	2/15/2017 2:56:00 PM	A40747
tert-Butylbenzene	ND	0.20		mg/L	200	2/15/2017 2:56:00 PM	A40747
1,1,1,2-Tetrachloroethane	ND	0.20		mg/L	200	2/15/2017 2:56:00 PM	A40747
1,1,2,2-Tetrachloroethane	ND	0.40		mg/L	200	2/15/2017 2:56:00 PM	A40747
Tetrachloroethene (PCE)	ND	0.20		mg/L	200	2/15/2017 2:56:00 PM	A40747
trans-1,2-DCE	ND	0.20		mg/L	200	2/15/2017 2:56:00 PM	A40747
trans-1,3-Dichloropropene	ND	0.20		mg/L	200	2/15/2017 2:56:00 PM	A40747
1,2,3-Trichlorobenzene	ND	0.20		mg/L	200	2/15/2017 2:56:00 PM	A40747
1,2,4-Trichlorobenzene	ND	0.20		mg/L	200	2/15/2017 2:56:00 PM	A40747
1,1,1-Trichloroethane	ND	0.20		mg/L	200	2/15/2017 2:56:00 PM	A40747
1,1,2-Trichloroethane	ND	0.20		mg/L	200	2/15/2017 2:56:00 PM	A40747
Trichloroethene (TCE)	ND	0.20		mg/L	200	2/15/2017 2:56:00 PM	A40747
Trichlorofluoromethane	ND	0.20		mg/L	200	2/15/2017 2:56:00 PM	A40747
1,2,3-Trichloropropane	ND	0.40		mg/L	200	2/15/2017 2:56:00 PM	A40747
Vinyl chloride	ND	0.20		mg/L	200	2/15/2017 2:56:00 PM	A40747
Xylenes, Total	ND	0.30		mg/L	200	2/15/2017 2:56:00 PM	A40747
Surr: 1,2-Dichloroethane-d4	90.5	70-130		%Rec	200	2/15/2017 2:56:00 PM	A40747
Surr: 4-Bromofluorobenzene	98.4	70-130		%Rec	200	2/15/2017 2:56:00 PM	A40747
Surr: Dibromofluoromethane	97.9	70-130		%Rec	200	2/15/2017 2:56:00 PM	A40747
Surr: Toluene-d8	102	70-130		%Rec	200	2/15/2017 2:56:00 PM	A40747

Refer to the QC Summary report and sample login checklist for flagged QC data and preservation information.

Qualifiers:

- * Value exceeds Maximum Contaminant Level.
- B Analyte detected in the associated Method Blank
- D Sample Diluted Due to Matrix
- E Value above quantitation range
- H Holding times for preparation or analysis exceeded
- J Analyte detected below quantitation limits
- ND Not Detected at the Reporting Limit
- P Sample pH Not In Range
- R RPD outside accepted recovery limits
- RL Reporting Detection Limit
- S % Recovery outside of range due to dilution or matrix
- W Sample container temperature is out of limit as specified

Hall Environmental Analysis Laboratory, Inc.

Analytical Report
Lab Order **1702604**
Date Reported: **2/22/2017**

CLIENT: Souder, Miller and Associates
Project: San Luis
Lab ID: 1702604-001 **Matrix:** AQUEOUS

Client Sample ID: Non Exempt BGT
Collection Date: 2/13/2017 10:33:00 AM
Received Date: 2/14/2017 7:00:00 AM

Analyses	Result	PQL	Qual	Units	DF	Date Analyzed	Batch
EPA METHOD 8260B: VOLATILES						Analyst: **BCN**	
1,2-Dibromoethane (EDB)	ND	0.20		mg/L	200	2/15/2017 2:56:00 PM	A40747
Naphthalene	ND	0.40		mg/L	200	2/15/2017 2:56:00 PM	A40747
1-Methylnaphthalene	ND	0.80		mg/L	200	2/15/2017 2:56:00 PM	A40747
2-Methylnaphthalene	ND	0.80		mg/L	200	2/15/2017 2:56:00 PM	A40747
Acetone	ND	2.0		mg/L	200	2/15/2017 2:56:00 PM	A40747
Bromobenzene	ND	0.20		mg/L	200	2/15/2017 2:56:00 PM	A40747
Bromodichloromethane	ND	0.20		mg/L	200	2/15/2017 2:56:00 PM	A40747
Bromoform	ND	0.20		mg/L	200	2/15/2017 2:56:00 PM	A40747
Bromomethane	ND	0.60		mg/L	200	2/15/2017 2:56:00 PM	A40747
2-Butanone	ND	2.0		mg/L	200	2/15/2017 2:56:00 PM	A40747
Carbon disulfide	ND	2.0		mg/L	200	2/15/2017 2:56:00 PM	A40747
Carbon Tetrachloride	ND	0.20		mg/L	200	2/15/2017 2:56:00 PM	A40747
Chlorobenzene	ND	0.20		mg/L	200	2/15/2017 2:56:00 PM	A40747
Chloroethane	ND	0.40		mg/L	200	2/15/2017 2:56:00 PM	A40747
Chloroform	ND	0.20		mg/L	200	2/15/2017 2:56:00 PM	A40747
Chloromethane	ND	0.60		mg/L	200	2/15/2017 2:56:00 PM	A40747
2-Chlorotoluene	ND	0.20		mg/L	200	2/15/2017 2:56:00 PM	A40747
4-Chlorotoluene	ND	0.20		mg/L	200	2/15/2017 2:56:00 PM	A40747
cis-1,2-DCE	ND	0.20		mg/L	200	2/15/2017 2:56:00 PM	A40747
cis-1,3-Dichloropropene	ND	0.20		mg/L	200	2/15/2017 2:56:00 PM	A40747
1,2-Dibromo-3-chloropropane	ND	0.40		mg/L	200	2/15/2017 2:56:00 PM	A40747
Dibromochloromethane	ND	0.20		mg/L	200	2/15/2017 2:56:00 PM	A40747
Dibromomethane	ND	0.20		mg/L	200	2/15/2017 2:56:00 PM	A40747
1,2-Dichlorobenzene	ND	0.20		mg/L	200	2/15/2017 2:56:00 PM	A40747
1,3-Dichlorobenzene	ND	0.20		mg/L	200	2/15/2017 2:56:00 PM	A40747
1,4-Dichlorobenzene	ND	0.20		mg/L	200	2/15/2017 2:56:00 PM	A40747
Dichlorodifluoromethane	ND	0.20		mg/L	200	2/15/2017 2:56:00 PM	A40747
1,1-Dichloroethane	ND	0.20		mg/L	200	2/15/2017 2:56:00 PM	A40747
1,1-Dichloroethene	ND	0.20		mg/L	200	2/15/2017 2:56:00 PM	A40747
1,2-Dichloropropane	ND	0.20		mg/L	200	2/15/2017 2:56:00 PM	A40747
1,3-Dichloropropane	ND	0.20		mg/L	200	2/15/2017 2:56:00 PM	A40747
2,2-Dichloropropane	ND	0.40		mg/L	200	2/15/2017 2:56:00 PM	A40747
1,1-Dichloropropene	ND	0.20		mg/L	200	2/15/2017 2:56:00 PM	A40747
Hexachlorobutadiene	ND	0.20		mg/L	200	2/15/2017 2:56:00 PM	A40747
2-Hexanone	ND	2.0		mg/L	200	2/15/2017 2:56:00 PM	A40747
Isopropylbenzene	ND	0.20		mg/L	200	2/15/2017 2:56:00 PM	A40747
4-Isopropyltoluene	ND	0.20		mg/L	200	2/15/2017 2:56:00 PM	A40747
4-Methyl-2-pentanone	ND	2.0		mg/L	200	2/15/2017 2:56:00 PM	A40747
Methylene Chloride	ND	0.60		mg/L	200	2/15/2017 2:56:00 PM	A40747

Refer to the QC Summary report and sample login checklist for flagged QC data and preservation information.

Qualifiers:
- * Value exceeds Maximum Contaminant Level.
- D Sample Diluted Due to Matrix
- H Holding times for preparation or analysis exceeded
- ND Not Detected at the Reporting Limit
- R RPD outside accepted recovery limits
- S % Recovery outside of range due to dilution or matrix
- B Analyte detected in the associated Method Blank
- E Value above quantitation range
- J Analyte detected below quantitation limits
- P Sample pH Not In Range
- RL Reporting Detection Limit
- W Sample container temperature is out of limit as specified

Hall Environmental Analysis Laboratory, Inc.

Analytical Report
Lab Order **1702604**
Date Reported: **2/22/2017**

CLIENT: Souder, Miller and Associates
Project: San Luis
Lab ID: 1702604-001 **Matrix:** AQUEOUS

Client Sample ID: Non Exempt BGT
Collection Date: 2/13/2017 10:33:00 AM
Received Date: 2/14/2017 7:00:00 AM

Analyses	Result	PQL	Qual	Units	DF	Date Analyzed	Batch
EPA METHOD 7470: MERCURY						Analyst: **pmf**	
Mercury	ND	0.00020		mg/L	1	2/16/2017 8:05:14 PM	30261
EPA 6010B: TOTAL RECOVERABLE METALS						Analyst: **pmf**	
Arsenic	ND	0.020		mg/L	1	2/21/2017 11:44:34 AM	30292
Barium	0.058	0.020		mg/L	1	2/21/2017 11:44:34 AM	30292
Cadmium	0.013	0.0020		mg/L	1	2/21/2017 11:44:34 AM	30292
Chromium	0.0083	0.0060		mg/L	1	2/21/2017 11:44:34 AM	30292
Lead	ND	0.0050		mg/L	1	2/21/2017 11:44:34 AM	30292
Selenium	ND	0.050		mg/L	1	2/21/2017 11:44:34 AM	30292
Silver	ND	0.0050		mg/L	1	2/21/2017 11:44:34 AM	30292
EPA METHOD 8270C: PAHS						Analyst: **DAM**	
Naphthalene	ND	0.50		µg/L	1	2/21/2017 12:56:34 PM	30288
1-Methylnaphthalene	ND	0.50		µg/L	1	2/21/2017 12:56:34 PM	30288
2-Methylnaphthalene	ND	0.50		µg/L	1	2/21/2017 12:56:34 PM	30288
Acenaphthylene	ND	0.50		µg/L	1	2/21/2017 12:56:34 PM	30288
Acenaphthene	ND	0.50		µg/L	1	2/21/2017 12:56:34 PM	30288
Fluorene	ND	0.50		µg/L	1	2/21/2017 12:56:34 PM	30288
Phenanthrene	ND	0.50		µg/L	1	2/21/2017 12:56:34 PM	30288
Anthracene	ND	0.50		µg/L	1	2/21/2017 12:56:34 PM	30288
Fluoranthene	ND	0.50		µg/L	1	2/21/2017 12:56:34 PM	30288
Pyrene	ND	0.50		µg/L	1	2/21/2017 12:56:34 PM	30288
Benz(a)anthracene	ND	0.50		µg/L	1	2/21/2017 12:56:34 PM	30288
Chrysene	ND	0.50		µg/L	1	2/21/2017 12:56:34 PM	30288
Benzo(b)fluoranthene	ND	0.50		µg/L	1	2/21/2017 12:56:34 PM	30288
Benzo(k)fluoranthene	ND	0.50		µg/L	1	2/21/2017 12:56:34 PM	30288
Benzo(a)pyrene	ND	0.50		µg/L	1	2/21/2017 12:56:34 PM	30288
Dibenz(a,h)anthracene	ND	0.50		µg/L	1	2/21/2017 12:56:34 PM	30288
Benzo(g,h,i)perylene	ND	0.50		µg/L	1	2/21/2017 12:56:34 PM	30288
Indeno(1,2,3-cd)pyrene	ND	0.50		µg/L	1	2/21/2017 12:56:34 PM	30288
Surr: 2-Fluorobiphenyl	64.0	15-176		%Rec	1	2/21/2017 12:56:34 PM	30288
Surr: Benzo(e)pyrene	63.4	15-188		%Rec	1	2/21/2017 12:56:34 PM	30288
EPA METHOD 8260B: VOLATILES						Analyst: **BCN**	
Benzene	ND	0.50		mg/L	200	2/15/2017 2:56:00 PM	A40747
Toluene	ND	0.20		mg/L	200	2/15/2017 2:56:00 PM	A40747
Ethylbenzene	ND	0.20		mg/L	200	2/15/2017 2:56:00 PM	A40747
Methyl tert-butyl ether (MTBE)	ND	0.20		mg/L	200	2/15/2017 2:56:00 PM	A40747
1,2,4-Trimethylbenzene	ND	0.20		mg/L	200	2/15/2017 2:56:00 PM	A40747
1,3,5-Trimethylbenzene	ND	0.20		mg/L	200	2/15/2017 2:56:00 PM	A40747
1,2-Dichloroethane (EDC)	ND	0.20		mg/L	200	2/15/2017 2:56:00 PM	A40747

Refer to the QC Summary report and sample login checklist for flagged QC data and preservation information.

Qualifiers:
- * Value exceeds Maximum Contaminant Level.
- D Sample Diluted Due to Matrix
- H Holding times for preparation or analysis exceeded
- ND Not Detected at the Reporting Limit
- R RPD outside accepted recovery limits
- S % Recovery outside of range due to dilution or matrix
- B Analyte detected in the associated Method Blank
- E Value above quantitation range
- J Analyte detected below quantitation limits
- P Sample pH Not In Range
- RL Reporting Detection Limit
- W Sample container temperature is out of limit as specified

HALL ENVIRONMENTAL ANALYSIS LABORATORY

Hall Environmental Analysis Laboratory
4901 Hawkins NE
Albuquerque, NM 87109
TEL: 505-345-3975 FAX: 505-345-4107
Website: www.hallenvironmental.com

February 22, 2017

Ashley Maxwell
Souder, Miller and Associates
401 W. Broadway
Farmington, NM 87401
TEL: (505) 325-5667
FAX (505) 327-1496

RE: San Luis OrderNo.: 1702604

Dear Ashley Maxwell:

Hall Environmental Analysis Laboratory received 1 sample(s) on 2/14/2017 for the analyses presented in the following report.

These were analyzed according to EPA procedures or equivalent. To access our accredited tests please go to www.hallenvironmental.com or the state specific web sites. In order to properly interpret your results it is imperative that you review this report in its entirety. See the sample checklist and/or the Chain of Custody for information regarding the sample receipt temperature and preservation. Data qualifiers or a narrative will be provided if the sample analysis or analytical quality control parameters require a flag. When necessary, data qualifers are provided on both the sample analysis report and the QC summary report, both sections should be reviewed. All samples are reported, as received, unless otherwise indicated. Lab measurement of analytes considered field parameters that require analysis within 15 minutes of sampling such as pH and residual chlorine are qualified as being analyzed outside of the recommended holding time.

Please don't hesitate to contact HEAL for any additional information or clarifications.

ADHS Cert #AZ0682 -- NMED-DWB Cert #NM9425 -- NMED-Micro Cert #NM0190

Sincerely,

Andy Freeman
Laboratory Manager
4901 Hawkins NE
Albuquerque, NM 87109

District I
1625 N. French Dr., Hobbs, NM 88240
District II
1301 W. Grand Avenue, Artesia, NM 88210
District III
1000 Rio Brazos Road, Aztec, NM 87410
District IV
1220 S. St. Francis Dr., Santa Fe, NM 87505

State of New Mexico
Energy Minerals and Natural Resources
Oil Conservation Division
1220 South St. Francis Dr.
Santa Fe, NM 87505

2017
Form C-138
Revised 08/01/11

*Surface Waste Management Facility Operator and Generator shall maintain and make this documentation available for Division inspection.

REQUEST FOR APPROVAL TO ACCEPT SOLID WASTE

1. Generator Name and Address:
Enterprise Field Services, LLC, 614 Reilly Ave, Farmington NM 87401

2. Originating Site:
MAPL Lyborrk Pumping Station

3. Location of Material (Street Address, City, State or ULSTR):
UL C Section 14 Township 23 North Range 7 West; 36.232901, -107.545978

4. Source and Description of Waste:
Source: Water/Oil from the Non Exempt WasteWater Tanks and from the compressor skid drains.
Description: Non Exempt/Non-Hazardous Water from the compressor skids.
Estimated Volume 80 yd³ bbls Known Volume (to be entered by the operator at the end of the haul) 25 yd³ bbls

5. GENERATOR CERTIFICATION STATEMENT OF WASTE STATUS

I, Thomas Long, representative or authorized agent for Enterprise Products Operating do hereby
Generator Signature
certify that according to the Resource Conservation and Recovery Act (RCRA) and the US Environmental Protection Agency's July 1988 regulatory determination, the above described waste is: (Check the appropriate classification)

☐ RCRA Exempt: Oil field wastes generated from oil and gas exploration and production operations and are not mixed with non-exempt waste. ***Operator Use Only: Waste Acceptance Frequency*** ☐ ***Monthly*** ☐ ***Weekly*** ☐ ***Per Load***

☒ RCRA Non-Exempt: Oil field waste which is non-hazardous that does not exceed the minimum standards for waste hazardous by characteristics established in RCRA regulations, 40 CFR 261.21-261.24, or listed hazardous waste as defined in 40 CFR, part 261, subpart D, as amended. The following documentation is attached to demonstrate the above-described waste is non-hazardous. (Check the appropriate items)

☐ MSDS Information ☒ RCRA Hazardous Waste Analysis ☒ Process Knowledge ☐ Other (Provide description in Box 4)

GENERATOR 19.15.36.15 WASTE TESTING CERTIFICATION STATEMENT FOR LANDFARMS

I, Thomas Long, representative for Enterprise Products Operating authorize to complete
Generator Signature
the required testing/sign the Generator Waste Testing Certification.

I, _____, representative for _____Agua Moss, LLC_____ do hereby certify that representative samples of the oil field waste have been subjected to the paint filter test and tested for chloride content and that the samples have been found to conform to the specific requirements applicable to landfarms pursuant to Section 15 of 19.15.36 NMAC. The results of the representative samples are attached to demonstrate the above-described waste conform to the requirements of Section 15 of 19.15.36 NMAC.

6. Transporter: To Be Determined

OCD Permitted Surface Waste Management Facility

Name and Facility Permit #: ***Agua Moss, LLC - Permit #: NM-01-009**
Address of Facility: **SW/4 NW/4 Section 2, Township 29N, Range Crouch Mesa, NM**

Method of Treatment and/or Disposal:
☐ Evaporation ☒ Injection ☐ Treating Plant ☐ Landfarm ☐ Landfill ☐ Other

Waste Acceptance Status: ☒ APPROVED ☐ DENIED (Must Be Maintained As Permanent Record)

PRINT NAME: Chris Hines TITLE: Sup DATE: 12/17
SIGNATURE: _____ TELEPHONE NO.: _____
Surface Waste Management Facility Authorized Agent

HALL ENVIRONMENTAL ANALYSIS LABORATORY

www.hallenvironmental.com

4901 Hawkins NE - Albuquerque, NM 87109

Tel. 505-345-3975 Fax 505-345-4107

Chain-of-Custody Record

Client: Souder, Miller + Assoc.

Mailing Address: 401 W. Broadway Farmington, NM 87401

Phone #: 505-325-7535

email or Fax#:

QA/QC Package: Souder, Miller, Bow

☐ Standard ☐ Level 4 (Full Validation)

Accreditation: ☐ Other:

☐ NELAP

☐ EDD (Type)

Turn-Around Time: ☐ Standard ☐ Rush

Project Name: Lybrook Station

Project #:

Project Manager: Ashley Mangwell Tom Long

Sampler: Ashley Mangwell

On Ice: ☐ No

Sample temperature: 2.0 +0.2

Date	Time	Matrix	Sample Request ID	Container Type and #	Preservative Type	HEAL No.	BTEX + MTBE + TMB's (8021)	BTEX + MTBE + TPH (Gas only)	TPH 8015B (GRO / DRO / MRO)	TPH (Method 418.1)	EDB (Method 504.1)	PAH's (8310 or 8270 SIMS)	RCRA 8 Metals	Anions (F,Cl,NO2,NO3,PO4,SO4)	8081 Pesticides / 8082 PCB's	8260B (VOA)	8270 (Semi-VOA)	Air Bubbles (Y or N)
2-1-17	1500	H2O	Lybrook BGT	Various		-001						X	X			X		

Relinquished by: Ashley Mangwell Date: 2-1-17 Time: 1900

Received by: [signature] Date: 2-1-17 Time: 1900

Relinquished by: [signature] Date: 2/2/17 Time: 1818

Received by: [signature] Date: 2/2/17 Time: 0800

Remarks: Send full list Report TELP compounds AT TELP Limits Invoice: Enterprise c/o Tom Long

"If necessary, samples submitted to Hall Environmental may be subcontracted to other accredited laboratories. This serves as notice of this possibility. Any subcontracted data will be clearly notated on the analytical report."

HALL ENVIRONMENTAL ANALYSIS LABORATORY

Hall Environmental Analysis Laboratory
4901 Hawkins NE
Albuquerque, NM 87109
TEL: 505-345-3975 FAX: 505-345-4107
Website: www.hallenvironmental.com

Sample Log-In Check List

Client Name: SMA-FARM Work Order Number: 1702073 RcptNo: 1

Received by/date: JRE 02/02/17

Logged By: Ashley Gallegos 2/2/2017 6:00:00 AM

Completed By: Ashley Gallegos 2/2/2017 8:39:12 AM

Reviewed By: IO 2-2-17

Chain of Custody

1. Custody seals intact on sample bottles? Yes ☐ No ☐ Not Present ☑
2. Is Chain of Custody complete? Yes ☑ No ☐ Not Present ☐
3. How was the sample delivered? Courier

Log In

4. Was an attempt made to cool the samples? Yes ☑ No ☐ NA ☐
5. Were all samples received at a temperature of >0° C to 6.0°C Yes ☑ No ☐ NA ☐
6. Sample(s) in proper container(s)? Yes ☑ No ☐
7. Sufficient sample volume for indicated test(s)? Yes ☑ No ☐
8. Are samples (except VOA and ONG) properly preserved? Yes ☑ No ☐
9. Was preservative added to bottles? Yes ☐ No ☑ NA ☐
10. VOA vials have zero headspace? Yes ☑ No ☐ No VOA Vials ☐
11. Were any sample containers received broken? Yes ☐ No ☑
12. Does paperwork match bottle labels? (Note discrepancies on chain of custody) Yes ☑ No ☐
13. Are matrices correctly identified on Chain of Custody? Yes ☑ No ☐
14. Is it clear what analyses were requested? Yes ☑ No ☐
15. Were all holding times able to be met? (If no, notify customer for authorization.) Yes ☑ No ☐

# of preserved bottles checked for pH: 3 (or >12 unless noted) Adjusted? NO Checked by: AJ

Special Handling (if applicable)

16. Was client notified of all discrepancies with this order? Yes ☐ No ☐ NA ☑

Person Notified: Date:
By Whom: Via: ☐ eMail ☐ Phone ☐ Fax ☐ In Person
Regarding:
Client Instructions:

17. Additional remarks:

18. Cooler Information

Cooler No	Temp °C	Condition	Seal Intact	Seal No	Seal Date	Signed By
1	1.8	Good	Yes			

Page 1 of 1

QC SUMMARY REPORT

Hall Environmental Analysis Laboratory, Inc.

WO#: 1702073
08-Feb-17

Client: Souder, Miller and Associates
Project: Lybrook Station

Sample ID MB-30031 SampType: MBLK TestCode: EPA 6010B: Total Recoverable Metals
Client ID: PBW Batch ID: 30031 RunNo: 40536
Prep Date: 2/2/2017 Analysis Date: 2/6/2017 SeqNo: 1270041 Units: mg/L

Analyte	Result	PQL	SPK value	SPK Ref Val	%REC	LowLimit	HighLimit	%RPD	RPDLimit	Qual
Arsenic	ND	0.020								
Barium	ND	0.020								
Cadmium	ND	0.0020								
Chromium	ND	0.0060								
Lead	ND	0.0050								
Selenium	ND	0.050								
Silver	ND	0.0050								

Sample ID LCS-30031 SampType: LCS TestCode: EPA 6010B: Total Recoverable Metals
Client ID: LCSW Batch ID: 30031 RunNo: 40536
Prep Date: 2/2/2017 Analysis Date: 2/6/2017 SeqNo: 1270042 Units: mg/L

Analyte	Result	PQL	SPK value	SPK Ref Val	%REC	LowLimit	HighLimit	%RPD	RPDLimit	Qual
Arsenic	0.48	0.020	0.5000	0	96.3	80	120			
Barium	0.47	0.020	0.5000	0	94.0	80	120			
Cadmium	0.47	0.0020	0.5000	0	94.1	80	120			
Chromium	0.48	0.0060	0.5000	0	95.5	80	120			
Lead	0.47	0.0050	0.5000	0	93.3	80	120			
Selenium	0.49	0.050	0.5000	0	97.4	80	120			
Silver	0.097	0.0050	0.1000	0	96.8	80	120			

Qualifiers:

- * Value exceeds Maximum Contaminant Level.
- D Sample Diluted Due to Matrix
- H Holding times for preparation or analysis exceeded
- ND Not Detected at the Reporting Limit
- R RPD outside accepted recovery limits
- S % Recovery outside of range due to dilution or matrix
- B Analyte detected in the associated Method Blank
- E Value above quantitation range
- J Analyte detected below quantitation limits
- P Sample pH Not In Range
- RL Reporting Detection Limit
- W Sample container temperature is out of limit as specified

---

QC SUMMARY REPORT

Hall Environmental Analysis Laboratory, Inc.

WO#: 1702073
08-Feb-17

Client: Souder, Miller and Associates
Project: Lybrook Station

Sample ID MB-30033 SampType: MBLK TestCode: EPA Method 7470: Mercury
Client ID: PBW Batch ID: 30033 RunNo: 40486
Prep Date: 2/2/2017 Analysis Date: 2/2/2017 SeqNo: 1268703 Units: mg/L

Analyte	Result	PQL	SPK value	SPK Ref Val	%REC	LowLimit	HighLimit	%RPD	RPDLimit	Qual
Mercury	ND	0.00020								

Sample ID LCS-30033 SampType: LCS TestCode: EPA Method 7470: Mercury
Client ID: LCSW Batch ID: 30033 RunNo: 40486
Prep Date: 2/2/2017 Analysis Date: 2/2/2017 SeqNo: 1268704 Units: mg/L

Analyte	Result	PQL	SPK value	SPK Ref Val	%REC	LowLimit	HighLimit	%RPD	RPDLimit	Qual
Mercury	0.0049	0.00020	0.005000	0	98.1	80	120			

Qualifiers:

- * Value exceeds Maximum Contaminant Level.
- D Sample Diluted Due to Matrix
- H Holding times for preparation or analysis exceeded
- ND Not Detected at the Reporting Limit
- R RPD outside accepted recovery limits
- S % Recovery outside of range due to dilution or matrix
- B Analyte detected in the associated Method Blank
- E Value above quantitation range
- J Analyte detected below quantitation limits
- P Sample pH Not In Range
- RL Reporting Detection Limit
- W Sample container temperature is out of limit as specified

QC SUMMARY REPORT
Hall Environmental Analysis Laboratory, Inc.

WO#: 1702073
08-Feb-17

Client: Souder, Miller and Associates
Project: Lybrook Station

Sample ID lcs-30020 | SampType: LCS | TestCode: EPA Method 8270C: PAHs
Client ID: LCSW | Batch ID: 30020 | RunNo: 40506
Prep Date: 2/2/2017 | Analysis Date: 2/3/2017 | SeqNo: 1269472 | Units: µg/L

Analyte	Result	PQL	SPK value	SPK Ref Val	%REC	LowLimit	HighLimit	%RPD	RPDLimit	Qual
Benzo(k)fluoranthene	16	0.50	20.00	0	82.0	38	154			
Benzo(a)pyrene	16	0.50	20.00	0	80.4	38.6	153			
Dibenz(a,h)anthracene	17	0.50	20.00	0	84.4	39.7	155			
Benzo(g,h,i)perylene	16	0.50	20.00	0	79.6	39.6	154			
Indeno(1,2,3-cd)pyrene	16	0.50	20.00	0	82.4	19.1	153			
Surr: N-hexadecane	60		87.60		68.5	15	176			
Surr: Benzo(e)pyrene	15		20.00		74.8	15	198			

Sample ID lcsd-30020 | SampType: LCSD | TestCode: EPA Method 8270C: PAHs
Client ID: LCSS02 | Batch ID: 30020 | RunNo: 40506
Prep Date: 2/2/2017 | Analysis Date: 2/3/2017 | SeqNo: 1269473 | Units: µg/L

Analyte	Result	PQL	SPK value	SPK Ref Val	%REC	LowLimit	HighLimit	%RPD	RPDLimit	Qual
Naphthalene	16	0.50	20.00	0	81.8	37.4	120	8.98	20	
1-Methylnaphthalene	16	0.50	20.00	0	78.1	39.3	121	4.05	26.8	
2-Methylnaphthalene	16	0.50	20.00	0	79.6	37.8	122	3.19	23.8	
Acenaphthylene	16	0.50	20.00	0	82.0	37	124	8.92	28.6	
Acenaphthene	17	0.50	20.00	0	83.2	35.8	123	6.58	27	
Fluorene	17	0.50	20.00	0	86.8	35.2	122	12.5	25.7	
Phenanthrene	18	0.50	20.00	0	91.4	38.6	122	8.90	20	
Anthracene	17	0.50	20.00	0	86.6	37.5	125	2.83	31.2	
Fluoranthene	19	0.50	20.00	0	95.3	37.4	131	12.2	21.8	
Pyrene	18	0.50	20.00	0	92.3	27.5	140	7.65	31.1	
Benz(a)anthracene	19	0.50	20.00	0	95.6	25.4	141	8.28	26.6	
Chrysene	18	0.50	20.00	0	92.0	33.6	155	8.03	21.2	
Benzo(b)fluoranthene	19	0.50	20.00	0	92.7	39	153	7.04	20	
Benzo(k)fluoranthene	18	0.50	20.00	0	90.6	38	154	9.97	21	
Benzo(a)pyrene	18	0.50	20.00	0	91.7	38.6	153	13.1	24.8	
Dibenz(a,h)anthracene	19	0.50	20.00	0	93.4	39.7	155	10.1	20	
Benzo(g,h,i)perylene	18	0.50	20.00	0	88.4	39.6	154	10.5	20	
Indeno(1,2,3-cd)pyrene	19	0.50	20.00	0	92.7	19.1	153	11.8	20	
Surr: N-hexadecane	62		87.60		71.2	15	176	0	0	
Surr: Benzo(e)pyrene	15		20.00		76.4	15	198	0	0	

Qualifiers:
- * Value exceeds Maximum Contaminant Level
- D Sample Diluted Due to Matrix
- H Holding times for preparation or analysis exceeded
- ND Not Detected at the Reporting Limit
- R RPD outside accepted recovery limits
- S % Recovery outside of range due to dilution or matrix
- B Analyte detected in the associated Method Blank
- E Value above quantitation range
- J Analyte detected below quantitation limits
- P Sample pH Not In Range
- RL Reporting Detection Limit
- W Sample container temperature is out of limit as specified

QC SUMMARY REPORT
Hall Environmental Analysis Laboratory, Inc.

WO#: 1702073
08-Feb-17

Client: Souder, Miller and Associates
Project: Lybrook Station

Sample ID mb-30020 | SampType: MBLK | TestCode: EPA Method 8270C: PAHs
Client ID: PBW | Batch ID: 30020 | RunNo: 40506
Prep Date: 2/2/2017 | Analysis Date: 2/3/2017 | SeqNo: 1269471 | Units: µg/L

Analyte	Result	PQL	SPK value	SPK Ref Val	%REC	LowLimit	HighLimit	%RPD	RPDLimit	Qual
Naphthalene	ND	0.50								
1-Methylnaphthalene	ND	0.50								
2-Methylnaphthalene	ND	0.50								
Acenaphthylene	ND	0.50								
Acenaphthene	ND	0.50								
Fluorene	ND	0.50								
Phenanthrene	ND	0.50								
Anthracene	ND	0.50								
Fluoranthene	ND	0.50								
Pyrene	ND	0.50								
Benz(a)anthracene	ND	0.50								
Chrysene	ND	0.50								
Benzo(b)fluoranthene	ND	0.50								
Benzo(k)fluoranthene	ND	0.50								
Benzo(a)pyrene	ND	0.50								
Dibenz(a,h)anthracene	ND	0.50								
Benzo(g,h,i)perylene	ND	0.50								
Indeno(1,2,3-cd)pyrene	ND	0.50								
Surr: N-hexadecane	65		87.60		74.5	15	176			
Surr: Benzo(e)pyrene	16		20.00		81.8	15	198			

Sample ID lcs-30020 | SampType: LCS | TestCode: EPA Method 8270C: PAHs
Client ID: LCSW | Batch ID: 30020 | RunNo: 40506
Prep Date: 2/2/2017 | Analysis Date: 2/3/2017 | SeqNo: 1269472 | Units: µg/L

Analyte	Result	PQL	SPK value	SPK Ref Val	%REC	LowLimit	HighLimit	%RPD	RPDLimit	Qual
Naphthalene	15	0.50	20.00	0	76.1	37.4	120			
1-Methylnaphthalene	15	0.50	20.00	0	75.0	39.3	121			
2-Methylnaphthalene	15	0.50	20.00	0	77.1	37.8	122			
Acenaphthylene	16	0.50	20.00	0	78.0	37	124			
Acenaphthene	16	0.50	20.00	0	78.7	35.8	123			
Fluorene	15	0.50	20.00	0	76.8	35.2	122			
Phenanthrene	17	0.50	20.00	0	86.3	38.6	122			
Anthracene	17	0.50	20.00	0	84.1	37.5	125			
Fluoranthene	17	0.50	20.00	0	84.3	37.4	131			
Pyrene	17	0.50	20.00	0	85.5	27.5	140			
Benz(a)anthracene	18	0.50	20.00	0	88.0	25.4	141			
Chrysene	17	0.50	20.00	0	84.9	33.6	155			
Benzo(b)fluoranthene	17	0.50	20.00	0	86.4	39	153			

Qualifiers:
- * Value exceeds Maximum Contaminant Level
- D Sample Diluted Due to Matrix
- H Holding times for preparation or analysis exceeded
- ND Not Detected at the Reporting Limit
- R RPD outside accepted recovery limits
- S % Recovery outside of range due to dilution or matrix
- B Analyte detected in the associated Method Blank
- E Value above quantitation range
- J Analyte detected below quantitation limits
- P Sample pH Not In Range
- RL Reporting Detection Limit
- W Sample container temperature is out of limit as specified

QC SUMMARY REPORT
Hall Environmental Analysis Laboratory, Inc.

WO#: 1702073
08-Feb-17

Client: Souder, Miller and Associates
Project: Lybrook Station

Sample ID 100ng lcs | SampType: LCS | TestCode: EPA Method 8260B: VOLATILES
Client ID: LCSW | Batch ID: W40507 | RunNo: 40507
Prep Date: | Analysis Date: 2/3/2017 | SeqNo: 1269583 | Units: µg/L

Analyte	Result	PQL	SPK value	SPK Ref Val	%REC	LowLimit	HighLimit	%RPD	RPDLimit	Qual
1,1-Dichloroethene	21	1.0	20.00	0	107	70	130			
Trichloroethene (TCE)	20	1.0	20.00	0	97.9	70	130			
Surr: 1,2-Dichloroethane-d4	9.3		10.00		93.1	70	130			
Surr: 4-Bromofluorobenzene	9.4		10.00		93.6	70	130			
Surr: Dibromofluoromethane	9.8		10.00		98.4	70	130			
Surr: Toluene-d8	11		10.00		100	70	130			

Qualifiers:
- * Value exceeds Maximum Contaminant Level
- D Sample Diluted Due to Matrix
- H Holding times for preparation or analysis exceeded
- ND Not Detected at the Reporting Limit
- R RPD outside accepted recovery limits
- S % Recovery outside of range due to dilution or matrix
- B Analyte detected in the associated Method Blank
- E Value above quantitation range
- J Analyte detected below quantitation limits
- P Sample pH Not In Range
- RL Reporting Detection Limit
- W Sample container temperature is out of limit as specified

QC SUMMARY REPORT
Hall Environmental Analysis Laboratory, Inc.

WO#: 1702073
08-Feb-17

Client: Souder, Miller and Associates
Project: Lybrook Station

Sample ID rb | SampType: MBLK | TestCode: EPA Method 8260B: VOLATILES
Client ID: PBW | Batch ID: W40507 | RunNo: 40507
Prep Date: | Analysis Date: 2/3/2017 | SeqNo: 1269582 | Units: µg/L

Analyte	Result	PQL	SPK value	SPK Ref Val	%REC	LowLimit	HighLimit	%RPD	RPDLimit	Qual
1,1-Dichloropropene	ND	1.0								
Hexachlorobutadiene	ND	1.0								
2-Hexanone	ND	10								
Isopropylbenzene	ND	1.0								
4-Isopropyltoluene	ND	1.0								
4-Methyl-2-pentanone	ND	10								
Methylene Chloride	ND	3.0								
n-Butylbenzene	ND	3.0								
n-Propylbenzene	ND	1.0								
sec-Butylbenzene	ND	1.0								
Styrene	ND	1.0								
tert-Butylbenzene	ND	1.0								
1,1,1,2-Tetrachloroethane	ND	1.0								
1,1,2,2-Tetrachloroethane	ND	2.0								
Tetrachloroethene (PCE)	ND	1.0								
trans-1,2-DCE	ND	1.0								
trans-1,3-Dichloropropene	ND	1.0								
1,2,3-Trichlorobenzene	ND	1.0								
1,2,4-Trichlorobenzene	ND	1.0								
1,1,1-Trichloroethane	ND	1.0								
1,1,2-Trichloroethane	ND	1.0								
Trichloroethene (TCE)	ND	1.0								
Trichlorofluoromethane	ND	1.0								
1,2,3-Trichloropropane	ND	3.0								
Vinyl chloride	ND	1.0								
Xylenes, Total	ND	1.5								
Surr: 1,2-Dichloroethane-d4	10		10.00		101	70	130			
Surr: 4-Bromofluorobenzene	9.5		10.00		95.0	70	130			
Surr: Dibromofluoromethane	10		10.00		101	70	130			
Surr: Toluene-d8	11		10.00		107	70	130			

Sample ID 100ng lcs | SampType: LCS | TestCode: EPA Method 8260B: VOLATILES
Client ID: LCSW | Batch ID: W40507 | RunNo: 40507
Prep Date: | Analysis Date: 2/3/2017 | SeqNo: 1269583 | Units: µg/L

Analyte	Result	PQL	SPK value	SPK Ref Val	%REC	LowLimit	HighLimit	%RPD	RPDLimit	Qual
Benzene	20	1.0	20.00	0	99.3	70	130			
Toluene	21	1.0	20.00	0	105	70	130			
Chlorobenzene	20	1.0	20.00	0	100	70	130			

Qualifiers:
- * Value exceeds Maximum Contaminant Level
- D Sample Diluted Due to Matrix
- H Holding times for preparation or analysis exceeded
- ND Not Detected at the Reporting Limit
- R RPD outside accepted recovery limits
- S % Recovery outside of range due to dilution or matrix
- B Analyte detected in the associated Method Blank
- E Value above quantitation range
- J Analyte detected below quantitation limits
- P Sample pH Not In Range
- RL Reporting Detection Limit
- W Sample container temperature is out of limit as specified

QC SUMMARY REPORT

WO#: 1702073
02-Feb-17

Hall Environmental Analysis Laboratory, Inc.

Client: Souder, Miller and Associates
Project: Lybrook Station

Sample ID: rb | SampType: MBLK | TestCode: EPA Method 8260B: VOLATILES
Client ID: PBW | Batch ID: W40507 | RunNo: 40507
Prep Date: | Analysis Date: 2/3/2017 | SeqNo: 1209562 | Units: µg/L

Analyte	Result	PQL	SPK value	SPK Ref Val	%REC	LowLimit	HighLimit	%RPD	RPDLimit	Qual
Benzene	ND	1.0								
Toluene	ND	1.0								
Ethylbenzene	ND	1.0								
Methyl tert-butyl ether (MTBE)	ND	1.0								
1,2,4-Trimethylbenzene	ND	1.0								
1,3,5-Trimethylbenzene	ND	1.0								
1,2-Dichloroethane (EDC)	ND	1.0								
1,2-Dibromoethane (EDB)	ND	1.0								
Naphthalene	ND	2.0								
1-Methylnaphthalene	ND	4.0								
2-Methylnaphthalene	ND	4.0								
Acetone	ND	10								
Bromobenzene	ND	1.0								
Bromodichloromethane	ND	1.0								
Bromoform	ND	1.0								
Bromomethane	ND	3.0								
2-Butanone	ND	10								
Carbon disulfide	ND	10								
Carbon Tetrachloride	ND	1.0								
Chlorobenzene	ND	1.0								
Chloroethane	ND	2.0								
Chloroform	ND	1.0								
Chloromethane	ND	3.0								
2-Chlorotoluene	ND	1.0								
4-Chlorotoluene	ND	1.0								
cis-1,2-DCE	ND	1.0								
cis-1,3-Dichloropropene	ND	1.0								
1,2-Dibromo-3-chloropropane	ND	2.0								
Dibromochloromethane	ND	1.0								
Dibromomethane	ND	1.0								
1,2-Dichlorobenzene	ND	1.0								
1,3-Dichlorobenzene	ND	1.0								
1,4-Dichlorobenzene	ND	1.0								
Dichlorodifluoromethane	ND	1.0								
1,1-Dichloroethane	ND	1.0								
1,1-Dichloroethene	ND	1.0								
1,2-Dichloropropane	ND	1.0								
1,3-Dichloropropane	ND	1.0								
2,2-Dichloropropane	ND	2.0								

Qualifiers:

- * Value exceeds Maximum Contaminant Level
- D Sample Diluted Due to Matrix
- H Holding times for preparation or analysis exceeded
- ND Not Detected at the Reporting Limit
- R RPD outside accepted recovery limits
- S % Recovery outside of range due to dilution or matrix
- B Analyte detected in the associated Method Blank
- E Value above quantitation range
- J Analyte detected below quantitation limits
- P Sample pH Not In Range
- RL Reporting Detection Limit
- W Sample container temperature is out of limit as specified

---

Analytical Report
Lab Order 1702073
Date Reported: 2/8/2017

Hall Environmental Analysis Laboratory, Inc.

CLIENT: Souder, Miller and Associates | **Client Sample ID:** Lybrook BGT
Project: Lybrook Station | **Collection Date:** 2/1/2017 3:10:00 PM
Lab ID: 1702073-001 | **Matrix:** AQUEOUS | **Received Date:** 2/2/2017 8:00:00 AM

Analyses	Result	PQL	Qual	Units	DF	Date Analyzed	Batch
EPA METHOD 8260B: VOLATILES						Analyst: DJF	
n-Butylbenzene	ND	0.50		mg/L	200	2/3/2017 8:10:07 PM	W40507
n-Propylbenzene	ND	0.20		mg/L	200	2/3/2017 8:10:07 PM	W40507
sec-Butylbenzene	ND	0.20		mg/L	200	2/3/2017 8:10:07 PM	W40507
Styrene	ND	0.20		mg/L	200	2/3/2017 8:10:07 PM	W40507
tert-Butylbenzene	ND	0.20		mg/L	200	2/3/2017 8:10:07 PM	W40507
1,1,1,2-Tetrachloroethane	ND	0.20		mg/L	200	2/3/2017 8:10:07 PM	W40507
1,1,2,2-Tetrachloroethane	ND	0.40		mg/L	200	2/3/2017 8:10:07 PM	W40507
Tetrachloroethene (PCE)	ND	0.20		mg/L	200	2/3/2017 8:10:07 PM	W40507
trans-1,2-DCE	ND	0.20		mg/L	200	2/3/2017 8:10:07 PM	W40507
trans-1,3-Dichloropropene	ND	0.20		mg/L	200	2/3/2017 8:10:07 PM	W40507
1,2,3-Trichlorobenzene	ND	0.20		mg/L	200	2/3/2017 8:10:07 PM	W40507
1,2,4-Trichlorobenzene	ND	0.20		mg/L	200	2/3/2017 8:10:07 PM	W40507
1,1,1-Trichloroethane	ND	0.20		mg/L	200	2/3/2017 8:10:07 PM	W40507
1,1,2-Trichloroethane	ND	0.20		mg/L	200	2/3/2017 8:10:07 PM	W40507
Trichloroethene (TCE)	ND	0.20		mg/L	200	2/3/2017 8:10:07 PM	W40507
Trichlorofluoromethane	ND	0.20		mg/L	200	2/3/2017 8:10:07 PM	W40507
1,2,3-Trichloropropane	ND	0.40		mg/L	200	2/3/2017 8:10:07 PM	W40507
Vinyl chloride	ND	0.20		mg/L	200	2/3/2017 8:10:07 PM	W40507
Xylenes, Total	ND	0.30		mg/L	200	2/3/2017 8:10:07 PM	W40507
Surr: 1,2-Dichloroethane-d4	102	70-130		%Rec	200	2/3/2017 8:10:07 PM	W40507
Surr: 4-Bromofluorobenzene	93.7	70-130		%Rec	200	2/3/2017 8:10:07 PM	W40507
Surr: Dibromofluoromethane	103	70-130		%Rec	200	2/3/2017 8:10:07 PM	W40507
Surr: Toluene-d8	110	70-130		%Rec	200	2/3/2017 8:10:07 PM	W40507

Refer to the QC Summary report and sample login checklist for flagged QC data and preservation information.

Qualifiers:

- * Value exceeds Maximum Contaminant Level.
- D Sample Diluted Due to Matrix
- H Holding times for preparation or analysis exceeded
- ND Not Detected at the Reporting Limit
- R RPD outside accepted recovery limits
- S % Recovery outside of range due to dilution or matrix
- B Analyte detected in the associated Method Blank
- E Value above quantitation range
- J Analyte detected below quantitation limits
- P Sample pH Not In Range
- RL Reporting Detection Limit
- W Sample container temperature is out of limit as specified

---

Analytical Report
Lab Order 1702073
Date Reported: 2/8/2017

Hall Environmental Analysis Laboratory, Inc.

CLIENT: Souder, Miller and Associates | **Client Sample ID:** Lybrook BGT
Project: Lybrook Station | **Collection Date:** 2/1/2017 3:10:00 PM
Lab ID: 1702073-001 | **Matrix:** AQUEOUS | **Received Date:** 2/2/2017 8:00:00 AM

Analyses	Result	PQL	Qual	Units	DF	Date Analyzed	Batch
EPA METHOD 8260B: VOLATILES						Analyst: DJF	
1,2-Dibromoethane (EDB)	ND	0.20		mg/L	200	2/3/2017 8:10:07 PM	W40507
Naphthalene	ND	0.40		mg/L	200	2/3/2017 8:10:07 PM	W40507
1-Methylnaphthalene	ND	0.80		mg/L	200	2/3/2017 8:10:07 PM	W40507
2-Methylnaphthalene	ND	0.80		mg/L	200	2/3/2017 8:10:07 PM	W40507
Acetone	ND	2.0		mg/L	200	2/3/2017 8:10:07 PM	W40507
Bromobenzene	ND	0.20		mg/L	200	2/3/2017 8:10:07 PM	W40507
Bromodichloromethane	ND	0.20		mg/L	200	2/3/2017 8:10:07 PM	W40507
Bromoform	ND	0.20		mg/L	200	2/3/2017 8:10:07 PM	W40507
Bromomethane	ND	0.60		mg/L	200	2/3/2017 8:10:07 PM	W40507
2-Butanone	ND	2.0		mg/L	200	2/3/2017 8:10:07 PM	W40507
Carbon disulfide	ND	2.0		mg/L	200	2/3/2017 8:10:07 PM	W40507
Carbon Tetrachloride	ND	0.20		mg/L	200	2/3/2017 8:10:07 PM	W40507
Chlorobenzene	ND	0.20		mg/L	200	2/3/2017 8:10:07 PM	W40507
Chloroethane	ND	0.40		mg/L	200	2/3/2017 8:10:07 PM	W40507
Chloroform	ND	0.20		mg/L	200	2/3/2017 8:10:07 PM	W40507
Chloromethane	ND	0.60		mg/L	200	2/3/2017 8:10:07 PM	W40507
2-Chlorotoluene	ND	0.20		mg/L	200	2/3/2017 8:10:07 PM	W40507
4-Chlorotoluene	ND	0.20		mg/L	200	2/3/2017 8:10:07 PM	W40507
cis-1,2-DCE	ND	0.20		mg/L	200	2/3/2017 8:10:07 PM	W40507
cis-1,3-Dichloropropene	ND	0.20		mg/L	200	2/3/2017 8:10:07 PM	W40507
1,2-Dibromo-3-chloropropane	ND	0.40		mg/L	200	2/3/2017 8:10:07 PM	W40507
Dibromochloromethane	ND	0.20		mg/L	200	2/3/2017 8:10:07 PM	W40507
Dibromomethane	ND	0.20		mg/L	200	2/3/2017 8:10:07 PM	W40507
1,2-Dichlorobenzene	ND	0.20		mg/L	200	2/3/2017 8:10:07 PM	W40507
1,3-Dichlorobenzene	ND	0.20		mg/L	200	2/3/2017 8:10:07 PM	W40507
1,4-Dichlorobenzene	ND	0.20		mg/L	200	2/3/2017 8:10:07 PM	W40507
Dichlorodifluoromethane	ND	0.20		mg/L	200	2/3/2017 8:10:07 PM	W40507
1,1-Dichloroethane	ND	0.20		mg/L	200	2/3/2017 8:10:07 PM	W40507
1,1-Dichloroethene	ND	0.20		mg/L	200	2/3/2017 8:10:07 PM	W40507
1,2-Dichloropropane	ND	0.20		mg/L	200	2/3/2017 8:10:07 PM	W40507
1,3-Dichloropropane	ND	0.20		mg/L	200	2/3/2017 8:10:07 PM	W40507
2,2-Dichloropropane	ND	0.40		mg/L	200	2/3/2017 8:10:07 PM	W40507
1,1-Dichloropropene	ND	0.20		mg/L	200	2/3/2017 8:10:07 PM	W40507
Hexachlorobutadiene	ND	0.20		mg/L	200	2/3/2017 8:10:07 PM	W40507
2-Hexanone	ND	2.0		mg/L	200	2/3/2017 8:10:07 PM	W40507
Isopropylbenzene	ND	0.20		mg/L	200	2/3/2017 8:10:07 PM	W40507
4-Isopropyltoluene	ND	0.20		mg/L	200	2/3/2017 8:10:07 PM	W40507
4-Methyl-2-pentanone	ND	2.0		mg/L	200	2/3/2017 8:10:07 PM	W40507
Methylene Chloride	ND	0.60		mg/L	200	2/3/2017 8:10:07 PM	W40507

Refer to the QC Summary report and sample login checklist for flagged QC data and preservation information.

Qualifiers:

- * Value exceeds Maximum Contaminant Level.
- D Sample Diluted Due to Matrix
- H Holding times for preparation or analysis exceeded
- ND Not Detected at the Reporting Limit
- R RPD outside accepted recovery limits
- S % Recovery outside of range due to dilution or matrix
- B Analyte detected in the associated Method Blank
- E Value above quantitation range
- J Analyte detected below quantitation limits
- P Sample pH Not In Range
- RL Reporting Detection Limit
- W Sample container temperature is out of limit as specified

---

Analytical Report
Lab Order 1702073
Date Reported: 2/8/2017

Hall Environmental Analysis Laboratory, Inc.

CLIENT: Souder, Miller and Associates | **Client Sample ID:** Lybrook BGT
Project: Lybrook Station | **Collection Date:** 2/1/2017 3:10:00 PM
Lab ID: 1702073-001 | **Matrix:** AQUEOUS | **Received Date:** 2/2/2017 8:00:00 AM

Analyses	Result	PQL	Qual	Units	DF	Date Analyzed	Batch
EPA METHOD 7470: MERCURY						Analyst: pmf	
Mercury	0.00086	0.00020		mg/L	1	2/2/2017 5:42:32 PM	30033
EPA 6010B: TOTAL RECOVERABLE METALS						Analyst: pmf	
Arsenic	ND	0.020		mg/L	1	2/6/2017 12:02:31 PM	30031
Barium	0.050	0.020		mg/L	1	2/6/2017 12:02:31 PM	30031
Cadmium	ND	0.0020		mg/L	1	2/6/2017 12:02:31 PM	30031
Chromium	ND	0.0060		mg/L	1	2/6/2017 12:02:31 PM	30031
Lead	ND	0.0050		mg/L	1	2/6/2017 12:02:31 PM	30031
Selenium	ND	0.050		mg/L	1	2/6/2017 12:02:31 PM	30031
Silver	ND	0.0030		mg/L	1	2/6/2017 12:02:31 PM	30031
EPA METHOD 8270C: PAHS						Analyst: JDC	
Naphthalene	ND	0.50		µg/L	1	2/3/2017 12:41:33 PM	30020
1-Methylnaphthalene	ND	0.50		µg/L	1	2/3/2017 12:41:33 PM	30020
2-Methylnaphthalene	ND	0.50		µg/L	1	2/3/2017 12:41:33 PM	30020
Acenaphthylene	ND	0.50		µg/L	1	2/3/2017 12:41:33 PM	30020
Acenaphthene	0.62	0.50		µg/L	1	2/3/2017 12:41:33 PM	30020
Fluorene	ND	0.50		µg/L	1	2/3/2017 12:41:33 PM	30020
Phenanthrene	ND	0.50		µg/L	1	2/3/2017 12:41:33 PM	30020
Anthracene	ND	0.50		µg/L	1	2/3/2017 12:41:33 PM	30020
Fluoranthene	ND	2.5	D	µg/L	5	2/3/2017 1:06:49 PM	30020
Pyrene	ND	2.5	D	µg/L	5	2/3/2017 1:06:49 PM	30020
Benz(a)anthracene	ND	2.5	D	µg/L	5	2/3/2017 1:06:49 PM	30020
Chrysene	ND	2.5	D	µg/L	5	2/3/2017 1:06:49 PM	30020
Benzo(b)fluoranthene	ND	2.5	D	µg/L	5	2/3/2017 1:06:49 PM	30020
Benzo(k)fluoranthene	ND	2.5	D	µg/L	5	2/3/2017 1:06:49 PM	30020
Benzo(a)pyrene	ND	2.5	D	µg/L	5	2/3/2017 1:06:49 PM	30020
Dibenz(a,h)anthracene	ND	2.5	D	µg/L	5	2/3/2017 1:06:49 PM	30020
Benzo(g,h,i)perylene	ND	2.5	D	µg/L	5	2/3/2017 1:06:49 PM	30020
Indeno(1,2,3-cd)pyrene	ND	2.5	D	µg/L	5	2/3/2017 1:06:49 PM	30020
Surr: N-hexadecane	88.6	15-176		%Rec	1	2/3/2017 12:41:33 PM	30020
Surr: Benzo(e)pyrene	75.5	15-198	D	%Rec	5	2/3/2017 1:06:49 PM	30020
EPA METHOD 8260B: VOLATILES						Analyst: DJF	
Benzene	ND	0.50		mg/L	200	2/3/2017 8:10:07 PM	W40507
Toluene	ND	0.20		mg/L	200	2/3/2017 8:10:07 PM	W40507
Ethylbenzene	ND	0.20		mg/L	200	2/3/2017 8:10:07 PM	W40507
Methyl tert-butyl ether (MTBE)	ND	0.20		mg/L	200	2/3/2017 8:10:07 PM	W40507
1,2,4-Trimethylbenzene	ND	0.20		mg/L	200	2/3/2017 8:10:07 PM	W40507
1,3,5-Trimethylbenzene	ND	0.20		mg/L	200	2/3/2017 8:10:07 PM	W40507
1,2-Dichloroethane (EDC)	ND	0.20		mg/L	200	2/3/2017 8:10:07 PM	W40507

Refer to the QC Summary report and sample login checklist for flagged QC data and preservation information.

Qualifiers:

- * Value exceeds Maximum Contaminant Level.
- D Sample Diluted Due to Matrix
- H Holding times for preparation or analysis exceeded
- ND Not Detected at the Reporting Limit
- R RPD outside accepted recovery limits
- S % Recovery outside of range due to dilution or matrix
- B Analyte detected in the associated Method Blank
- E Value above quantitation range
- J Analyte detected below quantitation limits
- P Sample pH Not In Range
- RL Reporting Detection Limit
- W Sample container temperature is out of limit as specified

HALL ENVIRONMENTAL ANALYSIS LABORATORY

Hall Environmental Analysis Laboratory
4901 Hawkins NE
Albuquerque, NM 87109
TEL: 505-345-3975 FAX: 505-345-4107
Website: www.hallenvironmental.com

February 08, 2017

Ashley Maxwell
Souder, Miller and Associates
401 W. Broadway
Farmington, NM 87401
TEL: (505) 325-5667
FAX (505) 327-1496

RE: Lybrook Station OrderNo.: 1702073

Dear Ashley Maxwell:

Hall Environmental Analysis Laboratory received 1 sample(s) on 2/2/2017 for the analyses presented in the following report.

These were analyzed according to EPA procedures or equivalent. To access our accredited tests please go to www.hallenvironmental.com or the state specific web sites. In order to properly interpret your results it is imperative that you review this report in its entirety. See the sample checklist and/or the Chain of Custody for information regarding the sample receipt temperature and preservation. Data qualifiers or a narrative will be provided if the sample analysis or analytical quality control parameters require a flag. When necessary, data qualifiers are provided on both the sample analysis report and the QC summary report, both sections should be reviewed. All samples are reported, as received, unless otherwise indicated. Lab measurement of analytes considered field parameters that require analysis within 15 minutes of sampling such as pH and residual chlorine are qualified as being analyzed outside of the recommended holding time.

Please don't hesitate to contact HEAL for any additional information or clarifications.

ADHS Cert #AZ0682 – NMED-DWB Cert #NM9425 – NMED-Micro Cert #NM0190

Sincerely,

Andy Freeman
Laboratory Manager
4901 Hawkins NE
Albuquerque, NM 87109

District I
1625 N. French Dr., Hobbs, NM 88240
District II
1301 W. Grand Avenue, Artesia, NM 88210
District III
1000 Rio Brazos Road, Aztec, NM 87410
District IV
1220 S. St. Francis Dr., Santa Fe, NM 87505

State of New Mexico
Energy Minerals and Natural Resources
Oil Conservation Division
1220 South St. Francis Dr.
Santa Fe, NM 87505

Form C-138
Revised 08/01/11

Surface Waste Management Facility Operator and Generator shall maintain and make this documentation available for Division inspection.

REQUEST FOR APPROVAL TO ACCEPT SOLID WASTE

1. Generator Name and Address:
Enterprise Field Services, LLC, 614 Reilly Ave, Farmington NM 87401

2. Originating Site:
MAPL Ignacio Pumping Station

3. Location of Material (Street Address, City, State or ULSTR):
NE ¼ Section 2 Township 33 North Range 9 West; 37.138749, -107.787038

4. Source and Description of Waste:
Source: Water/Oil from the Non Exempt WasteWater Tanks and from the compressor skid drains.
Description: Non Exempt/Non-Hazardous Water from the compressor skids.
Estimated Volume 80 yd³ (bbls) Known Volume (to be entered by the operator at the end of the haul) 80 yd³ (bbls)

5. GENERATOR CERTIFICATION STATEMENT OF WASTE STATUS

I, Thomas Long (Generator Signature), representative or authorized agent for Enterprise Products Operating do hereby certify that according to the Resource Conservation and Recovery Act (RCRA) and the US Environmental Protection Agency's July 1988 regulatory determination, the above described waste is: (Check the appropriate classification)

☐ RCRA Exempt: Oil field wastes generated from oil and gas exploration and production operations and are not mixed with non-exempt waste. *Operator Use Only: Waste Acceptance Frequency* ☐ *Monthly* ☐ *Weekly* ☐ *Per Load*

☒ RCRA Non-Exempt: Oil field waste which is non-hazardous that does not exceed the minimum standards for waste hazardous by characteristics established in RCRA regulations, 40 CFR 261.21-261.24, or listed hazardous waste as defined in 40 CFR, part 261, subpart D, as amended. The following documentation is attached to demonstrate the above-described waste is non-hazardous. (Check the appropriate items)

☐ MSDS Information ☒ RCRA Hazardous Waste Analysis ☒ Process Knowledge ☐ Other (Provide description in Box 4)

GENERATOR 19.15.36.15 WASTE TESTING CERTIFICATION STATEMENT FOR LANDFARMS

I, Thomas Long (Generator Signature), representative for Enterprise Products Operating authorize to complete the required testing/sign the Generator Waste Testing Certification.

I, _____, representative for Agua Moss, LLC do hereby certify that representative samples of the oil field waste have been subjected to the paint filter test and tested for chloride content and that the samples have been found to conform to the specific requirements applicable to landfarms pursuant to Section 15 of 19.15.36 NMAC. The results of the representative samples are attached to demonstrate the above-described waste conform to the requirements of Section 15 of 19.15.36 NMAC.

6. Transporter: To Be Determined

OCD Permitted Surface Waste Management Facility

Name and Facility Permit #: ***Agua Moss, LLC - Permit #: NM-01-009**
Address of Facility: **SW/4 NW/4 Section 2, Township 29N, Range Crouch Mesa, NM**

Method of Treatment and/or Disposal:
☐ Evaporation ☒ Injection ☐ Treating Plant ☐ Landform ☐ Landfill ☐ Other

Waste Acceptance Status:
☒ **APPROVED** ☐ **DENIED** (Must Be Maintained As Permanent Record)

PRINT NAME: Shane Hawkins TITLE: Supervisor DATE: 02/3/17
SIGNATURE: _____ TELEPHONE NO.: _____
Surface Waste Management Facility Authorized Agent

HALL ENVIRONMENTAL ANALYSIS LABORATORY
www.hallenvironmental.com
4901 Hawkins NE - Albuquerque, NM 87109
Tel. 505-345-3975 Fax 505-345-4107

Chain-of-Custody Record

Client: Souder, Miller & Associates
401 W. Broadway
Farmington, NM 87401
Phone #: 505-325-7535
email or Fax#: Ashley_Maxwell@souderm
QA/QC Package: ☐ Standard ☐ Level 4 (Full Validation)
Accreditation: ☐ NELAP ☐ Other ☐ EDD (Type)

Turn-Around Time: ☐ Standard ☐ Rush
Project Name: Lybrook Station
Project #:
Project Manager: Ashley Maxwell, Tom Long
Sampler: Randy Watson
On Ice: ☐ Yes ☐ No
Sample Temperature: 1.6

Date	Time	Matrix	Sample Request ID	Container Type and #	Preservative Type	HEAL No.	BTEX + MTBE + TMB's (8021)	BTEX + MTBE + TPH (Gas only)	TPH 8015B (GRO / DRO / MRO)	TPH (Method 418.1)	EDB (Method 504.1)	PAH's (8310 or 8270 SIMS)	RCRA 8 Metals TCLP	Anions (F,Cl,NO2,NO3,PO4,SO4)	8081 Pesticides / 8082 PCB's	8260B (VOA)	8270 (Semi-VOA)	Air Bubbles (Y or N)
2-2-17	13:30	H2O	Ignacio BFT	Various	Various	-001							X					
2-2-17	12:40	H2O	Blank	VOA	HCL	-002												

Remarks: Also Full List Report TCLP Compared At TCLP Limits
Fabricate Enterprise Ck. Tom Long

Date: 2-2-17 Time: 1707 Received by: [signature]
Date: 2-2-17 Time: 1707 Relinquished by: [signature]
Date: 2/2/17 Time: 1811 Received by: [signature]
Date: 2/2/17 Time: 0855 Relinquished by: [signature]

If necessary, samples submitted to Hall Environmental may be subcontracted to other accredited laboratories. This serves as notice of this possibility. Any sub-contracted data will be clearly notated on the analytical report.

HALL ENVIRONMENTAL ANALYSIS LABORATORY

Hall Environmental Analysis Laboratory
4901 Hawkins NE
Albuquerque, NM 87109
TEL: 505-345-3975 FAX: 505-345-4107
Website: www.hallenvironmental.com

Sample Log-In Check List

Client Name: SMA-FARM Work Order Number: 1702176 RcptNo: 1

Received by/date: [initials] 02/03/17
Logged By: Ashley Gallegos 2/3/2017 8:35:00 AM [initials]
Completed By: Ashley Gallegos 2/3/2017 11:26:00 AM [initials]
Reviewed By: [initials] 02/03/17

Chain of Custody

1. Custody seals intact on sample bottles? Yes ☐ No ☐ Not Present ☑
2. Is Chain of Custody complete? Yes ☑ No ☐ Not Present ☐
3. How was the sample delivered? Courier

Log In

4. Was an attempt made to cool the samples? Yes ☑ No ☐ NA ☐
5. Were all samples received at a temperature of >0° C to 6.0°C Yes ☑ No ☐ NA ☐
6. Sample(s) in proper container(s)? Yes ☑ No ☐
7. Sufficient sample volume for indicated test(s)? Yes ☑ No ☐
8. Are samples (except VOA and ONG) properly preserved? Yes ☑ No ☐
9. Was preservative added to bottles? Yes ☐ No ☑ NA ☐
10. VOA vials have zero headspace? Yes ☑ No ☐ No VOA Vials ☐
11. Were any sample containers received broken? Yes ☐ No ☑
12. Does paperwork match bottle labels? (Note discrepancies on chain of custody) Yes ☑ No ☐
13. Are matrices correctly identified on Chain of Custody? Yes ☑ No ☐
14. Is it clear what analyses were requested? Yes ☑ No ☐
15. Were all holding times able to be met? (If no, notify customer for authorization.) Yes ☑ No ☐

# of preserved bottles checked for pH: (<2 or >12 unless noted)
Adjusted? Checked by:

Special Handling (if applicable)

16. Was client notified of all discrepancies with this order? Yes ☐ No ☐ NA ☑
Person Notified: Date:
By Whom: Via: ☐ eMail ☐ Phone ☐ Fax ☐ In Person
Regarding:
Client Instructions:

17. Additional remarks:

18. Cooler Information

Cooler No	Temp °C	Condition	Seal Intact	Seal No	Seal Date	Signed By
1	1.6	Good	Yes			

QC SUMMARY REPORT

Hall Environmental Analysis Laboratory, Inc.

WO#: 1702176
16-Feb-17

Client: Souder, Miller and Associates
Project: Ignacio Station

Sample ID **MB-30052** SampType: **MBLK** TestCode: **EPA 6010B: Total Recoverable Metals**
Client ID: **PBW** Batch ID: **30052** RunNo: **40536**
Prep Date: **2/3/2017** Analysis Date: **2/6/2017** SeqNo: **1270070** Units: **mg/L**

Analyte	Result	PQL	SPK value	SPK Ref Val	%REC	LowLimit	HighLimit	%RPD	RPDLimit	Qual
Arsenic	ND	0.020								
Barium	ND	0.020								
Cadmium	ND	0.0020								
Chromium	ND	0.0060								
Lead	ND	0.0050								
Selenium	ND	0.050								
Silver	ND	0.0050								

Sample ID **LCS-30052** SampType: **LCS** TestCode: **EPA 6010B: Total Recoverable Metals**
Client ID: **LCSW** Batch ID: **30052** RunNo: **40536**
Prep Date: **2/3/2017** Analysis Date: **2/6/2017** SeqNo: **1270071** Units: **mg/L**

Analyte	Result	PQL	SPK value	SPK Ref Val	%REC	LowLimit	HighLimit	%RPD	RPDLimit	Qual
Arsenic	0.48	0.020	0.5000	0	96.5	80	120			
Barium	0.49	0.020	0.5000	0	98.0	80	120			
Cadmium	0.47	0.0020	0.5000	0	94.2	80	120			
Chromium	0.48	0.0060	0.5000	0	95.8	80	120			
Lead	0.47	0.0050	0.5000	0	93.2	80	120			
Selenium	0.50	0.050	0.5000	0	99.9	80	120			
Silver	0.097	0.0050	0.1000	0	97.1	80	120			

Qualifiers:

- * Value exceeds Maximum Contaminant Level
- D Sample Diluted Due to Matrix
- H Holding times for preparation or analysis exceeded
- ND Not Detected at the Reporting Limit
- R RPD outside accepted recovery limits
- S % Recovery outside of range due to dilution or matrix
- B Analyte detected in the associated Method Blank
- E Value above quantitation range
- J Analyte detected below quantitation limits
- P Sample pH Not In Range
- RL Reporting Detection Limit
- W Sample container temperature is out of limit as specified

QC SUMMARY REPORT

Hall Environmental Analysis Laboratory, Inc.

WO#: 1702176
16-Feb-17

Client: Souder, Miller and Associates
Project: Ignacio Station

Sample ID **MB-30083** SampType: **MBLK** TestCode: **EPA Method 7470: Mercury**
Client ID: **PBW** Batch ID: **30083** RunNo: **40571**
Prep Date: **2/7/2017** Analysis Date: **2/7/2017** SeqNo: **1271184** Units: **mg/L**

Analyte	Result	PQL	SPK value	SPK Ref Val	%REC	LowLimit	HighLimit	%RPD	RPDLimit	Qual
Mercury	ND	0.00020								

Sample ID **LCS-30083** SampType: **LCS** TestCode: **EPA Method 7470: Mercury**
Client ID: **LCSW** Batch ID: **30083** RunNo: **40571**
Prep Date: **2/7/2017** Analysis Date: **2/7/2017** SeqNo: **1271186** Units: **mg/L**

Analyte	Result	PQL	SPK value	SPK Ref Val	%REC	LowLimit	HighLimit	%RPD	RPDLimit	Qual
Mercury	0.0050	0.00020	0.005000	0	101	80	120			

Qualifiers:

- * Value exceeds Maximum Contaminant Level
- D Sample Diluted Due to Matrix
- H Holding times for preparation or analysis exceeded
- ND Not Detected at the Reporting Limit
- R RPD outside accepted recovery limits
- S % Recovery outside of range due to dilution or matrix
- B Analyte detected in the associated Method Blank
- E Value above quantitation range
- J Analyte detected below quantitation limits
- P Sample pH Not In Range
- RL Reporting Detection Limit
- W Sample container temperature is out of limit as specified

QC SUMMARY REPORT

Hall Environmental Analysis Laboratory, Inc.

WO#: 1702176
16-Feb-17

Client: Souder, Miller and Associates
Project: Ignacio Station

Sample ID **lcsd-30059** SampType: **LCSD** TestCode: **EPA Method 8270C: PAHs**
Client ID: **LCSS02** Batch ID: **30059** RunNo: **40635**
Prep Date: **2/6/2017** Analysis Date: **2/9/2017** SeqNo: **1273337** Units: **µg/L**

Analyte	Result	PQL	SPK value	SPK Ref Val	%REC	LowLimit	HighLimit	%RPD	RPDLimit	Qual
Benzo(k)fluoranthene	15	0.50	20.00	0	74.5	38	154	11.5	21	
Benzo(a)pyrene	14	0.50	20.00	0	72.4	38.6	153	3.80	24.8	
Dibenz(a,h)anthracene	16	0.50	20.00	0	78.3	39.7	155	6.06	26	
Benzo(g,h,i)perylene	15	0.50	20.00	0	73.1	39.6	154	6.35	20	
Indeno(1,2,3-cd)pyrene	15	0.50	20.00	0	75.6	19.1	153	5.30	20	
Surr: N-hexadecane	50		87.60		56.9	15	176	0	0	
Surr: Benzo(e)pyrene	13		20.00		63.8	15	198	0	0	

Sample ID **mb-30059** SampType: **MBLK** TestCode: **EPA Method 8270C: PAHs**
Client ID: **PBW** Batch ID: **30059** RunNo: **40635**
Prep Date: **2/6/2017** Analysis Date: **2/9/2017** SeqNo: **1273338** Units: **µg/L**

Analyte	Result	PQL	SPK value	SPK Ref Val	%REC	LowLimit	HighLimit	%RPD	RPDLimit	Qual
Naphthalene	ND	0.50								
1-Methylnaphthalene	ND	0.50								
2-Methylnaphthalene	ND	0.50								
Acenaphthylene	ND	0.50								
Acenaphthene	ND	0.50								
Fluorene	ND	0.50								
Phenanthrene	ND	0.50								
Anthracene	ND	0.50								
Fluoranthene	ND	0.50								
Pyrene	ND	0.50								
Benz(a)anthracene	ND	0.50								
Chrysene	ND	0.50								
Benzo(b)fluoranthene	ND	0.50								
Benzo(k)fluoranthene	ND	0.50								
Benzo(a)pyrene	ND	0.50								
Dibenz(a,h)anthracene	ND	0.50								
Benzo(g,h,i)perylene	ND	0.50								
Indeno(1,2,3-cd)pyrene	ND	0.50								
Surr: N-hexadecane	49		87.60		56.4	15	176			
Surr: Benzo(e)pyrene	12		20.00		61.2	15	198			

Qualifiers:

- * Value exceeds Maximum Contaminant Level
- D Sample Diluted Due to Matrix
- H Holding times for preparation or analysis exceeded
- ND Not Detected at the Reporting Limit
- R RPD outside accepted recovery limits
- S % Recovery outside of range due to dilution or matrix
- B Analyte detected in the associated Method Blank
- E Value above quantitation range
- J Analyte detected below quantitation limits
- P Sample pH Not In Range
- RL Reporting Detection Limit
- W Sample container temperature is out of limit as specified

QC SUMMARY REPORT

Hall Environmental Analysis Laboratory, Inc.

WO#: 1702176
16-Feb-17

Client: Souder, Miller and Associates
Project: Ignacio Station

Sample ID **lcs-30059** SampType: **LCS** TestCode: **EPA Method 8270C: PAHs**
Client ID: **LCSW** Batch ID: **30059** RunNo: **40635**
Prep Date: **2/6/2017** Analysis Date: **2/9/2017** SeqNo: **1273336** Units: **µg/L**

Analyte	Result	PQL	SPK value	SPK Ref Val	%REC	LowLimit	HighLimit	%RPD	RPDLimit	Qual
Naphthalene	12	0.50	20.00	0	60.0	37.4	120			
1-Methylnaphthalene	12	0.50	20.00	0	60.5	39.3	121			
2-Methylnaphthalene	12	0.50	20.00	0	57.9	37.8	122			
Acenaphthylene	13	0.50	20.00	0	64.1	37	124			
Acenaphthene	13	0.50	20.00	0	65.9	35.6	123			
Fluorene	14	0.50	20.00	0	70.6	35.2	122			
Phenanthrene	14	0.50	20.00	0	68.9	38.8	122			
Anthracene	14	0.50	20.00	0	68.9	37.5	125			
Fluoranthene	14	0.50	20.00	0	70.9	37.4	131			
Pyrene	15	0.50	20.00	0	74.1	27.5	140			
Benz(a)anthracene	15	0.50	20.00	0	73.2	25.4	141			
Chrysene	14	0.50	20.00	0	68.0	33.6	155			
Benzo(b)fluoranthene	15	0.50	20.00	0	74.0	39	153			
Benzo(k)fluoranthene	13	0.50	20.00	0	66.4	38	154			
Benzo(a)pyrene	14	0.50	20.00	0	69.7	38.6	153			
Dibenz(a,h)anthracene	15	0.50	20.00	0	73.7	39.7	155			
Benzo(g,h,i)perylene	14	0.50	20.00	0	68.6	39.6	154			
Indeno(1,2,3-cd)pyrene	14	0.50	20.00	0	71.7	19.1	153			
Surr: N-hexadecane	50		87.60		57.4	15	176			
Surr: Benzo(e)pyrene	13		20.00		65.4	15	198			

Sample ID **lcsd-30059** SampType: **LCSD** TestCode: **EPA Method 8270C: PAHs**
Client ID: **LCSS02** Batch ID: **30059** RunNo: **40635**
Prep Date: **2/6/2017** Analysis Date: **2/9/2017** SeqNo: **1273337** Units: **µg/L**

Analyte	Result	PQL	SPK value	SPK Ref Val	%REC	LowLimit	HighLimit	%RPD	RPDLimit	Qual
Naphthalene	14	0.50	20.00	0	69.9	37.4	120	15.2	20	
1-Methylnaphthalene	14	0.50	20.00	0	69.8	39.3	121	14.3	26.8	
2-Methylnaphthalene	13	0.50	20.00	0	66.0	37.8	122	13.1	23.8	
Acenaphthylene	15	0.50	20.00	0	73.5	37	124	13.7	28.8	
Acenaphthene	14	0.50	20.00	0	72.4	35.6	123	9.40	27	
Fluorene	14	0.50	20.00	0	70.8	35.2	122	0.283	25.7	
Phenanthrene	15	0.50	20.00	0	73.5	38.8	122	6.46	20	
Anthracene	14	0.50	20.00	0	72.4	37.5	125	4.95	21.2	
Fluoranthene	15	0.50	20.00	0	75.5	37.4	131	6.28	21.8	
Pyrene	15	0.50	20.00	0	74.2	27.5	140	0.135	31.1	
Benz(a)anthracene	16	0.50	20.00	0	77.6	25.4	141	5.84	26.6	
Chrysene	15	0.50	20.00	0	72.6	33.6	155	6.54	21.2	
Benzo(b)fluoranthene	16	0.50	20.00	0	77.4	39	153	4.49	20	

Qualifiers:

- * Value exceeds Maximum Contaminant Level
- D Sample Diluted Due to Matrix
- H Holding times for preparation or analysis exceeded
- ND Not Detected at the Reporting Limit
- R RPD outside accepted recovery limits
- S % Recovery outside of range due to dilution or matrix
- B Analyte detected in the associated Method Blank
- E Value above quantitation range
- J Analyte detected below quantitation limits
- P Sample pH Not In Range
- RL Reporting Detection Limit
- W Sample container temperature is out of limit as specified

QC SUMMARY REPORT

Hall Environmental Analysis Laboratory, Inc.

WO#: 1702176
16-Feb-17

Client: Souder, Miller and Associates
Project: Ignacio Station

Sample ID rb | SampType: MBLK | TestCode: EPA Method 8260B: VOLATILES
Client ID: PBW | Batch ID: W40534 | RunNo: 40534
Prep Date: | Analysis Date: 2/6/2017 | SeqNo: 1270237 | Units: µg/L

Analyte	Result	PQL	SPK value	SPK Ref Val	%REC	LowLimit	HighLimit	%RPD	RPDLimit	Qual
Surr: 4-Bromofluorobenzene	9.7		10.00		96.5	70	130			
Surr: Dibromofluoromethane	9.8		10.00		98.4	70	130			
Surr: Toluene-d8	11		10.00		107	70	130			

Sample ID 100ng lcs | SampType: LCS | TestCode: EPA Method 8260B: VOLATILES
Client ID: LCSW | Batch ID: W40534 | RunNo: 40534
Prep Date: | Analysis Date: 2/6/2017 | SeqNo: 1270239 | Units: µg/L

Analyte	Result	PQL	SPK value	SPK Ref Val	%REC	LowLimit	HighLimit	%RPD	RPDLimit	Qual
Benzene	18	1.0	20.00	0	88.3	70	130			
Toluene	20	1.0	20.00	0	99.5	70	130			
Chlorobenzene	19	1.0	20.00	0	96.9	70	130			
1,1-Dichloroethene	19	1.0	20.00	0	96.5	70	130			
Trichloroethene (TCE)	18	1.0	20.00	0	89.0	70	130			
Surr: 1,2-Dichloroethane-d4	9.7		10.00		96.8	70	130			
Surr: 4-Bromofluorobenzene	9.9		10.00		98.6	70	130			
Surr: Dibromofluoromethane	9.2		10.00		92.1	70	130			
Surr: Toluene-d8	10		10.00		103	70	130			

Qualifiers:

- * Value exceeds Maximum Contaminant Level
- D Sample Diluted Due to Matrix
- H Holding times for preparation or analysis exceeded
- ND Not Detected at the Reporting Limit
- R RPD outside accepted recovery limits
- S % Recovery outside of range due to dilution or matrix
- B Analyte detected in the associated Method Blank
- E Value above quantitation range
- J Analyte detected below quantitation limits
- P Sample pH Not In Range
- RL Reporting Detection Limit
- W Sample container temperature is out of limit as specified

QC SUMMARY REPORT

Hall Environmental Analysis Laboratory, Inc.

WO#: 1702176
16-Feb-17

Client: Souder, Miller and Associates
Project: Ignacio Station

Sample ID rb | SampType: MBLK | TestCode: EPA Method 8260B: VOLATILES
Client ID: PBW | Batch ID: W40534 | RunNo: 40534
Prep Date: | Analysis Date: 2/6/2017 | SeqNo: 1270237 | Units: µg/L

Analyte	Result	PQL	SPK value	SPK Ref Val	%REC	LowLimit	HighLimit	%RPD	RPDLimit	Qual
1,2-Dibromo-3-chloropropane	ND	2.0								
Dibromochloromethane	ND	1.0								
Dibromomethane	ND	1.0								
1,2-Dichlorobenzene	ND	1.0								
1,3-Dichlorobenzene	ND	1.0								
1,4-Dichlorobenzene	ND	1.0								
Dichlorodifluoromethane	ND	1.0								
1,1-Dichloroethane	ND	1.0								
1,1-Dichloroethene	ND	1.0								
1,2-Dichloropropane	ND	1.0								
1,3-Dichloropropane	ND	1.0								
2,2-Dichloropropane	ND	2.0								
1,1-Dichloropropene	ND	1.0								
Hexachlorobutadiene	ND	1.0								
2-Hexanone	ND	10								
Isopropylbenzene	ND	1.0								
4-Isopropyltoluene	ND	1.0								
4-Methyl-2-pentanone	ND	10								
Methylene Chloride	ND	3.0								
n-Butylbenzene	ND	3.0								
n-Propylbenzene	ND	1.0								
sec-Butylbenzene	ND	1.0								
Styrene	ND	1.0								
tert-Butylbenzene	ND	1.0								
1,1,1,2-Tetrachloroethane	ND	1.0								
1,1,2,2-Tetrachloroethane	ND	2.0								
Tetrachloroethene (PCE)	ND	1.0								
trans-1,2-DCE	ND	1.0								
trans-1,3-Dichloropropene	ND	1.0								
1,2,3-Trichlorobenzene	ND	1.0								
1,2,4-Trichlorobenzene	ND	1.0								
1,1,1-Trichloroethane	ND	1.0								
1,1,2-Trichloroethane	ND	1.0								
Trichloroethene (TCE)	ND	1.0								
Trichlorofluoromethane	ND	1.0								
1,2,3-Trichloropropane	ND	2.0								
Vinyl chloride	ND	1.0								
Xylenes, Total	ND	1.5								
Surr: 1,2-Dichloroethane-d4	10		10.00		101	70	130			

Qualifiers:

- * Value exceeds Maximum Contaminant Level
- D Sample Diluted Due to Matrix
- H Holding times for preparation or analysis exceeded
- ND Not Detected at the Reporting Limit
- R RPD outside accepted recovery limits
- S % Recovery outside of range due to dilution or matrix
- B Analyte detected in the associated Method Blank
- E Value above quantitation range
- J Analyte detected below quantitation limits
- P Sample pH Not In Range
- RL Reporting Detection Limit
- W Sample container temperature is out of limit as specified

QC SUMMARY REPORT

Hall Environmental Analysis Laboratory, Inc.

WO#: 1702176
16-Feb-17

Client: Souder, Miller and Associates
Project: Ignacio Station

Sample ID 100ng lcs | SampType: LCS | TestCode: EPA Method 8260B: VOLATILES
Client ID: LCSW | Batch ID: W40507 | RunNo: 40507
Prep Date: | Analysis Date: 2/3/2017 | SeqNo: 1269563 | Units: µg/L

Analyte	Result	PQL	SPK value	SPK Ref Val	%REC	LowLimit	HighLimit	%RPD	RPDLimit	Qual
1,1-Dichloroethene	21	1.0	20.00	0	107	70	130			
Trichloroethene (TCE)	20	1.0	20.00	0	97.9	70	130			
Surr: 1,2-Dichloroethane-d4	9.5		10.00		95.1	70	130			
Surr: 4-Bromofluorobenzene	9.4		10.00		93.6	70	130			
Surr: Dibromofluoromethane	9.8		10.00		98.4	70	130			
Surr: Toluene-d8	11		10.00		106	70	130			

Sample ID rb | SampType: MBLK | TestCode: EPA Method 8260B: VOLATILES
Client ID: PBW | Batch ID: W40534 | RunNo: 40534
Prep Date: | Analysis Date: 2/6/2017 | SeqNo: 1270237 | Units: µg/L

Analyte	Result	PQL	SPK value	SPK Ref Val	%REC	LowLimit	HighLimit	%RPD	RPDLimit	Qual
Benzene	ND	1.0								
Toluene	ND	1.0								
Ethylbenzene	ND	1.0								
Methyl tert-butyl ether (MTBE)	ND	1.0								
1,2,4-Trimethylbenzene	ND	1.0								
1,3,5-Trimethylbenzene	ND	1.0								
1,2-Dichloroethane (EDC)	ND	1.0								
1,2-Dibromoethane (EDB)	ND	1.0								
Naphthalene	ND	2.0								
1-Methylnaphthalene	ND	4.0								
2-Methylnaphthalene	ND	4.0								
Acetone	ND	10								
Bromobenzene	ND	1.0								
Bromodichloromethane	ND	1.0								
Bromoform	ND	1.0								
Bromomethane	ND	3.0								
2-Butanone	ND	10								
Carbon disulfide	ND	10								
Carbon Tetrachloride	ND	1.0								
Chlorobenzene	ND	1.0								
Chloroethane	ND	2.0								
Chloroform	ND	1.0								
Chloromethane	ND	3.0								
2-Chlorotoluene	ND	1.0								
4-Chlorotoluene	ND	1.0								
cis-1,2-DCE	ND	1.0								
cis-1,3-Dichloropropene	ND	1.0								

Qualifiers:

- * Value exceeds Maximum Contaminant Level
- D Sample Diluted Due to Matrix
- H Holding times for preparation or analysis exceeded
- ND Not Detected at the Reporting Limit
- R RPD outside accepted recovery limits
- S % Recovery outside of range due to dilution or matrix
- B Analyte detected in the associated Method Blank
- E Value above quantitation range
- J Analyte detected below quantitation limits
- P Sample pH Not In Range
- RL Reporting Detection Limit
- W Sample container temperature is out of limit as specified

QC SUMMARY REPORT

Hall Environmental Analysis Laboratory, Inc.

WO#: 1702176
16-Feb-17

Client: Souder, Miller and Associates
Project: Ignacio Station

Sample ID rb | SampType: MBLK | TestCode: EPA Method 8260B: VOLATILES
Client ID: PBW | Batch ID: W40507 | RunNo: 40507
Prep Date: | Analysis Date: 2/3/2017 | SeqNo: 1269562 | Units: µg/L

Analyte	Result	PQL	SPK value	SPK Ref Val	%REC	LowLimit	HighLimit	%RPD	RPDLimit	Qual
1,1-Dichloropropene	ND	1.0								
Hexachlorobutadiene	ND	1.0								
2-Hexanone	ND	10								
Isopropylbenzene	ND	1.0								
4-Isopropyltoluene	ND	1.0								
4-Methyl-2-pentanone	ND	10								
Methylene Chloride	ND	3.0								
n-Butylbenzene	ND	3.0								
n-Propylbenzene	ND	1.0								
sec-Butylbenzene	ND	1.0								
Styrene	ND	1.0								
tert-Butylbenzene	ND	1.0								
1,1,1,2-Tetrachloroethane	ND	1.0								
1,1,2,2-Tetrachloroethane	ND	2.0								
Tetrachloroethene (PCE)	ND	1.0								
trans-1,2-DCE	ND	1.0								
trans-1,3-Dichloropropene	ND	1.0								
1,2,3-Trichlorobenzene	ND	1.0								
1,2,4-Trichlorobenzene	ND	1.0								
1,1,1-Trichloroethane	ND	1.0								
1,1,2-Trichloroethane	ND	1.0								
Trichloroethene (TCE)	ND	1.0								
Trichlorofluoromethane	ND	1.0								
1,2,3-Trichloropropane	ND	2.0								
Vinyl chloride	ND	1.0								
Xylenes, Total	ND	1.5								
Surr: 1,2-Dichloroethane-d4	10		10.00		101	70	130			
Surr: 4-Bromofluorobenzene	9.5		10.00		95.0	70	130			
Surr: Dibromofluoromethane	10		10.00		101	70	130			
Surr: Toluene-d8	11		10.00		107	70	130			

Sample ID 100ng lcs | SampType: LCS | TestCode: EPA Method 8260B: VOLATILES
Client ID: LCSW | Batch ID: W40507 | RunNo: 40507
Prep Date: | Analysis Date: 2/3/2017 | SeqNo: 1269563 | Units: µg/L

Analyte	Result	PQL	SPK value	SPK Ref Val	%REC	LowLimit	HighLimit	%RPD	RPDLimit	Qual
Benzene	20	1.0	20.00	0	99.3	70	130			
Toluene	21	1.0	20.00	0	105	70	130			
Chlorobenzene	20	1.0	20.00	0	100	70	130			

Qualifiers:

- * Value exceeds Maximum Contaminant Level
- D Sample Diluted Due to Matrix
- H Holding times for preparation or analysis exceeded
- ND Not Detected at the Reporting Limit
- R RPD outside accepted recovery limits
- S % Recovery outside of range due to dilution or matrix
- B Analyte detected in the associated Method Blank
- E Value above quantitation range
- J Analyte detected below quantitation limits
- P Sample pH Not In Range
- RL Reporting Detection Limit
- W Sample container temperature is out of limit as specified

QC SUMMARY REPORT

WO#: 1702176
16-Feb-17

Hall Environmental Analysis Laboratory, Inc.

Client: Souder, Miller and Associates
Project: Ignacio Station

Sample ID: rb | SampType: MBLK | TestCode: EPA Method 8260B: VOLATILES
Client ID: PBW | Batch ID: W40507 | RunNo: 40507
Prep Date: | Analysis Date: 2/3/2017 | SeqNo: 1209502 | Units: µg/L

Analyte	Result	PQL	SPK value	SPK Ref Val	%REC	LowLimit	HighLimit	%RPD	RPDLimit	Qual
Benzene	ND	1.0								
Toluene	ND	1.0								
Ethylbenzene	ND	1.0								
Methyl tert-butyl ether (MTBE)	ND	1.0								
1,2,4-Trimethylbenzene	ND	1.0								
1,3,5-Trimethylbenzene	ND	1.0								
1,2-Dichloroethane (EDC)	ND	1.0								
1,2-Dibromoethane (EDB)	ND	1.0								
Naphthalene	ND	2.0								
1-Methylnaphthalene	ND	4.0								
2-Methylnaphthalene	ND	4.0								
Acetone	ND	10								
Bromobenzene	ND	1.0								
Bromodichloromethane	ND	1.0								
Bromoform	ND	1.0								
Bromomethane	ND	3.0								
2-Butanone	ND	10								
Carbon disulfide	ND	10								
Carbon Tetrachloride	ND	1.0								
Chlorobenzene	ND	1.0								
Chloroethane	ND	2.0								
Chloroform	ND	1.0								
Chloromethane	ND	3.0								
2-Chlorotoluene	ND	1.0								
4-Chlorotoluene	ND	1.0								
cis-1,2-DCE	ND	1.0								
cis-1,3-Dichloropropene	ND	1.0								
1,2-Dibromo-3-chloropropane	ND	2.0								
Dibromochloromethane	ND	1.0								
Dibromomethane	ND	1.0								
1,2-Dichlorobenzene	ND	1.0								
1,3-Dichlorobenzene	ND	1.0								
1,4-Dichlorobenzene	ND	1.0								
Dichlorodifluoromethane	ND	1.0								
1,1-Dichloroethane	ND	1.0								
1,1-Dichloroethene	ND	1.0								
1,2-Dichloropropane	ND	1.0								
1,3-Dichloropropane	ND	1.0								
2,2-Dichloropropane	ND	2.0								

Qualifiers:

- * Value exceeds Maximum Contaminant Level
- D Sample Diluted Due to Matrix
- H Holding times for preparation or analysis exceeded
- ND Not Detected at the Reporting Limit
- R RPD outside accepted recovery limits
- S % Recovery outside of range due to dilution or matrix
- B Analyte detected in the associated Method Blank
- E Value above quantitation range
- J Analyte detected below quantitation limits
- P Sample pH Not In Range
- RL Reporting Detection Limit
- W Sample container temperature is out of limit as specified

---

Analytical Report
Lab Order 1702176
Date Reported: 2/10/2017

Hall Environmental Analysis Laboratory, Inc.

CLIENT: Souder, Miller and Associates | **Client Sample ID:** TRIP BLANK
Project: Ignacio Station | **Collection Date:**
Lab ID: 1702176-002 | **Matrix:** AQUEOUS | **Received Date:** 2/3/2017 8:35:00 AM

Analyses	Result	PQL	Qual	Units	DF	Date Analyzed
EPA METHOD 8260B: VOLATILES						Analyst: DJF
1,1-Dichloropropene	ND	1.0		µg/L	1	2/4/2017 1:52:21 AM
Hexachlorobutadiene	ND	1.0		µg/L	1	2/4/2017 1:52:21 AM
2-Hexanone	ND	10		µg/L	1	2/4/2017 1:52:21 AM
Isopropylbenzene	ND	1.0		µg/L	1	2/4/2017 1:52:21 AM
4-Isopropyltoluene	ND	1.0		µg/L	1	2/4/2017 1:52:21 AM
4-Methyl-2-pentanone	ND	10		µg/L	1	2/4/2017 1:52:21 AM
Methylene Chloride	ND	3.0		µg/L	1	2/4/2017 1:52:21 AM
n-Butylbenzene	ND	5.0		µg/L	1	2/4/2017 1:52:21 AM
n-Propylbenzene	ND	1.0		µg/L	1	2/4/2017 1:52:21 AM
sec-Butylbenzene	ND	1.0		µg/L	1	2/4/2017 1:52:21 AM
Styrene	ND	1.0		µg/L	1	2/4/2017 1:52:21 AM
tert-Butylbenzene	ND	1.0		µg/L	1	2/4/2017 1:52:21 AM
1,1,1,2-Tetrachloroethane	ND	1.0		µg/L	1	2/4/2017 1:52:21 AM
1,1,2,2-Tetrachloroethane	ND	2.0		µg/L	1	2/4/2017 1:52:21 AM
Tetrachloroethene (PCE)	ND	1.0		µg/L	1	2/4/2017 1:52:21 AM
trans-1,2-DCE	ND	1.0		µg/L	1	2/4/2017 1:52:21 AM
trans-1,3-Dichloropropene	ND	1.0		µg/L	1	2/4/2017 1:52:21 AM
1,2,3-Trichlorobenzene	ND	1.0		µg/L	1	2/4/2017 1:52:21 AM
1,2,4-Trichlorobenzene	ND	1.0		µg/L	1	2/4/2017 1:52:21 AM
1,1,1-Trichloroethane	ND	1.0		µg/L	1	2/4/2017 1:52:21 AM
1,1,2-Trichloroethane	ND	1.0		µg/L	1	2/4/2017 1:52:21 AM
Trichloroethene (TCE)	ND	1.0		µg/L	1	2/4/2017 1:52:21 AM
Trichlorofluoromethane	ND	1.0		µg/L	1	2/4/2017 1:52:21 AM
1,2,3-Trichloropropane	ND	2.0		µg/L	1	2/4/2017 1:52:21 AM
Vinyl chloride	ND	1.0		µg/L	1	2/4/2017 1:52:21 AM
Xylenes, Total	ND	1.5		µg/L	1	2/4/2017 1:52:21 AM
Surr: 1,2-Dichloroethane-d4	93.8	70-130		%Rec	1	2/4/2017 1:52:21 AM
Surr: 4-Bromofluorobenzene	101	70-130		%Rec	1	2/4/2017 1:52:21 AM
Surr: Dibromofluoromethane	99.8	70-130		%Rec	1	2/4/2017 1:52:21 AM
Surr: Toluene-d8	114	70-130		%Rec	1	2/4/2017 1:52:21 AM

Refer to the QC Summary report and sample login checklist for flagged QC data and preservation information.

Qualifiers:

- * Value exceeds Maximum Contaminant Level
- D Sample Diluted Due to Matrix
- H Holding times for preparation or analysis exceeded
- ND Not Detected at the Reporting Limit
- R RPD outside accepted recovery limits
- S % Recovery outside of range due to dilution or matrix
- B Analyte detected in the associated Method Blank
- E Value above quantitation range
- J Analyte detected below quantitation limits
- P Sample pH Not In Range
- RL Reporting Detection Limit
- W Sample container temperature is out of limit as specified

---

Analytical Report
Lab Order 1702176
Date Reported: 2/10/2017

Hall Environmental Analysis Laboratory, Inc.

CLIENT: Souder, Miller and Associates | **Client Sample ID:** TRIP BLANK
Project: Ignacio Station | **Collection Date:**
Lab ID: 1702176-002 | **Matrix:** AQUEOUS | **Received Date:** 2/3/2017 8:35:00 AM

Analyses	Result	PQL	Qual	Units	DF	Date Analyzed
EPA METHOD 8260B: VOLATILES						Analyst: DJF
Benzene	ND	1.0		µg/L	1	2/4/2017 1:52:21 AM
Toluene	ND	1.0		µg/L	1	2/4/2017 1:52:21 AM
Ethylbenzene	ND	1.0		µg/L	1	2/4/2017 1:52:21 AM
Methyl tert-butyl ether (MTBE)	ND	1.0		µg/L	1	2/4/2017 1:52:21 AM
1,2,4-Trimethylbenzene	ND	1.0		µg/L	1	2/4/2017 1:52:21 AM
1,3,5-Trimethylbenzene	ND	1.0		µg/L	1	2/4/2017 1:52:21 AM
1,2-Dichloroethane (EDC)	ND	1.0		µg/L	1	2/4/2017 1:52:21 AM
1,2-Dibromoethane (EDB)	ND	1.0		µg/L	1	2/4/2017 1:52:21 AM
Naphthalene	ND	2.0		µg/L	1	2/4/2017 1:52:21 AM
1-Methylnaphthalene	ND	4.0		µg/L	1	2/4/2017 1:52:21 AM
2-Methylnaphthalene	ND	4.0		µg/L	1	2/4/2017 1:52:21 AM
Acetone	ND	10		µg/L	1	2/4/2017 1:52:21 AM
Bromobenzene	ND	1.0		µg/L	1	2/4/2017 1:52:21 AM
Bromodichloromethane	ND	1.0		µg/L	1	2/4/2017 1:52:21 AM
Bromoform	ND	1.0		µg/L	1	2/4/2017 1:52:21 AM
Bromomethane	ND	3.0		µg/L	1	2/4/2017 1:52:21 AM
2-Butanone	ND	10		µg/L	1	2/4/2017 1:52:21 AM
Carbon disulfide	ND	10		µg/L	1	2/4/2017 1:52:21 AM
Carbon Tetrachloride	ND	1.0		µg/L	1	2/4/2017 1:52:21 AM
Chlorobenzene	ND	1.0		µg/L	1	2/4/2017 1:52:21 AM
Chloroethane	ND	2.0		µg/L	1	2/4/2017 1:52:21 AM
Chloroform	ND	1.0		µg/L	1	2/4/2017 1:52:21 AM
Chloromethane	ND	3.0		µg/L	1	2/4/2017 1:52:21 AM
2-Chlorotoluene	ND	1.0		µg/L	1	2/4/2017 1:52:21 AM
4-Chlorotoluene	ND	1.0		µg/L	1	2/4/2017 1:52:21 AM
cis-1,2-DCE	ND	1.0		µg/L	1	2/4/2017 1:52:21 AM
cis-1,3-Dichloropropene	ND	1.0		µg/L	1	2/4/2017 1:52:21 AM
1,2-Dibromo-3-chloropropane	ND	2.0		µg/L	1	2/4/2017 1:52:21 AM
Dibromochloromethane	ND	1.0		µg/L	1	2/4/2017 1:52:21 AM
Dibromomethane	ND	1.0		µg/L	1	2/4/2017 1:52:21 AM
1,2-Dichlorobenzene	ND	1.0		µg/L	1	2/4/2017 1:52:21 AM
1,3-Dichlorobenzene	ND	1.0		µg/L	1	2/4/2017 1:52:21 AM
1,4-Dichlorobenzene	ND	1.0		µg/L	1	2/4/2017 1:52:21 AM
Dichlorodifluoromethane	ND	1.0		µg/L	1	2/4/2017 1:52:21 AM
1,1-Dichloroethane	ND	1.0		µg/L	1	2/4/2017 1:52:21 AM
1,1-Dichloroethene	ND	1.0		µg/L	1	2/4/2017 1:52:21 AM
1,2-Dichloropropane	ND	1.0		µg/L	1	2/4/2017 1:52:21 AM
1,3-Dichloropropane	ND	1.0		µg/L	1	2/4/2017 1:52:21 AM
2,2-Dichloropropane	ND	2.0		µg/L	1	2/4/2017 1:52:21 AM

Refer to the QC Summary report and sample login checklist for flagged QC data and preservation information.

Qualifiers:

- * Value exceeds Maximum Contaminant Level
- D Sample Diluted Due to Matrix
- H Holding times for preparation or analysis exceeded
- ND Not Detected at the Reporting Limit
- R RPD outside accepted recovery limits
- S % Recovery outside of range due to dilution or matrix
- B Analyte detected in the associated Method Blank
- E Value above quantitation range
- J Analyte detected below quantitation limits
- P Sample pH Not In Range
- RL Reporting Detection Limit
- W Sample container temperature is out of limit as specified

---

Analytical Report
Lab Order 1702176
Date Reported: 2/10/2017

Hall Environmental Analysis Laboratory, Inc.

CLIENT: Souder, Miller and Associates | **Client Sample ID:** Ignacio BGT
Project: Ignacio Station | **Collection Date:** 2/2/2017 1:48:00 PM
Lab ID: 1702176-001 | **Matrix:** AQUEOUS | **Received Date:** 2/3/2017 8:35:00 AM

Analyses	Result	PQL	Qual	Units	DF	Date Analyzed
EPA METHOD 8260B: VOLATILES						Analyst: DJF
n-Butylbenzene	ND	0.60		mg/L	200	2/6/2017 8:54:55 PM
n-Propylbenzene	0.20	0.20		mg/L	200	2/6/2017 8:54:55 PM
sec-Butylbenzene	ND	0.20		mg/L	200	2/6/2017 8:54:55 PM
Styrene	ND	0.20		mg/L	200	2/6/2017 8:54:55 PM
tert-Butylbenzene	ND	0.20		mg/L	200	2/6/2017 8:54:55 PM
1,1,1,2-Tetrachloroethane	ND	0.20		mg/L	200	2/6/2017 8:54:55 PM
1,1,2,2-Tetrachloroethane	ND	0.40		mg/L	200	2/6/2017 8:54:55 PM
Tetrachloroethene (PCE)	ND	0.20		mg/L	200	2/6/2017 8:54:55 PM
trans-1,2-DCE	ND	0.20		mg/L	200	2/6/2017 8:54:55 PM
trans-1,3-Dichloropropene	ND	0.20		mg/L	200	2/6/2017 8:54:55 PM
1,2,3-Trichlorobenzene	ND	0.20		mg/L	200	2/6/2017 8:54:55 PM
1,2,4-Trichlorobenzene	ND	0.20		mg/L	200	2/6/2017 8:54:55 PM
1,1,1-Trichloroethane	ND	0.20		mg/L	200	2/6/2017 8:54:55 PM
1,1,2-Trichloroethane	ND	0.20		mg/L	200	2/6/2017 8:54:55 PM
Trichloroethene (TCE)	ND	0.20		mg/L	200	2/6/2017 8:54:55 PM
Trichlorofluoromethane	ND	0.20		mg/L	200	2/6/2017 8:54:55 PM
1,2,3-Trichloropropane	ND	0.40		mg/L	200	2/6/2017 8:54:55 PM
Vinyl chloride	ND	0.20		mg/L	200	2/6/2017 8:54:55 PM
Xylenes, Total	ND	0.30		mg/L	200	2/6/2017 8:54:55 PM
Surr: 1,2-Dichloroethane-d4	98.1	70-130		%Rec	200	2/6/2017 8:54:55 PM
Surr: 4-Bromofluorobenzene	91.7	70-130		%Rec	200	2/6/2017 8:54:55 PM
Surr: Dibromofluoromethane	100	70-130		%Rec	200	2/6/2017 8:54:55 PM
Surr: Toluene-d8	100	70-130		%Rec	200	2/6/2017 8:54:55 PM

Refer to the QC Summary report and sample login checklist for flagged QC data and preservation information.

Qualifiers:

- * Value exceeds Maximum Contaminant Level
- D Sample Diluted Due to Matrix
- H Holding times for preparation or analysis exceeded
- ND Not Detected at the Reporting Limit
- R RPD outside accepted recovery limits
- S % Recovery outside of range due to dilution or matrix
- B Analyte detected in the associated Method Blank
- E Value above quantitation range
- J Analyte detected below quantitation limits
- P Sample pH Not In Range
- RL Reporting Detection Limit
- W Sample container temperature is out of limit as specified

Hall Environmental Analysis Laboratory, Inc.

Analytical Report
Lab Order 1702176
Date Reported: 2/10/2017

CLIENT: Souder, Miller and Associates
Project: Ignacio Station
Lab ID: 1702176-001
Matrix: AQUEOUS
Client Sample ID: Ignacio BGT
Collection Date: 2/2/2017 1:48:00 PM
Received Date: 2/3/2017 8:35:00 AM

Analyses	Result	PQL	Qual	Units	DF	Date Analyzed
EPA METHOD 8260B: VOLATILES						Analyst: DJF
1,2-Dibromoethane (EDB)	ND	0.20		mg/L	200	2/6/2017 8:54:55 PM
Naphthalene	ND	0.60		mg/L	200	2/6/2017 8:54:55 PM
1-Methylnaphthalene	ND	0.60		mg/L	200	2/6/2017 8:54:55 PM
2-Methylnaphthalene	ND	0.60		mg/L	200	2/6/2017 8:54:55 PM
Acetone	ND	2.0		mg/L	200	2/6/2017 8:54:55 PM
Bromobenzene	ND	0.20		mg/L	200	2/6/2017 8:54:55 PM
Bromodichloromethane	ND	0.20		mg/L	200	2/6/2017 8:54:55 PM
Bromoform	ND	0.20		mg/L	200	2/6/2017 8:54:55 PM
Bromomethane	ND	0.60		mg/L	200	2/6/2017 8:54:55 PM
2-Butanone	ND	2.0		mg/L	200	2/6/2017 8:54:55 PM
Carbon disulfide	ND	2.0		mg/L	200	2/6/2017 8:54:55 PM
Carbon Tetrachloride	ND	0.20		mg/L	200	2/6/2017 8:54:55 PM
Chlorobenzene	ND	0.20		mg/L	200	2/6/2017 8:54:55 PM
Chloroethane	ND	0.40		mg/L	200	2/6/2017 8:54:55 PM
Chloroform	ND	0.20		mg/L	200	2/6/2017 8:54:55 PM
Chloromethane	ND	0.60		mg/L	200	2/6/2017 8:54:55 PM
2-Chlorotoluene	ND	0.20		mg/L	200	2/6/2017 8:54:55 PM
4-Chlorotoluene	ND	0.20		mg/L	200	2/6/2017 8:54:55 PM
cis-1,2-DCE	ND	0.20		mg/L	200	2/6/2017 8:54:55 PM
cis-1,3-Dichloropropene	ND	0.20		mg/L	200	2/6/2017 8:54:55 PM
1,2-Dibromo-3-chloropropane	ND	0.40		mg/L	200	2/6/2017 8:54:55 PM
Dibromochloromethane	ND	0.20		mg/L	200	2/6/2017 8:54:55 PM
Dibromomethane	ND	0.20		mg/L	200	2/6/2017 8:54:55 PM
1,2-Dichlorobenzene	ND	0.20		mg/L	200	2/6/2017 8:54:55 PM
1,3-Dichlorobenzene	ND	0.20		mg/L	200	2/6/2017 8:54:55 PM
1,4-Dichlorobenzene	ND	0.20		mg/L	200	2/6/2017 8:54:55 PM
Dichlorodifluoromethane	ND	0.20		mg/L	200	2/6/2017 8:54:55 PM
1,1-Dichloroethane	ND	0.20		mg/L	200	2/6/2017 8:54:55 PM
1,1-Dichloroethene	ND	0.20		mg/L	200	2/6/2017 8:54:55 PM
1,2-Dichloropropane	ND	0.20		mg/L	200	2/6/2017 8:54:55 PM
1,3-Dichloropropane	ND	0.20		mg/L	200	2/6/2017 8:54:55 PM
2,2-Dichloropropane	ND	0.40		mg/L	200	2/6/2017 8:54:55 PM
1,1-Dichloropropene	ND	0.20		mg/L	200	2/6/2017 8:54:55 PM
Hexachlorobutadiene	ND	0.20		mg/L	200	2/6/2017 8:54:55 PM
2-Hexanone	ND	2.0		mg/L	200	2/6/2017 8:54:55 PM
Isopropylbenzene	ND	0.20		mg/L	200	2/6/2017 8:54:55 PM
4-Isopropyltoluene	ND	0.20		mg/L	200	2/6/2017 8:54:55 PM
4-Methyl-2-pentanone	ND	2.0		mg/L	200	2/6/2017 8:54:55 PM
Methylene Chloride	ND	0.60		mg/L	200	2/6/2017 8:54:55 PM

Refer to the QC Summary report and sample login checklist for flagged QC data and preservation information.

Qualifiers:
* Value exceeds Maximum Contaminant Level.
D Sample Diluted Due to Matrix
H Holding times for preparation or analysis exceeded
ND Not Detected at the Reporting Limit
R RPD outside accepted recovery limits
S % Recovery outside of range due to dilution or matrix
B Analyte detected in the associated Method Blank
E Value above quantitation range
J Analyte detected below quantitation limits
P Sample pH Not In Range
RL Reporting Detection Limit
W Sample container temperature is out of limit as specified

Hall Environmental Analysis Laboratory, Inc.

Analytical Report
Lab Order 1702176
Date Reported: 2/10/2017

CLIENT: Souder, Miller and Associates
Project: Ignacio Station
Lab ID: 1702176-001
Matrix: AQUEOUS
Client Sample ID: Ignacio BGT
Collection Date: 2/2/2017 1:48:00 PM
Received Date: 2/3/2017 8:35:00 AM

Analyses	Result	PQL	Qual	Units	DF	Date Analyzed
EPA METHOD 7470: MERCURY						Analyst: MED
Mercury	ND	0.00020		mg/L	1	2/7/2017 9:32:38 PM
EPA 6010B: TOTAL RECOVERABLE METALS						Analyst: pmf
Arsenic	ND	0.020		mg/L	1	2/6/2017 12:53:03 PM
Barium	0.15	0.020		mg/L	1	2/6/2017 12:53:03 PM
Cadmium	ND	0.0020		mg/L	1	2/6/2017 12:53:03 PM
Chromium	ND	0.0060		mg/L	1	2/6/2017 12:53:03 PM
Lead	ND	0.0050		mg/L	1	2/6/2017 12:53:03 PM
Selenium	ND	0.050		mg/L	1	2/6/2017 12:53:03 PM
Silver	ND	0.0050		mg/L	1	2/6/2017 12:53:03 PM
EPA METHOD 8270C: PAHS						Analyst: DAM
Naphthalene	ND	0.50		µg/L	1	2/9/2017 3:20:14 PM
1-Methylnaphthalene	ND	0.50		µg/L	1	2/9/2017 3:20:14 PM
2-Methylnaphthalene	ND	0.50		µg/L	1	2/9/2017 3:20:14 PM
Acenaphthylene	ND	0.50		µg/L	1	2/9/2017 3:20:14 PM
Acenaphthene	ND	0.50		µg/L	1	2/9/2017 3:20:14 PM
Fluorene	ND	0.50		µg/L	1	2/9/2017 3:20:14 PM
Phenanthrene	ND	0.50		µg/L	1	2/9/2017 3:20:14 PM
Anthracene	ND	0.50		µg/L	1	2/9/2017 3:20:14 PM
Fluoranthene	ND	0.50		µg/L	1	2/9/2017 3:20:14 PM
Pyrene	ND	0.50		µg/L	1	2/9/2017 3:20:14 PM
Benz(a)anthracene	ND	0.50		µg/L	1	2/9/2017 3:20:14 PM
Chrysene	ND	0.50		µg/L	1	2/9/2017 3:20:14 PM
Benzo(b)fluoranthene	ND	0.50		µg/L	1	2/9/2017 3:20:14 PM
Benzo(k)fluoranthene	ND	0.50		µg/L	1	2/9/2017 3:20:14 PM
Benzo(a)pyrene	ND	0.50		µg/L	1	2/9/2017 3:20:14 PM
Dibenz(a,h)anthracene	ND	0.50		µg/L	1	2/9/2017 3:20:14 PM
Benzo(g,h,i)perylene	ND	0.50		µg/L	1	2/9/2017 3:20:14 PM
Indeno(1,2,3-cd)pyrene	ND	0.50		µg/L	1	2/9/2017 3:20:14 PM
Surr: N-Nonadecane	49.8	15-176		%Rec	1	2/9/2017 3:20:14 PM
Surr: Benzo(e)pyrene	52.1	15-198		%Rec	1	2/9/2017 3:20:14 PM
EPA METHOD 8260B: VOLATILES						Analyst: DJF
Benzene	ND	0.60		mg/L	200	2/6/2017 8:54:55 PM
Toluene	ND	0.20		mg/L	200	2/6/2017 8:54:55 PM
Ethylbenzene	ND	0.20		mg/L	200	2/6/2017 8:54:55 PM
Methyl tert-butyl ether (MTBE)	ND	0.20		mg/L	200	2/6/2017 8:54:55 PM
1,2,4-Trimethylbenzene	ND	0.20		mg/L	200	2/6/2017 8:54:55 PM
1,3,5-Trimethylbenzene	ND	0.20		mg/L	200	2/6/2017 8:54:55 PM
1,2-Dichloroethane (EDC)	ND	0.20		mg/L	200	2/6/2017 8:54:55 PM

Refer to the QC Summary report and sample login checklist for flagged QC data and preservation information.

Qualifiers:
* Value exceeds Maximum Contaminant Level.
D Sample Diluted Due to Matrix
H Holding times for preparation or analysis exceeded
ND Not Detected at the Reporting Limit
R RPD outside accepted recovery limits
S % Recovery outside of range due to dilution or matrix
B Analyte detected in the associated Method Blank
E Value above quantitation range
J Analyte detected below quantitation limits
P Sample pH Not In Range
RL Reporting Detection Limit
W Sample container temperature is out of limit as specified

HALL ENVIRONMENTAL ANALYSIS LABORATORY

Hall Environmental Analysis Laboratory
4901 Hawkins NE
Albuquerque, NM 87109
TEL: 505-345-3975 FAX: 505-345-4107
Website: www.hallenvironmental.com

February 10, 2017

Ashley Maxwell
Souder, Miller and Associates
401 W. Broadway
Farmington, NM 87401
TEL: (505) 325-5667
FAX (505) 327-1496

RE: Ignacio Station

OrderNo.: 1702176

Dear Ashley Maxwell:

Hall Environmental Analysis Laboratory received 2 sample(s) on 2/3/2017 for the analyses presented in the following report.

These were analyzed according to EPA procedures or equivalent. To access our accredited tests please go to www.hallenvironmental.com or the state specific web sites. In order to properly interpret your results it is imperative that you review this report in its entirety. See the sample checklist and/or the Chain of Custody for information regarding the sample receipt temperature and preservation. Data qualifiers or a narrative will be provided if the sample analysis or analytical quality control parameters require a flag. When necessary, data qualifiers are provided on both the sample analysis report and the QC summary report, both sections should be reviewed. All samples are reported, as received, unless otherwise indicated. Lab measurement of analytes considered field parameters that require analysis within 15 minutes of sampling such as pH and residual chlorine are qualified as being analyzed outside of the recommended holding time.

Please don't hesitate to contact HEAL for any additional information or clarifications.

ADHS Cert #AZ0682 — NMED-DWB Cert #NM9425 — NMED-Micro Cert #NM0190

Sincerely,

Andy Freeman
Laboratory Manager
4901 Hawkins NE
Albuquerque, NM 87109

District I
1625 N. French Dr., Hobbs, NM 88240
District II
1301 W. Grand Avenue, Artesia, NM 88210
District III
1000 Rio Brazos Road, Aztec, NM 87410
District IV
1220 S. St. Francis Dr., Santa Fe, NM 87505

State of New Mexico
Energy Minerals and Natural Resources
Oil Conservation Division
1220 South St. Francis Dr.
Santa Fe, NM 87505

Form C-138
Revised 08/01/11

*Surface Waste Management Facility Operator and Generator shall maintain and make this documentation available for Division inspection.

REQUEST FOR APPROVAL TO ACCEPT SOLID WASTE

1. Generator Name and Address:
Enterprise Field Services, LLC, 614 Reilly Ave, Farmington NM 87401

2. Originating Site:
MAPL Estancia Pumping Station

3. Location of Material (Street Address, City, State or ULSTR):
UL I Section 27 Township 8 North Range 10 East; 34.889115, -105.857411

4. Source and Description of Waste:
Source: Water/Oil from the Non Exempt WasteWater Tanks and from the compressor skid drains.
Description: Non Exempt/Non-Hazardous Water from the compressor skids.
Estimated Volume: 80 yd³ / bbls Known Volume (to be entered by the operator at the end of the haul) 13 yd³ / bbls

5. GENERATOR CERTIFICATION STATEMENT OF WASTE STATUS

I, Thomas Long, representative or authorized agent for Enterprise Products Operating do hereby
Generator Signature
certify that according to the Resource Conservation and Recovery Act (RCRA) and the US Environmental Protection Agency's July 1988 regulatory determination, the above described waste is: (Check the appropriate classification)

☐ RCRA Exempt: Oil field wastes generated from oil and gas exploration and production operations and are not mixed with non-exempt waste. ***Operator Use Only: Waste Acceptance Frequency*** ☐ *Monthly* ☐ *Weekly* ☐ *Per Load*

☒ RCRA Non-Exempt: Oil field waste which is non-hazardous that does not exceed the minimum standards for waste hazardous by characteristics established in RCRA regulations, 40 CFR 261.21-261.24, or listed hazardous waste as defined in 40 CFR, part 261, subpart D, as amended. The following documentation is attached to demonstrate the above-described waste is non-hazardous. (Check the appropriate items)

☐ MSDS Information ☒ RCRA Hazardous Waste Analysis ☒ Process Knowledge ☐ Other (Provide description in Box 4)

GENERATOR 19.15.36.15 WASTE TESTING CERTIFICATION STATEMENT FOR LANDFARMS

I, Thomas Long, representative for Enterprise Products Operating authorize to complete
Generator Signature
the required testing/sign the Generator Waste Testing Certification.

I, _____, representative for Agua Moss, LLC do hereby certify that representative samples of the oil field waste have been subjected to the paint filter test and tested for chloride content and that the samples have been found to conform to the specific requirements applicable to landfarms pursuant to Section 15 of 19.15.36 NMAC. The results of the representative samples are attached to demonstrate the above-described waste conform to the requirements of Section 13 of 19.15.36 NMAC.

5. Transporter: To Be Determined

OCD Permitted Surface Waste Management Facility

Name and Facility Permit #: ***Agua Moss, LLC - Permit #: NM-01-009**
Address of Facility: **SW/4 NW/4 Section 2, Township 29N, Range Crouch Mesa, NM**

Method of Treatment and/or Disposal:
☐ Evaporation ☒ Injection ☐ Treating Plant ☐ Landfarm ☐ Landfill ☐ Other

Waste Acceptance Status: ☒ **APPROVED** ☐ **DENIED** (Must Be Maintained As Permanent Record)

PRINT NAME: William Olphen TITLE: Operator DATE: 8/18/17
SIGNATURE: TELEPHONE NO.: 505-334-6186
Surface Waste Management Facility Authorized Agent

District I
1625 N. French Dr., Hobbs, NM 88240
District II
1301 W. Grand Avenue, Artesia, NM 88210
District III
1000 Rio Brazos Road, Aztec, NM 87410
District IV
1220 S. St. Francis Dr., Santa Fe, NM 87505

State of New Mexico
Energy Minerals and Natural Resources
Oil Conservation Division
1220 South St. Francis Dr.
Santa Fe, NM 87505

Form C-138
Revised 08/01/11

*Surface Waste Management Facility Operator and Generator shall maintain and make this documentation available for Division inspection

REQUEST FOR APPROVAL TO ACCEPT SOLID WASTE

1. Generator Name and Address:
Enterprise Field Services, LLC, 614 Reilly Ave, Farmington NM 87401

2. Originating Site:
MAPL Estancia Pumping Station

3. Location of Material (Street Address, City, State or ULSTR):
UL I Section 27 Township 8 North Range 10 East; 34.889115, -105.857411

4. Source and Description of Waste:
Source: Water/Oil from the Non Exempt WasteWater Tanks and from the compressor skid drains.
Description: Non Exempt/Non-Hazardous Water from the compressor skids.
Estimated Volume _80_ yd³ / bbls Known Volume (to be entered by the operator at the end of the haul) _____ yd³ / bbls

5. GENERATOR CERTIFICATION STATEMENT OF WASTE STATUS

I, Thomas Long, representative or authorized agent for Enterprise Products Operating do hereby

Generator Signature

certify that according to the Resource Conservation and Recovery Act (RCRA) and the US Environmental Protection Agency's July 1988 regulatory determination, the above described waste is: (Check the appropriate classification)

☐ RCRA Exempt: Oil field wastes generated from oil and gas exploration and production operations and are not mixed with non-exempt waste. ***Operator Use Only: Waste Acceptance Frequency*** ☐ *Monthly* ☐ *Weekly* ☐ *Per Load*

☒ RCRA Non-Exempt: Oil field waste which is non-hazardous that does not exceed the minimum standards for waste hazardous by characteristics established in RCRA regulations, 40 CFR 261.21-261.24, or listed hazardous waste as defined in 40 CFR, part 261, subpart D, as amended. The following documentation is attached to demonstrate the above-described waste is non-hazardous. (Check the appropriate items)

☐ MSDS Information ☒ RCRA Hazardous Waste Analysis ☒ Process Knowledge ☐ Other (Provide description in Box 4)

GENERATOR 19.15.36.15 WASTE TESTING CERTIFICATION STATEMENT FOR LANDFARMS

I, Thomas Long, representative for Enterprise Products Operating authorize to complete

Generator Signature

the required testing/sign the Generator Waste Testing Certification.

I, _____, representative for Agua Moss, LLC do hereby certify that representative samples of the oil field waste have been subjected to the paint filter test and tested for chloride content and that the samples have been found to conform to the specific requirements applicable to landfarms pursuant to Section 15 of 19.15.36 NMAC. The results of the representative samples are attached to demonstrate the above-described waste conform to the requirements of Section 15 of 19.15.36 NMAC.

6. Transporter: To Be Determined

OCD Permitted Surface Waste Management Facility

Name and Facility Permit #: ***Agua Moss, LLC - Permit #: NM-01-009**
Address of Facility: **SW/4 NW/4 Section 2, Township 29N, Range Crouch Mesa, NM**

Method of Treatment and/or Disposal:
☐ Evaporation ☒ Injection ☐ Treating Plant ☐ Landfarm ☐ Landfill ☐ Other

Waste Acceptance Status:
☐ **APPROVED** ☐ **DENIED** (Must Be Maintained As Permanent Record)

PRINT NAME: _____ TITLE: _____ DATE: _____
SIGNATURE: _____ TELEPHONE NO.: _____
Surface Waste Management Facility Authorized Agent

Chain-of-Custody Record

Client: SMF

Mailing Address: 401 W. Broadway
Farmington, NM 87401

Phone # 505-325-3535
email or Fax#: Ashley.Maxwell@
QA/QC Package: Standard ☐ Level 4 (Full Validation)
Accreditation: ☐ NELAP ☐ Other ____
☐ EDD (Type) ____

Turn-Around Time: ☒ Standard ☐ Rush ____
Project Name: Estancia Station BGT
Project #: Enterprise BGT water sampling
Project Manager: Ashley Maxwell
Sampler: Curtis Patillo
On Ice: ☒ Yes ☐ No
Sample Temperature: 9.0°C

HALL ENVIRONMENTAL ANALYSIS LABORATORY
www.hallenvironmental.com
4901 Hawkins NE - Albuquerque, NM 87109
Tel. 505-345-3975 Fax 505-345-4107
Analysis Request

Sample Request ID	Matrix	Container Type and #	Preservative Type	HEAL No.	BTEX + MTBE + TMB's (8021)	BTEX + MTBE + TPH (Gas only)	TPH 8015B (GRO / DRO / MRO)	TPH (Method 418.1)	EDB (Method 504.1)	PAH's (8310 or 8270 SIM/S)	RCRA 8 Metals TCLP	Anions (F,Cl,NO3,NO2,PO4,SO4)	8081 Pesticides / 8082 PCB's	8260B (VOA)	8270 (Semi-VOA)	Air Bubbles (Y or N)
Estancia BGT	Water	1 Aqueous Jar	Na2S2O3	1702786 -001							X			X		

Date: 2-16-17 Time: 1440 Relinquished by: [signature] Received by: [signature] Date: 02/16/17 Time: 1440
Remarks: 8260 Full List Report TCLP Compared at TCLP Limits
Invoice Tom Long Enterprise

Date: 2-16-17 Time: 1440 Relinquished by: [signature] Received by: [signature] Date: 02/16/17 Time: 1440
Date: Time: Relinquished by: Received by: Date: Time:

QC SUMMARY REPORT

Hall Environmental Analysis Laboratory, Inc.

WO#: 1702786
23 Feb 17

Client: Souder, Miller and Associates
Project: Eusancia Station BGT

Sample ID MB-30292	SampType: MBLK	TestCode: EPA 6010B: Total Recoverable Metals
Client ID: PBW	Batch ID: 30292	RunNo: 40875
Prep Date: 2/20/2017	Analysis Date: 2/21/2017	SeqNo: 1280536 Units: mg/L

Analyte	Result	PQL	SPK value	SPK Ref Val	%REC	LowLimit	HighLimit	%RPD	RPDLimit	Qual
Arsenic	ND	0.020								
Barium	ND	0.020								
Cadmium	ND	0.0020								
Chromium	ND	0.0060								
Lead	ND	0.0050								
Selenium	ND	0.050								
Silver	ND	0.0050								

Sample ID LCS-30292	SampType: LCS	TestCode: EPA 6010B: Total Recoverable Metals
Client ID: LCSW	Batch ID: 30292	RunNo: 40875
Prep Date: 2/20/2017	Analysis Date: 2/21/2017	SeqNo: 1280536 Units: mg/L

Analyte	Result	PQL	SPK value	SPK Ref Val	%REC	LowLimit	HighLimit	%RPD	RPDLimit	Qual
Arsenic	0.49	0.020	0.5000	0	98.1	80	120			
Barium	0.49	0.020	0.5000	0	98.5	80	120			
Cadmium	0.49	0.0020	0.5000	0	97.8	80	120			
Chromium	0.49	0.0060	0.5000	0	97.4	80	120			
Lead	0.48	0.0050	0.5000	0	96.7	80	120			
Selenium	0.49	0.050	0.5000	0	98.8	80	120			
Silver	0.099	0.0050	0.1000	0	98.8	80	120			

Qualifiers:
* Value exceeds Maximum Contaminant Level.
D Sample Diluted Due to Matrix
H Holding times for preparation or analysis exceeded
ND Not Detected at the Reporting Limit
R RPD outside accepted recovery limits
S % Recovery outside of range due to dilution or matrix
B Analyte detected in the associated Method Blank
E Value above quantitation range
J Analyte detected below quantitation limits
P Sample pH Not in Range
RL Reporting Detection Limit
W Sample container temperature is out of limit as specified

HALL ENVIRONMENTAL ANALYSIS LABORATORY
Hall Environmental Analysis Laboratory
4901 Hawkins NE
ALBUQUERQUE, NM 87109
TEL: 505-345-3975 FAX: 505-345-4107
Website: www.hallenvironmental.com

Sample Log-In Check List

Client Name: SMA-FARM Work Order Number: 1702786 RcptNo: 1

Received by/date: [signature]
Logged By: Ashley Gallegos 2/16/2017 2:40:00 PM
Completed By: Ashley Gallegos 2/17/2017 6:48:41 AM
Reviewed By: DJ 02/17/17

Chain of Custody

1. Custody seals intact on sample bottles? Yes ✓ No ☐ Not Present ✓
2. Is Chain of Custody complete? Yes ✓ No ☐ Not Present
3. How was the sample delivered? Client

Log In

4. Was an attempt made to cool the samples? Yes ✓ No ☐ NA ☐
5. Were all samples received at a temperature of >0° C to 6.0°C Yes ☐ No ✓ NA ☐
Samples were collected the same day and chilled.
6. Sample(s) in proper container(s)? Yes ✓ No ☐
7. Sufficient sample volume for indicated test(s)? Yes ✓ No ☐
8. Are samples (except VOA and ONG) properly preserved? Yes ✓ No ☐
9. Was preservative added to bottles? Yes ☐ No ✓ NA
10. VOA vials have zero headspace? Yes ✓ No ☐ No VOA Vials
11. Were any sample containers received broken? Yes ☐ No ✓
12. Does paperwork match bottle labels? Yes ✓ No ☐ # of preserved bottles checked for pH:
(Note discrepancies on chain of custody)
13. Are matrices correctly identified on Chain of Custody? Yes ✓ No ☐ Adjusted? No
14. Is it clear what analyses were requested? Yes ✓ No ☐
15. Were all holding times able to be met? Yes ✓ No ☐ Checked by:
(If no, notify customer for authorization.)

Special Handling (if applicable)

16. Was client notified of all discrepancies with this order? Yes ☐ No ☐ NA ✓
Person Notified: ____ Date ____
By Whom: ____ Via: ☐ eMail ☐ Phone ☐ Fax ☐ In Person
Regarding: ____
Client Instructions: ____

17. Additional remarks:

18. Cooler Information

Cooler No	Temp °C	Condition	Seal Intact	Seal No	Seal Date	Signed By
1	9.0	Good	Not Present			

QC SUMMARY REPORT
Hall Environmental Analysis Laboratory, Inc.

WO#: 1702786
23-Feb-17

Client: Souder, Miller and Associates
Project: Estancia Station BGT

Sample ID: mb | SampType: MBLK | TestCode: EPA Method 8260B: VOLATILES
Client ID: PBW | Batch ID: R40863 | RunNo: 40863
Prep Date: | Analysis Date: 2/20/2017 | SeqNo: 1279859 | Units: µg/L

Analyte	Result	PQL	SPK value	SPK Ref Val	%REC	LowLimit	HighLimit	%RPD	RPDLimit	Qual
1,1,2-Trichloroethane	ND	1.0								
Trichloroethene (TCE)	ND	1.0								
Trichlorofluoromethane	ND	1.0								
1,2,3-Trichloropropane	ND	2.0								
Vinyl chloride	ND	1.0								
Xylenes, Total	ND	1.5								
Surr: 1,2-Dichloroethane-d4	9.9		10.00		99.0	70	130			
Surr: 4-Bromofluorobenzene	10		10.00		100	70	130			
Surr: Dibromofluoromethane	11		10.00		111	70	130			
Surr: Toluene-d8	10		10.00		101	70	130			

Sample ID: 100ng lcs | SampType: LCS | TestCode: EPA Method 8260B: VOLATILES
Client ID: LCSW | Batch ID: R40863 | RunNo: 40863
Prep Date: | Analysis Date: 2/20/2017 | SeqNo: 1279861 | Units: µg/L

Analyte	Result	PQL	SPK value	SPK Ref Val	%REC	LowLimit	HighLimit	%RPD	RPDLimit	Qual
Benzene	20	1.0	20.00	0	99.7	70	130			
Toluene	19	1.0	20.00	0	97.2	70	130			
Chlorobenzene	21	1.0	20.00	0	103	70	130			
1,1-Dichloroethene	22	1.0	20.00	0	108	70	130			
Trichloroethene (TCE)	17	1.0	20.00	0	87.0	70	130			
Surr: 1,2-Dichloroethane-d4	9.5		10.00		95.1	70	130			
Surr: 4-Bromofluorobenzene	9.5		10.00		95.5	70	130			
Surr: Dibromofluoromethane	9.7		10.00		96.5	70	130			
Surr: Toluene-d8	10		10.00		99.5	70	130			

Qualifiers:
- * Value exceeds Maximum Contaminant Level.
- D Sample Diluted Due to Matrix
- H Holding times for preparation or analysis exceeded
- ND Not Detected at the Reporting Limit
- R RPD outside accepted recovery limits
- S % Recovery outside of range due to dilution or matrix
- B Analyte detected in the associated Method Blank
- E Value above quantitation range
- J Analyte detected below quantitation limits
- P Sample pH Not In Range
- RL Reporting Detection Limit
- W Sample container temperature is out of limit as specified

QC SUMMARY REPORT
Hall Environmental Analysis Laboratory, Inc.

WO#: 1702786
23-Feb-17

Client: Souder, Miller and Associates
Project: Estancia Station BGT

Sample ID: lcs-30268 | SampType: LCS | TestCode: EPA Method 8270C: PAHs
Client ID: LCSW | Batch ID: 30268 | RunNo: 40880
Prep Date: 2/17/2017 | Analysis Date: 2/21/2017 | SeqNo: 1280962 | Units: µg/L

Analyte	Result	PQL	SPK value	SPK Ref Val	%REC	LowLimit	HighLimit	%RPD	RPDLimit	Qual
Naphthalene	13	0.50	20.00	0	65.1	37.4	120			
1-Methylnaphthalene	13	0.50	20.00	0	62.9	39.3	121			
2-Methylnaphthalene	13	0.50	20.00	0	64.4	37.8	122			
Acenaphthylene	15	0.50	20.00	0	72.8	37	124			
Acenaphthene	15	0.50	20.00	0	76.3	35.6	123			
Fluorene	16	0.50	20.00	0	78.1	35.2	122			
Phenanthrene	15	0.50	20.00	0	74.2	35.9	122			
Anthracene	15	0.50	20.00	0	73.8	37.5	125			
Fluoranthene	15	0.50	20.00	0	73.5	37.4	131			
Pyrene	16	0.50	20.00	0	79.2	27.5	140			
Benz(a)anthracene	15	0.50	20.00	0	75.8	25.4	141			
Chrysene	14	0.50	20.00	0	71.0	33.6	155			
Benzo(b)fluoranthene	14	0.50	20.00	0	72.5	38	153			
Benzo(k)fluoranthene	13	0.50	20.00	0	67.1	38	154			
Benzo(a)pyrene	14	0.50	20.00	0	70.3	38.6	153			
Dibenz(a,h)anthracene	14	0.50	20.00	0	71.6	39.7	155			
Benzo(g,h,i)perylene	13	0.50	20.00	0	67.4	39.6	154			
Indeno(1,2,3-cd)pyrene	14	0.50	20.00	0	67.9	19.1	153			
Surr: N-hexadecane	61		87.60		69.8	15	176			
Surr: Benzo(e)pyrene	14		20.00		69.8	15	198			

Sample ID: lcsd-30268 | SampType: LCSD | TestCode: EPA Method 8270C: PAHs
Client ID: LCSS02 | Batch ID: 30268 | RunNo: 40880
Prep Date: 2/17/2017 | Analysis Date: 2/21/2017 | SeqNo: 1280963 | Units: µg/L

Analyte	Result	PQL	SPK value	SPK Ref Val	%REC	LowLimit	HighLimit	%RPD	RPDLimit	Qual
Naphthalene	11	0.50	20.00	0	53.0	37.4	120	20.5	20	R
1-Methylnaphthalene	11	0.50	20.00	0	56.0	39.3	121	11.6	26.8	
2-Methylnaphthalene	12	0.50	20.00	0	59.5	37.8	122	7.91	23.6	
Acenaphthylene	12	0.50	20.00	0	56.6	37	124	21.3	28.6	
Acenaphthene	13	0.50	20.00	0	64.1	35.6	123	17.4	27	
Fluorene	14	0.50	20.00	0	68.8	35.2	122	12.7	25.7	
Phenanthrene	15	0.50	20.00	0	75.6	35.9	122	2.27	20	
Anthracene	15	0.50	20.00	0	72.6	37.5	125	1.36	21.2	
Fluoranthene	16	0.50	20.00	0	78.8	37.4	131	6.96	21.8	
Pyrene	14	0.50	20.00	0	68.9	27.5	140	13.9	31.1	
Benz(a)anthracene	15	0.50	20.00	0	76.9	25.4	141	1.44	26.6	
Chrysene	15	0.50	20.00	0	76.9	33.6	155	7.98	21.2	
Benzo(b)fluoranthene	16	0.50	20.00	0	77.5	38	153	6.67	20	

Qualifiers:
- * Value exceeds Maximum Contaminant Level.
- D Sample Diluted Due to Matrix
- H Holding times for preparation or analysis exceeded
- ND Not Detected at the Reporting Limit
- R RPD outside accepted recovery limits
- S % Recovery outside of range due to dilution or matrix
- B Analyte detected in the associated Method Blank
- E Value above quantitation range
- J Analyte detected below quantitation limits
- P Sample pH Not In Range
- RL Reporting Detection Limit
- W Sample container temperature is out of limit as specified

QC SUMMARY REPORT
Hall Environmental Analysis Laboratory, Inc.

WO#: 1702786
23-Feb-17

Client: Souder, Miller and Associates
Project: Estancia Station BGT

Sample ID: lcsd-30268 | SampType: LCSD | TestCode: EPA Method 8270C: PAHs
Client ID: LCSS02 | Batch ID: 30268 | RunNo: 40880
Prep Date: 2/17/2017 | Analysis Date: 2/21/2017 | SeqNo: 1280963 | Units: µg/L

Analyte	Result	PQL	SPK value	SPK Ref Val	%REC	LowLimit	HighLimit	%RPD	RPDLimit	Qual
Benzo(k)fluoranthene	15	0.50	20.00	0	72.7	38	154	8.01	21	
Benzo(a)pyrene	14	0.50	20.00	0	72.2	38.6	153	2.67	24.8	
Dibenz(a,h)anthracene	16	0.50	20.00	0	81.3	39.7	155	12.7	26	
Benzo(g,h,i)perylene	15	0.50	20.00	0	75.7	39.6	154	11.6	20	
Indeno(1,2,3-cd)pyrene	15	0.50	20.00	0	76.6	19.1	153	12.0	20	
Surr: N-hexadecane	60		87.60		67.9	15	176	0	0	
Surr: Benzo(e)pyrene	14		20.00		71.4	15	198	0	0	

Sample ID: mb-30268 | SampType: MBLK | TestCode: EPA Method 8270C: PAHs
Client ID: PBW | Batch ID: 30268 | RunNo: 40880
Prep Date: 2/17/2017 | Analysis Date: 2/21/2017 | SeqNo: 1280964 | Units: µg/L

Analyte	Result	PQL	SPK value	SPK Ref Val	%REC	LowLimit	HighLimit	%RPD	RPDLimit	Qual
Naphthalene	ND	0.50								
1-Methylnaphthalene	ND	0.50								
2-Methylnaphthalene	ND	0.50								
Acenaphthylene	ND	0.50								
Acenaphthene	ND	0.50								
Fluorene	ND	0.50								
Phenanthrene	ND	0.50								
Anthracene	ND	0.50								
Fluoranthene	ND	0.50								
Pyrene	ND	0.50								
Benz(a)anthracene	ND	0.50								
Chrysene	ND	0.50								
Benzo(b)fluoranthene	ND	0.50								
Benzo(k)fluoranthene	ND	0.50								
Benzo(a)pyrene	ND	0.50								
Dibenz(a,h)anthracene	ND	0.50								
Benzo(g,h,i)perylene	ND	0.50								
Indeno(1,2,3-cd)pyrene	ND	0.50								
Surr: N-hexadecane	62		87.60		71.1	15	176			
Surr: Benzo(e)pyrene	13		20.00		66.2	15	198			

Qualifiers:
- * Value exceeds Maximum Contaminant Level.
- D Sample Diluted Due to Matrix
- H Holding times for preparation or analysis exceeded
- ND Not Detected at the Reporting Limit
- R RPD outside accepted recovery limits
- S % Recovery outside of range due to dilution or matrix
- B Analyte detected in the associated Method Blank
- E Value above quantitation range
- J Analyte detected below quantitation limits
- P Sample pH Not In Range
- RL Reporting Detection Limit
- W Sample container temperature is out of limit as specified

QC SUMMARY REPORT
Hall Environmental Analysis Laboratory, Inc.

WO#: 1702786
23-Feb-17

Client: Souder, Miller and Associates
Project: Estancia Station BGT

Sample ID: MB-30295 | SampType: MBLK | TestCode: EPA Method 7470: Mercury
Client ID: PBW | Batch ID: 30295 | RunNo: 40904
Prep Date: 2/20/2017 | Analysis Date: 2/21/2017 | SeqNo: 1281484 | Units: mg/L

Analyte	Result	PQL	SPK value	SPK Ref Val	%REC	LowLimit	HighLimit	%RPD	RPDLimit	Qual
Mercury	ND	0.00020								

Sample ID: LCS-30295 | SampType: LCS | TestCode: EPA Method 7470: Mercury
Client ID: LCSW | Batch ID: 30295 | RunNo: 40904
Prep Date: 2/20/2017 | Analysis Date: 2/21/2017 | SeqNo: 1281485 | Units: mg/L

Analyte	Result	PQL	SPK value	SPK Ref Val	%REC	LowLimit	HighLimit	%RPD	RPDLimit	Qual
Mercury	0.0047	0.00020	0.005000	0	93.1	80	120			

Qualifiers:
- * Value exceeds Maximum Contaminant Level.
- D Sample Diluted Due to Matrix
- H Holding times for preparation or analysis exceeded
- ND Not Detected at the Reporting Limit
- R RPD outside accepted recovery limits
- S % Recovery outside of range due to dilution or matrix
- B Analyte detected in the associated Method Blank
- E Value above quantitation range
- J Analyte detected below quantitation limits
- P Sample pH Not In Range
- RL Reporting Detection Limit
- W Sample container temperature is out of limit as specified

Hall Environmental Analysis Laboratory, Inc.

Analytical Report
Lab Order **1702786**
Date Reported: **2/23/2017**

CLIENT: Souder, Miller and Associates
Project: Estancia Station BGT
Lab ID: 1702786-001 **Matrix:** AQUEOUS

Client Sample ID: Estancia BGT
Collection Date: 2/16/2017 12:15:00 PM
Received Date: 2/16/2017 2:40:00 PM

Analyses	Result	PQL	Qual	Units	DF	Date Analyzed
EPA METHOD 8260B: VOLATILES						Analyst: **AG**
1,2-Dibromoethane (EDB)	ND	0.20		mg/L	200	2/20/2017 6:55:21 PM
Naphthalene	ND	0.40		mg/L	200	2/20/2017 6:55:21 PM
1-Methylnaphthalene	ND	0.80		mg/L	200	2/20/2017 6:55:21 PM
2-Methylnaphthalene	ND	0.80		mg/L	200	2/20/2017 6:55:21 PM
Acetone	ND	2.0		mg/L	200	2/20/2017 6:55:21 PM
Bromobenzene	ND	0.20		mg/L	200	2/20/2017 6:55:21 PM
Bromodichloromethane	ND	0.20		mg/L	200	2/20/2017 6:55:21 PM
Bromoform	ND	0.20		mg/L	200	2/20/2017 6:55:21 PM
Bromomethane	ND	0.60		mg/L	200	2/20/2017 6:55:21 PM
2-Butanone	ND	2.0		mg/L	200	2/20/2017 6:55:21 PM
Carbon disulfide	ND	2.0		mg/L	200	2/20/2017 6:55:21 PM
Carbon Tetrachloride	ND	0.20		mg/L	200	2/20/2017 6:55:21 PM
Chlorobenzene	ND	0.20		mg/L	200	2/20/2017 6:55:21 PM
Chloroethane	ND	0.40		mg/L	200	2/20/2017 6:55:21 PM
Chloroform	ND	0.20		mg/L	200	2/20/2017 6:55:21 PM
Chloromethane	ND	0.60		mg/L	200	2/20/2017 6:55:21 PM
2-Chlorotoluene	ND	0.20		mg/L	200	2/20/2017 6:55:21 PM
4-Chlorotoluene	ND	0.20		mg/L	200	2/20/2017 6:55:21 PM
cis-1,2-DCE	ND	0.20		mg/L	200	2/20/2017 6:55:21 PM
cis-1,3-Dichloropropene	ND	0.20		mg/L	200	2/20/2017 6:55:21 PM
1,2-Dibromo-3-chloropropane	ND	0.40		mg/L	200	2/20/2017 6:55:21 PM
Dibromochloromethane	ND	0.20		mg/L	200	2/20/2017 6:55:21 PM
Dibromomethane	ND	0.20		mg/L	200	2/20/2017 6:55:21 PM
1,2-Dichlorobenzene	ND	0.20		mg/L	200	2/20/2017 6:55:21 PM
1,3-Dichlorobenzene	ND	0.20		mg/L	200	2/20/2017 6:55:21 PM
1,4-Dichlorobenzene	ND	0.20		mg/L	200	2/20/2017 6:55:21 PM
Dichlorodifluoromethane	ND	0.20		mg/L	200	2/20/2017 6:55:21 PM
1,1-Dichloroethane	ND	0.20		mg/L	200	2/20/2017 6:55:21 PM
1,1-Dichloroethene	ND	0.20		mg/L	200	2/20/2017 6:55:21 PM
1,2-Dichloropropane	ND	0.20		mg/L	200	2/20/2017 6:55:21 PM
1,3-Dichloropropane	ND	0.20		mg/L	200	2/20/2017 6:55:21 PM
2,2-Dichloropropane	ND	0.40		mg/L	200	2/20/2017 6:55:21 PM
1,1-Dichloropropene	ND	0.20		mg/L	200	2/20/2017 6:55:21 PM
Hexachlorobutadiene	ND	0.20		mg/L	200	2/20/2017 6:55:21 PM
2-Hexanone	ND	2.0		mg/L	200	2/20/2017 6:55:21 PM
Isopropylbenzene	ND	0.20		mg/L	200	2/20/2017 6:55:21 PM
4-Isopropyltoluene	ND	0.20		mg/L	200	2/20/2017 6:55:21 PM
4-Methyl-2-pentanone	ND	2.0		mg/L	200	2/20/2017 6:55:21 PM
Methylene Chloride	ND	0.60		mg/L	200	2/20/2017 6:55:21 PM

Refer to the QC Summary report and sample login checklist for flagged QC data and preservation information.

Qualifiers:
- * Value exceeds Maximum Contaminant Level.
- D Sample Diluted Due to Matrix.
- H Holding times for preparation or analysis exceeded
- ND Not Detected at the Reporting Limit
- R RPD outside accepted recovery limits
- S % Recovery outside of range due to dilution or matrix
- B Analyte detected in the associated Method Blank
- E Value above quantitation range
- J Analyte detected below quantitation limits
- P Sample pH Not In Range
- RL Reporting Detection Limit
- W Sample container temperature is out of limit as specified

Hall Environmental Analysis Laboratory, Inc.

Analytical Report
Lab Order **1702786**
Date Reported: **2/23/2017**

CLIENT: Souder, Miller and Associates
Project: Estancia Station BGT
Lab ID: 1702786-001 **Matrix:** AQUEOUS

Client Sample ID: Estancia BGT
Collection Date: 2/16/2017 12:15:00 PM
Received Date: 2/16/2017 2:40:00 PM

Analyses	Result	PQL	Qual	Units	DF	Date Analyzed
EPA METHOD 8260B: VOLATILES						Analyst: **AG**
n-Butylbenzene	ND	0.60		mg/L	200	2/20/2017 6:55:21 PM
n-Propylbenzene	ND	0.20		mg/L	200	2/20/2017 6:55:21 PM
sec-Butylbenzene	ND	0.20		mg/L	200	2/20/2017 6:55:21 PM
Styrene	ND	0.20		mg/L	200	2/20/2017 6:55:21 PM
tert-Butylbenzene	ND	0.20		mg/L	200	2/20/2017 6:55:21 PM
1,1,1,2-Tetrachloroethane	ND	0.20		mg/L	200	2/20/2017 6:55:21 PM
1,1,2,2-Tetrachloroethane	ND	0.40		mg/L	200	2/20/2017 6:55:21 PM
Tetrachloroethene (PCE)	ND	0.20		mg/L	200	2/20/2017 6:55:21 PM
trans-1,2-DCE	ND	0.20		mg/L	200	2/20/2017 6:55:21 PM
trans-1,3-Dichloropropene	ND	0.20		mg/L	200	2/20/2017 6:55:21 PM
1,2,3-Trichlorobenzene	ND	0.20		mg/L	200	2/20/2017 6:55:21 PM
1,2,4-Trichlorobenzene	ND	0.20		mg/L	200	2/20/2017 6:55:21 PM
1,1,1-Trichloroethane	ND	0.20		mg/L	200	2/20/2017 6:55:21 PM
1,1,2-Trichloroethane	ND	0.20		mg/L	200	2/20/2017 6:55:21 PM
Trichloroethene (TCE)	ND	0.20		mg/L	200	2/20/2017 6:55:21 PM
Trichlorofluoromethane	ND	0.20		mg/L	200	2/20/2017 6:55:21 PM
1,2,3-Trichloropropane	ND	0.40		mg/L	200	2/20/2017 6:55:21 PM
Vinyl chloride	ND	0.20		mg/L	200	2/20/2017 6:55:21 PM
Xylenes, Total	ND	0.30		mg/L	200	2/20/2017 6:55:21 PM
Surr: 1,2-Dichloroethane-d4	100	70-130		%Rec	200	2/20/2017 6:55:21 PM
Surr: 4-Bromofluorobenzene	95.1	70-130		%Rec	200	2/20/2017 6:55:21 PM
Surr: Dibromofluoromethane	114	70-130		%Rec	200	2/20/2017 6:55:21 PM
Surr: Toluene-d8	101	70-130		%Rec	200	2/20/2017 6:55:21 PM

Refer to the QC Summary report and sample login checklist for flagged QC data and preservation information.

Qualifiers:
- * Value exceeds Maximum Contaminant Level.
- D Sample Diluted Due to Matrix.
- H Holding times for preparation or analysis exceeded
- ND Not Detected at the Reporting Limit
- R RPD outside accepted recovery limits
- S % Recovery outside of range due to dilution or matrix
- B Analyte detected in the associated Method Blank
- E Value above quantitation range
- J Analyte detected below quantitation limits
- P Sample pH Not In Range
- RL Reporting Detection Limit
- W Sample container temperature is out of limit as specified

QC SUMMARY REPORT
Hall Environmental Analysis Laboratory, Inc.

WO#: **1702786**
23-Feb-17

Client: Souder, Miller and Associates
Project: Estancia Station BGT

Sample ID **rb** SampType: **MBLK** TestCode: **EPA Method 8260B: VOLATILES**
Client ID: **PBW** Batch ID: **A40843** RunNo: **40843**
Prep Date: Analysis Date: **2/17/2017** SeqNo: **1279240** Units: **%Rec**

Analyte	Result	PQL	SPK value	SPK Ref Val	%REC	LowLimit	HighLimit	%RPD	RPDLimit	Qual
Surr: 1,2-Dichloroethane-d4	10		10.00		103	70	130			
Surr: 4-Bromofluorobenzene	11		10.00		105	70	130			
Surr: Dibromofluoromethane	12		10.00		119	70	130			
Surr: Toluene-d8	9.9		10.00		99.4	70	130			

Sample ID **100ng lcs3** SampType: **LCS** TestCode: **EPA Method 8260B: VOLATILES**
Client ID: **LCSW** Batch ID: **A40843** RunNo: **40843**
Prep Date: Analysis Date: **2/17/2017** SeqNo: **1279242** Units: **%Rec**

Analyte	Result	PQL	SPK value	SPK Ref Val	%REC	LowLimit	HighLimit	%RPD	RPDLimit	Qual
Surr: 1,2-Dichloroethane-d4	10		10.00		103	70	130			
Surr: 4-Bromofluorobenzene	9.9		10.00		99.2	70	130			
Surr: Dibromofluoromethane	10		10.00		104	70	130			
Surr: Toluene-d8	10		10.00		99.6	70	130			

Sample ID **rb** SampType: **MBLK** TestCode: **EPA Method 8260B: VOLATILES**
Client ID: **PBW** Batch ID: **R40863** RunNo: **40863**
Prep Date: Analysis Date: **2/20/2017** SeqNo: **1279859** Units: **µg/L**

Analyte	Result	PQL	SPK value	SPK Ref Val	%REC	LowLimit	HighLimit	%RPD	RPDLimit	Qual
Benzene	ND	1.0								
Toluene	ND	1.0								
Ethylbenzene	ND	1.0								
Methyl tert-butyl ether (MTBE)	ND	1.0								
1,2,4-Trimethylbenzene	ND	1.0								
1,3,5-Trimethylbenzene	ND	1.0								
1,2-Dichloroethane (EDC)	ND	1.0								
1,2-Dibromoethane (EDB)	ND	1.0								
Naphthalene	ND	2.0								
1-Methylnaphthalene	ND	4.0								
2-Methylnaphthalene	ND	4.0								
Acetone	ND	10								
Bromobenzene	ND	1.0								
Bromodichloromethane	ND	1.0								
Bromoform	ND	1.0								
Bromomethane	ND	3.0								
2-Butanone	ND	10								
Carbon disulfide	ND	10								
Carbon Tetrachloride	ND	1.0								
Chlorobenzene	ND	1.0								

Qualifiers:
- * Value exceeds Maximum Contaminant Level.
- D Sample Diluted Due to Matrix.
- H Holding times for preparation or analysis exceeded
- ND Not Detected at the Reporting Limit
- R RPD outside accepted recovery limits
- S % Recovery outside of range due to dilution or matrix
- B Analyte detected in the associated Method Blank
- E Value above quantitation range
- J Analyte detected below quantitation limits
- P Sample pH Not In Range
- RL Reporting Detection Limit
- W Sample container temperature is out of limit as specified

QC SUMMARY REPORT
Hall Environmental Analysis Laboratory, Inc.

WO#: **1702786**
23-Feb-17

Client: Souder, Miller and Associates
Project: Estancia Station BGT

Sample ID **rb** SampType: **MBLK** TestCode: **EPA Method 8260B: VOLATILES**
Client ID: **PBW** Batch ID: **R40863** RunNo: **40863**
Prep Date: Analysis Date: **2/20/2017** SeqNo: **1279859** Units: **µg/L**

Analyte	Result	PQL	SPK value	SPK Ref Val	%REC	LowLimit	HighLimit	%RPD	RPDLimit	Qual
Chloroform	ND	1.0								
Chloromethane	ND	3.0								
2-Chlorotoluene	ND	1.0								
4-Chlorotoluene	ND	1.0								
cis-1,2-DCE	ND	1.0								
cis-1,3-Dichloropropene	ND	1.0								
1,2-Dibromo-3-chloropropane	ND	2.0								
Dibromochloromethane	ND	1.0								
Dibromomethane	ND	1.0								
1,2-Dichlorobenzene	ND	1.0								
1,3-Dichlorobenzene	ND	1.0								
1,4-Dichlorobenzene	ND	1.0								
Dichlorodifluoromethane	ND	1.0								
1,1-Dichloroethane	ND	1.0								
1,1-Dichloroethene	ND	1.0								
1,2-Dichloropropane	ND	1.0								
1,3-Dichloropropane	ND	1.0								
2,2-Dichloropropane	ND	2.0								
1,1-Dichloropropene	ND	1.0								
Hexachlorobutadiene	ND	1.0								
2-Hexanone	ND	10								
Isopropylbenzene	ND	1.0								
4-Isopropyltoluene	ND	1.0								
4-Methyl-2-pentanone	ND	10								
Methylene Chloride	ND	3.0								
n-Butylbenzene	ND	3.0								
n-Propylbenzene	ND	1.0								
sec-Butylbenzene	ND	1.0								
Styrene	ND	1.0								
tert-Butylbenzene	ND	1.0								
1,1,1,2-Tetrachloroethane	ND	1.0								
1,1,2,2-Tetrachloroethane	ND	2.0								
Tetrachloroethene (PCE)	ND	1.0								
trans-1,2-DCE	ND	1.0								
trans-1,3-Dichloropropene	ND	1.0								
1,2,3-Trichlorobenzene	ND	1.0								
1,2,4-Trichlorobenzene	ND	1.0								
1,1,1-Trichloroethane	ND	1.0								

Qualifiers:
- * Value exceeds Maximum Contaminant Level.
- D Sample Diluted Due to Matrix.
- H Holding times for preparation or analysis exceeded
- ND Not Detected at the Reporting Limit
- R RPD outside accepted recovery limits
- S % Recovery outside of range due to dilution or matrix
- B Analyte detected in the associated Method Blank
- E Value above quantitation range
- J Analyte detected below quantitation limits
- P Sample pH Not In Range
- RL Reporting Detection Limit
- W Sample container temperature is out of limit as specified

HALL ENVIRONMENTAL ANALYSIS LABORATORY

Hall Environmental Analysis Laboratory
4901 Hawkins NE
Albuquerque, NM 87109
TEL: 505-345-3975 FAX: 505-345-4107
Website: www.hallenvironmental.com

February 23, 2017

Ashley Maxwell
Souder, Miller and Associates
401 W. Broadway
Farmington, NM 87401
TEL: (505) 325-5667
FAX (505) 327-1496

RE: Bianucia Station BGT OrderNo.: 1702786

Dear Ashley Maxwell:

Hall Environmental Analysis Laboratory received 1 sample(s) on 2/16/2017 for the analyses presented in the following report.

These were analyzed according to EPA procedures or equivalent. To access our accredited lists please go to www.hallenvironmental.com or the state specific web sites. In order to properly interpret your results it is imperative that you review this report in its entirety. See the sample checklist and/or the Chain of Custody for information regarding the sample receipt temperature and preservation. Data qualifiers or a narrative will be provided if the sample analysis or analytical quality control parameters require a flag. When necessary, data qualifiers are provided on both the sample analysis report and the QC summary report. Both sections should be reviewed. All samples are reported, as received, unless otherwise indicated. Lab measurement of analytes considered field parameters that require analysis within 15 minutes of sampling such as pH and residual chlorine are qualified as being analyzed outside of the recommended holding time.

Please don't hesitate to contact HEAL for any additional information or clarifications.

ADHS Cert #AZ0682 – NMED-DWB Cert #NM9425 – NMED-Micro Cert #NM0190

Sincerely,

Andy Freeman
Laboratory Manager
4901 Hawkins NE
Albuquerque, NM 87109

Analytical Report
Lab Order 1702786
Date Reported: 2/23/2017

Hall Environmental Analysis Laboratory, Inc.

CLIENT: Souder, Miller and Associates — **Client Sample ID:** Bianucia BGT
Project: Bianucia Station BGT — **Collection Date:** 2/16/2017 12:15:00 PM
Lab ID: 1702786-001 — **Matrix:** AQUEOUS — **Received Date:** 2/16/2017 2:40:00 PM

Analysis	Result	PQL	Qual	Units	DF	Date Analyzed
EPA METHOD 7470: MERCURY						Analyst: pmf
Mercury	0.00026	0.00020		mg/L	1	2/21/2017 8:54:10 PM
EPA METHOD 6010B: TOTAL RECOVERABLE METALS						Analyst: pmf
Arsenic	ND	0.020		mg/L	1	2/21/2017 12:00:18 PM
Barium	0.060	0.020		mg/L	1	2/21/2017 12:00:18 PM
Cadmium	ND	0.0020		mg/L	1	2/21/2017 12:00:18 PM
Chromium	ND	0.0060		mg/L	1	2/21/2017 12:00:18 PM
Lead	ND	0.0060		mg/L	1	2/21/2017 12:00:18 PM
Selenium	ND	0.050		mg/L	1	2/21/2017 12:00:18 PM
Silver	ND	0.0050		mg/L	1	2/21/2017 12:00:18 PM
EPA METHOD 8270C: PAHS						Analyst: DAM
Naphthalene	0.94	0.50		µg/L	1	2/21/2017 2:33:32 PM
1-Methylnaphthalene	ND	0.50		µg/L	1	2/21/2017 2:33:32 PM
2-Methylnaphthalene	ND	0.50		µg/L	1	2/21/2017 2:33:32 PM
Acenaphthylene	ND	0.50		µg/L	1	2/21/2017 2:33:32 PM
Acenaphthene	ND	0.50		µg/L	1	2/21/2017 2:33:32 PM
Fluorene	0.89	0.50		µg/L	1	2/21/2017 2:33:32 PM
Phenanthrene	ND	0.50		µg/L	1	2/21/2017 2:33:32 PM
Anthracene	ND	0.50		µg/L	1	2/21/2017 2:33:32 PM
Fluoranthene	ND	0.50		µg/L	1	2/21/2017 2:33:32 PM
Pyrene	ND	0.50		µg/L	1	2/21/2017 2:33:32 PM
Benz(a)anthracene	ND	0.50		µg/L	1	2/21/2017 2:33:32 PM
Chrysene	ND	0.50		µg/L	1	2/21/2017 2:33:32 PM
Benzo(b)fluoranthene	ND	0.50		µg/L	1	2/21/2017 2:33:32 PM
Benzo(k)fluoranthene	ND	0.50		µg/L	1	2/21/2017 2:33:32 PM
Benzo(a)pyrene	ND	0.50		µg/L	1	2/21/2017 2:33:32 PM
Indeno(1,2,3-cd)pyrene	ND	0.50		µg/L	1	2/21/2017 2:33:32 PM
Dibenz(a,h)anthracene	ND	0.50		µg/L	1	2/21/2017 2:33:32 PM
Benzo(g,h,i)perylene	ND	0.50		µg/L	1	2/21/2017 2:33:32 PM
Surr: 2-Fluorobiphenyl	60.6	15-178		%Rec	1	2/21/2017 2:33:32 PM
Surr: Benzo(e)pyrene	61.1	15-198		%Rec	1	2/21/2017 2:33:32 PM
EPA METHOD 8260B: VOLATILES						Analyst: AG
Benzene	ND	0.50		mg/L	200	2/20/2017 6:55:21 PM
Toluene	ND	0.20		mg/L	200	2/20/2017 6:55:21 PM
Ethylbenzene	ND	0.20		mg/L	200	2/20/2017 6:55:21 PM
tert-Butyl ether (MTBE)	ND	0.20		mg/L	200	2/20/2017 6:55:21 PM
1,2,4-Trimethylbenzene	ND	0.20		mg/L	200	2/20/2017 6:55:21 PM
1,3,5-Trimethylbenzene	ND	0.20		mg/L	200	2/20/2017 6:55:21 PM
1,2-Dichloroethane (EDC)	ND	0.20		mg/L	200	2/20/2017 6:55:21 PM

Refer to the QC Summary report and sample login checklist for flagged QC data and preservation information.

Qualifiers:
- * Value exceeds Maximum Contaminant Level.
- D Sample Diluted Due to Matrix
- H Holding times for preparation or analysis exceeded
- ND Not detected at the reporting limit
- R RPD outside accepted recovery limits
- S % Recovery outside of range due to dilution or matrix
- B Analyte detected in the associated Method Blank
- E Value above quantitation range
- J Analyte detected below quantitation limits
- P Sample pH not in range
- RL Reporting Detection Limit
- W Sample container temperature is out of limit as specified

---

District I
1625 N. French Dr., Hobbs, NM 88240
District II
1301 W. Grand Avenue, Artesia, NM 88210
District III
1000 Rio Brazos Road, Aztec, NM 87410
District IV
1220 S. St. Francis Dr., Santa Fe, NM 87505

State of New Mexico
Energy Minerals and Natural Resources
Oil Conservation Division
1220 South St. Francis Dr.
Santa Fe, NM 87505

Form C-138
Revised 08/01/11

*Surface Waste Management Facility Operator and Generator shall maintain and make this documentation available for Division inspection.

REQUEST FOR APPROVAL TO ACCEPT SOLID WASTE

1. Generator Name and Address:
Enterprise Field Services, LLC, 614 Reilly Ave, Farmington NM 87401

2. Originating Site:
MAPL Duran Pumping Station

3. Location of Material (Street Address, City, State or ULSTR):
UL M Section 1 Township 2North Range 16 East; 34.422612, -105.224238

4. Source and Description of Waste:
Source: Water/Oil from the Non Exempt WasteWater Tanks and from the compressor skid drains
Description: Non Exempt/Non-Hazardous Water from the compressor skids.
Estimated Volume 80 yd^3 / bbls Known Volume (to be entered by the operator at the end of the haul) 30 yd^3 / bbls

5. GENERATOR CERTIFICATION STATEMENT OF WASTE STATUS

I, Thomas Long (Thom Long), representative or authorized agent for Enterprise Products Operating do hereby
Generator Signature
certify that according to the Resource Conservation and Recovery Act (RCRA) and the US Environmental Protection Agency's July 1988 regulatory determination, the above described waste is: (Check the appropriate classification)

☐ RCRA Exempt: Oil field wastes generated from oil and gas exploration and production operations and are not mixed with non-exempt waste. ***Operator Use Only: Waste Acceptance Frequency*** ☐ ***Monthly*** ☐ ***Weekly*** ☐ ***Per Load***

☒ RCRA Non-Exempt: Oil field waste which is non-hazardous that does not exceed the minimum standards for waste hazardous by characteristics established in RCRA regulations, 40 CFR 261.21-261.24, or listed hazardous waste as defined in 40 CFR, part 261, subpart D, as amended. The following documentation is attached to demonstrate the above-described waste is non-hazardous. (Check the appropriate items)

☐ MSDS Information ☒ RCRA Hazardous Waste Analysis ☒ Process Knowledge ☐ Other (Provide description in Box 4)

GENERATOR 19.15.36.15 WASTE TESTING CERTIFICATION STATEMENT FOR LANDFARMS

I, Thomas Long (Thom Long), representative for Enterprise Products Operating authorize to complete
Generator Signature
the required testing/sign the Generator Waste Testing Certification.

I, _____, representative for Agua Moss, LLC do hereby certify that representative samples of the oil field waste have been subjected to the paint filter test and tested for chloride content and that the samples have been found in conform to the specific requirements applicable to landfarms pursuant to Section 15 of 19.15.36 NMAC. The results of the representative samples are attached to demonstrate the above-described waste conform to the requirements of Section 15 of 19.15.36 NMAC.

5. Transporter: To Be Determined

OCD Permitted Surface Waste Management Facility

Name and Facility Permit #: ***Agua Moss, LLC - Permit #: NM-01-009**
Address of Facility: **SW/4 NW/4 Section 2, Township 29N, Range Crouch Mesa, NM**

Method of Treatment and/or Disposal:
☐ Evaporation ☒ Injection ☐ Treating Plant ☐ Landfarm ☐ Landfill ☐ Other

Waste Acceptance Status:
☒ **APPROVED** ☐ **DENIED** (Must Be Maintained As Permanent Record)

PRINT NAME: William Claxton TITLE: Operator DATE: 2/21/17
SIGNATURE: William Claxton TELEPHONE NO.: 505-334-6186
Surface Waste Management Facility Authorized Agent

District I
1625 N. French Dr., Hobbs, NM 88240
District II
1301 W. Grand Avenue, Artesia, NM 88210
District III
1000 Rio Brazos Road, Aztec, NM 87410
District IV
1220 S. St. Francis Dr., Santa Fe, NM 87505

State of New Mexico
Energy Minerals and Natural Resources
Oil Conservation Division
1220 South St. Francis Dr.
Santa Fe, NM 87505

Form C-138
Revised 08/01/11

*Surface Waste Management Facility Operator and Generator shall maintain and make this documentation available for Division inspection.

REQUEST FOR APPROVAL TO ACCEPT SOLID WASTE

1. Generator Name and Address:
Enterprise Field Services, LLC, 614 Reilly Ave, Farmington NM 87401

2. Originating Site:
MAPL Duran Pumping Station

3. Location of Material (Street Address, City, State or ULSTR):
UL M Section 1 Township 2North Range 16 East; 34.422612, -105.224238

4. Source and Description of Waste:
Source: Water/Oil from the Non Exempt WasteWater Tanks and from the compressor skid drains
Description: Non Exempt/Non-Hazardous Water from the compressor skids.
Estimated Volume 80 yd^3 / bbls Known Volume (to be entered by the operator at the end of the haul) _____ yd^3 / bbls

5. GENERATOR CERTIFICATION STATEMENT OF WASTE STATUS

I, Thomas Long (Thom Long), representative or authorized agent for Enterprise Products Operating do hereby
Generator Signature
certify that according to the Resource Conservation and Recovery Act (RCRA) and the US Environmental Protection Agency's July 1988 regulatory determination, the above described waste is: (Check the appropriate classification)

☐ RCRA Exempt: Oil field wastes generated from oil and gas exploration and production operations and are not mixed with non-exempt waste. Operator Use Only: Waste Acceptance Frequency ☐ Monthly ☐ Weekly ☐ Per Load

☒ RCRA Non-Exempt: Oil field waste which is non-hazardous that does not exceed the minimum standards for waste hazardous by characteristics established in RCRA regulations, 40 CFR 261.21-261.24, or listed hazardous waste as defined in 40 CFR, part 261, subpart D, as amended. The following documentation is attached to demonstrate the above-described waste is non-hazardous. (Check the appropriate items)

☐ MSDS Information ☒ RCRA Hazardous Waste Analysis ☒ Process Knowledge ☐ Other (Provide description in Box 4)

GENERATOR 19.15.36.15 WASTE TESTING CERTIFICATION STATEMENT FOR LANDFARMS

I, Thomas Long (Thom Long), representative for Enterprise Products Operating authorize to complete
Generator Signature
the required testing/sign the Generator Waste Testing Certification.

I, _____, representative for Agua Moss, LLC do hereby certify that representative samples of the oil field waste have been subjected to the paint filter test and tested for chloride content and that the samples have been found in conform to the specific requirements applicable to landfarms pursuant to Section 15 of 19.15.36 NMAC. The results of the representative samples are attached to demonstrate the above-described waste conform to the requirements of Section 15 of 19.15.36 NMAC.

5. Transporter: To Be Determined

OCD Permitted Surface Waste Management Facility

Name and Facility Permit #: *Agua Moss, LLC - Permit #: NM-01-009
Address of Facility: SW/4 NW/4 Section 2, Township 29N, Range Crouch Mesa, NM

Method of Treatment and/or Disposal:
☐ Evaporation ☒ Injection ☐ Treating Plant ☐ Landfarm ☐ Landfill ☐ Other

Waste Acceptance Status:
☐ APPROVED ☐ DENIED (Must Be Maintained As Permanent Record)

PRINT NAME: _____ TITLE: _____ DATE: _____
SIGNATURE: _____ TELEPHONE NO.: _____
Surface Waste Management Facility Authorized Agent

HALL ENVIRONMENTAL ANALYSIS LABORATORY
www.hallenvironmental.com
4901 Hawkins NE - Albuquerque, NM 87109
Tel. 505-345-3975 Fax 505-345-4107

Chain-of-Custody Record

Client: SMA

Mailing Address: 4021 W. Broadway, Farmington, NM 87401

Phone #: 505-325-7535

email or Fax#: Ashley@Hall-E.com

QA/QC Package: Standard; Accreditation: NELAP; EDD (Type)

Turn-Around Time: Standard; Rush

Project Name: Duran Station BGT

Project #: Enterprise BGT Wide Sampling

Project Manager: Ashley Maxwell, Tom Long - Enterprise

Sampler: Curtis Pantle

On Ice: Yes; No

Sample Temperature: 9.002

Date	Time	Matrix	Sample Request ID	Container Type and #	Preservative Type	HEAL No.	BTEX + MTBE + TMB's (8021)	BTEX + MTBE + TPH (Gas only)	TPH 8015B (GRO / DRO / MRO)	TPH (Method 418.1)	EDB (Method 504.1)	PAH's (8310 or 8270SIMS)	RCRA 8 Metals TCLP	Anions (F,Cl,NO2,NO3,PO4,SO4)	8081 Pesticides / 8082 PCB's	8260B (VOA)	8270 (Semi-VOA)	Air Bubbles (Y or N)
2-16-17	9:33	H2O	Duran BGT	Various	Various	1702785-001										X		

Remarks: 8260 Full List Report; TCLP Compound at TCLP Limits; Invoice Tom Long - Enterprise

Relinquished by: Date 2-16-17 Time 1440; Received by: Date 02/16/17 Time 1440

Relinquished by: Date Time; Received by: Date Time

Page 1 of 1

HALL ENVIRONMENTAL ANALYSIS LABORATORY

Hall Environmental Analysis Laboratory
4901 Hawkins NE
Albuquerque, NM 87109
TEL: 505-345-3975 FAX: 505-345-4107
Website: www.hallenvironmental.com

Sample Log-In Check List

Client Name: SMA-FARM Work Order Number: 1702785 RcptNo: 1

Received by/date: 02/16/17

Logged By: Ashley Gallegos 2/16/2017 2:40:00 PM

Completed By: Ashley Gallegos 2/17/2017 6:46:02 AM

Reviewed By: 02/17/17

Chain of Custody

1. Custody seals intact on sample bottles? Yes No Not Present ✓
2. Is Chain of Custody complete? Yes ✓ No Not Present
3. How was the sample delivered? Client

Log In

4. Was an attempt made to cool the samples? Yes ✓ No NA
5. Were all samples received at a temperature of >0° C to 6.0°C Yes No ✓ NA
   Samples were collected the same day and chilled.
6. Sample(s) in proper container(s)? Yes ✓ No
7. Sufficient sample volume for indicated test(s)? Yes ✓ No
8. Are samples (except VOA and ONG) properly preserved? Yes ✓ No
9. Was preservative added to bottles? Yes No ✓ NA
10. VOA vials have zero headspace? Yes ✓ No No VOA Vials
11. Were any sample containers received broken? Yes No ✓
12. Does paperwork match bottle labels? Yes ✓ No
    (Note discrepancies on chain of custody)
    # of preserved bottles checked for pH: 2 (2 or >12 unless noted)
    Adjusted? NO
13. Are matrices correctly identified on Chain of Custody? Yes ✓ No
14. Is it clear what analyses were requested? Yes ✓ No
15. Were all holding times able to be met? Yes ✓ No
    (If no, notify customer for authorization.)
    Checked by:

Special Handling (if applicable)

16. Was client notified of all discrepancies with this order? Yes No NA ✓
    Person Notified: Date
    By Whom: Via: eMail Phone Fax In Person
    Regarding:
    Client Instructions:
17. Additional remarks:
18. Cooler Information

Cooler No	Temp °C	Condition	Seal Intact	Seal No	Seal Date	Signed By
1	9.0	Good	Not Present			

Page 1 of 1

QC SUMMARY REPORT
Hall Environmental Analysis Laboratory, Inc.

WO#: 1702785
23-Feb-17

Client: Souder, Miller and Associates
Project: Duran Station BGT

Sample ID: MB-30292 SampType: MBLK TestCode: EPA 6010B: Total Recoverable Metals
Client ID: PBW Batch ID: 30292 RunNo: 40875
Prep Date: 2/20/2017 Analysis Date: 2/21/2017 SeqNo: 1280636 Units: mg/L

Analyte	Result	PQL	SPK value	SPK Ref Val	%REC	LowLimit	HighLimit	%RPD	RPDLimit	Qual
Arsenic	ND	0.020								
Barium	ND	0.020								
Cadmium	ND	0.0020								
Chromium	ND	0.0060								
Lead	ND	0.0050								
Selenium	ND	0.050								
Silver	ND	0.0050								

Sample ID: LCS-30292 SampType: LCS TestCode: EPA 6010B: Total Recoverable Metals
Client ID: LCSW Batch ID: 30292 RunNo: 40875
Prep Date: 2/20/2017 Analysis Date: 2/21/2017 SeqNo: 1280636 Units: mg/L

Analyte	Result	PQL	SPK value	SPK Ref Val	%REC	LowLimit	HighLimit	%RPD	RPDLimit	Qual
Arsenic	0.49	0.020	0.5000	0	98.1	80	120			
Barium	0.49	0.020	0.5000	0	98.5	80	120			
Cadmium	0.49	0.0020	0.5000	0	97.8	80	120			
Chromium	0.49	0.0060	0.5000	0	97.4	80	120			
Lead	0.48	0.0050	0.5000	0	96.7	80	120			
Selenium	0.49	0.050	0.5000	0	98.8	80	120			
Silver	0.099	0.0050	0.1000	0	98.8	80	120			

Qualifiers:
* Value exceeds Maximum Contaminant Level.
D Sample Diluted Due to Matrix
H Holding times for preparation or analysis exceeded
ND Not Detected at the Reporting Limit
R RPD outside accepted recovery limits
S % Recovery outside of range due to dilution or matrix
B Analyte detected in the associated Method Blank
E Value above quantitation range
J Analyte detected below quantitation limits
P Sample pH Not In Range
RL Reporting Detection Limit
W Sample container temperature is out of limit as specified

QC SUMMARY REPORT
Hall Environmental Analysis Laboratory, Inc.

WO#: 1702785
23-Feb-17

Client: Souder, Miller and Associates
Project: Duran Station BGT

Sample ID: MB-30295 SampType: MBLK TestCode: EPA Method 7470: Mercury
Client ID: PBW Batch ID: 30295 RunNo: 40904
Prep Date: 2/20/2017 Analysis Date: 2/21/2017 SeqNo: 1281484 Units: mg/L

Analyte	Result	PQL	SPK value	SPK Ref Val	%REC	LowLimit	HighLimit	%RPD	RPDLimit	Qual
Mercury	ND	0.00020								

Sample ID: LCS-30295 SampType: LCS TestCode: EPA Method 7470: Mercury
Client ID: LCSW Batch ID: 30295 RunNo: 40904
Prep Date: 2/20/2017 Analysis Date: 2/21/2017 SeqNo: 1281485 Units: mg/L

Analyte	Result	PQL	SPK value	SPK Ref Val	%REC	LowLimit	HighLimit	%RPD	RPDLimit	Qual
Mercury	0.0047	0.00020	0.005000	0	93.1	80	120			

Qualifiers:
* Value exceeds Maximum Contaminant Level.
D Sample Diluted Due to Matrix
H Holding times for preparation or analysis exceeded
ND Not Detected at the Reporting Limit
R RPD outside accepted recovery limits
S % Recovery outside of range due to dilution or matrix
B Analyte detected in the associated Method Blank
E Value above quantitation range
J Analyte detected below quantitation limits
P Sample pH Not In Range
RL Reporting Detection Limit
W Sample container temperature is out of limit as specified

QC SUMMARY REPORT
Hall Environmental Analysis Laboratory, Inc.

WO#: 1702785
23-Feb-17

Client: Souder, Miller and Associates
Project: Duran Station BGT

Sample ID: lcsd-30268 | SampType: LCSD | TestCode: EPA Method 8270C: PAHs
Client ID: LCSS02 | Batch ID: 30268 | RunNo: 40880
Prep Date: 2/17/2017 | Analysis Date: 2/21/2017 | SeqNo: 1280963 | Units: µg/L

Analyte	Result	PQL	SPK value	SPK Ref Val	%REC	LowLimit	HighLimit	%RPD	RPDLimit	Qual
Benzo(k)fluoranthene	15	0.50	20.00	0	72.7	38	154	8.01	21	
Benzo(a)pyrene	14	0.50	20.00	0	72.2	38.6	153	2.67	24.8	
Dibenz(a,h)anthracene	16	0.50	20.00	0	81.3	39.7	155	12.7	26	
Benzo(g,h,i)perylene	15	0.50	20.00	0	75.7	39.6	154	11.6	20	
Indeno(1,2,3-cd)pyrene	15	0.50	20.00	0	76.6	19.1	153	12.0	20	
Surr: N-hexadecane	60		87.60		67.9	15	176	0	0	
Surr: Benzo(e)pyrene	14		20.00		71.4	15	198	0	0	

Sample ID: mb-30268 | SampType: MBLK | TestCode: EPA Method 8270C: PAHs
Client ID: PBW | Batch ID: 30268 | RunNo: 40880
Prep Date: 2/17/2017 | Analysis Date: 2/21/2017 | SeqNo: 1280964 | Units: µg/L

Analyte	Result	PQL	SPK value	SPK Ref Val	%REC	LowLimit	HighLimit	%RPD	RPDLimit	Qual
Naphthalene	ND	0.50								
1-Methylnaphthalene	ND	0.50								
2-Methylnaphthalene	ND	0.50								
Acenaphthylene	ND	0.50								
Acenaphthene	ND	0.50								
Fluorene	ND	0.50								
Phenanthrene	ND	0.50								
Anthracene	ND	0.50								
Fluoranthene	ND	0.50								
Pyrene	ND	0.50								
Benz(a)anthracene	ND	0.50								
Chrysene	ND	0.50								
Benzo(b)fluoranthene	ND	0.50								
Benzo(k)fluoranthene	ND	0.50								
Benzo(a)pyrene	ND	0.50								
Dibenz(a,h)anthracene	ND	0.50								
Benzo(g,h,i)perylene	ND	0.50								
Indeno(1,2,3-cd)pyrene	ND	0.50								
Surr: N-hexadecane	62		87.60		71.1	15	176			
Surr: Benzo(e)pyrene	13		20.00		66.2	15	198			

Qualifiers:
- * Value exceeds Maximum Contaminant Level.
- D Sample Diluted Due to Matrix
- H Holding times for preparation or analysis exceeded
- ND Not Detected at the Reporting Limit
- R RPD outside accepted recovery limits
- S % Recovery outside of range due to dilution or matrix
- B Analyte detected in the associated Method Blank
- E Value above quantitation range
- J Analyte detected below quantitation limits
- P Sample pH Not In Range
- RL Reporting Detection Limit
- W Sample container temperature is out of limit as specified

QC SUMMARY REPORT
Hall Environmental Analysis Laboratory, Inc.

WO#: 1702785
23-Feb-17

Client: Souder, Miller and Associates
Project: Duran Station BGT

Sample ID: lcs-30268 | SampType: LCS | TestCode: EPA Method 8270C: PAHs
Client ID: LCSW | Batch ID: 30268 | RunNo: 40880
Prep Date: 2/17/2017 | Analysis Date: 2/21/2017 | SeqNo: 1280962 | Units: µg/L

Analyte	Result	PQL	SPK value	SPK Ref Val	%REC	LowLimit	HighLimit	%RPD	RPDLimit	Qual
Naphthalene	13	0.50	20.00	0	65.1	37.4	120			
1-Methylnaphthalene	13	0.50	20.00	0	62.9	39.3	121			
2-Methylnaphthalene	13	0.50	20.00	0	64.4	37.8	122			
Acenaphthylene	15	0.50	20.00	0	72.8	37	124			
Acenaphthene	15	0.50	20.00	0	76.3	35.6	123			
Fluorene	16	0.50	20.00	0	78.1	35.2	122			
Phenanthrene	15	0.50	20.00	0	74.2	38.8	122			
Anthracene	15	0.50	20.00	0	73.8	37.5	125			
Fluoranthene	15	0.50	20.00	0	73.5	37.4	131			
Pyrene	16	0.50	20.00	0	79.2	27.5	140			
Benz(a)anthracene	15	0.50	20.00	0	75.8	25.4	141			
Chrysene	14	0.50	20.00	0	71.0	33.6	155			
Benzo(b)fluoranthene	14	0.50	20.00	0	72.5	39	153			
Benzo(k)fluoranthene	13	0.50	20.00	0	67.1	38	154			
Benzo(a)pyrene	14	0.50	20.00	0	70.3	38.6	153			
Dibenz(a,h)anthracene	14	0.50	20.00	0	71.6	39.7	155			
Benzo(g,h,i)perylene	13	0.50	20.00	0	67.4	39.6	154			
Indeno(1,2,3-cd)pyrene	14	0.50	20.00	0	67.9	19.1	153			
Surr: N-hexadecane	61		87.60		69.8	15	176			
Surr: Benzo(e)pyrene	14		20.00		69.8	15	198			

Sample ID: lcsd-30268 | SampType: LCSD | TestCode: EPA Method 8270C: PAHs
Client ID: LCSS02 | Batch ID: 30268 | RunNo: 40880
Prep Date: 2/17/2017 | Analysis Date: 2/21/2017 | SeqNo: 1280963 | Units: µg/L

Analyte	Result	PQL	SPK value	SPK Ref Val	%REC	LowLimit	HighLimit	%RPD	RPDLimit	Qual
Naphthalene	11	0.50	20.00	0	53.0	37.4	120	20.5	20	R
1-Methylnaphthalene	11	0.50	20.00	0	56.0	39.3	121	11.6	26.8	
2-Methylnaphthalene	12	0.50	20.00	0	59.5	37.8	122	7.91	23.8	
Acenaphthylene	12	0.50	20.00	0	58.6	33	124	21.3	28.6	
Acenaphthene	13	0.50	20.00	0	64.1	35.6	123	17.4	27	
Fluorene	14	0.50	20.00	0	68.8	35.2	122	12.7	25.7	
Phenanthrene	15	0.50	20.00	0	76.6	38.8	122	2.27	20	
Anthracene	15	0.50	20.00	0	72.8	37.5	125	1.36	21.2	
Fluoranthene	16	0.50	20.00	0	78.8	37.4	131	6.96	21.8	
Pyrene	14	0.50	20.00	0	68.9	27.5	140	13.9	31.1	
Benz(a)anthracene	15	0.50	20.00	0	76.9	25.4	141	1.44	26.6	
Chrysene	15	0.50	20.00	0	76.9	33.6	155	7.98	21.2	
Benzo(b)fluoranthene	16	0.50	20.00	0	77.5	39	153	6.67	20	

Qualifiers:
- * Value exceeds Maximum Contaminant Level.
- D Sample Diluted Due to Matrix
- H Holding times for preparation or analysis exceeded
- ND Not Detected at the Reporting Limit
- R RPD outside accepted recovery limits
- S % Recovery outside of range due to dilution or matrix
- B Analyte detected in the associated Method Blank
- E Value above quantitation range
- J Analyte detected below quantitation limits
- P Sample pH Not In Range
- RL Reporting Detection Limit
- W Sample container temperature is out of limit as specified

QC SUMMARY REPORT
Hall Environmental Analysis Laboratory, Inc.

WO#: 1702785
23-Feb-17

Client: Souder, Miller and Associates
Project: Duran Station BGT

Sample ID: rb | SampType: MBLK | TestCode: EPA Method 8260B: VOLATILES
Client ID: PBW | Batch ID: R40819 | RunNo: 40819
Prep Date: | Analysis Date: 2/17/2017 | SeqNo: 1278805 | Units: µg/L

Analyte	Result	PQL	SPK value	SPK Ref Val	%REC	LowLimit	HighLimit	%RPD	RPDLimit	Qual
Vinyl chloride	ND	1.0								
Xylenes, Total	ND	1.5								
Surr: 1,2-Dichloroethane-d4	9.1		10.00		90.7	70	130			
Surr: 4-Bromofluorobenzene	9.8		10.00		98.0	70	130			
Surr: Dibromofluoromethane	10		10.00		102	70	130			
Surr: Toluene-d8	10		10.00		100	70	130			

Qualifiers:
- * Value exceeds Maximum Contaminant Level.
- D Sample Diluted Due to Matrix
- H Holding times for preparation or analysis exceeded
- ND Not Detected at the Reporting Limit
- R RPD outside accepted recovery limits
- S % Recovery outside of range due to dilution or matrix
- B Analyte detected in the associated Method Blank
- E Value above quantitation range
- J Analyte detected below quantitation limits
- P Sample pH Not In Range
- RL Reporting Detection Limit
- W Sample container temperature is out of limit as specified

QC SUMMARY REPORT
Hall Environmental Analysis Laboratory, Inc.

WO#: 1702785
23-Feb-17

Client: Souder, Miller and Associates
Project: Duran Station BGT

Sample ID: rb | SampType: MBLK | TestCode: EPA Method 8260B: VOLATILES
Client ID: PBW | Batch ID: R40819 | RunNo: 40819
Prep Date: | Analysis Date: 2/17/2017 | SeqNo: 1278805 | Units: µg/L

Analyte	Result	PQL	SPK value	SPK Ref Val	%REC	LowLimit	HighLimit	%RPD	RPDLimit	Qual
4-Chlorotoluene	ND	1.0								
cis-1,2-DCE	ND	1.0								
cis-1,3-Dichloropropene	ND	1.0								
1,2-Dibromo-3-chloropropane	ND	2.0								
Dibromochloromethane	ND	1.0								
Dibromomethane	ND	1.0								
1,2-Dichlorobenzene	ND	1.0								
1,3-Dichlorobenzene	ND	1.0								
1,4-Dichlorobenzene	ND	1.0								
Dichlorodifluoromethane	ND	1.0								
1,1-Dichloroethane	ND	1.0								
1,1-Dichloroethene	ND	1.0								
1,2-Dichloropropane	ND	1.0								
1,3-Dichloropropane	ND	1.0								
2,2-Dichloropropane	ND	2.0								
1,1-Dichloropropene	ND	1.0								
Hexachlorobutadiene	ND	1.0								
2-Hexanone	ND	10								
Isopropylbenzene	ND	1.0								
4-Isopropyltoluene	ND	1.0								
4-Methyl-2-pentanone	ND	10								
Methylene Chloride	ND	3.0								
n-Butylbenzene	ND	3.0								
n-Propylbenzene	ND	1.0								
sec-Butylbenzene	ND	1.0								
Styrene	ND	1.0								
tert-Butylbenzene	ND	1.0								
1,1,1,2-Tetrachloroethane	ND	1.0								
1,1,2,2-Tetrachloroethane	ND	2.0								
Tetrachloroethene (PCE)	ND	1.0								
trans-1,2-DCE	ND	1.0								
trans-1,3-Dichloropropene	ND	1.0								
1,2,3-Trichlorobenzene	ND	1.0								
1,2,4-Trichlorobenzene	ND	1.0								
1,1,1-Trichloroethane	ND	1.0								
1,1,2-Trichloroethane	ND	1.0								
Trichloroethene (TCE)	ND	1.0								
Trichlorofluoromethane	ND	1.0								
1,2,3-Trichloropropane	ND	2.0								

Qualifiers:
- * Value exceeds Maximum Contaminant Level.
- D Sample Diluted Due to Matrix
- H Holding times for preparation or analysis exceeded
- ND Not Detected at the Reporting Limit
- R RPD outside accepted recovery limits
- S % Recovery outside of range due to dilution or matrix
- B Analyte detected in the associated Method Blank
- E Value above quantitation range
- J Analyte detected below quantitation limits
- P Sample pH Not In Range
- RL Reporting Detection Limit
- W Sample container temperature is out of limit as specified

QC SUMMARY REPORT

Hall Environmental Analysis Laboratory, Inc.

WO#: 1702785
21-Feb-17

Client: Souder, Miller and Associates
Project: Duran Station BGT

Sample ID: 100ng lcs | SampType: LCS4 | TestCode: EPA Method 8260B: VOLATILES
Client ID: BatchQC | Batch ID: R40819 | RunNo: 40819
Prep Date: | Analysis Date: 2/17/2017 | SeqNo: 1270700 | Units: µg/L

Analyte	Result	PQL	SPK value	SPK Ref Val	%REC	LowLimit	HighLimit	%RPD	RPDLimit	Qual
Benzene	20	1.0	20.00	0	102	70	130			
Toluene	23	1.0	20.00	0	115	70	130			
Chlorobenzene	22	1.0	20.00	0	109	70	130			
1,1-Dichloroethene	23	1.0	20.00	0	114	70	130			
Trichloroethene (TCE)	21	1.0	20.00	0	103	70	130			
Surr: 1,2-Dichloroethane-d4	9.3		10.00		92.0	70	130			
Surr: 4-Bromofluorobenzene	9.8		10.00		98.4	70	130			
Surr: Dibromofluoromethane	9.9		10.00		99.5	70	130			
Surr: Toluene-d8	11		10.00		110	70	130			

Sample ID: rb | SampType: MBLK | TestCode: EPA Method 8260B: VOLATILES
Client ID: PBW | Batch ID: R40819 | RunNo: 40819
Prep Date: | Analysis Date: 2/17/2017 | SeqNo: 1278805 | Units: µg/L

Analyte	Result	PQL	SPK value	SPK Ref Val	%REC	LowLimit	HighLimit	%RPD	RPDLimit	Qual
Benzene	ND	1.0								
Toluene	ND	1.0								
Ethylbenzene	ND	1.0								
Methyl tert-butyl ether (MTBE)	ND	1.0								
1,2,4-Trimethylbenzene	ND	1.0								
1,3,5-Trimethylbenzene	ND	1.0								
1,2-Dichloroethane (EDC)	ND	1.0								
1,2-Dibromoethane (EDB)	ND	1.0								
Naphthalene	ND	2.0								
1-Methylnaphthalene	ND	4.0								
2-Methylnaphthalene	ND	4.0								
Acetone	ND	10								
Bromobenzene	ND	1.0								
Bromodichloromethane	ND	1.0								
Bromoform	ND	1.0								
Bromomethane	ND	3.0								
2-Butanone	ND	10								
Carbon disulfide	ND	10								
Carbon Tetrachloride	ND	1.0								
Chlorobenzene	ND	1.0								
Chloroethane	ND	2.0								
Chloroform	ND	1.0								
Chloromethane	ND	3.0								
2-Chlorotoluene	ND	1.0								

Qualifiers:

- * Value exceeds Maximum Contaminant Level.
- D Sample Diluted Due to Matrix
- H Holding times for preparation or analysis exceeded
- ND Not Detected at the Reporting Limit
- R RPD outside accepted recovery limits
- S % Recovery outside of range due to dilution or matrix
- B Analyte detected in the associated Method Blank
- E Value above quantitation range
- J Analyte detected below quantitation limits
- P Sample pH Not In Range
- RL Reporting Detection Limit
- W Sample container temperature is out of limit as specified

---

Analytical Report
Lab Order 1702785
Date Reported: 2/23/2017

Hall Environmental Analysis Laboratory, Inc.

CLIENT: Souder, Miller and Associates | **Client Sample ID:** Duran BGT
Project: Duran Station BGT | **Collection Date:** 2/16/2017 9:33:00 AM
Lab ID: 1702785-001 | **Matrix:** AQUEOUS | **Received Date:** 2/16/2017 2:40:00 PM

Analyses	Result	PQL	Qual	Units	DF	Date Analyzed
EPA METHOD 8260B: VOLATILES						Analyst: RAA
n-Butylbenzene	ND	0.60		mg/L	200	2/17/2017 8:47:00 PM
n-Propylbenzene	ND	0.20		mg/L	200	2/17/2017 8:47:00 PM
sec-Butylbenzene	ND	0.20		mg/L	200	2/17/2017 8:47:00 PM
Styrene	ND	0.20		mg/L	200	2/17/2017 8:47:00 PM
tert-Butylbenzene	ND	0.20		mg/L	200	2/17/2017 8:47:00 PM
1,1,1,2-Tetrachloroethane	ND	0.20		mg/L	200	2/17/2017 8:47:00 PM
1,1,2,2-Tetrachloroethane	ND	0.40		mg/L	200	2/17/2017 8:47:00 PM
Tetrachloroethene (PCE)	ND	0.20		mg/L	200	2/17/2017 8:47:00 PM
trans-1,2-DCE	ND	0.20		mg/L	200	2/17/2017 8:47:00 PM
trans-1,3-Dichloropropene	ND	0.20		mg/L	200	2/17/2017 8:47:00 PM
1,2,3-Trichlorobenzene	ND	0.20		mg/L	200	2/17/2017 8:47:00 PM
1,2,4-Trichlorobenzene	ND	0.20		mg/L	200	2/17/2017 8:47:00 PM
1,1,1-Trichloroethane	ND	0.20		mg/L	200	2/17/2017 8:47:00 PM
1,1,2-Trichloroethane	ND	0.20		mg/L	200	2/17/2017 8:47:00 PM
Trichloroethene (TCE)	ND	0.20		mg/L	200	2/17/2017 8:47:00 PM
Trichlorofluoromethane	ND	0.20		mg/L	200	2/17/2017 8:47:00 PM
1,2,3-Trichloropropane	ND	0.40		mg/L	200	2/17/2017 8:47:00 PM
Vinyl chloride	ND	0.20		mg/L	200	2/17/2017 8:47:00 PM
Xylenes, Total	ND	0.30		mg/L	200	2/17/2017 8:47:00 PM
Surr: 1,2-Dichloroethane-d4	102	70-130		%Rec	200	2/17/2017 8:47:00 PM
Surr: 4-Bromofluorobenzene	97.9	70-130		%Rec	200	2/17/2017 8:47:00 PM
Surr: Dibromofluoromethane	108	70-130		%Rec	200	2/17/2017 8:47:00 PM
Surr: Toluene-d8	86.6	70-130		%Rec	200	2/17/2017 8:47:00 PM

Refer to the QC Summary report and sample login checklist for flagged QC data and preservation information.

Qualifiers:

- * Value exceeds Maximum Contaminant Level.
- D Sample Diluted Due to Matrix
- H Holding times for preparation or analysis exceeded
- ND Not Detected at the Reporting Limit
- R RPD outside accepted recovery limits
- S % Recovery outside of range due to dilution or matrix
- B Analyte detected in the associated Method Blank
- E Value above quantitation range
- J Analyte detected below quantitation limits
- P Sample pH Not In Range
- RL Reporting Detection Limit
- W Sample container temperature is out of limit as specified

---

Analytical Report
Lab Order 1702785
Date Reported: 2/23/2017

Hall Environmental Analysis Laboratory, Inc.

CLIENT: Souder, Miller and Associates | **Client Sample ID:** Duran BGT
Project: Duran Station BGT | **Collection Date:** 2/16/2017 9:33:00 AM
Lab ID: 1702785-001 | **Matrix:** AQUEOUS | **Received Date:** 2/16/2017 2:40:00 PM

Analyses	Result	PQL	Qual	Units	DF	Date Analyzed
EPA METHOD 8260B: VOLATILES						Analyst: RAA
1,2-Dibromoethane (EDB)	ND	0.20		mg/L	200	2/17/2017 8:47:00 PM
Naphthalene	ND	0.40		mg/L	200	2/17/2017 8:47:00 PM
1-Methylnaphthalene	ND	0.80		mg/L	200	2/17/2017 8:47:00 PM
2-Methylnaphthalene	ND	0.80		mg/L	200	2/17/2017 8:47:00 PM
Acetone	ND	2.0		mg/L	200	2/17/2017 8:47:00 PM
Bromobenzene	ND	0.20		mg/L	200	2/17/2017 8:47:00 PM
Bromodichloromethane	ND	0.20		mg/L	200	2/17/2017 8:47:00 PM
Bromoform	ND	0.20		mg/L	200	2/17/2017 8:47:00 PM
Bromomethane	ND	0.60		mg/L	200	2/17/2017 8:47:00 PM
2-Butanone	ND	2.0		mg/L	200	2/17/2017 8:47:00 PM
Carbon disulfide	ND	3.0		mg/L	200	2/17/2017 8:47:00 PM
Carbon Tetrachloride	ND	0.20		mg/L	200	2/17/2017 8:47:00 PM
Chlorobenzene	ND	0.20		mg/L	200	2/17/2017 8:47:00 PM
Chloroethane	ND	0.40		mg/L	200	2/17/2017 8:47:00 PM
Chloroform	ND	0.20		mg/L	200	2/17/2017 8:47:00 PM
Chloromethane	ND	0.60		mg/L	200	2/17/2017 8:47:00 PM
2-Chlorotoluene	ND	0.20		mg/L	200	2/17/2017 8:47:00 PM
4-Chlorotoluene	ND	0.20		mg/L	200	2/17/2017 8:47:00 PM
cis-1,2-DCE	ND	0.20		mg/L	200	2/17/2017 8:47:00 PM
cis-1,3-Dichloropropene	ND	0.20		mg/L	200	2/17/2017 8:47:00 PM
1,2-Dibromo-3-chloropropane	ND	0.40		mg/L	200	2/17/2017 8:47:00 PM
Dibromochloromethane	ND	0.20		mg/L	200	2/17/2017 8:47:00 PM
Dibromomethane	ND	0.20		mg/L	200	2/17/2017 8:47:00 PM
1,2-Dichlorobenzene	ND	0.20		mg/L	200	2/17/2017 8:47:00 PM
1,3-Dichlorobenzene	ND	0.20		mg/L	200	2/17/2017 8:47:00 PM
1,4-Dichlorobenzene	ND	0.20		mg/L	200	2/17/2017 8:47:00 PM
Dichlorodifluoromethane	ND	0.20		mg/L	200	2/17/2017 8:47:00 PM
1,1-Dichloroethane	ND	0.20		mg/L	200	2/17/2017 8:47:00 PM
1,1-Dichloroethene	ND	0.20		mg/L	200	2/17/2017 8:47:00 PM
1,2-Dichloropropane	ND	0.20		mg/L	200	2/17/2017 8:47:00 PM
1,3-Dichloropropane	ND	0.20		mg/L	200	2/17/2017 8:47:00 PM
2,2-Dichloropropane	ND	0.40		mg/L	200	2/17/2017 8:47:00 PM
1,1-Dichloropropene	ND	0.20		mg/L	200	2/17/2017 8:47:00 PM
Hexachlorobutadiene	ND	0.20		mg/L	200	2/17/2017 8:47:00 PM
2-Hexanone	ND	2.0		mg/L	200	2/17/2017 8:47:00 PM
Isopropylbenzene	ND	0.20		mg/L	200	2/17/2017 8:47:00 PM
4-Isopropyltoluene	ND	0.20		mg/L	200	2/17/2017 8:47:00 PM
4-Methyl-2-pentanone	ND	2.0		mg/L	200	2/17/2017 8:47:00 PM
Methylene Chloride	ND	0.60		mg/L	200	2/17/2017 8:47:00 PM

Refer to the QC Summary report and sample login checklist for flagged QC data and preservation information.

Qualifiers:

- * Value exceeds Maximum Contaminant Level.
- D Sample Diluted Due to Matrix
- H Holding times for preparation or analysis exceeded
- ND Not Detected at the Reporting Limit
- R RPD outside accepted recovery limits
- S % Recovery outside of range due to dilution or matrix
- B Analyte detected in the associated Method Blank
- E Value above quantitation range
- J Analyte detected below quantitation limits
- P Sample pH Not In Range
- RL Reporting Detection Limit
- W Sample container temperature is out of limit as specified

---

Analytical Report
Lab Order 1702785
Date Reported: 2/23/2017

Hall Environmental Analysis Laboratory, Inc.

CLIENT: Souder, Miller and Associates | **Client Sample ID:** Duran BGT
Project: Duran Station BGT | **Collection Date:** 2/16/2017 9:33:00 AM
Lab ID: 1702785-001 | **Matrix:** AQUEOUS | **Received Date:** 2/16/2017 2:40:00 PM

Analyses	Result	PQL	Qual	Units	DF	Date Analyzed
EPA METHOD 7470: MERCURY						Analyst: pmf
Mercury	0.00044	0.00020		mg/L	1	2/21/2017 6:52:11 PM
EPA 6010B: TOTAL RECOVERABLE METALS						Analyst: pmf
Arsenic	ND	0.030		mg/L	1	2/21/2017 11:58:59 AM
Barium	0.059	0.020		mg/L	1	2/21/2017 11:58:59 AM
Cadmium	ND	0.0020		mg/L	1	2/21/2017 11:58:59 AM
Chromium	ND	0.0060		mg/L	1	2/21/2017 11:58:59 AM
Lead	ND	0.0050		mg/L	1	2/21/2017 11:58:59 AM
Selenium	ND	0.050		mg/L	1	2/21/2017 11:58:59 AM
Silver	ND	0.0050		mg/L	1	2/21/2017 11:58:59 AM
EPA METHOD 8270C: PAHS						Analyst: DAM
Naphthalene	ND	0.50		µg/L	1	2/21/2017 2:09:17 PM
1-Methylnaphthalene	ND	0.50		µg/L	1	2/21/2017 2:09:17 PM
2-Methylnaphthalene	ND	0.50		µg/L	1	2/21/2017 2:09:17 PM
Acenaphthylene	ND	0.50		µg/L	1	2/21/2017 2:09:17 PM
Acenaphthene	ND	0.50		µg/L	1	2/21/2017 2:09:17 PM
Fluorene	ND	0.50		µg/L	1	2/21/2017 2:09:17 PM
Phenanthrene	ND	0.50		µg/L	1	2/21/2017 2:09:17 PM
Anthracene	ND	0.50		µg/L	1	2/21/2017 2:09:17 PM
Fluoranthene	ND	0.50		µg/L	1	2/21/2017 2:09:17 PM
Pyrene	ND	0.50		µg/L	1	2/21/2017 2:09:17 PM
Benz(a)anthracene	ND	0.50		µg/L	1	2/21/2017 2:09:17 PM
Chrysene	ND	0.50		µg/L	1	2/21/2017 2:09:17 PM
Benzo(b)fluoranthene	ND	0.50		µg/L	1	2/21/2017 2:09:17 PM
Benzo(k)fluoranthene	ND	0.50		µg/L	1	2/21/2017 2:09:17 PM
Benzo(a)pyrene	ND	0.50		µg/L	1	2/21/2017 2:09:17 PM
Dibenz(a,h)anthracene	ND	0.50		µg/L	1	2/21/2017 2:09:17 PM
Benzo(g,h,i)perylene	ND	0.50		µg/L	1	2/21/2017 2:09:17 PM
Indeno(1,2,3-cd)pyrene	ND	0.50		µg/L	1	2/21/2017 2:09:17 PM
Surr: N-hexadecane	64.6	15-176		%Rec	1	2/21/2017 2:09:17 PM
Surr: Benzo(e)pyrene	64.8	15-198		%Rec	1	2/21/2017 2:09:17 PM
EPA METHOD 8260B: VOLATILES						Analyst: RAA
Benzene	ND	0.50		mg/L	200	2/17/2017 8:47:00 PM
Toluene	ND	0.20		mg/L	200	2/17/2017 8:47:00 PM
Ethylbenzene	ND	0.20		mg/L	200	2/17/2017 8:47:00 PM
Methyl tert-butyl ether (MTBE)	ND	0.20		mg/L	200	2/17/2017 8:47:00 PM
1,2,4-Trimethylbenzene	ND	0.20		mg/L	200	2/17/2017 8:47:00 PM
1,3,5-Trimethylbenzene	ND	0.20		mg/L	200	2/17/2017 8:47:00 PM
1,2-Dichloroethane (EDC)	ND	0.20		mg/L	200	2/17/2017 8:47:00 PM

Refer to the QC Summary report and sample login checklist for flagged QC data and preservation information.

Qualifiers:

- * Value exceeds Maximum Contaminant Level.
- D Sample Diluted Due to Matrix
- H Holding times for preparation or analysis exceeded
- ND Not Detected at the Reporting Limit
- R RPD outside accepted recovery limits
- S % Recovery outside of range due to dilution or matrix
- B Analyte detected in the associated Method Blank
- E Value above quantitation range
- J Analyte detected below quantitation limits
- P Sample pH Not In Range
- RL Reporting Detection Limit
- W Sample container temperature is out of limit as specified

HALL ENVIRONMENTAL ANALYSIS LABORATORY

Hall Environmental Analysis Laboratory
4901 Hawkins NE
Albuquerque, NM 87109
TEL: 505-345-3975 FAX: 505-345-4107
Website: www.hallenvironmental.com

February 23, 2017

Ashley Maxwell
Souder, Miller and Associates
401 W. Broadway
Farmington, NM 87401
TEL: (505) 325-5667
FAX (505) 327-1496

RE: Duran Station BGT OrderNo.: 1702785

Dear Ashley Maxwell:

Hall Environmental Analysis Laboratory received 1 sample(s) on 2/16/2017 for the analyses presented in the following report.

These were analyzed according to EPA procedures or equivalent. To access our accredited tests please go to www.hallenvironmental.com or the state specific web sites. In order to properly interpret your results it is imperative that you review this report in its entirety. See the sample checklist and/or the Chain of Custody for information regarding the sample receipt temperature and preservation. Data qualifiers or a narrative will be provided if the sample analysis or analytical quality control parameters require a flag. When necessary, data qualifers are provided on both the sample analysis report and the QC summary report, both sections should be reviewed. All samples are reported, as received, unless otherwise indicated. Lab measurement of analytes considered field parameters that require analysis within 15 minutes of sampling such as pH and residual chlorine are qualified as being analyzed outside of the recommended holding time.

Please don't hesitate to contact HEAL for any additional information or clarifications.

ADHS Cert #AZ0682 – NMED-DWB Cert #NM9425 – NMED-Micro Cert #NM0190

Sincerely,

Andy Freeman
Laboratory Manager
4901 Hawkins NE
Albuquerque, NM 87109

District I
1625 N. French Dr., Hobbs, NM 88240
District II
1301 W. Grand Avenue, Artesia, NM 88210
District III
1000 Rio Brazos Road, Aztec, NM 87410
District IV
1220 S. St. Francis Dr., Santa Fe, NM 87505

State of New Mexico
Energy Minerals and Natural Resources
Oil Conservation Division
1220 South St. Francis Dr.
Santa Fe, NM 87505

Form C-138
Revised 08/01/11

*Surface Waste Management Facility Operator and Generator shall maintain and make this documentation available for Division inspection.

REQUEST FOR APPROVAL TO ACCEPT SOLID WASTE

1. Generator Name and Address:
Enterprise Field Services, LLC, 614 Reilly Ave, Farmington NM 87401

2. Originating Site:
MAPL Edgewood Pumping Station

3. Location of Material (Street Address, City, State or ULSTR):
UL D Section 3 Township 10 North Range 7 East; 35.127338, -106.190538

4. Source and Description of Waste:
Source: Water/Oil from the Non Exempt WasteWater Tanks and from the compressor skid drains.
Description: Non Exempt/Non-Hazardous Water from the compressor skids.
Estimated Volume 80 yd^3 / bbls Known Volume (to be entered by the operator at the end of the haul) 16 yd^3 / bbls

5. GENERATOR CERTIFICATION STATEMENT OF WASTE STATUS

I, Thomas Long, representative or authorized agent for Enterprise Products Operating do hereby certify that according to the Resource Conservation and Recovery Act (RCRA) and the US Environmental Protection Agency's July 1988 regulatory determination, the above described waste is: (Check the appropriate classification)

Generator Signature

☐ RCRA Exempt: Oil field wastes generated from oil and gas exploration and production operations and are not mixed with non-exempt waste. *Operator Use Only: Waste Acceptance Frequency* ☐ *Monthly* ☐ *Weekly* ☐ *Per Load*

☒ RCRA Non-Exempt: Oil field waste which is non-hazardous that does not exceed the minimum standards for waste hazardous by characteristics established in RCRA regulations, 40 CFR 261.21-261.24, or listed hazardous waste as defined in 40 CFR, part 261, subpart D, as amended. The following documentation is attached to demonstrate the above-described waste is non-hazardous. (Check the appropriate items)

☐ MSDS Information ☒ RCRA Hazardous Waste Analysis ☒ Process Knowledge ☐ Other (Provide description in Box 4)

GENERATOR 19.15.36.15 WASTE TESTING CERTIFICATION STATEMENT FOR LANDFARMS

I, Thomas Long, representative for Enterprise Products Operating authorize to complete the required testing/sign the Generator Waste Testing Certification.

Generator Signature

I, _____, representative for Agua Moss, LLC do hereby certify that representative samples of the oil field waste have been subjected to the paint filter test and tested for chloride content and that the samples have been found to conform to the specific requirements applicable to landfarms pursuant to Section 15 of 19.15.36 NMAC. The results of the representative samples are attached to demonstrate the above-described waste conform to the requirements of Section 15 of 19.15.36 NMAC.

6. Transporter: To Be Determined

OCD Permitted Surface Waste Management Facility

Name and Facility Permit #: ***Agua Moss, LLC - Permit #: NM-01-009**
Address of Facility: **SW/4 NW/4 Section 2, Township 29N, Range Crouch Mesa, NM**

Method of Treatment and/or Disposal:
☐ Evaporation ☒ Injection ☐ Treating Plant ☐ Landfarm ☐ Landfill ☐ Other

Waste Acceptance Status: ☒ **APPROVED** ☐ **DENIED** (Must Be Maintained As Permanent Record)

PRINT NAME: William Clayton TITLE: Operator DATE: 2/16/17
SIGNATURE: William Clayton TELEPHONE NO.: 505-334-6178
Surface Waste Management Facility Authorized Agent

District I
1625 N. French Dr., Hobbs, NM 88240
District II
1301 W. Grand Avenue, Artesia, NM 88210
District III
1000 Rio Brazos Road, Aztec, NM 87410
District IV
1220 S. St. Francis Dr., Santa Fe, NM 87505

State of New Mexico
Energy Minerals and Natural Resources
Oil Conservation Division
1220 South St. Francis Dr.
Santa Fe, NM 87505

Form C-138
Revised 08/01/11

*Surface Waste Management Facility Operator and Generator shall maintain and make this documentation available for Division inspection.

REQUEST FOR APPROVAL TO ACCEPT SOLID WASTE

1. Generator Name and Address:
Enterprise Field Services, LLC, 614 Reilly Ave, Farmington NM 87401

2. Originating Site:
MAPL Edgewood Pumping Station

3. Location of Material (Street Address, City, State or ULSTR):
UL D Section 3 Township 10 North Range 7 East; 35.127338, -106.190538

4. Source and Description of Waste:
Source: Water/Oil from the Non Exempt WasteWater Tanks and from the compressor skid drains.
Description: Non Exempt/Non-Hazardous Water from the compressor skids.
Estimated Volume 80 yd^3 / bbls Known Volume (to be entered by the operator at the end of the haul) _____ yd^3 / bbls

5. GENERATOR CERTIFICATION STATEMENT OF WASTE STATUS

I, Thomas Long, representative or authorized agent for Enterprise Products Operating do hereby certify that according to the Resource Conservation and Recovery Act (RCRA) and the US Environmental Protection Agency's July 1988 regulatory determination, the above described waste is: (Check the appropriate classification)

Generator Signature

☐ RCRA Exempt: Oil field wastes generated from oil and gas exploration and production operations and are not mixed with non-exempt waste. *Operator Use Only: Waste Acceptance Frequency* ☐ *Monthly* ☐ *Weekly* ☐ *Per Load*

☒ RCRA Non-Exempt: Oil field waste which is non-hazardous that does not exceed the minimum standards for waste hazardous by characteristics established in RCRA regulations, 40 CFR 261.21-261.24, or listed hazardous waste as defined in 40 CFR, part 261, subpart D, as amended. The following documentation is attached to demonstrate the above-described waste is non-hazardous. (Check the appropriate items)

☐ MSDS Information ☒ RCRA Hazardous Waste Analysis ☒ Process Knowledge ☐ Other (Provide description in Box 4)

GENERATOR 19.15.36.15 WASTE TESTING CERTIFICATION STATEMENT FOR LANDFARMS

I, Thomas Long, representative for Enterprise Products Operating authorize to complete the required testing/sign the Generator Waste Testing Certification.

Generator Signature

I, _____, representative for Agua Moss, LLC do hereby certify that representative samples of the oil field waste have been subjected to the paint filter test and tested for chloride content and that the samples have been found to conform to the specific requirements applicable to landfarms pursuant to Section 15 of 19.15.36 NMAC. The results of the representative samples are attached to demonstrate the above-described waste conform to the requirements of Section 15 of 19.15.36 NMAC.

6. Transporter: To Be Determined

OCD Permitted Surface Waste Management Facility

Name and Facility Permit #: ***Agua Moss, LLC - Permit #: NM-01-009**
Address of Facility: **SW/4 NW/4 Section 2, Township 29N, Range Crouch Mesa, NM**

Method of Treatment and/or Disposal:
☐ Evaporation ☒ Injection ☐ Treating Plant ☐ Landfarm ☐ Landfill ☐ Other

Waste Acceptance Status: ☐ **APPROVED** ☐ **DENIED** (Must Be Maintained As Permanent Record)

PRINT NAME: _____ TITLE: _____ DATE: _____
SIGNATURE: _____ TELEPHONE NO.: _____
Surface Waste Management Facility Authorized Agent

Chain-of-Custody Record

Client: SMA
Mailing Address: 401 W. Broadway Farmington, NM 87401
Phone #: 505-325-7535
email or Fax#: Ashley.Maxwell@enterprise.com
QA/QC Package: ☐ Standard ☐ Level 4 (Full Validation)
Accreditation: ☐ NELAP ☐ Other
☐ EDD (Type)
Project Name: Edgewood Station BGT
Project #: Enterprise BGT Water Sampling
Project Manager: Ashley Maxwell, Tom Long - Enterprise
Sampler: Curtis Pattie
On Ice: ☒ Yes ☐ No
Sample Temperature: 9.6°C
Turn-Around Time: ☒ Standard ☐ Rush

Date	Time	Matrix	Sample Request ID	Container Type and #	Preservative Type	HEAL No.
2/16/17	1:30	Hue	Edgewood BGT	Various	Various	1702780-001

Relinquished by: Curtis Pattie Date: 2/16/17 Time: 1:40
Received by: [signature] Date: 02/16/17 Time: 1:40

Remarks: 8260 Full List Report, TCLP Compound at TCLP Limits, Invoice Tom Long Enterprise

	BTEX + MTBE + TMB's (8021)
	BTEX + MTBE + TPH (Gas only)
	TPH 8015B (GRO / DRO / MRO)
	TPH (Method 418.1)
	EDB (Method 504.1)
X	PAH's (8310 or 8270 SIMS)
X	RCRA 8 Metals TCLP
	Anions (F,Cl,NO_3,NO_2,PO_4,SO_4)
	8081 Pesticides / 8082 PCB's
X	8260B (VOA)
	8270 (Semi-VOA)
	Air Bubbles (Y or N)

Analysis Request

HALL ENVIRONMENTAL ANALYSIS LABORATORY
www.hallenvironmental.com
4901 Hawkins NE - Albuquerque, NM 87109
Tel: 505-345-3975 Fax: 505-345-4107

If necessary, samples submitted to Hall Environmental may be subcontracted to other accredited laboratories. This serves as notice of this possibility. Any subcontracted data will be clearly notated on the analytical report.

QC SUMMARY REPORT

Hall Environmental Analysis Laboratory, Inc.

WO#: 1702780
23-Feb-17

Client: Souder, Miller and Associates
Project: Edgewood Station BGT

Sample ID **MB-30295** SampType: **MBLK** TestCode: **EPA Method 7470: Mercury**
Client ID: **PBW** Batch ID: **30295** RunNo: **40904**
Prep Date: **2/20/2017** Analysis Date: **2/21/2017** SeqNo: **1281484** Units: **mg/L**

Analyte	Result	PQL	SPK value	SPK Ref Val	%REC	LowLimit	HighLimit	%RPD	RPDLimit	Qual
Mercury	ND	0.00020								

Sample ID **LCS-30295** SampType: **LCS** TestCode: **EPA Method 7470: Mercury**
Client ID: **LCSW** Batch ID: **30295** RunNo: **40904**
Prep Date: **2/20/2017** Analysis Date: **2/21/2017** SeqNo: **1281485** Units: **mg/L**

Analyte	Result	PQL	SPK value	SPK Ref Val	%REC	LowLimit	HighLimit	%RPD	RPDLimit	Qual
Mercury	0.0047	0.00020	0.005000	0	93.1	80	120			

Sample ID **1702780-001CMS** SampType: **MS** TestCode: **EPA Method 7470: Mercury**
Client ID: **Edgewood BGT** Batch ID: **30295** RunNo: **40904**
Prep Date: **2/20/2017** Analysis Date: **2/22/2017** SeqNo: **1281501** Units: **mg/L**

Analyte	Result	PQL	SPK value	SPK Ref Val	%REC	LowLimit	HighLimit	%RPD	RPDLimit	Qual
Mercury	0.013	0.0010	0.005000	0.008564	82.5	75	125			

Sample ID **1702780-001CMSD** SampType: **MSD** TestCode: **EPA Method 7470: Mercury**
Client ID: **Edgewood BGT** Batch ID: **30295** RunNo: **40904**
Prep Date: **2/20/2017** Analysis Date: **2/22/2017** SeqNo: **1281502** Units: **mg/L**

Analyte	Result	PQL	SPK value	SPK Ref Val	%REC	LowLimit	HighLimit	%RPD	RPDLimit	Qual
Mercury	0.012	0.0010	0.005000	0.008564	78.5	75	125	1.57	20	

Qualifiers:

- * Value exceeds Maximum Contaminant Level.
- D Sample Diluted Due to Matrix
- H Holding times for preparation or analysis exceeded
- ND Not Detected at the Reporting Limit
- R RPD outside accepted recovery limits
- S % Recovery outside of range due to dilution or matrix
- B Analyte detected in the associated Method Blank
- E Value above quantitation range
- J Analyte detected below quantitation limits
- P Sample pH Not In Range
- RL Reporting Detection Limit
- W Sample container temperature is out of limit as specified

QC SUMMARY REPORT

Hall Environmental Analysis Laboratory, Inc.

WO#: 1702780
23-Feb-17

Client: Souder, Miller and Associates
Project: Edgewood Station BGT

Sample ID **MB-30292** SampType: **MBLK** TestCode: **EPA 6010B: Total Recoverable Metals**
Client ID: **PBW** Batch ID: **30292** RunNo: **40875**
Prep Date: **2/20/2017** Analysis Date: **2/21/2017** SeqNo: **1280535** Units: **mg/L**

Analyte	Result	PQL	SPK value	SPK Ref Val	%REC	LowLimit	HighLimit	%RPD	RPDLimit	Qual
Arsenic	ND	0.020								
Barium	ND	0.020								
Cadmium	ND	0.0020								
Chromium	ND	0.0060								
Lead	ND	0.0050								
Selenium	ND	0.050								
Silver	ND	0.0050								

Sample ID **LCS-30292** SampType: **LCS** TestCode: **EPA 6010B: Total Recoverable Metals**
Client ID: **LCSW** Batch ID: **30292** RunNo: **40875**
Prep Date: **2/20/2017** Analysis Date: **2/21/2017** SeqNo: **1280536** Units: **mg/L**

Analyte	Result	PQL	SPK value	SPK Ref Val	%REC	LowLimit	HighLimit	%RPD	RPDLimit	Qual
Arsenic	0.49	0.020	0.5000	0	98.1	80	120			
Barium	0.49	0.020	0.5000	0	98.5	80	120			
Cadmium	0.49	0.0020	0.5000	0	97.8	80	120			
Chromium	0.49	0.0060	0.5000	0	97.4	80	120			
Lead	0.48	0.0050	0.5000	0	96.7	80	120			
Selenium	0.49	0.050	0.5000	0	98.8	80	120			
Silver	0.099	0.0050	0.1000	0	98.8	80	120			

Sample ID **1702780-001CMS** SampType: **MS** TestCode: **EPA 6010B: Total Recoverable Metals**
Client ID: **Edgewood BGT** Batch ID: **30292** RunNo: **40875**
Prep Date: **2/20/2017** Analysis Date: **2/21/2017** SeqNo: **1280544** Units: **mg/L**

Analyte	Result	PQL	SPK value	SPK Ref Val	%REC	LowLimit	HighLimit	%RPD	RPDLimit	Qual
Arsenic	0.51	0.020	0.5000	0	101	75	125			
Barium	0.58	0.020	0.5000	0.07441	101	75	125			
Cadmium	0.50	0.0020	0.5000	0	100	75	125			
Chromium	0.50	0.0060	0.5000	0	99.9	75	125			
Lead	0.50	0.0050	0.5000	0	99.8	75	125			
Selenium	0.49	0.050	0.5000	0	98.9	75	125			
Silver	0.10	0.0050	0.1000	0	101	75	125			

Sample ID **1702780-001CMSD** SampType: **MSD** TestCode: **EPA 6010B: Total Recoverable Metals**
Client ID: **Edgewood BGT** Batch ID: **30292** RunNo: **40875**
Prep Date: **2/20/2017** Analysis Date: **2/21/2017** SeqNo: **1280547** Units: **mg/L**

Analyte	Result	PQL	SPK value	SPK Ref Val	%REC	LowLimit	HighLimit	%RPD	RPDLimit	Qual
Arsenic	0.49	0.020	0.5000	0	98.4	75	125	3.00	20	

Qualifiers:

- * Value exceeds Maximum Contaminant Level.
- D Sample Diluted Due to Matrix
- H Holding times for preparation or analysis exceeded
- ND Not Detected at the Reporting Limit
- R RPD outside accepted recovery limits
- S % Recovery outside of range due to dilution or matrix
- B Analyte detected in the associated Method Blank
- E Value above quantitation range
- J Analyte detected below quantitation limits
- P Sample pH Not In Range
- RL Reporting Detection Limit
- W Sample container temperature is out of limit as specified

QC SUMMARY REPORT

Hall Environmental Analysis Laboratory, Inc.

WO#: 1702780
23-Feb-17

Client: Souder, Miller and Associates
Project: Edgewood Station BGT

Sample ID **1702780-001CMSD** SampType: **MSD** TestCode: **EPA 6010B: Total Recoverable Metals**
Client ID: **Edgewood BGT** Batch ID: **30292** RunNo: **40875**
Prep Date: **2/20/2017** Analysis Date: **2/21/2017** SeqNo: **1280547** Units: **mg/L**

Analyte	Result	PQL	SPK value	SPK Ref Val	%REC	LowLimit	HighLimit	%RPD	RPDLimit	Qual
Barium	0.57	0.020	0.5000	0.07441	98.2	75	125	2.77	20	
Cadmium	0.48	0.0020	0.5000	0	96.9	75	125	3.12	20	
Chromium	0.48	0.0060	0.5000	0	97.0	75	125	3.01	20	
Lead	0.48	0.0050	0.5000	0	96.8	75	125	2.91	20	
Selenium	0.48	0.050	0.5000	0	96.8	75	125	1.82	20	
Silver	0.096	0.0050	0.1000	0	97.7	75	125	3.04	20	

Qualifiers:

- * Value exceeds Maximum Contaminant Level.
- D Sample Diluted Due to Matrix
- H Holding times for preparation or analysis exceeded
- ND Not Detected at the Reporting Limit
- R RPD outside accepted recovery limits
- S % Recovery outside of range due to dilution or matrix
- B Analyte detected in the associated Method Blank
- E Value above quantitation range
- J Analyte detected below quantitation limits
- P Sample pH Not In Range
- RL Reporting Detection Limit
- W Sample container temperature is out of limit as specified

HALL ENVIRONMENTAL ANALYSIS LABORATORY

Hall Environmental Analysis Laboratory
4901 Hawkins NE
Albuquerque, NM 87109
TEL: 505-345-3975 FAX: 505-345-4107
Website: www.hallenvironmental.com

Sample Log-In Check List

Client Name: **SMA-FARM** Work Order Number: **1702780** RcptNo: **1**

Received by/date: AG 02/16/17
Logged By: **Ashley Gallegos** 2/16/2017 2:40:00 PM
Completed By: **Ashley Gallegos** 2/17/2017 6:43:08 AM
Reviewed By: aJ 02/17/17

Chain of Custody

1. Custody seals intact on sample bottles? Yes No Not Present ✓
2. Is Chain of Custody complete? Yes ✓ No Not Present
3. How was the sample delivered? Client

Log In

4. Was an attempt made to cool the samples? Yes ✓ No NA
5. Were all samples received at a temperature of >0° C to 6.0°C Yes No ✓ NA
   Samples were collected the same day and chilled.
6. Sample(s) in proper container(s)? Yes ✓ No
7. Sufficient sample volume for indicated test(s)? Yes ✓ No
8. Are samples (except VOA and ONG) properly preserved? Yes ✓ No
9. Was preservative added to bottles? Yes No ✓ NA
10. VOA vials have zero headspace? Yes ✓ No No VOA Vials
11. Were any sample containers received broken? Yes No ✓
12. Does paperwork match bottle labels? Yes ✓ No # of preserved bottles checked for pH: 1
    (Note discrepancies on chain of custody) (2 or >12 unless noted)
13. Are matrices correctly identified on Chain of Custody? Yes ✓ No Adjusted? NO
14. Is it clear what analyses were requested? Yes ✓ No
15. Were all holding times able to be met? Yes ✓ No Checked by: AG
    (If no, notify customer for authorization.)

Special Handling (if applicable)

16. Was client notified of all discrepancies with this order? Yes No NA ✓

Person Notified: Date
By Whom: Via: eMail Phone Fax In Person
Regarding:
Client instructions:

17. Additional remarks:

18. Cooler Information

Cooler No	Temp °C	Condition	Seal Intact	Seal No	Seal Date	Signed By
1	9.0	Good	Not Present			

QC SUMMARY REPORT

Hall Environmental Analysis Laboratory, Inc.

WO#: 1702780
23-Feb-17

Client: Souder, Miller and Associates
Project: Edgewood Station BGT

Sample ID 100ng lcs	SampType: LCS4	TestCode: EPA Method 8260B: VOLATILES								
Client ID: BatchQC	Batch ID: R40819	RunNo: 40819								
Prep Date:	Analysis Date: 2/17/2017	SeqNo: 1278706	Units: µg/L							
Analyte	Result	PQL	SPK value	SPK Ref Val	%REC	LowLimit	HighLimit	%RPD	RPDLimit	Qual
Benzene	20	1.0	20.00	0	102	70	130			
Toluene	23	1.0	20.00	0	115	70	130			
Chlorobenzene	22	1.0	20.00	0	109	70	130			
1,1-Dichloroethene	23	1.0	20.00	0	114	70	130			
Trichloroethene (TCE)	21	1.0	20.00	0	103	70	130			
Surr: 1,2-Dichloroethane-d4	9.3		10.00		92.6	70	130			
Surr: 4-Bromofluorobenzene	9.8		10.00		98.4	70	130			
Surr: Dibromofluoromethane	9.9		10.00		99.5	70	130			
Surr: Toluene-d8	11		10.00		110	70	130			

Sample ID rb	SampType: MBLK	TestCode: EPA Method 8260B: VOLATILES								
Client ID: PBW	Batch ID: R40819	RunNo: 40819								
Prep Date:	Analysis Date: 2/17/2017	SeqNo: 1278805	Units: µg/L							
Analyte	Result	PQL	SPK value	SPK Ref Val	%REC	LowLimit	HighLimit	%RPD	RPDLimit	Qual
Benzene	ND	1.0								
Toluene	ND	1.0								
Ethylbenzene	ND	1.0								
Methyl tert-butyl ether (MTBE)	ND	1.0								
1,2,4-Trimethylbenzene	ND	1.0								
1,3,5-Trimethylbenzene	ND	1.0								
1,2-Dichloroethane (EDC)	ND	1.0								
1,2-Dibromoethane (EDB)	ND	1.0								
Naphthalene	ND	2.0								
1-Methylnaphthalene	ND	4.0								
2-Methylnaphthalene	ND	4.0								
Acetone	ND	10								
Bromobenzene	ND	1.0								
Bromodichloromethane	ND	1.0								
Bromoform	ND	1.0								
Bromomethane	ND	3.0								
2-Butanone	ND	10								
Carbon disulfide	ND	10								
Carbon Tetrachloride	ND	1.0								
Chlorobenzene	ND	1.0								
Chloroethane	ND	2.0								
Chloroform	ND	1.0								
Chloromethane	ND	3.0								
2-Chlorotoluene	ND	1.0								

Qualifiers:

- * Value exceeds Maximum Contaminant Level.
- D Sample Diluted Due to Matrix
- H Holding times for preparation or analysis exceeded
- ND Not Detected at the Reporting Limit
- R RPD outside accepted recovery limits
- S % Recovery outside of range due to dilution or matrix
- B Analyte detected in the associated Method Blank
- E Value above quantitation range
- J Analyte detected below quantitation limits
- P Sample pH Not In Range
- RL Reporting Detection Limit
- W Sample container temperature is out of limit as specified

QC SUMMARY REPORT

Hall Environmental Analysis Laboratory, Inc.

WO#: 1702780
23-Feb-17

Client: Souder, Miller and Associates
Project: Edgewood Station BGT

Sample ID rb	SampType: MBLK	TestCode: EPA Method 8260B: VOLATILES								
Client ID: PBW	Batch ID: R40819	RunNo: 40819								
Prep Date:	Analysis Date: 2/17/2017	SeqNo: 1278805	Units: µg/L							
Analyte	Result	PQL	SPK value	SPK Ref Val	%REC	LowLimit	HighLimit	%RPD	RPDLimit	Qual
4-Chlorotoluene	ND	1.0								
cis-1,2-DCE	ND	1.0								
cis-1,3-Dichloropropene	ND	1.0								
1,2-Dibromo-3-chloropropane	ND	2.0								
Dibromochloromethane	ND	1.0								
Dibromomethane	ND	1.0								
1,2-Dichlorobenzene	ND	1.0								
1,3-Dichlorobenzene	ND	1.0								
1,4-Dichlorobenzene	ND	1.0								
Dichlorodifluoromethane	ND	1.0								
1,1-Dichloroethane	ND	1.0								
1,1-Dichloroethene	ND	1.0								
1,2-Dichloropropane	ND	1.0								
1,3-Dichloropropane	ND	1.0								
2,2-Dichloropropane	ND	2.0								
1,1-Dichloropropene	ND	1.0								
Hexachlorobutadiene	ND	1.0								
2-Hexanone	ND	10								
Isopropylbenzene	ND	1.0								
4-Isopropyltoluene	ND	1.0								
4-Methyl-2-pentanone	ND	10								
Methylene Chloride	ND	3.0								
n-Butylbenzene	ND	3.0								
n-Propylbenzene	ND	1.0								
sec-Butylbenzene	ND	1.0								
Styrene	ND	1.0								
tert-Butylbenzene	ND	1.0								
1,1,1,2-Tetrachloroethane	ND	1.0								
1,1,2,2-Tetrachloroethane	ND	2.0								
Tetrachloroethene (PCE)	ND	1.0								
trans-1,2-DCE	ND	1.0								
trans-1,3-Dichloropropene	ND	1.0								
1,2,3-Trichlorobenzene	ND	1.0								
1,2,4-Trichlorobenzene	ND	1.0								
1,1,1-Trichloroethane	ND	1.0								
1,1,2-Trichloroethane	ND	1.0								
Trichloroethene (TCE)	ND	1.0								
Trichlorofluoromethane	ND	1.0								
1,2,3-Trichloropropane	ND	2.0								

Qualifiers:

- * Value exceeds Maximum Contaminant Level.
- D Sample Diluted Due to Matrix
- H Holding times for preparation or analysis exceeded
- ND Not Detected at the Reporting Limit
- R RPD outside accepted recovery limits
- S % Recovery outside of range due to dilution or matrix
- B Analyte detected in the associated Method Blank
- E Value above quantitation range
- J Analyte detected below quantitation limits
- P Sample pH Not In Range
- RL Reporting Detection Limit
- W Sample container temperature is out of limit as specified

QC SUMMARY REPORT

Hall Environmental Analysis Laboratory, Inc.

WO#: 1702780
23-Feb-17

Client: Souder, Miller and Associates
Project: Edgewood Station BGT

Sample ID rb	SampType: MBLK	TestCode: EPA Method 8260B: VOLATILES								
Client ID: PBW	Batch ID: R40819	RunNo: 40819								
Prep Date:	Analysis Date: 2/17/2017	SeqNo: 1278805	Units: µg/L							
Analyte	Result	PQL	SPK value	SPK Ref Val	%REC	LowLimit	HighLimit	%RPD	RPDLimit	Qual
Vinyl chloride	ND	1.0								
Xylenes, Total	ND	1.5								
Surr: 1,2-Dichloroethane-d4	9.1		10.00		90.7	70	130			
Surr: 4-Bromofluorobenzene	9.8		10.00		98.0	70	130			
Surr: Dibromofluoromethane	10		10.00		102	70	130			
Surr: Toluene-d8	10		10.00		100	70	130			

Qualifiers:

- * Value exceeds Maximum Contaminant Level.
- D Sample Diluted Due to Matrix
- H Holding times for preparation or analysis exceeded
- ND Not Detected at the Reporting Limit
- R RPD outside accepted recovery limits
- S % Recovery outside of range due to dilution or matrix
- B Analyte detected in the associated Method Blank
- E Value above quantitation range
- J Analyte detected below quantitation limits
- P Sample pH Not In Range
- RL Reporting Detection Limit
- W Sample container temperature is out of limit as specified

QC SUMMARY REPORT

Hall Environmental Analysis Laboratory, Inc.

WO#: 1702780
23-Feb-17

Client: Souder, Miller and Associates
Project: Edgewood Station BGT

Sample ID lcsd-30268	SampType: LCSD	TestCode: EPA Method 8270C: PAHs								
Client ID: LCSS02	Batch ID: 30268	RunNo: 40880								
Prep Date: 2/17/2017	Analysis Date: 2/21/2017	SeqNo: 1280963	Units: µg/L							
Analyte	Result	PQL	SPK value	SPK Ref Val	%REC	LowLimit	HighLimit	%RPD	RPDLimit	Qual
Benzo(b)fluoranthene	15	0.50	20.00	0	72.7	38	154	8.01	21	
Benzo(a)pyrene	14	0.50	20.00	0	72.2	38.8	153	2.67	24.8	
Dibenz(a,h)anthracene	16	0.50	20.00	0	81.3	39.7	155	14.7	20	
Benzo(g,h,i)perylene	15	0.50	20.00	0	75.7	39.8	154	11.6	20	
Indeno(1,2,3-cd)pyrene	15	0.50	20.00	0	76.6	19.1	153	12.0	20	
Surr: N-hexadecane	60		87.60		67.9	15	176	0	0	
Surr: Benzo(e)pyrene	14		20.00		71.4	15	198	0	0	

Sample ID mb-30268	SampType: MBLK	TestCode: EPA Method 8270C: PAHs								
Client ID: PBW	Batch ID: 30268	RunNo: 40880								
Prep Date: 2/17/2017	Analysis Date: 2/21/2017	SeqNo: 1280964	Units: µg/L							
Analyte	Result	PQL	SPK value	SPK Ref Val	%REC	LowLimit	HighLimit	%RPD	RPDLimit	Qual
Naphthalene	ND	0.50								
1-Methylnaphthalene	ND	0.50								
2-Methylnaphthalene	ND	0.50								
Acenaphthylene	ND	0.50								
Acenaphthene	ND	0.50								
Fluorene	ND	0.50								
Phenanthrene	ND	0.50								
Anthracene	ND	0.50								
Fluoranthene	ND	0.50								
Pyrene	ND	0.50								
Benz(a)anthracene	ND	0.50								
Chrysene	ND	0.50								
Benzo(b)fluoranthene	ND	0.50								
Benzo(k)fluoranthene	ND	0.50								
Benzo(a)pyrene	ND	0.50								
Dibenz(a,h)anthracene	ND	0.50								
Benzo(g,h,i)perylene	ND	0.50								
Indeno(1,2,3-cd)pyrene	ND	0.50								
Surr: N-hexadecane	62		87.60		71.1	15	176			
Surr: Benzo(e)pyrene	13		20.00		66.2	15	198			

Qualifiers:

- * Value exceeds Maximum Contaminant Level.
- D Sample Diluted Due to Matrix
- H Holding times for preparation or analysis exceeded
- ND Not Detected at the Reporting Limit
- R RPD outside accepted recovery limits
- S % Recovery outside of range due to dilution or matrix
- B Analyte detected in the associated Method Blank
- E Value above quantitation range
- J Analyte detected below quantitation limits
- P Sample pH Not In Range
- RL Reporting Detection Limit
- W Sample container temperature is out of limit as specified

HALL ENVIRONMENTAL ANALYSIS LABORATORY

Hall Environmental Analysis Laboratory
4901 Hawkins NE
Albuquerque, NM 87109
TEL: 505-345-3975 FAX: 505-345-4107
Website: www.hallenvironmental.com

February 23, 2017

Ashley Maxwell
Souder, Miller and Associates
401 W. Broadway
Farmington, NM 87401
TEL: (505) 325-5667
FAX (505) 327-1496

RE: Edgewood Station BGT — OrderNo.: 1702780

Dear Ashley Maxwell:

Hall Environmental Analysis Laboratory received 1 sample(s) on 2/16/2017 for the analyses presented in the following report.

These were analyzed according to EPA procedures or equivalent. To access our accredited tests please go to www.hallenvironmental.com or the state specific web sites. In order to properly interpret your results it is imperative that you review this report in its entirety. See the sample checklist and/or the Chain of Custody for information regarding the sample receipt temperature and preservation. Data qualifiers or a narrative will be provided if the sample analysis or analytical quality control parameters require a flag. When necessary, data qualifiers are provided on both the sample analysis report and the QC summary report, both sections should be reviewed. All samples are reported, as received, unless otherwise indicated. Lab measurement of analytes considered field parameters that require analysis within 15 minutes of sampling such as pH and residual chlorine are qualified as being analyzed outside of the recommended holding time.

Please don't hesitate to contact HEAL for any additional information or clarifications.

ADHS Cert #AZ0682 — NMED-DWB Cert #NM9425 — NMED-Micro Cert #NM0190

Sincerely,

Andy Freeman
Laboratory Manager
4901 Hawkins NE
Albuquerque, NM 87109

Hall Environmental Analysis Laboratory, Inc.

Analytical Report
Lab Order **1702780**
Date Reported: 2/23/2017

CLIENT: Souder, Miller and Associates — **Client Sample ID:** Edgewood BGT
Project: Edgewood Station BGT — **Collection Date:** 2/16/2017 1:30:00 PM
Lab ID: 1702780-001 — **Matrix:** AQUEOUS — **Received Date:** 2/16/2017 2:40:00 PM

Analyses	Result	PQL	Qual	Units	DF	Date Analyzed
EPA METHOD 7470: MERCURY						Analyst: pmf
Mercury	0.0086	0.0010		mg/L	5	2/22/2017 2:29:25 PM
EPA 6010B: TOTAL RECOVERABLE METALS						Analyst: pmf
Arsenic	ND	0.020		mg/L	1	2/21/2017 11:50:06 AM
Barium	0.074	0.020		mg/L	1	2/21/2017 11:50:06 AM
Cadmium	ND	0.0020		mg/L	1	2/21/2017 11:50:06 AM
Chromium	ND	0.0060		mg/L	1	2/21/2017 11:50:06 AM
Lead	ND	0.0050		mg/L	1	2/21/2017 11:50:06 AM
Selenium	ND	0.050		mg/L	1	2/21/2017 11:50:06 AM
Silver	ND	0.0050		mg/L	1	2/21/2017 11:50:06 AM
EPA METHOD 8270C: PAHS						Analyst: DAM
Naphthalene	ND	0.50		µg/L	1	2/21/2017 1:45:03 PM
1-Methylnaphthalene	ND	0.50		µg/L	1	2/21/2017 1:45:03 PM
2-Methylnaphthalene	ND	0.50		µg/L	1	2/21/2017 1:45:03 PM
Acenaphthylene	ND	0.50		µg/L	1	2/21/2017 1:45:03 PM
Acenaphthene	ND	0.50		µg/L	1	2/21/2017 1:45:03 PM
Fluorene	ND	0.50		µg/L	1	2/21/2017 1:45:03 PM
Phenanthrene	ND	0.50		µg/L	1	2/21/2017 1:45:03 PM
Anthracene	ND	0.50		µg/L	1	2/21/2017 1:45:03 PM
Fluoranthene	ND	0.50		µg/L	1	2/21/2017 1:45:03 PM
Pyrene	ND	0.50		µg/L	1	2/21/2017 1:45:03 PM
Benz(a)anthracene	ND	0.50		µg/L	1	2/21/2017 1:45:03 PM
Chrysene	ND	0.50		µg/L	1	2/21/2017 1:45:03 PM
Benzo(b)fluoranthene	ND	0.50		µg/L	1	2/21/2017 1:45:03 PM
Benzo(k)fluoranthene	ND	0.50		µg/L	1	2/21/2017 1:45:03 PM
Benzo(a)pyrene	ND	0.50		µg/L	1	2/21/2017 1:45:03 PM
Dibenz(a,h)anthracene	ND	0.50		µg/L	1	2/21/2017 1:45:03 PM
Benzo(g,h,i)perylene	ND	0.50		µg/L	1	2/21/2017 1:45:03 PM
Indeno(1,2,3-cd)pyrene	ND	0.50		µg/L	1	2/21/2017 1:45:03 PM
Surr: n-hexadecane	66.1	15-176		%Rec	1	2/21/2017 1:45:03 PM
Surr: Benzo(e)pyrene	62.3	15-198		%Rec	1	2/21/2017 1:45:03 PM
EPA METHOD 8260B: VOLATILES						Analyst: RAA
Benzene	ND	0.50		mg/L	200	2/17/2017 8:23:00 PM
Toluene	ND	0.20		mg/L	200	2/17/2017 8:23:00 PM
Ethylbenzene	ND	0.20		mg/L	200	2/17/2017 8:23:00 PM
Methyl tert-butyl ether (MTBE)	ND	0.20		mg/L	200	2/17/2017 8:23:00 PM
1,2,4-Trimethylbenzene	ND	0.20		mg/L	200	2/17/2017 8:23:00 PM
1,3,5-Trimethylbenzene	ND	0.20		mg/L	200	2/17/2017 8:23:00 PM
1,2-Dichloroethane (EDC)	ND	0.20		mg/L	200	2/17/2017 8:23:00 PM

Refer to the QC Summary report and sample login checklist for flagged QC data and preservation information.

Qualifiers:
* Value exceeds Maximum Contaminant Level
D Sample Diluted Due to Matrix
H Holding times for preparation or analysis exceeded
ND Not Detected at the Reporting Limit
R RPD outside accepted recovery limits
S % Recovery outside of range due to dilution or matrix
B Analyte detected in the associated Method Blank
E Value above quantitation range
J Analyte detected below quantitation limits
P Sample pH Not In Range
RL Reporting Detection Limit
W Sample container temperature is out of limit as specified

Hall Environmental Analysis Laboratory, Inc.

Analytical Report
Lab Order **1702780**
Date Reported: 2/23/2017

CLIENT: Souder, Miller and Associates — **Client Sample ID:** Edgewood BGT
Project: Edgewood Station BGT — **Collection Date:** 2/16/2017 1:30:00 PM
Lab ID: 1702780-001 — **Matrix:** AQUEOUS — **Received Date:** 2/16/2017 2:40:00 PM

Analyses	Result	PQL	Qual	Units	DF	Date Analyzed
EPA METHOD 8260B: VOLATILES						Analyst: RAA
1,2-Dibromoethane (EDB)	ND	0.20		mg/L	200	2/17/2017 8:23:00 PM
Naphthalene	ND	0.40		mg/L	200	2/17/2017 8:23:00 PM
1-Methylnaphthalene	ND	0.80		mg/L	200	2/17/2017 8:23:00 PM
2-Methylnaphthalene	ND	0.80		mg/L	200	2/17/2017 8:23:00 PM
Acetone	ND	2.0		mg/L	200	2/17/2017 8:23:00 PM
Bromobenzene	ND	0.20		mg/L	200	2/17/2017 8:23:00 PM
Bromodichloromethane	ND	0.20		mg/L	200	2/17/2017 8:23:00 PM
Bromoform	ND	0.20		mg/L	200	2/17/2017 8:23:00 PM
Bromomethane	ND	0.60		mg/L	200	2/17/2017 8:23:00 PM
2-Butanone	ND	2.0		mg/L	200	2/17/2017 8:23:00 PM
Carbon disulfide	ND	2.0		mg/L	200	2/17/2017 8:23:00 PM
Carbon Tetrachloride	ND	0.20		mg/L	200	2/17/2017 8:23:00 PM
Chlorobenzene	ND	0.20		mg/L	200	2/17/2017 8:23:00 PM
Chloroethane	ND	0.40		mg/L	200	2/17/2017 8:23:00 PM
Chloroform	ND	0.20		mg/L	200	2/17/2017 8:23:00 PM
Chloromethane	ND	0.60		mg/L	200	2/17/2017 8:23:00 PM
2-Chlorotoluene	ND	0.20		mg/L	200	2/17/2017 8:23:00 PM
4-Chlorotoluene	ND	0.20		mg/L	200	2/17/2017 8:23:00 PM
cis-1,2-DCE	ND	0.20		mg/L	200	2/17/2017 8:23:00 PM
cis-1,3-Dichloropropene	ND	0.20		mg/L	200	2/17/2017 8:23:00 PM
1,2-Dibromo-3-chloropropane	ND	0.40		mg/L	200	2/17/2017 8:23:00 PM
Dibromochloromethane	ND	0.20		mg/L	200	2/17/2017 8:23:00 PM
Dibromomethane	ND	0.20		mg/L	200	2/17/2017 8:23:00 PM
1,2-Dichlorobenzene	ND	0.20		mg/L	200	2/17/2017 8:23:00 PM
1,3-Dichlorobenzene	ND	0.20		mg/L	200	2/17/2017 8:23:00 PM
1,4-Dichlorobenzene	ND	0.20		mg/L	200	2/17/2017 8:23:00 PM
Dichlorodifluoromethane	ND	0.20		mg/L	200	2/17/2017 8:23:00 PM
1,1-Dichloroethane	ND	0.20		mg/L	200	2/17/2017 8:23:00 PM
1,1-Dichloroethene	ND	0.20		mg/L	200	2/17/2017 8:23:00 PM
1,2-Dichloropropane	ND	0.20		mg/L	200	2/17/2017 8:23:00 PM
1,3-Dichloropropane	ND	0.20		mg/L	200	2/17/2017 8:23:00 PM
2,2-Dichloropropane	ND	0.40		mg/L	200	2/17/2017 8:23:00 PM
1,1-Dichloropropene	ND	0.20		mg/L	200	2/17/2017 8:23:00 PM
Hexachlorobutadiene	ND	0.20		mg/L	200	2/17/2017 8:23:00 PM
2-Hexanone	ND	2.0		mg/L	200	2/17/2017 8:23:00 PM
Isopropylbenzene	ND	0.20		mg/L	200	2/17/2017 8:23:00 PM
4-Isopropyltoluene	ND	0.20		mg/L	200	2/17/2017 8:23:00 PM
4-Methyl-2-pentanone	ND	2.0		mg/L	200	2/17/2017 8:23:00 PM
Methylene Chloride	ND	0.60		mg/L	200	2/17/2017 8:23:00 PM

Refer to the QC Summary report and sample login checklist for flagged QC data and preservation information.

Qualifiers:
* Value exceeds Maximum Contaminant Level
D Sample Diluted Due to Matrix
H Holding times for preparation or analysis exceeded
ND Not Detected at the Reporting Limit
R RPD outside accepted recovery limits
S % Recovery outside of range due to dilution or matrix
B Analyte detected in the associated Method Blank
E Value above quantitation range
J Analyte detected below quantitation limits
P Sample pH Not In Range
RL Reporting Detection Limit
W Sample container temperature is out of limit as specified

Hall Environmental Analysis Laboratory, Inc.

Analytical Report
Lab Order **1702780**
Date Reported: 2/23/2017

CLIENT: Souder, Miller and Associates — **Client Sample ID:** Edgewood BGT
Project: Edgewood Station BGT — **Collection Date:** 2/16/2017 1:30:00 PM
Lab ID: 1702780-001 — **Matrix:** AQUEOUS — **Received Date:** 2/16/2017 2:40:00 PM

Analyses	Result	PQL	Qual	Units	DF	Date Analyzed
EPA METHOD 8260B: VOLATILES						Analyst: RAA
n-Butylbenzene	ND	0.60		mg/L	200	2/17/2017 8:23:00 PM
n-Propylbenzene	ND	0.20		mg/L	200	2/17/2017 8:23:00 PM
sec-Butylbenzene	ND	0.20		mg/L	200	2/17/2017 8:23:00 PM
Styrene	ND	0.20		mg/L	200	2/17/2017 8:23:00 PM
tert-Butylbenzene	ND	0.20		mg/L	200	2/17/2017 8:23:00 PM
1,1,1,2-Tetrachloroethane	ND	0.20		mg/L	200	2/17/2017 8:23:00 PM
1,1,2,2-Tetrachloroethane	ND	0.40		mg/L	200	2/17/2017 8:23:00 PM
Tetrachloroethene (PCE)	ND	0.20		mg/L	200	2/17/2017 8:23:00 PM
trans-1,2-DCE	ND	0.20		mg/L	200	2/17/2017 8:23:00 PM
trans-1,3-Dichloropropene	ND	0.20		mg/L	200	2/17/2017 8:23:00 PM
1,2,3-Trichlorobenzene	ND	0.20		mg/L	200	2/17/2017 8:23:00 PM
1,2,4-Trichlorobenzene	ND	0.20		mg/L	200	2/17/2017 8:23:00 PM
1,1,1-Trichloroethane	ND	0.20		mg/L	200	2/17/2017 8:23:00 PM
1,1,2-Trichloroethane	ND	0.20		mg/L	200	2/17/2017 8:23:00 PM
Trichloroethene (TCE)	ND	0.20		mg/L	200	2/17/2017 8:23:00 PM
Trichlorofluoromethane	ND	0.20		mg/L	200	2/17/2017 8:23:00 PM
1,2,3-Trichloropropane	ND	0.40		mg/L	200	2/17/2017 8:23:00 PM
Vinyl chloride	ND	0.20		mg/L	200	2/17/2017 8:23:00 PM
Xylenes, Total	ND	0.30		mg/L	200	2/17/2017 8:23:00 PM
Surr: 1,2-Dichloroethane-d4	107	70-130		%Rec	200	2/17/2017 8:23:00 PM
Surr: 4-Bromofluorobenzene	101	70-130		%Rec	200	2/17/2017 8:23:00 PM
Surr: Dibromofluoromethane	107	70-130		%Rec	200	2/17/2017 8:23:00 PM
Surr: Toluene-d8	112	70-130		%Rec	200	2/17/2017 8:23:00 PM

Refer to the QC Summary report and sample login checklist for flagged QC data and preservation information.

Qualifiers:
* Value exceeds Maximum Contaminant Level
D Sample Diluted Due to Matrix
H Holding times for preparation or analysis exceeded
ND Not Detected at the Reporting Limit
R RPD outside accepted recovery limits
S % Recovery outside of range due to dilution or matrix
B Analyte detected in the associated Method Blank
E Value above quantitation range
J Analyte detected below quantitation limits
P Sample pH Not In Range
RL Reporting Detection Limit
W Sample container temperature is out of limit as specified

District I
1625 N. French Dr., Hobbs, NM 88240
District II
1301 W. Grand Avenue, Artesia, NM 88210
District III
1000 Rio Brazos Road, Aztec, NM 87410
District IV
1220 S. St. Francis Dr., Santa Fe, NM 87505

State of New Mexico
Energy Minerals and Natural Resources
Oil Conservation Division
1220 South St. Francis Dr.
Santa Fe, NM 87505

2017
Form C-138
Revised 08/01/11

*Surface Waste Management Facility Operator and Generator shall maintain and make this documentation available for Division inspection.

REQUEST FOR APPROVAL TO ACCEPT SOLID WASTE

1. **Generator Name and Address:**
Enterprise Field Services, LLC, 614 Reilly Ave, Farmington NM 87401

2. **Originating Site:**
MAPL San Ysidro Pumping Station

3. **Location of Material (Street Address, City, State or ULSTR):**
U/L F Section 19 Township 15 North Range 2 East; 35.517394, -106.771615

4. **Source and Description of Waste:**
Source: Water/Oil from the Non Exempt WasteWater Tanks and from the compressor skid drains.
Description: Non Exempt/Non-Hazardous Water from the compressor skids.
Estimated Volume 80 yd^3 / bbls Known Volume (to be entered by the operator at the end of the haul) 19 yd^3 / bbls

5. **GENERATOR CERTIFICATION STATEMENT OF WASTE STATUS**

I, Thomas Long, representative or authorized agent for Enterprise Products Operating do hereby certify that according to the Resource Conservation and Recovery Act (RCRA) and the US Environmental Protection Agency's July 1988 regulatory determination, the above described waste is: (Check the appropriate classification)

Generator Signature

☐ RCRA Exempt: Oil field wastes generated from oil and gas exploration and production operations and are not mixed with non-exempt waste. *Operator Use Only: Waste Acceptance Frequency* ☐ *Monthly* ☐ *Weekly* ☐ *Per Load*

☒ RCRA Non-Exempt: Oil field waste which is non-hazardous that does not exceed the minimum standards for waste hazardous by characteristics established in RCRA regulations, 40 CFR 261.21-261.24, or listed hazardous waste as defined in 40 CFR, part 261, subpart D, as amended. The following documentation is attached to demonstrate the above-described waste is non-hazardous. (Check the appropriate items)

☐ MSDS Information ☒ RCRA Hazardous Waste Analysis ☒ Process Knowledge ☐ Other (Provide description in Box 4)

GENERATOR 19.15.36.15 WASTE TESTING CERTIFICATION STATEMENT FOR LANDFARMS

I, Thomas Long, representative for Enterprise Products Operating authorize to complete the required testing/sign the Generator Waste Testing Certification.

Generator Signature

I, _____, representative for Agua Moss, LLC do hereby certify that representative samples of the oil field waste have been subjected to the paint filter test and tested for chloride content and that the samples have been found to conform to the specific requirements applicable to landfarms pursuant to Section 15 of 19.15.36 NMAC. The results of the representative samples are attached to demonstrate the above-described waste conform to the requirements of Section 15 of 19.15.36 NMAC.

5. **Transporter: To Be Determined**

OCD Permitted Surface Waste Management Facility

Name and Facility Permit #: ***Agua Moss, LLC - Permit #: NM-01-009**
Address of Facility: **SW/4 NW/4 Section 2, Township 29N, Range Crouch Mesa, NM**

Method of Treatment and/or Disposal:
☐ Evaporation ☒ Injection ☐ Treating Plant ☐ Landfarm ☐ Landfill ☐ Other

Waste Acceptance Status:
☒ **APPROVED** ☐ **DENIED** (Must Be Maintained As Permanent Record)

PRINT NAME: William Clayton TITLE: Operator DATE: 2/14/17
SIGNATURE: William Clayton TELEPHONE NO.: 505-334-6186
Surface Waste Management Facility Authorized Agent

District I
1625 N. French Dr., Hobbs, NM 88240
District II
1301 W. Grand Avenue, Artesia, NM 88210
District III
1000 Rio Brazos Road, Aztec, NM 87410
District IV
1220 S. St. Francis Dr., Santa Fe, NM 87505

State of New Mexico
Energy Minerals and Natural Resources
Oil Conservation Division
1220 South St. Francis Dr.
Santa Fe, NM 87505

Form C-138
Revised 08/01/11

*Surface Waste Management Facility Operator and Generator shall maintain and make this documentation available for Division inspection.

REQUEST FOR APPROVAL TO ACCEPT SOLID WASTE

1. Generator Name and Address:
Enterprise Field Services, LLC, 614 Reilly Ave, Farmington NM 87401

2. Originating Site:
MAPL San Ysidro Pumping Station

3. Location of Material (Street Address, City, State or ULSTR):
UL F Section 19 Township 15 North Range 2 East; 35.517394, -106.771615

4. Source and Description of Waste:
Source: Water/Oil from the Non Exempt WasteWater Tanks and from the compressor skid drains.
Description: Non Exempt/Non-Hazardous Water from the compressor skids.
Estimated Volume 80 yd^3 / bbls Known Volume (to be entered by the operator at the end of the haul) _____ yd^3 / bbls

5. GENERATOR CERTIFICATION STATEMENT OF WASTE STATUS

I, Thomas Long, representative or authorized agent for Enterprise Products Operating do hereby certify that according to the Resource Conservation and Recovery Act (RCRA) and the US Environmental Protection Agency's July 1988 regulatory determination, the above described waste is: (Check the appropriate classification)

☐ RCRA Exempt: Oil field wastes generated from oil and gas exploration and production operations and are not mixed with non-exempt waste. Operator Use Only: Waste Acceptance Frequency ☐ Monthly ☐ Weekly ☐ Per Load

☒ RCRA Non-Exempt: Oil field waste which is non-hazardous that does not exceed the minimum standards for waste hazardous by characteristics established in RCRA regulations, 40 CFR 261.21-261.24, or listed hazardous waste as defined in 40 CFR, part 261, subpart D, as amended. The following documentation is attached to demonstrate the above-described waste is non-hazardous. (Check the appropriate items)

☐ MSDS Information ☒ RCRA Hazardous Waste Analysis ☒ Process Knowledge ☐ Other (Provide description in Box 4)

GENERATOR 19.15.36.15 WASTE TESTING CERTIFICATION STATEMENT FOR LANDFARMS

I, Thomas Long, representative for Enterprise Products Operating authorize to complete the required testing/sign the Generator Waste Testing Certification.

I, _____, representative for Agua Moss, LLC do hereby certify that representative samples of the oil field waste have been subjected to the paint filter test and tested for chloride content and that the samples have been found to conform to the specific requirements applicable to landfarms pursuant to Section 15 of 19.15.36 NMAC. The results of the representative samples are attached to demonstrate the above-described waste conform to the requirements of Section 15 of 19.15.36 NMAC.

5. Transporter: To Be Determined

OCD Permitted Surface Waste Management Facility

Name and Facility Permit #: *Agua Moss, LLC - Permit #: NM-01-009
Address of Facility: SW/4 NW/4 Section 2, Township 29N, Range Crouch Mesa, NM

Method of Treatment and/or Disposal:
☐ Evaporation ☒ Injection ☐ Treating Plant ☐ Landfarm ☐ Landfill ☐ Other

Waste Acceptance Status:
☐ APPROVED ☐ DENIED (Must Be Maintained As Permanent Record)

PRINT NAME: _____ TITLE: _____ DATE: _____
SIGNATURE: _____ TELEPHONE NO.: _____
Surface Waste Management Facility Authorized Agent

Chain-of-Custody Record

HALL ENVIRONMENTAL ANALYSIS LABORATORY
www.hallenvironmental.com
4901 Hawkins NE - Albuquerque, NM 87109
Tel. 505-345-3975 Fax 505-345-4107

Client: SMA
Mailing Address: 401 N Broadway Farmington NM 87401
Phone #: 505-320-7835
email or Fax#: Bentley.maxwell@enterprise.com
QA/QC Package: ☐ Standard ☐ Level 4 (Full Validation)
Accreditation: ☐ Standard ☐ Other ☐ NELAP ☐ EDD (Type)
Turn-Around Time: ☐ Standard ☐ Rush
Project Name: San Ysidro
Project #: San Ysidro Non Exempt BGT
Project Manager: Bentley Maxwell Tom Long
Sampler: Tom Long
On Ice: ☒ Yes ☐ No
Sample Temperature: 1.0°

Date	Time	Matrix	Sample Request: ID	Container Type and #	Preservative Type	HEAL No. 1702-665
2/13/17	9:10	H2O	Non Exempt BGT	1 Glass Jars	Ice	-001

Analysis Request: BTEX + MTBE + TMB's (8021); BTEX + MTBE + TPH (Gas only); TPH 8015B (GRO / DRO / MRO); TPH (Method 418.1); EDB (Method 504.1); PAH's (8310 or 8270SIMS); RCRA 8 Metals TCLP; Anions (F, Cl, NO3, NO2, PO4, SO4); 8081 Pesticides / 8082 PCB's; 8260B (VOA); 8270 (Semi-VOA); Air Bubbles (Y or N)

Remarks: Send Full List Report! TCLP Compound at TCLP limits Tom Long | Enterprise

Relinquished by: [signature] Date: 2/13/17 Time: 1710
Received by: [signature] Date: 2/13/17 Time: 1710
Relinquished by: [signature] Date: 2/13/17 Time: 1800
Received by: [signature] Date: 2/13/17 Time: 1800

Submitting samples implies that you have read and agree with the terms and conditions of our contract. Any subcontracted data will be clearly notated on the analytical report.

HALL ENVIRONMENTAL ANALYSIS LABORATORY

Hall Environmental Analysis Laboratory
4901 Hawkins NE
Albuquerque, NM 87109
TEL: 505.345.3975 FAX: 505.345.4107
Website: www.hallenvironmental.com

Sample Log-In Check List

Client Name: SMA-FARM Work Order Number: 1702665 RcptNo: 1

Received by/date: AT 02/14/17
Logged By: Andy Janssen 2/14/2017 7:00:00 AM
Completed By: Andy Janssen 02/14/17
Reviewed By: RC 02/14/17

Chain of Custody

1. Custody seals intact on sample bottles? Yes ☐ No ☐ Not Present ☑
2. Is Chain of Custody complete? Yes ☑ No ☐ Not Present ☐
3. How was the sample delivered? Courier

Log In

4. Was an attempt made to cool the samples? Yes ☑ No ☐ NA ☐
5. Were all samples received at a temperature of >0° C to 6.0°C Yes ☑ No ☐ NA ☐
6. Sample(s) in proper container(s)? Yes ☑ No ☐
7. Sufficient sample volume for indicated test(s)? Yes ☑ No ☐
8. Are samples (except VOA and ONG) properly preserved? Yes ☑ No ☐
9. Was preservative added to bottles? Yes ☐ No ☑ NA ☐
10. VOA vials have zero headspace? Yes ☐ No ☐ No VOA Vials ☑
11. Were any sample containers received broken? Yes ☐ No ☑
12. Does paperwork match bottle labels? (Note discrepancies on chain of custody) Yes ☑ No ☐ # of preserved bottles checked for pH: 1 (<2 or >12 unless noted) Adjusted? NO
13. Are matrices correctly identified on Chain of Custody? Yes ☑ No ☐
14. Is it clear what analyses were requested? Yes ☑ No ☐
15. Were all holding times able to be met? (If no, notify customer for authorization.) Yes ☑ No ☐ Checked by: RC

Special Handling (if applicable)

16. Was client notified of all discrepancies with this order? Yes ☐ No ☐ NA ☑
Person Notified: _____ Date: _____
By Whom: _____ Via: ☐ eMail ☐ Phone ☐ Fax ☐ In Person
Regarding: _____
Client Instructions: _____

17. Additional remarks:

18. Cooler Information

Cooler No	Temp °C	Condition	Seal Intact	Seal No	Seal Date	Signed By
1	1.0	Good	Yes			

QC SUMMARY REPORT
Hall Environmental Analysis Laboratory, Inc.

WO#: 1702605
22-Feb-17

Client: Souder, Miller and Associates
Project: San Ysidro

Sample ID MB-30292	SampType: MBLK	TestCode: EPA 6010B: Total Recoverable Metals	
Client ID: PBW	Batch ID: 30292	RunNo: 40875	
Prep Date: 2/20/2017	Analysis Date: 2/21/2017	SeqNo: 1260535	Units: mg/L

Analyte	Result	PQL	SPK value	SPK Ref Val	%REC	LowLimit	HighLimit	%RPD	RPDLimit	Qual
Arsenic	ND	0.020								
Barium	ND	0.020								
Cadmium	ND	0.0020								
Chromium	ND	0.0060								
Lead	ND	0.0050								
Selenium	ND	0.050								
Silver	ND	0.0050								

Sample ID LCS-30292	SampType: LCS	TestCode: EPA 6010B: Total Recoverable Metals	
Client ID: LCSW	Batch ID: 30292	RunNo: 40875	
Prep Date: 2/20/2017	Analysis Date: 2/21/2017	SeqNo: 1260536	Units: mg/L

Analyte	Result	PQL	SPK value	SPK Ref Val	%REC	LowLimit	HighLimit	%RPD	RPDLimit	Qual
Arsenic	0.49	0.020	0.5000	0	98.1	80	120			
Barium	0.49	0.020	0.5000	0	98.6	80	120			
Cadmium	0.49	0.0020	0.5000	0	97.8	80	120			
Chromium	0.49	0.0060	0.5000	0	97.4	80	120			
Lead	0.48	0.0050	0.5000	0	96.7	80	120			
Selenium	0.49	0.050	0.5000	0	98.8	80	120			
Silver	0.099	0.0050	0.1000	0	99.8	80	120			

Qualifiers:

- * Value exceeds Maximum Contaminant Level
- D Sample Diluted Due to Matrix
- H Holding times for preparation or analysis exceeded
- ND Not Detected at the Reporting Limit
- R RPD outside accepted recovery limits
- S % Recovery outside of range due to dilution or matrix
- B Analyte detected in the associated Method Blank
- E Value above quantitation range
- J Analyte detected below quantitation limits
- P Sample pH Not In Range
- RL Reporting Detection Limit
- W Sample container temperature is out of limit as specified

QC SUMMARY REPORT
Hall Environmental Analysis Laboratory, Inc.

WO#: 1702605
22-Feb-17

Client: Souder, Miller and Associates
Project: San Ysidro

Sample ID MB-30261	SampType: MBLK	TestCode: EPA Method 7470: Mercury	
Client ID: PBW	Batch ID: 30261	RunNo: 40811	
Prep Date: 2/16/2017	Analysis Date: 2/16/2017	SeqNo: 1278646	Units: mg/L

Analyte	Result	PQL	SPK value	SPK Ref Val	%REC	LowLimit	HighLimit	%RPD	RPDLimit	Qual
Mercury	ND	0.00020								

Sample ID LCS-30261	SampType: LCS	TestCode: EPA Method 7470: Mercury	
Client ID: LCSW	Batch ID: 30261	RunNo: 40811	
Prep Date: 2/16/2017	Analysis Date: 2/16/2017	SeqNo: 1278649	Units: mg/L

Analyte	Result	PQL	SPK value	SPK Ref Val	%REC	LowLimit	HighLimit	%RPD	RPDLimit	Qual
Mercury	0.0051	0.00020	0.005000	0	102	80	120			

Qualifiers:

- * Value exceeds Maximum Contaminant Level.
- D Sample Diluted Due to Matrix
- H Holding times for preparation or analysis exceeded
- ND Not Detected at the Reporting Limit
- R RPD outside accepted recovery limits
- S % Recovery outside of range due to dilution or matrix
- B Analyte detected in the associated Method Blank
- E Value above quantitation range
- J Analyte detected below quantitation limits
- P Sample pH Not In Range
- RL Reporting Detection Limit
- W Sample container temperature is out of limit as specified

QC SUMMARY REPORT
Hall Environmental Analysis Laboratory, Inc.

WO#: 1702605
22-Feb-17

Client: Souder, Miller and Associates
Project: San Ysidro

Sample ID lcsd-30268	SampType: LCSD	TestCode: EPA Method 8270C: PAHs	
Client ID: LCSS02	Batch ID: 30268	RunNo: 40880	
Prep Date: 2/17/2017	Analysis Date: 2/21/2017	SeqNo: 1260963	Units: µg/L

Analyte	Result	PQL	SPK value	SPK Ref Val	%REC	LowLimit	HighLimit	%RPD	RPDLimit	Qual
Benzo(k)fluoranthene	15	0.50	20.00	0	72.7	38	154	8.01	21	
Benzo(a)pyrene	14	0.50	20.00	0	72.2	38.8	153	2.67	24.8	
Dibenz(a,h)anthracene	16	0.50	20.00	0	81.3	39.7	155	12.7	26	
Benzo(g,h,i)perylene	15	0.50	20.00	0	75.7	39.6	154	11.6	20	
Indeno(1,2,3-cd)pyrene	15	0.50	20.00	0	76.8	19.1	153	12.0	20	
Surr: N-hexadecane	60		87.60		67.9	15	176	0	0	
Surr: Benzo(e)pyrene	14		20.00		71.4	15	198	0	0	

Sample ID mb-30268	SampType: MBLK	TestCode: EPA Method 8270C: PAHs	
Client ID: PBW	Batch ID: 30268	RunNo: 40880	
Prep Date: 2/17/2017	Analysis Date: 2/21/2017	SeqNo: 1260964	Units: µg/L

Analyte	Result	PQL	SPK value	SPK Ref Val	%REC	LowLimit	HighLimit	%RPD	RPDLimit	Qual
Naphthalene	ND	0.50								
1-Methylnaphthalene	ND	0.50								
2-Methylnaphthalene	ND	0.50								
Acenaphthylene	ND	0.50								
Acenaphthene	ND	0.50								
Fluorene	ND	0.50								
Phenanthrene	ND	0.50								
Anthracene	ND	0.50								
Fluoranthene	ND	0.50								
Pyrene	ND	0.50								
Benz(a)anthracene	ND	0.50								
Chrysene	ND	0.50								
Benzo(b)fluoranthene	ND	0.50								
Benzo(k)fluoranthene	ND	0.50								
Benzo(a)pyrene	ND	0.50								
Dibenz(a,h)anthracene	ND	0.50								
Benzo(g,h,i)perylene	ND	0.50								
Indeno(1,2,3-cd)pyrene	ND	0.50								
Surr: N-hexadecane	62		87.60		71.1	15	176			
Surr: Benzo(e)pyrene	13		20.00		66.2	15	198			

Qualifiers:

- * Value exceeds Maximum Contaminant Level
- D Sample Diluted Due to Matrix
- H Holding times for preparation or analysis exceeded
- ND Not Detected at the Reporting Limit
- R RPD outside accepted recovery limits
- S % Recovery outside of range due to dilution or matrix
- B Analyte detected in the associated Method Blank
- E Value above quantitation range
- J Analyte detected below quantitation limits
- P Sample pH Not In Range
- RL Reporting Detection Limit
- W Sample container temperature is out of limit as specified

QC SUMMARY REPORT
Hall Environmental Analysis Laboratory, Inc.

WO#: 1702605
22-Feb-17

Client: Souder, Miller and Associates
Project: San Ysidro

Sample ID lcs-30268	SampType: LCS	TestCode: EPA Method 8270C: PAHs	
Client ID: LCSW	Batch ID: 30268	RunNo: 40880	
Prep Date: 2/17/2017	Analysis Date: 2/21/2017	SeqNo: 1260962	Units: µg/L

Analyte	Result	PQL	SPK value	SPK Ref Val	%REC	LowLimit	HighLimit	%RPD	RPDLimit	Qual
Naphthalene	13	0.50	20.00	0	65.1	37.4	120			
1-Methylnaphthalene	13	0.50	20.00	0	62.9	39.3	121			
2-Methylnaphthalene	13	0.50	20.00	0	64.4	37.8	122			
Acenaphthylene	15	0.50	20.00	0	72.8	37	124			
Acenaphthene	15	0.50	20.00	0	76.3	35.6	123			
Fluorene	16	0.50	20.00	0	78.1	35.2	122			
Phenanthrene	15	0.50	20.00	0	74.2	38.8	122			
Anthracene	15	0.50	20.00	0	73.8	37.5	125			
Fluoranthene	15	0.50	20.00	0	73.5	37.4	131			
Pyrene	16	0.50	20.00	0	79.2	27.5	140			
Benz(a)anthracene	15	0.50	20.00	0	75.8	25.4	131			
Chrysene	14	0.50	20.00	0	71.0	33.6	155			
Benzo(b)fluoranthene	14	0.50	20.00	0	72.5	39	153			
Benzo(k)fluoranthene	13	0.50	20.00	0	67.1	38	154			
Benzo(a)pyrene	14	0.50	20.00	0	70.3	38.6	153			
Dibenz(a,h)anthracene	14	0.50	20.00	0	71.6	39.7	155			
Benzo(g,h,i)perylene	13	0.50	20.00	0	67.4	39.6	154			
Indeno(1,2,3-cd)pyrene	14	0.50	20.00	0	67.9	19.1	153			
Surr: N-hexadecane	61		87.60		69.8	15	176			
Surr: Benzo(e)pyrene	14		20.00		69.8	15	198			

Sample ID lcsd-30268	SampType: LCSD	TestCode: EPA Method 8270C: PAHs	
Client ID: LCSS02	Batch ID: 30268	RunNo: 40880	
Prep Date: 2/17/2017	Analysis Date: 2/21/2017	SeqNo: 1260963	Units: µg/L

Analyte	Result	PQL	SPK value	SPK Ref Val	%REC	LowLimit	HighLimit	%RPD	RPDLimit	Qual
Naphthalene	11	0.50	20.00	0	53.0	37.4	120	20.5	20	R
1-Methylnaphthalene	11	0.50	20.00	0	56.0	39.3	121	11.6	26.8	
2-Methylnaphthalene	12	0.50	20.00	0	59.5	37.8	122	7.91	23.8	
Acenaphthylene	12	0.50	20.00	0	58.6	37	124	21.3	28.6	
Acenaphthene	13	0.50	20.00	0	64.1	35.6	123	17.4	27	
Fluorene	14	0.50	20.00	0	68.8	35.2	122	12.7	25.7	
Phenanthrene	15	0.50	20.00	0	75.9	38.8	122	2.27	20	
Anthracene	15	0.50	20.00	0	72.8	37.5	125	1.36	21.2	
Fluoranthene	16	0.50	20.00	0	78.8	37.4	131	6.96	21.8	
Pyrene	14	0.50	20.00	0	68.9	27.5	140	12.9	31.1	
Benz(a)anthracene	15	0.50	20.00	0	76.9	25.4	141	1.44	26.6	
Chrysene	15	0.50	20.00	0	76.9	33.6	155	7.98	21.2	
Benzo(b)fluoranthene	16	0.50	20.00	0	77.6	39	153	6.07	20	

Qualifiers:

- * Value exceeds Maximum Contaminant Level
- D Sample Diluted Due to Matrix
- H Holding times for preparation or analysis exceeded
- ND Not Detected at the Reporting Limit
- R RPD outside accepted recovery limits
- S % Recovery outside of range due to dilution or matrix
- B Analyte detected in the associated Method Blank
- E Value above quantitation range
- J Analyte detected below quantitation limits
- P Sample pH Not In Range
- RL Reporting Detection Limit
- W Sample container temperature is out of limit as specified

QC SUMMARY REPORT
Hall Environmental Analysis Laboratory, Inc.

WO#: 1702605
23-Feb-17

Client: Souder, Miller and Associates
Project: San Ysidro

Sample ID: rb | SampType: MBLK | TestCode: EPA Method 8260B: VOLATILES
Client ID: PBW | Batch ID: A40747 | RunNo: 40747
Prep Date: | Analysis Date: 2/15/2017 | SeqNo: 1277596 | Units: µg/L

Analyte	Result	PQL	SPK value	SPK Ref Val	%REC	LowLimit	HighLimit	%RPD	RPDLimit	Qual
Vinyl chloride	ND	2.0								
Xylenes, Total	ND	1.5								
Surr: 1,2-Dichloroethane-d4	8.6		10.00		86.3	70	130			
Surr: 4-Bromofluorobenzene	10		10.00		101	70	130			
Surr: Dibromofluoromethane	9.7		10.00		97.3	70	130			
Surr: Toluene-d8	10		10.00		104	70	130			

Qualifiers:
- * Value exceeds Maximum Contaminant Level
- D Sample Diluted Due to Matrix
- H Holding times for preparation or analysis exceeded
- ND Not Detected at the Reporting Limit
- R RPD outside accepted recovery limits
- S % Recovery outside of range due to dilution or matrix
- B Analyte detected in the associated Method Blank
- E Value above quantitation range
- J Analyte detected below quantitation limits
- P Sample pH Not In Range
- RL Reporting Detection Limit
- W Sample container temperature is out of limit as specified

QC SUMMARY REPORT
Hall Environmental Analysis Laboratory, Inc.

WO#: 1702605
23-Feb-17

Client: Souder, Miller and Associates
Project: San Ysidro

Sample ID: rb | SampType: MBLK | TestCode: EPA Method 8260B: VOLATILES
Client ID: PBW | Batch ID: A40747 | RunNo: 40747
Prep Date: | Analysis Date: 2/15/2017 | SeqNo: 1277596 | Units: µg/L

Analyte	Result	PQL	SPK value	SPK Ref Val	%REC	LowLimit	HighLimit	%RPD	RPDLimit	Qual
4-Chlorotoluene	ND	1.0								
cis-1,2-DCE	ND	1.0								
cis-1,3-Dichloropropene	ND	1.0								
1,2-Dibromo-3-chloropropane	ND	2.0								
Dibromochloromethane	ND	1.0								
Dibromomethane	ND	1.0								
1,2-Dichlorobenzene	ND	1.0								
1,3-Dichlorobenzene	ND	1.0								
1,4-Dichlorobenzene	ND	1.0								
Dichlorodifluoromethane	ND	1.0								
1,1-Dichloroethane	ND	1.0								
1,1-Dichloroethene	ND	1.0								
1,2-Dichloropropane	ND	1.0								
1,3-Dichloropropane	ND	1.0								
2,2-Dichloropropane	ND	2.0								
1,1-Dichloropropene	ND	1.0								
Hexachlorobutadiene	ND	1.0								
2-Hexanone	ND	10								
Isopropylbenzene	ND	1.0								
4-Isopropyltoluene	ND	1.0								
4-Methyl-2-pentanone	ND	10								
Methylene Chloride	ND	3.0								
n-Butylbenzene	ND	3.0								
n-Propylbenzene	ND	1.0								
sec-Butylbenzene	ND	1.0								
Styrene	ND	1.0								
tert-Butylbenzene	ND	1.0								
1,1,1,2-Tetrachloroethane	ND	1.0								
1,1,2,2-Tetrachloroethane	ND	2.0								
Tetrachloroethene (PCE)	ND	1.0								
trans-1,2-DCE	ND	1.0								
trans-1,3-Dichloropropene	ND	1.0								
1,2,3-Trichlorobenzene	ND	1.0								
1,2,4-Trichlorobenzene	ND	1.0								
1,1,1-Trichloroethane	ND	1.0								
1,1,2-Trichloroethane	ND	1.0								
Trichloroethene (TCE)	ND	1.0								
Trichlorofluoromethane	ND	1.0								
1,2,3-Trichloropropane	ND	2.0								

Qualifiers:
- * Value exceeds Maximum Contaminant Level.
- D Sample Diluted Due to Matrix
- H Holding times for preparation or analysis exceeded
- ND Not Detected at the Reporting Limit
- R RPD outside accepted recovery limits
- S % Recovery outside of range due to dilution or matrix
- B Analyte detected in the associated Method Blank
- E Value above quantitation range
- J Analyte detected below quantitation limits
- P Sample pH Not In Range
- RL Reporting Detection Limit
- W Sample container temperature is out of limit as specified

QC SUMMARY REPORT
Hall Environmental Analysis Laboratory, Inc.

WO#: 1702605
23-Feb-17

Client: Souder, Miller and Associates
Project: San Ysidro

Sample ID: 100ng lcs | SampType: LCS | TestCode: EPA Method 8260B: VOLATILES
Client ID: LCSW | Batch ID: A40747 | RunNo: 40747
Prep Date: | Analysis Date: 2/15/2017 | SeqNo: 1277593 | Units: µg/L

Analyte	Result	PQL	SPK value	SPK Ref Val	%REC	LowLimit	HighLimit	%RPD	RPDLimit	Qual
Benzene	20	1.0	20.00	0	101	70	130			
Toluene	22	1.0	20.00	0	111	70	130			
Chlorobenzene	23	1.0	20.00	0	116	70	130			
1,1-Dichloroethene	21	1.0	20.00	0	104	70	130			
Trichloroethene (TCE)	20	1.0	20.00	0	99.5	70	130			
Surr: 1,2-Dichloroethane-d4	8.6		10.00		85.9	70	130			
Surr: 4-Bromofluorobenzene	10		10.00		102	70	130			
Surr: Dibromofluoromethane	9.4		10.00		94.4	70	130			
Surr: Toluene-d8	10		10.00		103	70	130			

Sample ID: rb | SampType: MBLK | TestCode: EPA Method 8260B: VOLATILES
Client ID: PBW | Batch ID: A40747 | RunNo: 40747
Prep Date: | Analysis Date: 2/15/2017 | SeqNo: 1277596 | Units: µg/L

Analyte	Result	PQL	SPK value	SPK Ref Val	%REC	LowLimit	HighLimit	%RPD	RPDLimit	Qual
Benzene	ND	1.0								
Toluene	ND	1.0								
Ethylbenzene	ND	1.0								
Methyl tert-butyl ether (MTBE)	ND	1.0								
1,2,4-Trimethylbenzene	ND	1.0								
1,3,5-Trimethylbenzene	ND	1.0								
1,2-Dichloroethane (EDC)	ND	1.0								
1,2-Dibromoethane (EDB)	ND	1.0								
Naphthalene	ND	2.0								
1-Methylnaphthalene	ND	4.0								
2-Methylnaphthalene	ND	4.0								
Acetone	ND	10								
Bromobenzene	ND	1.0								
Bromodichloromethane	ND	1.0								
Bromoform	ND	1.0								
Bromomethane	ND	3.0								
2-Butanone	ND	10								
Carbon disulfide	ND	10								
Carbon Tetrachloride	ND	1.0								
Chlorobenzene	ND	1.0								
Chloroethane	ND	2.0								
Chloroform	ND	1.0								
Chloromethane	ND	3.0								
2-Chlorotoluene	ND	1.0								

Qualifiers:
- * Value exceeds Maximum Contaminant Level.
- D Sample Diluted Due to Matrix
- H Holding times for preparation or analysis exceeded
- ND Not Detected at the Reporting Limit
- R RPD outside accepted recovery limits
- S % Recovery outside of range due to dilution or matrix
- B Analyte detected in the associated Method Blank
- E Value above quantitation range
- J Analyte detected below quantitation limits
- P Sample pH Not In Range
- RL Reporting Detection Limit
- W Sample container temperature is out of limit as specified

Hall Environmental Analysis Laboratory, Inc.

Analytical Report
Lab Order 1702605
Date Reported: 2/22/2017

CLIENT: Souder, Miller and Associates
Client Sample ID: Non Exempt BGT
Project: San Ysidro
Collection Date: 2/13/2017 9:18:00 AM
Lab ID: 1702605-001 **Matrix:** AQUEOUS **Received Date:** 2/14/2017 7:00:00 AM

Analyses	Result	PQL	Qual	Units	DF	Date Analyzed	Batch
EPA METHOD 8260B: VOLATILES							Analyst: BCN
n-Butylbenzene	ND	0.60		mg/L	200	2/15/2017 3:19:00 PM	A40747
n-Propylbenzene	ND	0.20		mg/L	200	2/15/2017 3:19:00 PM	A40747
sec-Butylbenzene	ND	0.20		mg/L	200	2/15/2017 3:19:00 PM	A40747
Styrene	ND	0.20		mg/L	200	2/15/2017 3:19:00 PM	A40747
tert-Butylbenzene	ND	0.20		mg/L	200	2/15/2017 3:19:00 PM	A40747
1,1,1,2-Tetrachloroethane	ND	0.20		mg/L	200	2/15/2017 3:19:00 PM	A40747
1,1,2,2-Tetrachloroethane	ND	0.40		mg/L	200	2/15/2017 3:19:00 PM	A40747
Tetrachloroethene (PCE)	ND	0.20		mg/L	200	2/15/2017 3:19:00 PM	A40747
trans-1,2-DCE	ND	0.20		mg/L	200	2/15/2017 3:19:00 PM	A40747
trans-1,3-Dichloropropene	ND	0.20		mg/L	200	2/15/2017 3:19:00 PM	A40747
1,2,3-Trichlorobenzene	ND	0.20		mg/L	200	2/15/2017 3:19:00 PM	A40747
1,2,4-Trichlorobenzene	ND	0.20		mg/L	200	2/15/2017 3:19:00 PM	A40747
1,1,1-Trichloroethane	ND	0.20		mg/L	200	2/15/2017 3:19:00 PM	A40747
1,1,2-Trichloroethane	ND	0.20		mg/L	200	2/15/2017 3:19:00 PM	A40747
Trichloroethene (TCE)	ND	0.20		mg/L	200	2/15/2017 3:19:00 PM	A40747
Trichlorofluoromethane	ND	0.20		mg/L	200	2/15/2017 3:19:00 PM	A40747
1,2,3-Trichloropropane	ND	0.40		mg/L	200	2/15/2017 3:19:00 PM	A40747
Vinyl chloride	ND	0.20		mg/L	200	2/15/2017 3:19:00 PM	A40747
Xylenes, Total	ND	0.30		mg/L	200	2/15/2017 3:19:00 PM	A40747
Surr: 1,2-Dichloroethane-d4	87.1	70-130		%Rec	200	2/15/2017 3:19:00 PM	A40747
Surr: 4-Bromofluorobenzene	101	70-130		%Rec	200	2/15/2017 3:19:00 PM	A40747
Surr: Dibromofluoromethane	94.9	70-130		%Rec	200	2/15/2017 3:19:00 PM	A40747
Surr: Toluene-d8	100	70-130		%Rec	200	2/15/2017 3:19:00 PM	A40747

Refer to the QC Summary report and sample login checklist for flagged QC data and preservation information.

Qualifiers:
- * Value exceeds Maximum Contaminant Level.
- D Sample Diluted Due to Matrix
- H Holding times for preparation or analysis exceeded
- ND Not Detected at the Reporting Limit
- R RPD outside accepted recovery limits
- S % Recovery outside of range due to dilution or matrix
- B Analyte detected in the associated Method Blank
- E Value above quantitation range
- J Analyte detected below quantitation limits
- P Sample pH Not In Range
- RL Reporting Detection Limit
- W Sample container temperature is out of limit as specified

Hall Environmental Analysis Laboratory, Inc.

Analytical Report
Lab Order 1702605
Date Reported: 2/22/2017

CLIENT: Souder, Miller and Associates
Project: San Ysidro
Lab ID: 1702605-001 **Matrix:** AQUEOUS

Client Sample ID: Non Exempt BGT
Collection Date: 2/13/2017 9:18:00 AM
Received Date: 2/14/2017 7:00:00 AM

Analyses	Result	PQL	Qual	Units	DF	Date Analyzed	Batch
EPA METHOD 8260B: VOLATILES						Analyst: BCN	
1,2-Dibromoethane (EDB)	ND	0.20		mg/L	200	2/15/2017 3:19:00 PM	A40747
Naphthalene	ND	0.40		mg/L	200	2/15/2017 3:19:00 PM	A40747
1-Methylnaphthalene	ND	0.80		mg/L	200	2/15/2017 3:19:00 PM	A40747
2-Methylnaphthalene	ND	0.80		mg/L	200	2/15/2017 3:19:00 PM	A40747
Acetone	ND	2.0		mg/L	200	2/15/2017 3:19:00 PM	A40747
Bromobenzene	ND	0.20		mg/L	200	2/15/2017 3:19:00 PM	A40747
Bromodichloromethane	ND	0.20		mg/L	200	2/15/2017 3:19:00 PM	A40747
Bromoform	ND	0.20		mg/L	200	2/15/2017 3:19:00 PM	A40747
Bromomethane	ND	0.60		mg/L	200	2/15/2017 3:19:00 PM	A40747
2-Butanone	ND	2.0		mg/L	200	2/15/2017 3:19:00 PM	A40747
Carbon disulfide	ND	2.0		mg/L	200	2/15/2017 3:19:00 PM	A40747
Carbon Tetrachloride	ND	0.20		mg/L	200	2/15/2017 3:19:00 PM	A40747
Chlorobenzene	ND	0.20		mg/L	200	2/15/2017 3:19:00 PM	A40747
Chloroethane	ND	0.40		mg/L	200	2/15/2017 3:19:00 PM	A40747
Chloroform	ND	0.20		mg/L	200	2/15/2017 3:19:00 PM	A40747
Chloromethane	ND	0.60		mg/L	200	2/15/2017 3:19:00 PM	A40747
2-Chlorotoluene	ND	0.20		mg/L	200	2/15/2017 3:19:00 PM	A40747
4-Chlorotoluene	ND	0.20		mg/L	200	2/15/2017 3:19:00 PM	A40747
cis-1,2-DCE	ND	0.20		mg/L	200	2/15/2017 3:19:00 PM	A40747
cis-1,3-Dichloropropene	ND	0.20		mg/L	200	2/15/2017 3:19:00 PM	A40747
1,2-Dibromo-3-chloropropane	ND	0.40		mg/L	200	2/15/2017 3:19:00 PM	A40747
Dibromochloromethane	ND	0.20		mg/L	200	2/15/2017 3:19:00 PM	A40747
Dibromomethane	ND	0.20		mg/L	200	2/15/2017 3:19:00 PM	A40747
1,2-Dichlorobenzene	ND	0.20		mg/L	200	2/15/2017 3:19:00 PM	A40747
1,3-Dichlorobenzene	ND	0.20		mg/L	200	2/15/2017 3:19:00 PM	A40747
1,4-Dichlorobenzene	ND	0.20		mg/L	200	2/15/2017 3:19:00 PM	A40747
Dichlorodifluoromethane	ND	0.20		mg/L	200	2/15/2017 3:19:00 PM	A40747
1,1-Dichloroethane	ND	0.20		mg/L	200	2/15/2017 3:19:00 PM	A40747
1,1-Dichloroethene	ND	0.20		mg/L	200	2/15/2017 3:19:00 PM	A40747
1,2-Dichloropropane	ND	0.20		mg/L	200	2/15/2017 3:19:00 PM	A40747
1,3-Dichloropropane	ND	0.20		mg/L	200	2/15/2017 3:19:00 PM	A40747
2,2-Dichloropropane	ND	0.40		mg/L	200	2/15/2017 3:19:00 PM	A40747
1,1-Dichloropropene	ND	0.20		mg/L	200	2/15/2017 3:19:00 PM	A40747
Hexachlorobutadiene	ND	0.20		mg/L	200	2/15/2017 3:19:00 PM	A40747
2-Hexanone	ND	2.0		mg/L	200	2/15/2017 3:19:00 PM	A40747
Isopropylbenzene	ND	0.20		mg/L	200	2/15/2017 3:19:00 PM	A40747
4-Isopropyltoluene	ND	0.20		mg/L	200	2/15/2017 3:19:00 PM	A40747
4-Methyl-2-pentanone	ND	2.0		mg/L	200	2/15/2017 3:19:00 PM	A40747
Methylene Chloride	ND	0.60		mg/L	200	2/15/2017 3:19:00 PM	A40747

Refer to the QC Summary report and sample login checklist for flagged QC data and preservation information.

Qualifiers:
- * Value exceeds Maximum Contaminant Level.
- D Sample Diluted Due to Matrix
- H Holding times for preparation or analysis exceeded
- ND Not Detected at the Reporting Limit
- R RPD outside accepted recovery limits
- S % Recovery outside of range due to dilution or matrix
- B Analyte detected in the associated Method Blank
- E Value above quantitation range
- J Analyte detected below quantitation limits
- P Sample pH Not In Range
- RL Reporting Detection Limit
- W Sample container temperature is out of limit as specified

Hall Environmental Analysis Laboratory, Inc.

Analytical Report
Lab Order 1702605
Date Reported: 2/22/2017

CLIENT: Souder, Miller and Associates
Project: San Ysidro
Lab ID: 1702605-001 **Matrix:** AQUEOUS

Client Sample ID: Non Exempt BGT
Collection Date: 2/13/2017 9:18:00 AM
Received Date: 2/14/2017 7:00:00 AM

Analyses	Result	PQL	Qual	Units	DF	Date Analyzed	Batch
EPA METHOD 7470: MERCURY						Analyst: pmf	
Mercury	ND	0.00020		mg/L	1	2/16/2017 8:11:12 PM	30261
EPA 6010B: TOTAL RECOVERABLE METALS						Analyst: pmf	
Arsenic	ND	0.020		mg/L	1	2/21/2017 11:45:53 AM	30292
Barium	ND	0.020		mg/L	1	2/21/2017 11:45:53 AM	30292
Cadmium	ND	0.0020		mg/L	1	2/21/2017 11:45:53 AM	30292
Chromium	ND	0.0060		mg/L	1	2/21/2017 11:45:53 AM	30292
Lead	ND	0.0050		mg/L	1	2/21/2017 11:45:53 AM	30292
Selenium	ND	0.050		mg/L	1	2/21/2017 11:45:53 AM	30292
Silver	ND	0.0060		mg/L	1	2/21/2017 11:45:53 AM	30292
EPA METHOD 8270C: PAHS						Analyst: DAM	
Naphthalene	ND	0.50		µg/L	1	2/21/2017 1:20:47 PM	30268
1-Methylnaphthalene	ND	0.50		µg/L	1	2/21/2017 1:20:47 PM	30268
2-Methylnaphthalene	ND	0.50		µg/L	1	2/21/2017 1:20:47 PM	30268
Acenaphthylene	ND	0.50		µg/L	1	2/21/2017 1:20:47 PM	30268
Acenaphthene	ND	0.50		µg/L	1	2/21/2017 1:20:47 PM	30268
Fluorene	ND	0.50		µg/L	1	2/21/2017 1:20:47 PM	30268
Phenanthrene	ND	0.50		µg/L	1	2/21/2017 1:20:47 PM	30268
Anthracene	ND	0.50		µg/L	1	2/21/2017 1:20:47 PM	30268
Fluoranthene	ND	0.50		µg/L	1	2/21/2017 1:20:47 PM	30268
Pyrene	ND	0.50		µg/L	1	2/21/2017 1:20:47 PM	30268
Benz(a)anthracene	ND	0.50		µg/L	1	2/21/2017 1:20:47 PM	30268
Chrysene	ND	0.50		µg/L	1	2/21/2017 1:20:47 PM	30268
Benzo(b)fluoranthene	ND	0.50		µg/L	1	2/21/2017 1:20:47 PM	30268
Benzo(k)fluoranthene	ND	0.50		µg/L	1	2/21/2017 1:20:47 PM	30268
Benzo(a)pyrene	ND	0.50		µg/L	1	2/21/2017 1:20:47 PM	30268
Dibenz(a,h)anthracene	ND	0.50		µg/L	1	2/21/2017 1:20:47 PM	30268
Benzo(g,h,i)perylene	ND	0.50		µg/L	1	2/21/2017 1:20:47 PM	30268
Indeno(1,2,3-cd)pyrene	ND	0.50		µg/L	1	2/21/2017 1:20:47 PM	30268
Surr: N-hexadecane	53.9	15-176		%Rec	1	2/21/2017 1:20:47 PM	30268
Surr: Benzo(e)pyrene	52.6	15-186		%Rec	1	2/21/2017 1:20:47 PM	30268
EPA METHOD 8260B: VOLATILES						Analyst: BCN	
Benzene	ND	0.50		mg/L	200	2/15/2017 3:19:00 PM	A40747
Toluene	ND	0.20		mg/L	200	2/15/2017 3:19:00 PM	A40747
Ethylbenzene	ND	0.20		mg/L	200	2/15/2017 3:19:00 PM	A40747
Methyl tert-butyl ether (MTBE)	ND	0.20		mg/L	200	2/15/2017 3:19:00 PM	A40747
1,2,4-Trimethylbenzene	ND	0.20		mg/L	200	2/15/2017 3:19:00 PM	A40747
1,3,5-Trimethylbenzene	ND	0.20		mg/L	200	2/15/2017 3:19:00 PM	A40747
1,2-Dichloroethane (EDC)	ND	0.20		mg/L	200	2/15/2017 3:19:00 PM	A40747

Refer to the QC Summary report and sample login checklist for flagged QC data and preservation information.

Qualifiers:
- * Value exceeds Maximum Contaminant Level.
- D Sample Diluted Due to Matrix
- H Holding times for preparation or analysis exceeded
- ND Not Detected at the Reporting Limit
- R RPD outside accepted recovery limits
- S % Recovery outside of range due to dilution or matrix
- B Analyte detected in the associated Method Blank
- E Value above quantitation range
- J Analyte detected below quantitation limits
- P Sample pH Not In Range
- RL Reporting Detection Limit
- W Sample container temperature is out of limit as specified

HALL ENVIRONMENTAL ANALYSIS LABORATORY

Hall Environmental Analysis Laboratory
4901 Hawkins NE
Albuquerque, NM 87109
TEL: 505-345-3975 FAX: 505-345-4107
Website: www.hallenvironmental.com

February 22, 2017

Ashley Maxwell
Souder, Miller and Associates
401 W. Broadway
Farmington, NM 87401
TEL: (505) 325-5667
FAX (505) 327-1496

RE: San Ysidro OrderNo.: 1702605

Dear Ashley Maxwell:

Hall Environmental Analysis Laboratory received 1 sample(s) on 2/14/2017 for the analyses presented in the following report.

These were analyzed according to EPA procedures or equivalent. To access our accredited tests please go to www.hallenvironmental.com or the state specific web sites. In order to properly interpret your results it is imperative that you review this report in its entirety. See the sample checklist and/or the Chain of Custody for information regarding the sample receipt temperature and preservation. Data qualifiers or a narrative will be provided if the sample analysis or analytical quality control parameters require a flag. When necessary, data qualifers are provided on both the sample analysis report and the QC summary report, both sections should be reviewed. All samples are reported, as received, unless otherwise indicated. Lab measurement of analytes considered field parameters that require analysis within 15 minutes of sampling such as pH and residual chlorine are qualified as being analyzed outside of the recommended holding time.

Please don't hesitate to contact HEAL for any additional information or clarifications.

ADHS Cert #AZ0682 – NMED-DWB Cert #NM9425 – NMED-Micro Cert #NM0190

Sincerely,

Andy Freeman
Laboratory Manager
4901 Hawkins NE
Albuquerque, NM 87109

District I
1625 N. French Dr., Hobbs, NM 88240
District II
1301 W. Grand Avenue, Artesia, NM 88210
District III
1000 Rio Brazos Road, Aztec, NM 87410
District IV
1220 S. St. Francis Dr., Santa Fe, NM 87505

State of New Mexico
Energy Minerals and Natural Resources
Oil Conservation Division
1220 South St. Francis Dr.
Santa Fe, NM 87505

2-2-17

Form C-138
Revised 08/01/11

*Surface Waste Management Facility Operator and Generator shall maintain and make this documentation available for Division inspection.

REQUEST FOR APPROVAL TO ACCEPT SOLID WASTE

1. Generator Name and Address:
Enterprise Field Services, LLC, 614 Reilly Ave, Farmington NM 87401

2. Originating Site:
MAPL Dolores Pumping Station

3. Location of Material (Street Address, City, State or ULSTR):
SE ¼ Section 31 Township 37 North Range 15 West; 38.7416799, -108.433635

4. Source and Description of Waste:
Source: Water/Oil from the Non Exempt WasteWater Tanks and from the compressor skid drains.
Description: Non Exempt/Non-Hazardous Water from the compressor skids.
Estimated Volume 80 yd³ / bbls Known Volume (to be entered by the operator at the end of the haul) 10 yd³ / bbls

5. GENERATOR CERTIFICATION STATEMENT OF WASTE STATUS

I, Thomas Long, representative or authorized agent for Enterprise Products Operating do hereby certify that according to the Resource Conservation and Recovery Act (RCRA) and the US Environmental Protection Agency's July 1988 regulatory determination, the above described waste is: (Check the appropriate classification)

☐ RCRA Exempt: Oil field wastes generated from oil and gas exploration and production operations and are not mixed with non-exempt waste. *Operator Use Only: Waste Acceptance Frequency ☐ Monthly ☐ Weekly ☐ Per Load*

☒ RCRA Non-Exempt: Oil field waste which is non-hazardous that does not exceed the minimum standards for waste hazardous by characteristics established in RCRA regulations, 40 CFR 261.21-261.24, or listed hazardous waste as defined in 40 CFR, part 261, subpart D, as amended. The following documentation is attached to demonstrate the above-described waste is non-hazardous. (Check the appropriate items)

☐ MSDS Information ☒ RCRA Hazardous Waste Analysis ☒ Process Knowledge ☐ Other (Provide description in Box 4)

GENERATOR 19.15.36.15 WASTE TESTING CERTIFICATION STATEMENT FOR LANDFARMS

I, Thomas Long, representative for Enterprise Products Operating authorize to complete the required testing/sign the Generator Waste Testing Certification.

I, _____, representative for Agua Moss, LLC do hereby certify that representative samples of the oil field waste have been subjected to the paint filter test and tested for chloride content and that the samples have been found to conform to the specific requirements applicable to landfarms pursuant to Section 15 of 19.15.36 NMAC. The results of the representative samples are attached to demonstrate the above-described waste conform to the requirements of Section 15 of 19.15.36 NMAC.

6. Transporter: To Be Determined

OCD Permitted Surface Waste Management Facility

Name and Facility Permit #: ***Agua Moss, LLC - Permit #: NM-01-009**
Address of Facility: **SW/4 NW/4 Section 2, Township 29N, Range Crouch Mesa, NM**

Method of Treatment and/or Disposal:
☐ Evaporation ☒ Injection ☐ Treating Plant ☐ Landfarm ☐ Landfill ☐ Other

Waste Acceptance Status: ☒ **APPROVED** ☐ **DENIED** (Must Be Maintained As Permanent Record)

PRINT NAME: Barry Stokes TITLE: Staff DATE: 2/2/17
SIGNATURE: _____ TELEPHONE NO.: _____
Surface Waste Management Facility Authorized Agent

HALL ENVIRONMENTAL ANALYSIS LABORATORY
www.hallenvironmental.com
4901 Hawkins NE - Albuquerque, NM 87109
Tel. 505-345-3975 Fax 505-345-4107

Chain-of-Custody Record

Client: Souder, Miller & Associates
Mailing Address: 4001 Beaudry Farmington, NM 87401
Phone #: 505-325-7535
email or Fax#: Ashley.Mowell@souderinc.com
QA/QC Package: ☐ Standard ☐ Level 4 (Full Validation)
Accreditation: ☐ NELAP ☐ Other
☐ EDD (Type)

Turn-Around Time: ☒ Standard ☐ Rush
Project Name: Dolores Station
Project #:
Project Manager: Ashley Mowell, Tom Long - Enterprise
Sampler: RW & CP
On Ice: ☒ Yes ☐ No
Sample Temperature: 1.6

Date	Time	Matrix	Sample Request ID	Container Type and #	Preservative Type	HEAL No.	BTEX + MTBE + TMB's (8021)	BTEX + MTBE + TPH (Gas only)	TPH 8015B (GRO / DRO / MRO)	TPH (Method 418.1)	EDB (Method 504.1)	PAH's (8310 or 8270 SIMS)	RCRA 8 Metals TCLP	Anions (F,Cl,NO2,NO3,PO4,SO4)	8081 Pesticides / 8082 PCB's	8260B (VOA)	8270 (Semi-VOA)								Air Bubbles (Y or N)
2-2-17	11:15	H2O	Dolores BGT	Various	None	-001										X									
"	"	"	Blank	VOA	HCl	-002										X									

Date: 2-2-17 Time: 1700 Relinquished by: [signature]
Received by: [signature] Date: 2/3/17 Time: 1700
Date: 2/3/17 Time: 1811 Relinquished by: [signature]
Received by: [signature] Date: 02/03/17 Time: 0855

Remarks: Send Full List Report TCLP Compounds At Test Limits. Include Enterprise CF Form Labels

Turnaround time is based on business days. Samples submitted to Hall Environmental may be subcontracted to other accredited laboratories. This serves as notice of this possibility. Any subcontracted data will be clearly notated on the analytical report.

HALL ENVIRONMENTAL ANALYSIS LABORATORY

Hall Environmental Analysis Laboratory
4901 Hawkins NE
Albuquerque, NM 87109
TEL: 505-345-3975 FAX: 505-345-4107
Website: www.hallenvironmental.com

Sample Log-In Check List

Client Name: SMA-FARM Work Order Number: 1702175 RcptNo: 1

Received by/date: [signature] 02/03/17
Logged By: Ashley Gallegos 2/3/2017 8:36:00 AM [signature]
Completed By: Ashley Gallegos 2/3/2017 11:23:22 AM [signature]
Reviewed By: [signature] 02/03/17

Chain of Custody

1. Custody seals intact on sample bottles? Yes ☐ No ☐ Not Present ☑
2. Is Chain of Custody complete? Yes ☑ No ☐ Not Present ☐
3. How was the sample delivered? Cooler

Log In

4. Was an attempt made to cool the samples? Yes ☑ No ☐ NA ☐
5. Were all samples received at a temperature of >0° C to 6.0°C Yes ☑ No ☐ NA ☐
6. Sample(s) in proper container(s)? Yes ☑ No ☐
7. Sufficient sample volume for indicated test(s)? Yes ☑ No ☐
8. Are samples (except VOA and ONG) properly preserved? Yes ☑ No ☐
9. Was preservative added to bottles? Yes ☐ No ☑ NA ☐
10. VOA vials have zero headspace? Yes ☑ No ☐ No VOA Vials ☐
11. Were any sample containers received broken? Yes ☐ No ☑
12. Does paperwork match bottle labels? (Note discrepancies on chain of custody) Yes ☑ No ☐
13. Are matrices correctly identified on Chain of Custody? Yes ☑ No ☐
14. Is it clear what analyses were requested? Yes ☑ No ☐
15. Were all holding times able to be met? (If no, notify customer for authorization.) Yes ☑ No ☐

# of preserved bottles checked for pH: [illegible] (<2 or >12 unless noted)
Adjusted? [illegible]
Checked by: [illegible]

Special Handling (if applicable)

16. Was client notified of all discrepancies with this order? Yes ☐ No ☐ NA ☑

Person Notified: Date
By Whom: Via: ☐ eMail ☐ Phone ☐ Fax ☐ In Person
Regarding:
Client Instructions:

17. Additional remarks:

18. Cooler Information

Cooler No	Temp °C	Condition	Seal Intact	Seal No	Seal Date	Signed By
1	1.6	Good	Yes			

Page 1 of 1

QC SUMMARY REPORT
Hall Environmental Analysis Laboratory, Inc.

WO#: 1702175
18-Feb-17

Client: Souder, Miller and Associates
Project: Dolores Station

Sample ID MB-30052 SampType: MBLK TestCode: EPA 6010B: Total Recoverable Metals
Client ID: PBW Batch ID: 30052 RunNo: 40536
Prep Date: 2/3/2017 Analysis Date: 2/6/2017 SeqNo: 1270070 Units: mg/L

Analyte	Result	PQL	SPK value	SPK Ref Val	%REC	LowLimit	HighLimit	%RPD	RPDLimit	Qual
Arsenic	ND	0.020								
Barium	ND	0.020								
Cadmium	ND	0.0020								
Chromium	ND	0.0060								
Lead	ND	0.0050								
Selenium	ND	0.050								
Silver	ND	0.0050								

Sample ID LCS-30052 SampType: LCS TestCode: EPA 6010B: Total Recoverable Metals
Client ID: LCSW Batch ID: 30052 RunNo: 40536
Prep Date: 2/3/2017 Analysis Date: 2/6/2017 SeqNo: 1270071 Units: mg/L

Analyte	Result	PQL	SPK value	SPK Ref Val	%REC	LowLimit	HighLimit	%RPD	RPDLimit	Qual
Arsenic	0.48	0.020	0.5000	0	96.5	80	120			
Barium	0.48	0.020	0.5000	0	95.2	80	120			
Cadmium	0.47	0.0020	0.5000	0	94.2	80	120			
Chromium	0.48	0.0060	0.5000	0	95.8	80	120			
Lead	0.47	0.0050	0.5000	0	93.2	80	120			
Selenium	0.50	0.050	0.5000	0	99.9	80	120			
Silver	0.097	0.0050	0.1000	0	97.1	80	120			

Qualifiers:

- * Value exceeds Maximum Contaminant Level.
- D Sample Diluted Due to Matrix
- H Holding times for preparation or analysis exceeded
- ND Not Detected at the Reporting Limit
- R RPD outside accepted recovery limits
- S % Recovery outside of range due to dilution or matrix
- B Analyte detected in the associated Method Blank
- E Value above quantitation range
- J Analyte detected below quantitation limits
- P Sample pH Not In Range
- RL Reporting Detection Limit
- W Sample container temperature is out of limit as specified

---

QC SUMMARY REPORT
Hall Environmental Analysis Laboratory, Inc.

WO#: 1702175
18-Feb-17

Client: Souder, Miller and Associates
Project: Dolores Station

Sample ID MB-30083 SampType: MBLK TestCode: EPA Method 7470: Mercury
Client ID: PBW Batch ID: 30083 RunNo: 40571
Prep Date: 2/7/2017 Analysis Date: 2/7/2017 SeqNo: 1271184 Units: mg/L

Analyte	Result	PQL	SPK value	SPK Ref Val	%REC	LowLimit	HighLimit	%RPD	RPDLimit	Qual
Mercury	ND	0.00020								

Sample ID LCS-30083 SampType: LCS TestCode: EPA Method 7470: Mercury
Client ID: LCSW Batch ID: 30083 RunNo: 40571
Prep Date: 2/7/2017 Analysis Date: 2/7/2017 SeqNo: 1271186 Units: mg/L

Analyte	Result	PQL	SPK value	SPK Ref Val	%REC	LowLimit	HighLimit	%RPD	RPDLimit	Qual
Mercury	0.0060	0.00020	0.006000	0	101	80	120			

Qualifiers:

- * Value exceeds Maximum Contaminant Level.
- D Sample Diluted Due to Matrix
- H Holding times for preparation or analysis exceeded
- ND Not Detected at the Reporting Limit
- R RPD outside accepted recovery limits
- S % Recovery outside of range due to dilution or matrix
- B Analyte detected in the associated Method Blank
- E Value above quantitation range
- J Analyte detected below quantitation limits
- P Sample pH Not In Range
- RL Reporting Detection Limit
- W Sample container temperature is out of limit as specified

QC SUMMARY REPORT
Hall Environmental Analysis Laboratory, Inc.

WO#: 1702175
10-Feb-17

Client: Souder, Miller and Associates
Project: Dolores Station

Sample ID: **lcsd-30059** SampType: **LCSD** TestCode: **EPA Method 8270C: PAHs**
Client ID: **LCSS02** Batch ID: **30059** RunNo: **40635**
Prep Date: **2/6/2017** Analysis Date: **2/9/2017** SeqNo: **1273337** Units: **µg/L**

Analyte	Result	PQL	SPK value	SPK Ref Val	%REC	LowLimit	HighLimit	%RPD	RPDLimit	Qual
Benzo(k)fluoranthene	15	0.50	20.00	0	74.5	38	154	11.5	21	
Benzo(a)pyrene	14	0.50	20.00	0	72.4	38.6	153	3.80	24.8	
Dibenz(a,h)anthracene	16	0.50	20.00	0	78.3	39.7	155	6.05	26	
Benzo(g,h,i)perylene	15	0.50	20.00	0	73.1	39.6	154	6.35	20	
Indeno(1,2,3-cd)pyrene	15	0.50	20.00	0	75.6	19.1	153	5.30	20	
Surr: N-hexadecane	50		87.60		56.9	15	176	0	0	
Surr: Benzo(e)pyrene	13		20.00		63.8	15	198	0	0	

Sample ID: **mb-30059** SampType: **MBLK** TestCode: **EPA Method 8270C: PAHs**
Client ID: **PBW** Batch ID: **30059** RunNo: **40635**
Prep Date: **2/6/2017** Analysis Date: **2/9/2017** SeqNo: **1273338** Units: **µg/L**

Analyte	Result	PQL	SPK value	SPK Ref Val	%REC	LowLimit	HighLimit	%RPD	RPDLimit	Qual
Naphthalene	ND	0.50								
1-Methylnaphthalene	ND	0.50								
2-Methylnaphthalene	ND	0.50								
Acenaphthylene	ND	0.50								
Acenaphthene	ND	0.50								
Fluorene	ND	0.50								
Phenanthrene	ND	0.50								
Anthracene	ND	0.50								
Fluoranthene	ND	0.50								
Pyrene	ND	0.50								
Benz(a)anthracene	ND	0.50								
Chrysene	ND	0.50								
Benzo(b)fluoranthene	ND	0.50								
Benzo(k)fluoranthene	ND	0.50								
Benzo(a)pyrene	ND	0.50								
Dibenz(a,h)anthracene	ND	0.50								
Benzo(g,h,i)perylene	ND	0.50								
Indeno(1,2,3-cd)pyrene	ND	0.50								
Surr: N-hexadecane	40		87.60		56.4	15	176			
Surr: Benzo(e)pyrene	12		20.00		61.2	15	198			

Qualifiers:
- * Value exceeds Maximum Contaminant Level
- D Sample Diluted Due to Matrix
- H Holding times for preparation or analysis exceeded
- ND Not Detected at the Reporting Limit
- R RPD outside accepted recovery limits
- S % Recovery outside of range due to dilution or matrix
- B Analyte detected in the associated Method Blank
- E Value above quantitation range
- J Analyte detected below quantitation limits
- P Sample pH Not In Range
- RL Reporting Detection Limit
- W Sample container temperature is out of limit as specified

QC SUMMARY REPORT
Hall Environmental Analysis Laboratory, Inc.

WO#: 1702175
10-Feb-17

Client: Souder, Miller and Associates
Project: Dolores Station

Sample ID: **lcs-30059** SampType: **LCS** TestCode: **EPA Method 8270C: PAHs**
Client ID: **LCSW** Batch ID: **30059** RunNo: **40635**
Prep Date: **2/6/2017** Analysis Date: **2/9/2017** SeqNo: **1273336** Units: **µg/L**

Analyte	Result	PQL	SPK value	SPK Ref Val	%REC	LowLimit	HighLimit	%RPD	RPDLimit	Qual
Naphthalene	12	0.50	20.00	0	60.0	37.4	120			
1-Methylnaphthalene	12	0.50	20.00	0	60.5	39.3	121			
2-Methylnaphthalene	12	0.50	20.00	0	57.9	37.8	122			
Acenaphthylene	13	0.50	20.00	0	64.1	37	124			
Acenaphthene	13	0.50	20.00	0	65.9	35.6	123			
Fluorene	14	0.50	20.00	0	70.6	35.2	122			
Phenanthrene	14	0.50	20.00	0	68.9	38.8	122			
Anthracene	14	0.50	20.00	0	68.9	37.5	125			
Fluoranthene	14	0.50	20.00	0	70.9	37.4	131			
Pyrene	15	0.50	20.00	0	74.1	27.5	140			
Benz(a)anthracene	15	0.50	20.00	0	73.2	25.4	141			
Chrysene	14	0.50	20.00	0	68.0	33.6	155			
Benzo(b)fluoranthene	15	0.50	20.00	0	74.0	39	153			
Benzo(k)fluoranthene	13	0.50	20.00	0	66.4	38	154			
Benzo(a)pyrene	14	0.50	20.00	0	69.7	36.0	153			
Dibenz(a,h)anthracene	15	0.50	20.00	0	73.7	39.7	155			
Benzo(g,h,i)perylene	14	0.50	20.00	0	68.6	39.6	154			
Indeno(1,2,3-cd)pyrene	14	0.50	20.00	0	71.7	19.1	153			
Surr: N-hexadecane	50		87.60		57.4	15	176			
Surr: Benzo(e)pyrene	13		20.00		65.4	15	198			

Sample ID: **lcsd-30059** SampType: **LCSD** TestCode: **EPA Method 8270C: PAHs**
Client ID: **LCSS02** Batch ID: **30059** RunNo: **40635**
Prep Date: **2/6/2017** Analysis Date: **2/9/2017** SeqNo: **1273337** Units: **µg/L**

Analyte	Result	PQL	SPK value	SPK Ref Val	%REC	LowLimit	HighLimit	%RPD	RPDLimit	Qual
Naphthalene	14	0.50	20.00	0	69.9	37.4	120	15.2	20	
1-Methylnaphthalene	14	0.50	20.00	0	69.8	39.3	121	14.3	26.8	
2-Methylnaphthalene	13	0.50	20.00	0	65.0	37.8	122	13.1	23.8	
Acenaphthylene	15	0.50	20.00	0	73.5	37	124	13.7	29.6	
Acenaphthene	14	0.50	20.00	0	72.4	35.6	123	9.40	27	
Fluorene	14	0.50	20.00	0	70.8	35.2	122	0.283	25.7	
Phenanthrene	15	0.50	20.00	0	73.5	38.8	122	6.46	20	
Anthracene	14	0.50	20.00	0	72.4	37.5	125	4.95	21.2	
Fluoranthene	15	0.50	20.00	0	75.5	37.4	131	6.28	21.8	
Pyrene	15	0.50	20.00	0	74.2	27.5	140	0.135	31.1	
Benz(a)anthracene	16	0.50	20.00	0	77.6	25.4	141	5.84	26.6	
Chrysene	15	0.50	20.00	0	72.6	33.6	155	6.54	21.2	
Benzo(b)fluoranthene	15	0.50	20.00	0	77.4	39	153	4.49	20	

Qualifiers:
- * Value exceeds Maximum Contaminant Level
- D Sample Diluted Due to Matrix
- H Holding times for preparation or analysis exceeded
- ND Not Detected at the Reporting Limit
- R RPD outside accepted recovery limits
- S % Recovery outside of range due to dilution or matrix
- B Analyte detected in the associated Method Blank
- E Value above quantitation range
- J Analyte detected below quantitation limits
- P Sample pH Not In Range
- RL Reporting Detection Limit
- W Sample container temperature is out of limit as specified

QC SUMMARY REPORT
Hall Environmental Analysis Laboratory, Inc.

WO#: 1702175
10-Feb-17

Client: Souder, Miller and Associates
Project: Dolores Station

Sample ID: **rb** SampType: **MBLK** TestCode: **EPA Method 8260B: VOLATILES**
Client ID: **PBW** Batch ID: **W40534** RunNo: **40534**
Prep Date: Analysis Date: **2/6/2017** SeqNo: **1270237** Units: **µg/L**

Analyte	Result	PQL	SPK value	SPK Ref Val	%REC	LowLimit	HighLimit	%RPD	RPDLimit	Qual
Surr: 4-Bromofluorobenzene	9.7		10.00		96.5	70	130			
Surr: Dibromofluoromethane	9.6		10.00		96.4	70	130			
Surr: Toluene-d8	11		10.00		107	70	130			

Sample ID: **100ng lcs** SampType: **LCS** TestCode: **EPA Method 8260B: VOLATILES**
Client ID: **LCSW** Batch ID: **W40534** RunNo: **40534**
Prep Date: Analysis Date: **2/6/2017** SeqNo: **1270238** Units: **µg/L**

Analyte	Result	PQL	SPK value	SPK Ref Val	%REC	LowLimit	HighLimit	%RPD	RPDLimit	Qual
Benzene	18	1.0	20.00	0	88.3	70	130			
Toluene	20	1.0	20.00	0	99.5	70	130			
Chlorobenzene	19	1.0	20.00	0	96.3	70	130			
1,1-Dichloroethene	19	1.0	20.00	0	96.5	70	130			
Trichloroethene (TCE)	18	1.0	20.00	0	90.0	70	130			
Surr: 1,2-Dichloroethane-d4	9.7		10.00		96.6	70	130			
Surr: 4-Bromofluorobenzene	9.9		10.00		98.6	70	130			
Surr: Dibromofluoromethane	9.2		10.00		92.1	70	130			
Surr: Toluene-d8	10		10.00		103	70	130			

Qualifiers:
- * Value exceeds Maximum Contaminant Level
- D Sample Diluted Due to Matrix
- H Holding times for preparation or analysis exceeded
- ND Not Detected at the Reporting Limit
- R RPD outside accepted recovery limits
- S % Recovery outside of range due to dilution or matrix
- B Analyte detected in the associated Method Blank
- E Value above quantitation range
- J Analyte detected below quantitation limits
- P Sample pH Not In Range
- RL Reporting Detection Limit
- W Sample container temperature is out of limit as specified

QC SUMMARY REPORT
Hall Environmental Analysis Laboratory, Inc.

WO#: 1702175
10-Feb-17

Client: Souder, Miller and Associates
Project: Dolores Station

Sample ID: **rb** SampType: **MBLK** TestCode: **EPA Method 8260B: VOLATILES**
Client ID: **PBW** Batch ID: **W40534** RunNo: **40534**
Prep Date: Analysis Date: **2/6/2017** SeqNo: **1270237** Units: **µg/L**

Analyte	Result	PQL	SPK value	SPK Ref Val	%REC	LowLimit	HighLimit	%RPD	RPDLimit	Qual
1,2-Dibromo-3-chloropropane	ND	2.0								
Dibromochloromethane	ND	1.0								
Dibromomethane	ND	1.0								
1,2-Dichlorobenzene	ND	1.0								
1,3-Dichlorobenzene	ND	1.0								
1,4-Dichlorobenzene	ND	1.0								
Dichlorodifluoromethane	ND	1.0								
1,1-Dichloroethane	ND	1.0								
1,1-Dichloroethene	ND	1.0								
1,2-Dichloropropane	ND	1.0								
1,3-Dichloropropane	ND	1.0								
2,2-Dichloropropane	ND	2.0								
1,1-Dichloropropene	ND	1.0								
Hexachlorobutadiene	ND	1.0								
2-Hexanone	ND	10								
Isopropylbenzene	ND	1.0								
4-Isopropyltoluene	ND	1.0								
4-Methyl-2-pentanone	ND	10								
Methylene Chloride	ND	3.0								
n-Butylbenzene	ND	3.0								
n-Propylbenzene	ND	1.0								
sec-Butylbenzene	ND	1.0								
Styrene	ND	1.0								
tert-Butylbenzene	ND	1.0								
1,1,1,2-Tetrachloroethane	ND	1.0								
1,1,2,2-Tetrachloroethane	ND	2.0								
Tetrachloroethene (PCE)	ND	1.0								
trans-1,2-DCE	ND	1.0								
trans-1,3-Dichloropropene	ND	1.0								
1,2,3-Trichlorobenzene	ND	1.0								
1,2,4-Trichlorobenzene	ND	1.0								
1,1,1-Trichloroethane	ND	1.0								
1,1,2-Trichloroethane	ND	1.0								
Trichloroethene (TCE)	ND	1.0								
Trichlorofluoromethane	ND	1.0								
1,2,3-Trichloropropane	ND	2.0								
Vinyl chloride	ND	1.0								
Xylenes, Total	ND	1.5								
Surr: 1,2-Dichloroethane-d4	10		10.00		101	70	130			

Qualifiers:
- * Value exceeds Maximum Contaminant Level
- D Sample Diluted Due to Matrix
- H Holding times for preparation or analysis exceeded
- ND Not Detected at the Reporting Limit
- R RPD outside accepted recovery limits
- S % Recovery outside of range due to dilution or matrix
- B Analyte detected in the associated Method Blank
- E Value above quantitation range
- J Analyte detected below quantitation limits
- P Sample pH Not In Range
- RL Reporting Detection Limit
- W Sample container temperature is out of limit as specified

QC SUMMARY REPORT

Hall Environmental Analysis Laboratory, Inc.

WO#: 1702175
10-Feb-17

Client: Souder, Miller and Associates
Project: Dolores Station

Sample ID: 100ng lcs | SampType: LCS | TestCode: EPA Method 8260B: VOLATILES
Client ID: LCSW | Batch ID: W40507 | RunNo: 40507
Prep Date: | Analysis Date: 2/3/2017 | SeqNo: 1269503 | Units: µg/L

Analyte	Result	PQL	SPK value	SPK Ref Val	%REC	LowLimit	HighLimit	%RPD	RPDLimit	Qual
1,1-Dichloroethene	21	1.0	20.00	0	107	70	130			
Trichloroethene (TCE)	20	1.0	20.00	0	97.9	70	130			
Surr: 1,2-Dichloroethane-d4	9.5		10.00		95.1	70	130			
Surr: 4-Bromofluorobenzene	9.4		10.00		93.6	70	130			
Surr: Dibromofluoromethane	9.8		10.00		98.4	70	130			
Surr: Toluene-d8	11		10.00		106	70	130			

Sample ID: rb | SampType: MBLK | TestCode: EPA Method 8260B: VOLATILES
Client ID: PBW | Batch ID: W40934 | RunNo: 40934
Prep Date: | Analysis Date: 2/8/2017 | SeqNo: 1270237 | Units: µg/L

Analyte	Result	PQL	SPK value	SPK Ref Val	%REC	LowLimit	HighLimit	%RPD	RPDLimit	Qual
Benzene	ND	1.0								
Toluene	ND	1.0								
Ethylbenzene	ND	1.0								
Methyl tert-butyl ether (MTBE)	ND	1.0								
1,2,4-Trimethylbenzene	ND	1.0								
1,3,5-Trimethylbenzene	ND	1.0								
1,2-Dichloroethane (EDC)	ND	1.0								
1,2-Dibromoethane (EDB)	ND	1.0								
Naphthalene	ND	2.0								
1-Methylnaphthalene	ND	4.0								
2-Methylnaphthalene	ND	4.0								
Acetone	ND	10								
Bromobenzene	ND	1.0								
Bromodichloromethane	ND	1.0								
Bromoform	ND	1.0								
Bromomethane	ND	3.0								
2-Butanone	ND	10								
Carbon disulfide	ND	10								
Carbon Tetrachloride	ND	1.0								
Chlorobenzene	ND	1.0								
Chloroethane	ND	2.0								
Chloroform	ND	1.0								
Chloromethane	ND	3.0								
2-Chlorotoluene	ND	1.0								
4-Chlorotoluene	ND	1.0								
cis-1,2-DCE	ND	1.0								
cis-1,3-Dichloropropene	ND	1.0								

Qualifiers:

- * Value exceeds Maximum Contaminant Level
- B Analyte detected in the associated Method Blank
- D Sample Diluted Due to Matrix
- E Value above quantition range
- H Holding times for preparation or analysis exceeded
- J Analyte detected below quantitation limits
- ND Not Detected at the Reporting Limit
- P Sample pH Not In Range
- R RPD outside accepted recovery limits
- RL Reporting Detection Limit
- S % Recovery outside of range due to dilution or matrix
- W Sample container temperature is out of limit as specified

QC SUMMARY REPORT

Hall Environmental Analysis Laboratory, Inc.

WO#: 1702175
10-Feb-17

Client: Souder, Miller and Associates
Project: Dolores Station

Sample ID: rb | SampType: MBLK | TestCode: EPA Method 8260B: VOLATILES
Client ID: PBW | Batch ID: W40507 | RunNo: 40507
Prep Date: | Analysis Date: 2/3/2017 | SeqNo: 1269502 | Units: µg/L

Analyte	Result	PQL	SPK value	SPK Ref Val	%REC	LowLimit	HighLimit	%RPD	RPDLimit	Qual
1,1-Dichloropropene	ND	1.0								
Hexachlorobutadiene	ND	1.0								
2-Hexanone	ND	10								
Isopropylbenzene	ND	1.0								
4-Isopropyltoluene	ND	1.0								
4-Methyl-2-pentanone	ND	10								
Methylene Chloride	ND	3.0								
n-Butylbenzene	ND	3.0								
n-Propylbenzene	ND	1.0								
sec-Butylbenzene	ND	1.0								
Styrene	ND	1.0								
tert-Butylbenzene	ND	1.0								
1,1,1,2-Tetrachloroethane	ND	1.0								
1,1,2,2-Tetrachloroethane	ND	2.0								
Tetrachloroethene (PCE)	ND	1.0								
trans-1,2-DCE	ND	1.0								
trans-1,3-Dichloropropene	ND	1.0								
1,2,3-Trichlorobenzene	ND	1.0								
1,2,4-Trichlorobenzene	ND	1.0								
1,1,1-Trichloroethane	ND	1.0								
1,1,2-Trichloroethane	ND	1.0								
Trichloroethene (TCE)	ND	1.0								
Trichlorofluoromethane	ND	1.0								
1,2,3-Trichloropropane	ND	2.0								
Vinyl chloride	ND	1.0								
Xylenes, Total	ND	1.5								
Surr: 1,2-Dichloroethane-d4	10		10.00		101	70	130			
Surr: 4-Bromofluorobenzene	9.5		10.00		95.0	70	130			
Surr: Dibromofluoromethane	10		10.00		101	70	130			
Surr: Toluene-d8	11		10.00		107	70	130			

Sample ID: 100ng lcs | SampType: LCS | TestCode: EPA Method 8260B: VOLATILES
Client ID: LCSW | Batch ID: W40507 | RunNo: 40507
Prep Date: | Analysis Date: 2/3/2017 | SeqNo: 1269503 | Units: µg/L

Analyte	Result	PQL	SPK value	SPK Ref Val	%REC	LowLimit	HighLimit	%RPD	RPDLimit	Qual
Benzene	20	1.0	20.00	0	99.3	70	130			
Toluene	21	1.0	20.00	0	105	70	130			
Chlorobenzene	20	1.0	20.00	0	100	70	130			

Qualifiers:

- * Value exceeds Maximum Contaminant Level.
- B Analyte detected in the associated Method Blank
- D Sample Diluted Due to Matrix
- E Value above quantition range
- H Holding times for preparation or analysis exceeded
- J Analyte detected below quantitation limits
- ND Not Detected at the Reporting Limit
- P Sample pH Not In Range
- R RPD outside accepted recovery limits
- RL Reporting Detection Limit
- S % Recovery outside of range due to dilution or matrix
- W Sample container temperature is out of limit as specified

QC SUMMARY REPORT

Hall Environmental Analysis Laboratory, Inc.

WO#: 1702175
10-Feb-17

Client: Souder, Miller and Associates
Project: Dolores Station

Sample ID: rb | SampType: MBLK | TestCode: EPA Method 8260B: VOLATILES
Client ID: PBW | Batch ID: W40507 | RunNo: 40507
Prep Date: | Analysis Date: 2/3/2017 | SeqNo: 1269982 | Units: µg/L

Analyte	Result	PQL	SPK value	SPK Ref Val	%REC	LowLimit	HighLimit	%RPD	RPDLimit	Qual
Benzene	ND	1.0								
Toluene	ND	1.0								
Ethylbenzene	ND	1.0								
Methyl tert-butyl ether (MTBE)	ND	1.0								
1,2,4-Trimethylbenzene	ND	1.0								
1,3,5-Trimethylbenzene	ND	1.0								
1,2-Dichloroethane (EDC)	ND	1.0								
1,2-Dibromoethane (EDB)	ND	1.0								
Naphthalene	ND	2.0								
1-Methylnaphthalene	ND	4.0								
2-Methylnaphthalene	ND	4.0								
Acetone	ND	10								
Bromobenzene	ND	1.0								
Bromodichloromethane	ND	1.0								
Bromoform	ND	1.0								
Bromomethane	ND	3.0								
2-Butanone	ND	10								
Carbon disulfide	ND	10								
Carbon Tetrachloride	ND	1.0								
Chlorobenzene	ND	1.0								
Chloroethane	ND	2.0								
Chloroform	ND	1.0								
Chloromethane	ND	3.0								
2-Chlorotoluene	ND	1.0								
4-Chlorotoluene	ND	1.0								
cis-1,2-DCE	ND	1.0								
cis-1,3-Dichloropropene	ND	1.0								
1,2-Dibromo-3-chloropropane	ND	2.0								
Dibromochloromethane	ND	1.0								
Dibromomethane	ND	1.0								
1,2-Dichlorobenzene	ND	1.0								
1,3-Dichlorobenzene	ND	1.0								
1,4-Dichlorobenzene	ND	1.0								
Dichlorodifluoromethane	ND	1.0								
1,1-Dichloroethane	ND	1.0								
1,1-Dichloroethene	ND	1.0								
1,2-Dichloropropane	ND	1.0								
1,3-Dichloropropane	ND	1.0								
2,2-Dichloropropane	ND	2.0								

Qualifiers:

- * Value exceeds Maximum Contaminant Level
- B Analyte detected in the associated Method Blank
- D Sample Diluted Due to Matrix
- E Value above quantition range
- H Holding times for preparation or analysis exceeded
- J Analyte detected below quantitation limits
- ND Not Detected at the Reporting Limit
- P Sample pH Not In Range
- R RPD outside accepted recovery limits
- RL Reporting Detection Limit
- S % Recovery outside of range due to dilution or matrix
- W Sample container temperature is out of limit as specified

Analytical Report
Lab Order 1702175
Date Reported: 2/10/2017

Hall Environmental Analysis Laboratory, Inc.

CLIENT: Souder, Miller and Associates
Project: Dolores Station
Lab ID: 1702175-002 **Matrix:** AQUEOUS

Client Sample ID: TRIP BLANK
Collection Date:
Received Date: 2/3/2017 8:35:00 AM

Analyses	Result	PQL	Qual	Units	DF	Date Analyzed
EPA METHOD 8260B: VOLATILES						Analyst: DJF
1,1-Dichloropropene	ND	1.0		µg/L	1	2/4/2017 12:55:38 AM
Hexachlorobutadiene	ND	1.0		µg/L	1	2/4/2017 12:55:38 AM
2-Hexanone	ND	10		µg/L	1	2/4/2017 12:55:38 AM
Isopropylbenzene	ND	1.0		µg/L	1	2/4/2017 12:55:38 AM
4-Isopropyltoluene	ND	1.0		µg/L	1	2/4/2017 12:55:38 AM
4-Methyl-2-pentanone	ND	10		µg/L	1	2/4/2017 12:55:38 AM
Methylene Chloride	ND	3.0		µg/L	1	2/4/2017 12:55:38 AM
n-Butylbenzene	ND	3.0		µg/L	1	2/4/2017 12:55:38 AM
n-Propylbenzene	ND	1.0		µg/L	1	2/4/2017 12:55:38 AM
sec-Butylbenzene	ND	1.0		µg/L	1	2/4/2017 12:55:38 AM
Styrene	ND	1.0		µg/L	1	2/4/2017 12:55:38 AM
tert-Butylbenzene	ND	1.0		µg/L	1	2/4/2017 12:55:38 AM
1,1,1,2-Tetrachloroethane	ND	1.0		µg/L	1	2/4/2017 12:55:38 AM
1,1,2,2-Tetrachloroethane	ND	2.0		µg/L	1	2/4/2017 12:55:38 AM
Tetrachloroethene (PCE)	ND	1.0		µg/L	1	2/4/2017 12:55:38 AM
trans-1,2-DCE	ND	1.0		µg/L	1	2/4/2017 12:55:38 AM
trans-1,3-Dichloropropene	ND	1.0		µg/L	1	2/4/2017 12:55:38 AM
1,2,3-Trichlorobenzene	ND	1.0		µg/L	1	2/4/2017 12:55:38 AM
1,2,4-Trichlorobenzene	ND	1.0		µg/L	1	2/4/2017 12:55:38 AM
1,1,1-Trichloroethane	ND	1.0		µg/L	1	2/4/2017 12:55:38 AM
1,1,2-Trichloroethane	ND	1.0		µg/L	1	2/4/2017 12:55:38 AM
Trichloroethene (TCE)	ND	1.0		µg/L	1	2/4/2017 12:55:38 AM
Trichlorofluoromethane	ND	1.0		µg/L	1	2/4/2017 12:55:38 AM
1,2,3-Trichloropropane	ND	2.0		µg/L	1	2/4/2017 12:55:38 AM
Vinyl chloride	ND	1.0		µg/L	1	2/4/2017 12:55:38 AM
Xylenes, Total	ND	1.5		µg/L	1	2/4/2017 12:55:38 AM
Surr: 1,2-Dichloroethane-d4	90.4	70-130		%Rec	1	2/4/2017 12:55:38 AM
Surr: 4-Bromofluorobenzene	96.0	70-130		%Rec	1	2/4/2017 12:55:38 AM
Surr: Dibromofluoromethane	98.8	70-130		%Rec	1	2/4/2017 12:55:38 AM
Surr: Toluene-d8	115	70-130		%Rec	1	2/4/2017 12:55:38 AM

Refer to the QC Summary report and sample login checklist for flagged QC data and preservation information.

Qualifiers:

- * Value exceeds Maximum Contaminant Level
- B Analyte detected in the associated Method Blank
- D Sample Diluted Due to Matrix
- E Value above quantition range
- H Holding times for preparation or analysis exceeded
- J Analyte detected below quantitation limits
- ND Not Detected at the Reporting Limit
- P Sample pH Not In Range
- R RPD outside accepted recovery limits
- RL Reporting Detection Limit
- S % Recovery outside of range due to dilution or matrix
- W Sample container temperature is out of limit as specified

Hall Environmental Analysis Laboratory, Inc.

Analytical Report
Lab Order **1702175**
Date Reported: **2/10/2017**

CLIENT: Souder, Miller and Associates
Project: Dolores Station
Lab ID: 1702175-002 **Matrix:** AQUEOUS

Client Sample ID: TRIP BLANK
Collection Date:
Received Date: 2/3/2017 8:35:00 AM

Analyses	Result	PQL	Qual	Units	DF	Date Analyzed
EPA METHOD 8260B: VOLATILES						Analyst: DJF
Benzene	ND	1.0		µg/L	1	2/4/2017 12:55:38 AM
Toluene	ND	1.0		µg/L	1	2/4/2017 12:55:38 AM
Ethylbenzene	ND	1.0		µg/L	1	2/4/2017 12:55:38 AM
Methyl tert-butyl ether (MTBE)	ND	1.0		µg/L	1	2/4/2017 12:55:38 AM
1,2,4-Trimethylbenzene	ND	1.0		µg/L	1	2/4/2017 12:55:38 AM
1,3,5-Trimethylbenzene	ND	1.0		µg/L	1	2/4/2017 12:55:38 AM
1,2-Dichloroethane (EDC)	ND	1.0		µg/L	1	2/4/2017 12:55:38 AM
1,2-Dibromoethane (EDB)	ND	1.0		µg/L	1	2/4/2017 12:55:38 AM
Naphthalene	ND	2.0		µg/L	1	2/4/2017 12:55:38 AM
1-Methylnaphthalene	ND	4.0		µg/L	1	2/4/2017 12:55:38 AM
2-Methylnaphthalene	ND	4.0		µg/L	1	2/4/2017 12:55:38 AM
Acetone	ND	10		µg/L	1	2/4/2017 12:55:38 AM
Bromobenzene	ND	1.0		µg/L	1	2/4/2017 12:55:38 AM
Bromodichloromethane	ND	1.0		µg/L	1	2/4/2017 12:55:38 AM
Bromoform	ND	1.0		µg/L	1	2/4/2017 12:55:38 AM
Bromomethane	ND	3.0		µg/L	1	2/4/2017 12:55:38 AM
2-Butanone	ND	10		µg/L	1	2/4/2017 12:55:38 AM
Carbon disulfide	ND	10		µg/L	1	2/4/2017 12:55:38 AM
Carbon Tetrachloride	ND	1.0		µg/L	1	2/4/2017 12:55:38 AM
Chlorobenzene	ND	1.0		µg/L	1	2/4/2017 12:55:38 AM
Chloroethane	ND	2.0		µg/L	1	2/4/2017 12:55:38 AM
Chloroform	ND	1.0		µg/L	1	2/4/2017 12:55:38 AM
Chloromethane	ND	3.0		µg/L	1	2/4/2017 12:55:38 AM
2-Chlorotoluene	ND	1.0		µg/L	1	2/4/2017 12:55:38 AM
4-Chlorotoluene	ND	1.0		µg/L	1	2/4/2017 12:55:38 AM
cis-1,2-DCE	ND	1.0		µg/L	1	2/4/2017 12:55:38 AM
cis-1,3-Dichloropropene	ND	1.0		µg/L	1	2/4/2017 12:55:38 AM
1,2-Dibromo-3-chloropropane	ND	2.0		µg/L	1	2/4/2017 12:55:38 AM
Dibromochloromethane	ND	1.0		µg/L	1	2/4/2017 12:55:38 AM
Dibromomethane	ND	1.0		µg/L	1	2/4/2017 12:55:38 AM
1,2-Dichlorobenzene	ND	1.0		µg/L	1	2/4/2017 12:55:38 AM
1,3-Dichlorobenzene	ND	1.0		µg/L	1	2/4/2017 12:55:38 AM
1,4-Dichlorobenzene	ND	1.0		µg/L	1	2/4/2017 12:55:38 AM
Dichlorodifluoromethane	ND	1.0		µg/L	1	2/4/2017 12:55:38 AM
1,1-Dichloroethane	ND	1.0		µg/L	1	2/4/2017 12:55:38 AM
1,1-Dichloroethene	ND	1.0		µg/L	1	2/4/2017 12:55:38 AM
1,2-Dichloropropane	ND	1.0		µg/L	1	2/4/2017 12:55:38 AM
1,3-Dichloropropane	ND	1.0		µg/L	1	2/4/2017 12:55:38 AM
2,2-Dichloropropane	ND	2.0		µg/L	1	2/4/2017 12:55:38 AM

Refer to the QC Summary report and sample login checklist for flagged QC data and preservation information.

Qualifiers:
* Value exceeds Maximum Contaminant Level.
D Sample Diluted Due to Matrix
H Holding times for preparation or analysis exceeded
ND Not Detected at the Reporting Limit
R RPD outside accepted recovery limits
S % Recovery outside of range due to dilution or matrix
B Analyte detected in the associated Method Blank
E Value above quantitation range
J Analyte detected below quantitation limits
P Sample pH Not In Range
RL Reporting Detection Limit
W Sample container temperature is out of limit as specified

Hall Environmental Analysis Laboratory, Inc.

Analytical Report
Lab Order **1702175**
Date Reported: **2/10/2017**

CLIENT: Souder, Miller and Associates
Project: Dolores Station
Lab ID: 1702175-001 **Matrix:** AQUEOUS

Client Sample ID: Dolores BGT
Collection Date: 2/2/2017 11:15:00 AM
Received Date: 2/3/2017 8:35:00 AM

Analyses	Result	PQL	Qual	Units	DF	Date Analyzed
EPA METHOD 8260B: VOLATILES						Analyst: DJF
n-Butylbenzene	ND	0.60		mg/L	200	2/6/2017 8:26:17 PM
n-Propylbenzene	ND	0.20		mg/L	200	2/6/2017 8:26:17 PM
sec-Butylbenzene	ND	0.20		mg/L	200	2/6/2017 8:26:17 PM
Styrene	ND	0.20		mg/L	200	2/6/2017 8:26:17 PM
tert-Butylbenzene	ND	0.20		mg/L	200	2/6/2017 8:26:17 PM
1,1,1,2-Tetrachloroethane	ND	0.20		mg/L	200	2/6/2017 8:26:17 PM
1,1,2,2-Tetrachloroethane	ND	0.40		mg/L	200	2/6/2017 8:26:17 PM
Tetrachloroethene (PCE)	ND	0.20		mg/L	200	2/6/2017 8:26:17 PM
trans-1,2-DCE	ND	0.20		mg/L	200	2/6/2017 8:26:17 PM
trans-1,3-Dichloropropene	ND	0.20		mg/L	200	2/6/2017 8:26:17 PM
1,2,3-Trichlorobenzene	ND	0.20		mg/L	200	2/6/2017 8:26:17 PM
1,2,4-Trichlorobenzene	ND	0.20		mg/L	200	2/6/2017 8:26:17 PM
1,1,1-Trichloroethane	ND	0.20		mg/L	200	2/6/2017 8:26:17 PM
1,1,2-Trichloroethane	ND	0.20		mg/L	200	2/6/2017 8:26:17 PM
Trichloroethene (TCE)	ND	0.20		mg/L	200	2/6/2017 8:26:17 PM
Trichlorofluoromethane	ND	0.20		mg/L	200	2/6/2017 8:26:17 PM
1,2,3-Trichloropropane	ND	0.40		mg/L	200	2/6/2017 8:26:17 PM
Vinyl chloride	ND	0.20		mg/L	200	2/6/2017 8:26:17 PM
Xylenes, Total	ND	0.30		mg/L	200	2/6/2017 8:26:17 PM
Surr: 1,3-Dichloroethane-d4	94.0	70-130		%Rec	200	2/6/2017 8:26:17 PM
Surr: 4-Bromofluorobenzene	91.6	70-130		%Rec	200	2/6/2017 8:26:17 PM
Surr: Dibromofluoromethane	87.5	70-130		%Rec	200	2/6/2017 8:26:17 PM
Surr: Toluene-d8	106	70-130		%Rec	200	2/6/2017 8:26:17 PM

Refer to the QC Summary report and sample login checklist for flagged QC data and preservation information.

Qualifiers:
* Value exceeds Maximum Contaminant Level.
D Sample Diluted Due to Matrix
H Holding times for preparation or analysis exceeded
ND Not Detected at the Reporting Limit
R RPD outside accepted recovery limits
S % Recovery outside of range due to dilution or matrix
B Analyte detected in the associated Method Blank
E Value above quantitation range
J Analyte detected below quantitation limits
P Sample pH Not In Range
RL Reporting Detection Limit
W Sample container temperature is out of limit as specified

Hall Environmental Analysis Laboratory, Inc.

Analytical Report
Lab Order **1702175**
Date Reported: **2/10/2017**

CLIENT: Souder, Miller and Associates
Project: Dolores Station
Lab ID: 1702175-001 **Matrix:** AQUEOUS

Client Sample ID: Dolores BGT
Collection Date: 2/2/2017 11:15:00 AM
Received Date: 2/3/2017 8:35:00 AM

Analyses	Result	PQL	Qual	Units	DF	Date Analyzed
EPA METHOD 8260B: VOLATILES						Analyst: DJF
1,2-Dibromoethane (EDB)	ND	0.20		mg/L	200	2/6/2017 8:26:17 PM
Naphthalene	ND	0.40		mg/L	200	2/6/2017 8:26:17 PM
1-Methylnaphthalene	ND	0.80		mg/L	200	2/6/2017 8:26:17 PM
2-Methylnaphthalene	ND	0.80		mg/L	200	2/6/2017 8:26:17 PM
Acetone	ND	2.0		mg/L	200	2/6/2017 8:26:17 PM
Bromobenzene	ND	0.20		mg/L	200	2/6/2017 8:26:17 PM
Bromodichloromethane	ND	0.20		mg/L	200	2/6/2017 8:26:17 PM
Bromoform	ND	0.20		mg/L	200	2/6/2017 8:26:17 PM
Bromomethane	ND	0.60		mg/L	200	2/6/2017 8:26:17 PM
2-Butanone	ND	2.0		mg/L	200	2/6/2017 8:26:17 PM
Carbon disulfide	ND	2.0		mg/L	200	2/6/2017 8:26:17 PM
Carbon Tetrachloride	ND	0.20		mg/L	200	2/6/2017 8:26:17 PM
Chlorobenzene	ND	0.20		mg/L	200	2/6/2017 8:26:17 PM
Chloroethane	ND	0.40		mg/L	200	2/6/2017 8:26:17 PM
Chloroform	ND	0.20		mg/L	200	2/6/2017 8:26:17 PM
Chloromethane	ND	0.60		mg/L	200	2/6/2017 8:26:17 PM
2-Chlorotoluene	ND	0.20		mg/L	200	2/6/2017 8:26:17 PM
4-Chlorotoluene	ND	0.20		mg/L	200	2/6/2017 8:26:17 PM
cis-1,2-DCE	ND	0.20		mg/L	200	2/6/2017 8:26:17 PM
cis-1,3-Dichloropropene	ND	0.20		mg/L	200	2/6/2017 8:26:17 PM
1,2-Dibromo-3-chloropropane	ND	0.40		mg/L	200	2/6/2017 8:26:17 PM
Dibromochloromethane	ND	0.20		mg/L	200	2/6/2017 8:26:17 PM
Dibromomethane	ND	0.20		mg/L	200	2/6/2017 8:26:17 PM
1,2-Dichlorobenzene	ND	0.20		mg/L	200	2/6/2017 8:26:17 PM
1,3-Dichlorobenzene	ND	0.20		mg/L	200	2/6/2017 8:26:17 PM
1,4-Dichlorobenzene	ND	0.20		mg/L	200	2/6/2017 8:26:17 PM
Dichlorodifluoromethane	ND	0.20		mg/L	200	2/6/2017 8:26:17 PM
1,1-Dichloroethane	ND	0.20		mg/L	200	2/6/2017 8:26:17 PM
1,1-Dichloroethene	ND	0.20		mg/L	200	2/6/2017 8:26:17 PM
1,2-Dichloropropane	ND	0.20		mg/L	200	2/6/2017 8:26:17 PM
1,3-Dichloropropane	ND	0.20		mg/L	200	2/6/2017 8:26:17 PM
2,2-Dichloropropane	ND	0.40		mg/L	200	2/6/2017 8:26:17 PM
1,1-Dichloropropene	ND	0.20		mg/L	200	2/6/2017 8:26:17 PM
Hexachlorobutadiene	ND	0.20		mg/L	200	2/6/2017 8:26:17 PM
2-Hexanone	ND	2.0		mg/L	200	2/6/2017 8:26:17 PM
Isopropylbenzene	ND	0.20		mg/L	200	2/6/2017 8:26:17 PM
4-Isopropyltoluene	ND	0.20		mg/L	200	2/6/2017 8:26:17 PM
4-Methyl-2-pentanone	ND	2.0		mg/L	200	2/6/2017 8:26:17 PM
Methylene Chloride	ND	0.60		mg/L	200	2/6/2017 8:26:17 PM

Refer to the QC Summary report and sample login checklist for flagged QC data and preservation information.

Qualifiers:
* Value exceeds Maximum Contaminant Level.
D Sample Diluted Due to Matrix
H Holding times for preparation or analysis exceeded
ND Not Detected at the Reporting Limit
R RPD outside accepted recovery limits
S % Recovery outside of range due to dilution or matrix
B Analyte detected in the associated Method Blank
E Value above quantitation range
J Analyte detected below quantitation limits
P Sample pH Not In Range
RL Reporting Detection Limit
W Sample container temperature is out of limit as specified

Hall Environmental Analysis Laboratory, Inc.

Analytical Report
Lab Order **1702175**
Date Reported: **2/10/2017**

CLIENT: Souder, Miller and Associates
Project: Dolores Station
Lab ID: 1702175-001 **Matrix:** AQUEOUS

Client Sample ID: Dolores BGT
Collection Date: 2/2/2017 11:15:00 AM
Received Date: 2/3/2017 8:35:00 AM

Analyses	Result	PQL	Qual	Units	DF	Date Analyzed
EPA METHOD 7470: MERCURY						Analyst: MED
Mercury	ND	0.00020		mg/L	1	2/7/2017 6:30:36 PM
EPA 6010B: TOTAL RECOVERABLE METALS						Analyst: pmf
Arsenic	ND	0.020		mg/L	1	2/8/2017 12:51:25 PM
Barium	0.094	0.020		mg/L	1	2/8/2017 12:51:25 PM
Cadmium	ND	0.0020		mg/L	1	2/8/2017 12:51:25 PM
Chromium	ND	0.0060		mg/L	1	2/8/2017 12:51:25 PM
Lead	ND	0.0050		mg/L	1	2/8/2017 12:51:25 PM
Selenium	ND	0.050		mg/L	1	2/8/2017 12:51:25 PM
Silver	ND	0.0050		mg/L	1	2/8/2017 12:51:25 PM
EPA METHOD 8270C: PAHS						Analyst: DAM
Naphthalene	ND	0.50		µg/L	1	2/9/2017 2:55:59 PM
1-Methylnaphthalene	ND	0.50		µg/L	1	2/9/2017 2:55:59 PM
2-Methylnaphthalene	ND	0.50		µg/L	1	2/9/2017 2:55:59 PM
Acenaphthylene	ND	0.50		µg/L	1	2/9/2017 2:55:59 PM
Acenaphthene	ND	0.50		µg/L	1	2/9/2017 2:55:59 PM
Fluorene	ND	0.50		µg/L	1	2/9/2017 2:55:59 PM
Phenanthrene	ND	0.50		µg/L	1	2/9/2017 2:55:59 PM
Anthracene	ND	0.50		µg/L	1	2/9/2017 2:55:59 PM
Fluoranthene	ND	0.50		µg/L	1	2/9/2017 2:55:59 PM
Pyrene	ND	0.50		µg/L	1	2/9/2017 2:55:59 PM
Benz(a)anthracene	ND	0.50		µg/L	1	2/9/2017 2:55:59 PM
Chrysene	ND	0.50		µg/L	1	2/9/2017 2:55:59 PM
Benzo(b)fluoranthene	ND	0.50		µg/L	1	2/9/2017 2:55:59 PM
Benzo(k)fluoranthene	ND	0.50		µg/L	1	2/9/2017 2:55:59 PM
Benzo(a)pyrene	ND	0.50		µg/L	1	2/9/2017 2:55:59 PM
Dibenz(a,h)anthracene	ND	0.50		µg/L	1	2/9/2017 2:55:59 PM
Benzo(g,h,i)perylene	ND	0.50		µg/L	1	2/9/2017 2:55:59 PM
Indeno(1,2,3-cd)pyrene	ND	0.50		µg/L	1	2/9/2017 2:55:59 PM
Surr: N-hexadecane	61.6	15-176		%Rec	1	2/9/2017 2:55:59 PM
Surr: Benzo(e)pyrene	59.1	15-198		%Rec	1	2/9/2017 2:55:59 PM
EPA METHOD 8260B: VOLATILES						Analyst: DJF
Benzene	ND	0.50		mg/L	200	2/6/2017 8:26:17 PM
Toluene	ND	0.20		mg/L	200	2/6/2017 8:26:17 PM
Ethylbenzene	ND	0.20		mg/L	200	2/6/2017 8:26:17 PM
Methyl tert-butyl ether (MTBE)	ND	0.20		mg/L	200	2/6/2017 8:26:17 PM
1,2,4-Trimethylbenzene	ND	0.20		mg/L	200	2/6/2017 8:26:17 PM
1,3,5-Trimethylbenzene	ND	0.20		mg/L	200	2/6/2017 8:26:17 PM
1,2-Dichloroethane (EDC)	ND	0.20		mg/L	200	2/6/2017 8:26:17 PM

Refer to the QC Summary report and sample login checklist for flagged QC data and preservation information.

Qualifiers:
* Value exceeds Maximum Contaminant Level.
D Sample Diluted Due to Matrix
H Holding times for preparation or analysis exceeded
ND Not Detected at the Reporting Limit
R RPD outside accepted recovery limits
S % Recovery outside of range due to dilution or matrix
B Analyte detected in the associated Method Blank
E Value above quantitation range
J Analyte detected below quantitation limits
P Sample pH Not In Range
RL Reporting Detection Limit
W Sample container temperature is out of limit as specified

HALL ENVIRONMENTAL ANALYSIS LABORATORY

Hall Environmental Analysis Laboratory
4901 Hawkins NE
Albuquerque, NM 87109
TEL: 505-345-3975 FAX: 505-345-4107
Website: www.hallenvironmental.com

February 10, 2017

Ashley Maxwell
Souder, Miller and Associates
401 W. Broadway
Farmington, NM 87401
TEL: (505) 325-5667
FAX (505) 327-1496

RE: Dolores Station OrderNo.: 1702175

Dear Ashley Maxwell:

Hall Environmental Analysis Laboratory received 2 sample(s) on 2/3/2017 for the analyses presented in the following report.

These were analyzed according to EPA procedures or equivalent. To access our accredited tests please go to www.hallenvironmental.com or the state specific web sites. In order to properly interpret your results it is imperative that you review this report in its entirety. See the sample checklist and/or the Chain of Custody for information regarding the sample receipt temperature and preservation. Data qualifiers or a narrative will be provided if the sample analysis or analytical quality control parameters require a flag. When necessary, data qualifers are provided on both the sample analysis report and the QC summary report, both sections should be reviewed. All samples are reported, as received, unless otherwise indicated. Lab measurement of analytes considered field parameters that require analysis within 15 minutes of sampling such as pH and residual chlorine are qualified as being analyzed outside of the recommended holding time.

Please don't hesitate to contact HEAL for any additional information or clarifications.

ADHS Cert #AZ0682 – NMED-DWB Cert #NM9425 – NMED-Micro Cert #NM0190

Sincerely,

Andy Freeman
Laboratory Manager
4901 Hawkins NE
Albuquerque, NM 87109

District I
1625 N. French Dr., Hobbs, NM 88240
District II
1301 W. Grand Avenue, Artesia, NM 88210
District III
1000 Rio Brazos Road, Aztec, NM 87410
District IV
1220 S. St. Francis Dr., Santa Fe, NM 87505

State of New Mexico
Energy Minerals and Natural Resources
Oil Conservation Division
1220 South St. Francis Dr.
Santa Fe, NM 87505

Form C-138
Revised 06/01/11

Surface Waste Management Facility Operator and Generator shall maintain and make this documentation available for Division inspection.

REQUEST FOR APPROVAL TO ACCEPT SOLID WASTE

1. Generator Name and Address:
Enterprise Field Services, LLC, 614 Reilly Ave, Farmington NM 87401

2. Originating Site:
Manzanares Val Verde Off Lead Compressor Station

3. Location of Material (Street Address, City, State or ULSTR):
III. O Section 4 Township 29 North Range 8 West; 36.747812, -107.675701. San Juan County, NM

4. Source and Description of Waste:
Source: Water/Oil from the Non Exempt WasteWater Tanks and from the compressor skid drains.
Description: Non Exempt/Non-Hazardous Water from the compressor skids.
Estimated Volume 60 yd³ bbls Known Volume (to be entered by the operator at the end of the haul) 40 yd³ bbls

5. GENERATOR CERTIFICATION STATEMENT OF WASTE STATUS

I, Thomas Long, representative or authorized agent for Enterprise Products Operating do hereby
Generator Signature
certify that according to the Resource Conservation and Recovery Act (RCRA) and the US Environmental Protection Agency's July 1988 regulatory determination, the above described waste is: (Check the appropriate classification)

☐ RCRA Exempt: Oil field wastes generated from oil and gas exploration and production operations and are not mixed with non-exempt waste. ***Operator Use Only: Waste Acceptance Frequency*** ☐ *Monthly* ☐ *Weekly* ☐ *Per Load*

☒ RCRA Non-Exempt: Oil field waste which is non-hazardous that does not exceed the minimum standards for waste hazardous by characteristics established in RCRA regulations, 40 CFR 261.21-261.24, or listed hazardous waste as defined in 40 CFR, part 261, subpart D, as amended. The following documentation is attached to demonstrate the above-described waste is non-hazardous. (Check the appropriate items)

☐ MSDS Information ☒ RCRA Hazardous Waste Analysis ☒ Process Knowledge ☐ Other (Provide description in Box 4)

GENERATOR 19.15.36.15 WASTE TESTING CERTIFICATION STATEMENT FOR LANDFARMS

I, Thomas Long representative for Enterprise Products Operating authorize to complete
Generator Signature
the required testing/sign the Generator Waste Testing Certification:

I, _____, representative for Agua Moss, LLC do hereby certify that representative samples of the oil field waste have been subjected to the paint filter test and tested for chloride content and that the samples have been found to conform to the specific requirements applicable to landfarms pursuant to Section 15 of 19.15.36 NMAC. The results of the representative samples are attached to demonstrate the above-described waste conform to the requirements of Section 15 of 19.15.36 NMAC.

5. Transporter: To Be Determined

OCD Permitted Surface Waste Management Facility

Name and Facility Permit #: ***Agua Moss, LLC - Permit #: NM-01-009**
Address of Facility: **SW/4 NW/4 Section 2, Township 29N, Range Crouch Mesa, NM**

Method of Treatment and/or Disposal:
☐ Evaporation ☒ Injection ☐ Treating Plant ☐ Landfarm ☐ Landfill ☐ Other

Waste Acceptance Status: ☒ **APPROVED** ☐ **DENIED** (Must Be Maintained As Permanent Record)

PRINT NAME: Craig Hughes TITLE: Supervisor DATE: 4/17
SIGNATURE: TELEPHONE NO.:
Surface Waste Management Facility Authorized Agent

HALL ENVIRONMENTAL ANALYSIS LABORATORY

Hall Environmental Analysis Laboratory
4901 Hawkins NE
Albuquerque, NM 87109
TEL: 505-345-3975 FAX: 505-345-4107
Website: www.hallenvironmental.com

April 26, 2017

Ashley Maxwell
Souder, Miller and Associates
401 W. Broadway
Farmington, NM 87401
TEL: (505) 325-5667
FAX (505) 327-1496

RE: Manzaneres V V CS OrderNo.: 1704458

Dear Ashley Maxwell:

Hall Environmental Analysis Laboratory received 1 sample(s) on 4/12/2017 for the analyses presented in the following report.

These were analyzed according to EPA procedures or equivalent. To access our accredited tests please go to www.hallenvironmental.com or the state specific web sites. In order to properly interpret your results, it is imperative that you review this report in its entirety. See the sample checklist and/or the Chain of Custody for information regarding the sample receipt temperature and preservation. Data qualifiers or a narrative will be provided if the sample analysis or analytical quality control parameters require a flag. When necessary, data qualifiers are provided on both the sample analysis report and the QC summary report, both sections should be reviewed. All samples are reported, as received, unless otherwise indicated. Lab measurement of analytes considered field parameters that require analysis within 15 minutes of sampling such as pH and residual chlorine are qualified as being analyzed outside of the recommended holding time.

Please don't hesitate to contact HEAL for any additional information or clarifications.

ADHS Cert #AZ0682 – NMED-DWB Cert #NM9425 – NMED-Micro Cert #NM0190

Sincerely,

Andy Freeman
Laboratory Manager
4901 Hawkins NE
Albuquerque, NM 87109

Analytical Report
Lab Order **1704458**
Date Reported: **4/26/2017**

Hall Environmental Analysis Laboratory, Inc.

CLIENT: Souder, Miller and Associates **Client Sample ID:** Manzaneres AGT
Project: Manzaneres V V CS **Collection Date:** 4/11/2017 11:00:00 AM
Lab ID: 1704458-001 **Matrix:** AQUEOUS **Received Date:** 4/12/2017 7:00:00 AM

Analyses	Result	PQL	Qual	Units	DF	Date Analyzed	Batch
EPA METHOD 7470: MERCURY							Analyst: **MED**
Mercury	ND	0.00020		mg/L	1	4/18/2017 3:08:29 PM	31266
EPA 6010B: TOTAL RECOVERABLE METALS							Analyst: **MED**
Arsenic	ND	0.020		mg/L	1	4/20/2017 11:40:28 AM	31313
Barium	0.067	0.020		mg/L	1	4/20/2017 11:40:28 AM	31313
Cadmium	ND	0.0020		mg/L	1	4/20/2017 11:40:28 AM	31313
Chromium	0.0092	0.0060		mg/L	1	4/20/2017 11:40:28 AM	31313
Lead	0.0093	0.0050		mg/L	1	4/20/2017 11:40:28 AM	31313
Selenium	ND	0.050		mg/L	1	4/20/2017 11:40:28 AM	31313
Silver	ND	0.0060		mg/L	1	4/20/2017 11:40:28 AM	31313
EPA METHOD 8270C: PAHS							Analyst: **DAM**
Naphthalene	ND	2.5	D	µg/L	1	4/14/2017 7:50:22 PM	31194
1-Methylnaphthalene	ND	2.5	D	µg/L	1	4/14/2017 7:50:22 PM	31194
2-Methylnaphthalene	ND	2.5	D	µg/L	1	4/14/2017 7:50:22 PM	31194
Acenaphthylene	ND	2.5	D	µg/L	1	4/14/2017 7:50:22 PM	31194
Acenaphthene	ND	2.5	D	µg/L	1	4/14/2017 7:50:22 PM	31194
Fluorene	ND	2.5	D	µg/L	1	4/14/2017 7:50:22 PM	31194
Phenanthrene	ND	2.5	D	µg/L	1	4/14/2017 7:50:22 PM	31194
Anthracene	ND	2.5	D	µg/L	1	4/14/2017 7:50:22 PM	31194
Fluoranthene	ND	2.5	D	µg/L	1	4/14/2017 7:50:22 PM	31194
Pyrene	ND	2.5	D	µg/L	1	4/14/2017 7:50:22 PM	31194
Benz(a)anthracene	ND	2.5	D	µg/L	1	4/14/2017 7:50:22 PM	31194
Chrysene	ND	2.5	D	µg/L	1	4/14/2017 7:50:22 PM	31194
Benzo(b)fluoranthene	ND	2.5	D	µg/L	1	4/14/2017 7:50:22 PM	31194
Benzo(k)fluoranthene	ND	2.5	D	µg/L	1	4/14/2017 7:50:22 PM	31194
Benzo(a)pyrene	ND	2.5	D	µg/L	1	4/14/2017 7:50:22 PM	31194
Dibenz(a,h)anthracene	ND	2.5	D	µg/L	1	4/14/2017 7:50:22 PM	31194
Benzo(g,h,i)perylene	ND	2.5	D	µg/L	1	4/14/2017 7:50:22 PM	31194
Indeno(1,2,3-cd)pyrene	ND	2.5	D	µg/L	1	4/14/2017 7:50:22 PM	31194
Surr: N-Hexadecane	67.7	15-176	D	%Rec	1	4/14/2017 7:50:22 PM	31194
Surr: Benzo(e)pyrene	64.1	15-198	D	%Rec	1	4/14/2017 7:50:22 PM	31194
EPA METHOD 8260B: VOLATILES							Analyst: **AG**
Benzene	ND	0.50		mg/L	200	4/12/2017 4:37:41 PM	R42061
Toluene	4.27	0.20		mg/L	200	4/12/2017 4:37:41 PM	R42061
Ethylbenzene	ND	0.20		mg/L	200	4/12/2017 4:37:41 PM	R42061
Methyl tert-butyl ether (MTBE)	ND	0.20		mg/L	200	4/12/2017 4:37:41 PM	R42061
1,2,4-Trimethylbenzene	ND	0.20		mg/L	200	4/12/2017 4:37:41 PM	R42061
1,3,5-Trimethylbenzene	ND	0.20		mg/L	200	4/12/2017 4:37:41 PM	R42061
1,2-Dichloroethane (EDC)	ND	0.20		mg/L	200	4/12/2017 4:37:41 PM	R42061

Refer to the QC Summary report and sample login checklist for flagged QC data and preservation information.

Qualifiers:
* Value exceeds Maximum Contaminant Level.
D Sample Diluted Due to Matrix
H Holding times for preparation or analysis exceeded
ND Not Detected at the Reporting Limit
R RPD outside accepted recovery limits
S % Recovery outside of range due to dilution or matrix
B Analyte detected in the associated Method Blank
E Value above quantitation range
J Analyte detected below quantitation limits
P Sample pH Not In Range
RL Reporting Detection Limit
W Sample container temperature is out of limit as specified

Analytical Report
Lab Order 1704458
Date Reported: 4/26/2017

Hall Environmental Analysis Laboratory, Inc.

CLIENT: Souder, Miller and Associates
Project: Manzaneres V V CS
Lab ID: 1704458-001
Matrix: AQUEOUS
Client Sample ID: Manzaneres AGT
Collection Date: 4/11/2017 11:00:00 AM
Received Date: 4/12/2017 7:00:00 AM

Analyses	Result	PQL	Qual	Units	DF	Date Analyzed	Batch
EPA METHOD 8260B: VOLATILES							Analyst: AG
1,2-Dibromoethane (EDB)	ND	0.20		mg/L	200	4/12/2017 4:37:41 PM	B42061
Naphthalene	ND	0.40		mg/L	200	4/12/2017 4:37:41 PM	B42061
1-Methylnaphthalene	ND	0.80		mg/L	200	4/12/2017 4:37:41 PM	B42061
2-Methylnaphthalene	ND	0.80		mg/L	200	4/12/2017 4:37:41 PM	B42061
Acetone	ND	2.0		mg/L	200	4/12/2017 4:37:41 PM	B42061
Bromobenzene	ND	0.20		mg/L	200	4/12/2017 4:37:41 PM	B42061
Bromodichloromethane	ND	0.20		mg/L	200	4/12/2017 4:37:41 PM	B42061
Bromoform	ND	0.20		mg/L	200	4/12/2017 4:37:41 PM	B42061
Bromomethane	ND	0.60		mg/L	200	4/12/2017 4:37:41 PM	B42061
2-Butanone	ND	2.0		mg/L	200	4/12/2017 4:37:41 PM	B42061
Carbon disulfide	ND	2.0		mg/L	200	4/12/2017 4:37:41 PM	B42061
Carbon Tetrachloride	ND	0.20		mg/L	200	4/12/2017 4:37:41 PM	B42061
Chlorobenzene	ND	0.20		mg/L	200	4/12/2017 4:37:41 PM	B42061
Chloroethane	ND	0.40		mg/L	200	4/12/2017 4:37:41 PM	B42061
Chloroform	ND	0.20		mg/L	200	4/12/2017 4:37:41 PM	B42061
Chloromethane	ND	0.60		mg/L	200	4/12/2017 4:37:41 PM	B42061
2-Chlorotoluene	ND	0.20		mg/L	200	4/12/2017 4:37:41 PM	B42061
4-Chlorotoluene	ND	0.20		mg/L	200	4/12/2017 4:37:41 PM	B42061
cis-1,2-DCE	ND	0.20		mg/L	200	4/12/2017 4:37:41 PM	B42061
cis-1,3-Dichloropropene	ND	0.20		mg/L	200	4/12/2017 4:37:41 PM	B42061
1,2-Dibromo-3-chloropropane	ND	0.40		mg/L	200	4/12/2017 4:37:41 PM	B42061
Dibromochloromethane	ND	0.20		mg/L	200	4/12/2017 4:37:41 PM	B42061
Dibromomethane	ND	0.20		mg/L	200	4/12/2017 4:37:41 PM	B42061
1,2-Dichlorobenzene	ND	0.20		mg/L	200	4/12/2017 4:37:41 PM	B42061
1,3-Dichlorobenzene	ND	0.20		mg/L	200	4/12/2017 4:37:41 PM	B42061
1,4-Dichlorobenzene	ND	0.20		mg/L	200	4/12/2017 4:37:41 PM	B42061
Dichlorodifluoromethane	ND	0.20		mg/L	200	4/12/2017 4:37:41 PM	B42061
1,1-Dichloroethane	ND	0.20		mg/L	200	4/12/2017 4:37:41 PM	B42061
1,1-Dichloroethene	ND	0.20		mg/L	200	4/12/2017 4:37:41 PM	B42061
1,2-Dichloropropane	ND	0.20		mg/L	200	4/12/2017 4:37:41 PM	B42061
1,3-Dichloropropane	ND	0.20		mg/L	200	4/12/2017 4:37:41 PM	B42061
2,2-Dichloropropane	ND	0.40		mg/L	200	4/12/2017 4:37:41 PM	B42061
1,1-Dichloropropene	ND	0.20		mg/L	200	4/12/2017 4:37:41 PM	B42061
Hexachlorobutadiene	ND	0.20		mg/L	200	4/12/2017 4:37:41 PM	B42061
2-Hexanone	ND	2.0		mg/L	200	4/12/2017 4:37:41 PM	B42061
Isopropylbenzene	ND	0.20		mg/L	200	4/12/2017 4:37:41 PM	B42061
4-Isopropyltoluene	ND	0.20		mg/L	200	4/12/2017 4:37:41 PM	B42061
4-Methyl-2-pentanone	ND	2.0		mg/L	200	4/12/2017 4:37:41 PM	B42061
Methylene Chloride	ND	0.60		mg/L	200	4/12/2017 4:37:41 PM	B42061

Refer to the QC Summary report and sample login checklist for flagged QC data and preservation information.

Qualifiers:
- * Value exceeds Maximum Contaminant Level.
- D Sample Diluted Due to Matrix
- H Holding times for preparation or analysis exceeded
- ND Not Detected at the Reporting Limit
- R RPD outside accepted recovery limits
- S % Recovery outside of range due to dilution or matrix
- B Analyte detected in the associated Method Blank
- E Value above quantitation range
- J Analyte detected below quantitation limits
- P Sample pH Not In Range
- RL Reporting Detection Limit
- W Sample container temperature is out of limit as specified

Analytical Report
Lab Order 1704458
Date Reported: 4/26/2017

Hall Environmental Analysis Laboratory, Inc.

CLIENT: Souder, Miller and Associates
Project: Manzaneres V V CS
Lab ID: 1704458-001
Matrix: AQUEOUS
Client Sample ID: Manzaneres AGT
Collection Date: 4/11/2017 11:00:00 AM
Received Date: 4/12/2017 7:00:00 AM

Analyses	Result	PQL	Qual	Units	DF	Date Analyzed	Batch
EPA METHOD 8260B: VOLATILES							Analyst: AG
n-Butylbenzene	ND	0.60		mg/L	200	4/12/2017 4:37:41 PM	B42061
n-Propylbenzene	ND	0.20		mg/L	200	4/12/2017 4:37:41 PM	B42061
sec-Butylbenzene	ND	0.20		mg/L	200	4/12/2017 4:37:41 PM	B42061
Styrene	ND	0.20		mg/L	200	4/12/2017 4:37:41 PM	B42061
tert-Butylbenzene	ND	0.20		mg/L	200	4/12/2017 4:37:41 PM	B42061
1,1,1,2-Tetrachloroethane	ND	0.20		mg/L	200	4/12/2017 4:37:41 PM	B42061
1,1,2,2-Tetrachloroethane	ND	0.40		mg/L	200	4/12/2017 4:37:41 PM	B42061
Tetrachloroethene (PCE)	ND	0.20		mg/L	200	4/12/2017 4:37:41 PM	B42061
trans-1,2-DCE	ND	0.20		mg/L	200	4/12/2017 4:37:41 PM	B42061
trans-1,3-Dichloropropene	ND	0.20		mg/L	200	4/12/2017 4:37:41 PM	B42061
1,2,3-Trichlorobenzene	ND	0.20		mg/L	200	4/12/2017 4:37:41 PM	B42061
1,2,4-Trichlorobenzene	ND	0.20		mg/L	200	4/12/2017 4:37:41 PM	B42061
1,1,1-Trichloroethane	ND	0.20		mg/L	200	4/12/2017 4:37:41 PM	B42061
1,1,2-Trichloroethane	ND	0.20		mg/L	200	4/12/2017 4:37:41 PM	B42061
Trichloroethene (TCE)	ND	0.20		mg/L	200	4/12/2017 4:37:41 PM	B42061
Trichlorofluoromethane	ND	0.20		mg/L	200	4/12/2017 4:37:41 PM	B42061
1,2,3-Trichloropropane	ND	0.40		mg/L	200	4/12/2017 4:37:41 PM	B42061
Vinyl chloride	ND	0.20		mg/L	200	4/12/2017 4:37:41 PM	B42061
Xylenes, Total	ND	0.30		mg/L	200	4/12/2017 4:37:41 PM	B42061
Surr: 1,2-Dichloroethane-d4	98.4	70-130		%Rec	200	4/12/2017 4:37:41 PM	B42061
Surr: 4-Bromofluorobenzene	108	70-130		%Rec	200	4/12/2017 4:37:41 PM	B42061
Surr: Dibromofluoromethane	95.1	70-130		%Rec	200	4/12/2017 4:37:41 PM	B42061
Surr: Toluene-d8	99.4	70-130		%Rec	200	4/12/2017 4:37:41 PM	B42061

Refer to the QC Summary report and sample login checklist for flagged QC data and preservation information.

Qualifiers:
- * Value exceeds Maximum Contaminant Level.
- D Sample Diluted Due to Matrix
- H Holding times for preparation or analysis exceeded
- ND Not Detected at the Reporting Limit
- R RPD outside accepted recovery limits
- S % Recovery outside of range due to dilution or matrix
- B Analyte detected in the associated Method Blank
- E Value above quantitation range
- J Analyte detected below quantitation limits
- P Sample pH Not In Range
- RL Reporting Detection Limit
- W Sample container temperature is out of limit as specified

QC SUMMARY REPORT

Hall Environmental Analysis Laboratory, Inc.

WO#: 1704458
26-Apr-17

Client: Souder, Miller and Associates
Project: Manzaneres V V CS

Sample ID: rb | SampType: MBLK | TestCode: EPA Method 8260B: VOLATILES
Client ID: PBW | Batch ID: B42061 | RunNo: 42061
Prep Date: | Analysis Date: 4/12/2017 | SeqNo: 1321847 | Units: µg/L

Analyte	Result	PQL	SPK value	SPK Ref Val	%REC	LowLimit	HighLimit	%RPD	RPDLimit	Qual
Benzene	ND	1.0								
Toluene	ND	1.0								
Ethylbenzene	ND	1.0								
Methyl tert butyl ether (MTBE)	ND	1.0								
1,2,4-Trimethylbenzene	ND	1.0								
1,3,5-Trimethylbenzene	ND	1.0								
1,2-Dichloroethane (EDC)	ND	1.0								
1,2-Dibromoethane (EDB)	ND	1.0								
Naphthalene	ND	2.0								
1-Methylnaphthalene	ND	4.0								
2-Methylnaphthalene	ND	4.0								
Acetone	ND	10								
Bromobenzene	ND	1.0								
Bromodichloromethane	ND	1.0								
Bromoform	ND	1.0								
Bromomethane	ND	3.0								
2-Butanone	ND	10								
Carbon disulfide	ND	10								
Carbon Tetrachloride	ND	1.0								
Chlorobenzene	ND	1.0								
Chloroethane	ND	2.0								
Chloroform	ND	1.0								
Chloromethane	ND	3.0								
2-Chlorotoluene	ND	1.0								
4-Chlorotoluene	ND	1.0								
cis-1,2-DCE	ND	1.0								
cis-1,3-Dichloropropene	ND	1.0								
1,2-Dibromo-3-chloropropane	ND	2.0								
Dibromochloromethane	ND	1.0								
Dibromomethane	ND	1.0								
1,2-Dichlorobenzene	ND	1.0								
1,3-Dichlorobenzene	ND	1.0								
1,4-Dichlorobenzene	ND	1.0								
Dichlorodifluoromethane	ND	1.0								
1,1-Dichloroethane	ND	1.0								
1,1-Dichloroethene	ND	1.0								
1,2-Dichloropropane	ND	1.0								
1,3-Dichloropropane	ND	1.0								
2,2-Dichloropropane	ND	2.0								

Qualifiers:
- * Value exceeds Maximum Contaminant Level.
- D Sample Diluted Due to Matrix
- H Holding times for preparation or analysis exceeded
- ND Not Detected at the Reporting Limit
- R RPD outside accepted recovery limits
- S % Recovery outside of range due to dilution or matrix
- B Analyte detected in the associated Method Blank
- E Value above quantitation range
- J Analyte detected below quantitation limits
- P Sample pH Not In Range
- RL Reporting Detection Limit
- W Sample container temperature is out of limit as specified

QC SUMMARY REPORT
Hall Environmental Analysis Laboratory, Inc.
WO#: 1704458
26-Apr-17
Client: Souder, Miller and Associates
Project: Manzaneres V V CS

Sample ID: rb | SampType: MBLK | TestCode: EPA Method 8260B: VOLATILES
Client ID: PBW | Batch ID: B42061 | RunNo: 42061
Prep Date: | Analysis Date: 4/12/2017 | SeqNo: 1321847 | Units: µg/L

Analyte	Result	PQL	SPK value	SPK Ref Val	%REC	LowLimit	HighLimit	%RPD	RPDLimit	Qual
1,1-Dichloropropene	ND	1.0								
Hexachlorobutadiene	ND	1.0								
2-Hexanone	ND	10								
Isopropylbenzene	ND	1.0								
4-Isopropyltoluene	ND	1.0								
4-Methyl-2-pentanone	ND	10								
Methylene Chloride	ND	3.0								
n-Butylbenzene	ND	3.0								
n-Propylbenzene	ND	1.0								
sec-Butylbenzene	ND	1.0								
Styrene	ND	1.0								
tert-Butylbenzene	ND	1.0								
1,1,1,2-Tetrachloroethane	ND	1.0								
1,1,2,2-Tetrachloroethane	ND	2.0								
Tetrachloroethene (PCE)	ND	1.0								
trans-1,2-DCE	ND	1.0								
trans-1,3-Dichloropropene	ND	1.0								
1,2,3-Trichlorobenzene	ND	1.0								
1,2,4-Trichlorobenzene	ND	1.0								
1,1,1-Trichloroethane	ND	1.0								
1,1,2-Trichloroethane	ND	1.0								
Trichloroethene (TCE)	ND	1.0								
Trichlorofluoromethane	ND	1.0								
1,2,3-Trichloropropane	ND	2.0								
Vinyl chloride	ND	1.0								
Xylenes, Total	ND	1.5								
Surr: 1,2-Dichloroethane-d4	8.9		10.00		89.1	70	130			
Surr: 4-Bromofluorobenzene	11		10.00		106	70	130			
Surr: Dibromofluoromethane	10		10.00		99.6	70	130			
Surr: Toluene-d8	10		10.00		102	70	130			

Sample ID: 100ng lcs | SampType: LCS | TestCode: EPA Method 8260B: VOLATILES
Client ID: LCSW | Batch ID: B42061 | RunNo: 42061
Prep Date: | Analysis Date: 4/12/2017 | SeqNo: 1321849 | Units: µg/L

Analyte	Result	PQL	SPK value	SPK Ref Val	%REC	LowLimit	HighLimit	%RPD	RPDLimit	Qual
Benzene	19	1.0	20.00	0	96.8	70	130			
Toluene	19	1.0	20.00	0	93.7	70	130			
Chlorobenzene	19	1.0	20.00	0	94.6	70	130			

Qualifiers:
- * Value exceeds Maximum Contaminant Level.
- D Sample Diluted Due to Matrix
- H Holding times for preparation or analysis exceeded
- ND Not Detected at the Reporting Limit
- R RPD outside accepted recovery limits
- S % Recovery outside of range due to dilution or matrix
- B Analyte detected in the associated Method Blank
- E Value above quantitation range
- J Analyte detected below quantitation limits
- P Sample pH Not In Range
- RL Reporting Detection Limit
- W Sample container temperature is out of limit as specified

QC SUMMARY REPORT
Hall Environmental Analysis Laboratory, Inc.

WO#: 1704459
26-Apr-17

Client: Souder, Miller and Associates
Project: Manzaneres V V CS

Sample ID: 100ng lcs | SampType: LCS | TestCode: EPA Method 8260B: VOLATILES
Client ID: LCSW | Batch ID: B42061 | RunNo: 42061
Prep Date: | Analysis Date: 4/12/2017 | SeqNo: 1321849 | Units: µg/L

Analyte	Result	PQL	SPK value	SPK Ref Val	%REC	LowLimit	HighLimit	%RPD	RPDLimit	Qual
1,1-Dichloroethene	18	1.0	20.00	0	90.0	70	130			
Trichloroethene (TCE)	17	1.0	20.00	0	87.2	70	130			
Surr: 1,2-Dichloroethane-d4	8.7		10.00		86.9	70	130			
Surr: 4-Bromofluorobenzene	11		10.00		112	70	130			
Surr: Dibromofluoromethane	10		10.00		99.6	70	130			
Surr: Toluene-d8	9.7		10.00		96.8	70	130			

Sample ID: 1704458-001amsd | SampType: MS | TestCode: EPA Method 8260B: VOLATILES
Client ID: Manzaneres AGT | Batch ID: B42061 | RunNo: 42061
Prep Date: | Analysis Date: 4/12/2017 | SeqNo: 1321852 | Units: mg/L

Analyte	Result	PQL	SPK value	SPK Ref Val	%REC	LowLimit	HighLimit	%RPD	RPDLimit	Qual
Benzene	3.8	0.20	4.000	0.1389	92.7	70	130			
Toluene	4.0	0.20	4.000	0.2680	93.0	70	130			
Chlorobenzene	3.6	0.20	4.000	0	90.0	70	130			
1,1-Dichloroethene	3.3	0.20	4.000	0	83.2	70	130			
Trichloroethene (TCE)	3.3	0.20	4.000	0	83.7	70	130			
Surr: 1,2-Dichloroethane-d4	1.7		2.000		85.7	70	130			
Surr: 4-Bromofluorobenzene	2.2		2.000		111	70	130			
Surr: Dibromofluoromethane	1.9		2.000		96.2	70	130			
Surr: Toluene-d8	1.9		2.000		96.3	70	130			

Sample ID: 1704458-001amsd | SampType: MSD | TestCode: EPA Method 8260B: VOLATILES
Client ID: Manzaneres AGT | Batch ID: B42061 | RunNo: 42061
Prep Date: | Analysis Date: 4/12/2017 | SeqNo: 1321853 | Units: mg/L

Analyte	Result	PQL	SPK value	SPK Ref Val	%REC	LowLimit	HighLimit	%RPD	RPDLimit	Qual
Benzene	3.8	0.20	4.000	0.1389	94.4	70	130	1.73	20	
Toluene	3.7	0.20	4.000	0.2680	85.0	70	130	8.32	20	
Chlorobenzene	3.4	0.20	4.000	0	86.0	70	130	4.47	20	
1,1-Dichloroethene	3.3	0.20	4.000	0	83.4	70	130	0.140	20	
Trichloroethene (TCE)	3.4	0.20	4.000	0	83.8	70	130	0.185	20	
Surr: 1,2-Dichloroethane-d4	1.9		2.000		94.3	70	130	0	0	
Surr: 4-Bromofluorobenzene	2.2		2.000		111	70	130	0	0	
Surr: Dibromofluoromethane	2.1		2.000		103	70	130	0	0	
Surr: Toluene-d8	1.9		2.000		93.6	70	130	0	0	

Qualifiers:
- * Value exceeds Maximum Contaminant Level.
- B Analyte detected in the associated Method Blank
- D Sample Diluted Due to Matrix
- E Value above quantitation range
- H Holding times for preparation or analysis exceeded
- J Analyte detected below quantitation limits
- ND Not Detected at the Reporting Limit
- P Sample pH Not In Range
- R RPD outside accepted recovery limits
- RL Reporting Detection Limit
- S % Recovery outside of range due to dilution or matrix
- W Sample container temperature is out of limit as specified

QC SUMMARY REPORT
Hall Environmental Analysis Laboratory, Inc.

WO#: 1704459
26-Apr-17

Client: Souder, Miller and Associates
Project: Manzaneres V V CS

Sample ID: lcs-31194 | SampType: LCS | TestCode: EPA Method 8270C: PAHs
Client ID: LCSW | Batch ID: 31194 | RunNo: 42146
Prep Date: 4/12/2017 | Analysis Date: 4/14/2017 | SeqNo: 1323886 | Units: µg/L

Analyte	Result	PQL	SPK value	SPK Ref Val	%REC	LowLimit	HighLimit	%RPD	RPDLimit	Qual
Naphthalene	8.8	0.50	20.00	0	44.1	37.4	120			
1-Methylnaphthalene	9.6	0.50	20.00	0	48.1	39.3	121			
2-Methylnaphthalene	9.0	0.50	20.00	0	44.8	37.8	122			
Acenaphthylene	11	0.50	20.00	0	54.2	37	124			
Acenaphthene	11	0.50	20.00	0	54.6	35.6	123			
Fluorene	11	0.50	20.00	0	57.1	35.2	122			
Phenanthrene	12	0.50	20.00	0	61.7	38.8	122			
Anthracene	12	0.50	20.00	0	61.0	37.5	125			
Fluoranthene	12	0.50	20.00	0	61.5	37.4	131			
Pyrene	11	0.50	20.00	0	57.0	27.5	140			
Benz(a)anthracene	12	0.50	20.00	0	58.2	25.4	141			
Chrysene	11	0.50	20.00	0	56.5	33.6	155			
Benzo(b)fluoranthene	12	0.50	20.00	0	58.5	39	153			
Benzo(k)fluoranthene	13	0.50	20.00	0	63.3	38	154			
Benzo(a)pyrene	12	0.50	20.00	0	59.1	38.6	153			
Dibenz(a,h)anthracene	12	0.50	20.00	0	61.9	39.7	155			
Benzo(g,h,i)perylene	12	0.50	20.00	0	60.6	39.6	154			
Indeno(1,2,3-cd)pyrene	12	0.50	20.00	0	61.1	18.1	153			
Surr: N-hexadecane	11		87.60		12.1	15	176			S
Surr: Benzo(e)pyrene	12		20.00		58.1	15	196			

Sample ID: lcsd-31194 | SampType: LCSD | TestCode: EPA Method 8270C: PAHs
Client ID: LCSS02 | Batch ID: 31194 | RunNo: 42146
Prep Date: 4/12/2017 | Analysis Date: 4/14/2017 | SeqNo: 1323881 | Units: µg/L

Analyte	Result	PQL	SPK value	SPK Ref Val	%REC	LowLimit	HighLimit	%RPD	RPDLimit	Qual
Naphthalene	12	0.50	20.00	0	58.5	37.4	120	28.1	20	R
1-Methylnaphthalene	13	0.50	20.00	0	63.4	39.3	121	27.4	25.8	R
2-Methylnaphthalene	12	0.50	20.00	0	61.8	37.8	122	31.9	23.8	R
Acenaphthylene	13	0.50	20.00	0	65.7	37	124	19.2	28.6	
Acenaphthene	14	0.50	20.00	0	67.8	35.6	123	21.6	27	
Fluorene	15	0.50	20.00	0	73.6	35.2	122	25.2	25.7	
Phenanthrene	16	0.50	20.00	0	80.0	38.8	122	25.8	20	R
Anthracene	17	0.50	20.00	0	84.5	37.5	125	32.3	21.2	R
Fluoranthene	16	0.50	20.00	0	78.5	37.4	131	24.3	21.8	R
Pyrene	16	0.50	20.00	0	78.4	27.5	140	31.6	31.1	R
Benz(a)anthracene	16	0.50	20.00	0	78.7	25.4	141	29.9	26.6	R
Chrysene	15	0.50	20.00	0	76.0	33.6	155	29.4	21.2	R
Benzo(b)fluoranthene	16	0.50	20.00	0	79.0	39	153	29.8	20	R

Qualifiers:
- * Value exceeds Maximum Contaminant Level.
- B Analyte detected in the associated Method Blank
- D Sample Diluted Due to Matrix
- E Value above quantitation range
- H Holding times for preparation or analysis exceeded
- J Analyte detected below quantitation limits
- ND Not Detected at the Reporting Limit
- P Sample pH Not In Range
- R RPD outside accepted recovery limits
- RL Reporting Detection Limit
- S % Recovery outside of range due to dilution or matrix
- W Sample container temperature is out of limit as specified

QC SUMMARY REPORT
Hall Environmental Analysis Laboratory, Inc.

WO#: 1704459
26-Apr-17

Client: Souder, Miller and Associates
Project: Manzaneres V V CS

Sample ID: lcsd-31194 | SampType: LCSD | TestCode: EPA Method 8270C: PAHs
Client ID: LCSS02 | Batch ID: 31194 | RunNo: 42146
Prep Date: 4/12/2017 | Analysis Date: 4/14/2017 | SeqNo: 1323881 | Units: µg/L

Analyte	Result	PQL	SPK value	SPK Ref Val	%REC	LowLimit	HighLimit	%RPD	RPDLimit	Qual
Benzo(k)fluoranthene	16	0.50	20.00	0	81.6	38	154	25.3	21	R
Benzo(a)pyrene	15	0.50	20.00	0	77.2	38.6	153	28.6	24.8	R
Dibenz(a,h)anthracene	16	0.50	20.00	0	79.2	39.7	155	24.5	26	
Benzo(g,h,i)perylene	16	0.50	20.00	0	78.4	39.6	154	25.8	20	R
Indeno(1,2,3-cd)pyrene	16	0.50	20.00	0	81.3	19.1	153	28.4	20	R
Surr: N-hexadecane	8.1		87.60		9.29	15	176	0	0	S
Surr: Benzo(e)pyrene	16		20.00		78.5	15	196	0	0	

Sample ID: mb-31194 | SampType: MBLK | TestCode: EPA Method 8270C: PAHs
Client ID: PBW | Batch ID: 31194 | RunNo: 42146
Prep Date: 4/12/2017 | Analysis Date: 4/14/2017 | SeqNo: 1323882 | Units: µg/L

Analyte	Result	PQL	SPK value	SPK Ref Val	%REC	LowLimit	HighLimit	%RPD	RPDLimit	Qual
Naphthalene	ND	0.50								
1-Methylnaphthalene	ND	0.50								
2-Methylnaphthalene	ND	0.50								
Acenaphthylene	ND	0.50								
Acenaphthene	ND	0.50								
Fluorene	ND	0.50								
Phenanthrene	ND	0.50								
Anthracene	ND	0.50								
Fluoranthene	ND	0.50								
Pyrene	ND	0.50								
Benz(a)anthracene	ND	0.50								
Chrysene	ND	0.50								
Benzo(b)fluoranthene	ND	0.50								
Benzo(k)fluoranthene	ND	0.50								
Benzo(a)pyrene	ND	0.50								
Dibenz(a,h)anthracene	ND	0.50								
Benzo(g,h,i)perylene	ND	0.50								
Indeno(1,2,3-cd)pyrene	ND	0.50								
Surr: N-hexadecane	37		87.60		42.7	15	176			
Surr: Benzo(e)pyrene	13		20.00		67.0	15	196			

Qualifiers:
- * Value exceeds Maximum Contaminant Level.
- B Analyte detected in the associated Method Blank
- D Sample Diluted Due to Matrix
- E Value above quantitation range
- H Holding times for preparation or analysis exceeded
- J Analyte detected below quantitation limits
- ND Not Detected at the Reporting Limit
- P Sample pH Not In Range
- R RPD outside accepted recovery limits
- RL Reporting Detection Limit
- S % Recovery outside of range due to dilution or matrix
- W Sample container temperature is out of limit as specified

QC SUMMARY REPORT
Hall Environmental Analysis Laboratory, Inc.

WO#: 1704459
26-Apr-17

Client: Souder, Miller and Associates
Project: Manzaneres V V CS

Sample ID: MB-31266 | SampType: MBLK | TestCode: EPA Method 7470: Mercury
Client ID: PBW | Batch ID: 31266 | RunNo: 42186
Prep Date: 4/17/2017 | Analysis Date: 4/18/2017 | SeqNo: 1325810 | Units: mg/L

Analyte	Result	PQL	SPK value	SPK Ref Val	%REC	LowLimit	HighLimit	%RPD	RPDLimit	Qual
Mercury	ND	0.00020								

Sample ID: LCS-31266 | SampType: LCS | TestCode: EPA Method 7470: Mercury
Client ID: LCSW | Batch ID: 31266 | RunNo: 42186
Prep Date: 4/17/2017 | Analysis Date: 4/18/2017 | SeqNo: 1325811 | Units: mg/L

Analyte	Result	PQL	SPK value	SPK Ref Val	%REC	LowLimit	HighLimit	%RPD	RPDLimit	Qual
Mercury	0.0047	0.00020	0.005000	0	93.4	80	120			

Qualifiers:
- * Value exceeds Maximum Contaminant Level.
- B Analyte detected in the associated Method Blank
- D Sample Diluted Due to Matrix
- E Value above quantitation range
- H Holding times for preparation or analysis exceeded
- J Analyte detected below quantitation limits
- ND Not Detected at the Reporting Limit
- P Sample pH Not In Range
- R RPD outside accepted recovery limits
- RL Reporting Detection Limit
- S % Recovery outside of range due to dilution or matrix
- W Sample container temperature is out of limit as specified

QC SUMMARY REPORT
Hall Environmental Analysis Laboratory, Inc.

WO#: 1704458
14-Apr-17

Client: Souder, Miller and Associates
Project: Manzaneres V V CS

Sample ID MB-31313	SampType: MBLK	TestCode: EPA 6010B: Total Recoverable Metals			
Client ID: PBW	Batch ID: 31313	RunNo: 42247			
Prep Date: 4/19/2017	Analysis Date: 4/20/2017	SeqNo: 1327539	Units: mg/L		

Analyte	Result	PQL	SPK value	SPK Ref Val	%REC	LowLimit	HighLimit	%RPD	RPDLimit	Qual
Arsenic	ND	0.020								
Barium	ND	0.020								
Cadmium	ND	0.0020								
Chromium	ND	0.0060								
Lead	ND	0.0050								
Selenium	ND	0.050								
Silver	ND	0.0060								

Sample ID LCS-31313	SampType: LCS	TestCode: EPA 6010B: Total Recoverable Metals			
Client ID: LCSW	Batch ID: 31313	RunNo: 42247			
Prep Date: 4/19/2017	Analysis Date: 4/20/2017	SeqNo: 1327540	Units: mg/L		

Analyte	Result	PQL	SPK value	SPK Ref Val	%REC	LowLimit	HighLimit	%RPD	RPDLimit	Qual
Arsenic	0.46	0.020	0.5000	0	95.7	80	120			
Barium	0.47	0.020	0.5000	0	93.0	80	120			
Cadmium	0.47	0.0020	0.5000	0	93.2	80	120			
Chromium	0.47	0.0060	0.5000	0	93.4	80	120			
Lead	0.46	0.0050	0.5000	0	92.0	80	120			
Selenium	0.49	0.050	0.5000	0	97.5	80	120			
Silver	0.095	0.0050	0.1000	0	96.3	80	120			

Qualifiers:

- * Value exceeds Maximum Contaminant Level.
- D Sample Diluted Due to Matrix
- H Holding times for preparation or analysis exceeded
- ND Not Detected at the Reporting Limit
- R RPD outside accepted recovery limits
- S % Recovery outside of range due to dilution or matrix
- B Analyte detected in the associated Method Blank
- E Value above quantitation range
- J Analyte detected below quantitation limits
- P Sample pH Not In Range
- RL Reporting Detection Limit
- W Sample container temperature is out of limit as specified

---

HALL ENVIRONMENTAL ANALYSIS LABORATORY

Hall Environmental Analysis Laboratory
4901 Hawkins NE
Albuquerque, NM 87109
TEL: 505-345-3975 FAX: 505-345-4107
Website: www.hallenvironmental.com

Sample Log-In Check List

Client Name: SMA-FARM Work Order Number: 1704458 RcptNo: 1

Received By: Lindsey Mangin 4/12/2017 7:00:00 AM
Completed By: Ashley Gallegos 4/12/2017 8:40:07 AM
Reviewed By: ARG 04/12/17

Chain of Custody

1. Custody seals intact on sample bottles? Yes ☐ No ☐ Not Present ☑
2. Is Chain of Custody complete? Yes ☑ No ☐ Not Present ☐
3. How was the sample delivered? Courier

Log In

4. Was an attempt made to cool the samples? Yes ☑ No ☐ NA ☐
5. Were all samples received at a temperature of >0° C to 6.0°C Yes ☑ No ☐ NA ☐
6. Sample(s) in proper container(s)? Yes ☑ No ☐
7. Sufficient sample volume for indicated test(s)? Yes ☑ No ☐
8. Are samples (except VOA and ONG) properly preserved? Yes ☑ No ☐
9. Was preservative added to bottles? Yes ☐ No ☑ NA ☐
10. VOA vials have zero headspace? Yes ☑ No ☐ No VOA Vials ☐
11. Were any sample containers received broken? Yes ☐ No ☑
12. Does paperwork match bottle labels? (Note discrepancies on chain of custody) Yes ☑ No ☐
13. Are matrices correctly identified on Chain of Custody? Yes ☑ No ☐
14. Is it clear what analyses were requested? Yes ☑ No ☐
15. Were all holding times able to be met? (If no, notify customer for authorization.) Yes ☑ No ☐

# of preserved bottles checked for pH: 1 (2 or >12 unless noted)
Adjusted? YES
Checked by: ENM

Special Handling (if applicable)

16. Was client notified of all discrepancies with this order? Yes ☐ No ☐ NA ☑

Person Notified: Date:
By Whom: Via: ☐ eMail ☐ Phone ☐ Fax ☐ In Person
Regarding:
Client Instructions:

17. Additional remarks: Added 1mL HNO_3 to -001C for acceptable pH for metals analysis. -ENM 04/12/17

18. Cooler Information

Cooler No	Temp °C	Condition	Seal Intact	Seal No	Seal Date	Signed By
1	1.5	Good	Yes			

Chain-of-Custody Record

HALL ENVIRONMENTAL ANALYSIS LABORATORY
www.hallenvironmental.com
4901 Hawkins NE - Albuquerque, NM 87109
Tel. 505-345-3975 Fax 505-345-4107

Client: SMA
Mailing Address: 401 W. Pierce Ave, Farmington, NM 87401
Phone #: 505-325-7535
Email or Fax: Ashley.Maxwell@souderinc.com
QA/QC Package: ☐ Standard ☐ Level 4 (Full Validation)
☐ Accreditation: ☐ NELAP ☐ Other
☐ EDD (Type)

Turn-Around Time: ☑ Standard ☐ Rush
Project Name: Manzaneres V V CS
Project #:
Project Manager: Ashley Maxwell / Tom Long
Sampler: CP/LM
On Ice: ☑ Yes ☐ No
Sample Temperature: 1.5

Date	Time	Matrix	Sample Request ID	Container Type and #	Preservative Type	HEAL No. 1704458
4/11/17	1100	H2O	Manzaneres A-1	Various	Various	-001

Analysis Request: BTEX + MTBE + TMB's (8021); BTEX + MTBE + TPH (Gas only); TPH 8015B (GRO / DRO / MRO); TPH (Method 418.1); EDB (Method 504.1); PAH's (8310 or 8270 SIM's); RCRA 8 Metals TCLP; Anions (F, Cl, NO3, NO2, PO4, SO4); 8081 Pesticides / 8082 PCB's; 8260 (VOA); 8270 (Semi-VOA); Air Bubbles (Y or N)

Remarks: 8260 Full List Report TCLP Compare at TCLP Limits
Invoice / Tom Long Enterprise

Relinquished by: Ashley Maxwell 4/11/17 1602
Received by: 4/11/17 0700

Date: Time: Relinquished by: Received by:
Date: Time: Relinquished by: Received by:

If necessary, samples submitted to Hall Environmental may be subcontracted to other accredited laboratories. This serves as notice of this possibility. Any subcontracted data will be clearly notated on the analytical report.

4/5/17 2017

District I
1625 N. French Dr., Hobbs, NM 88240
District II
1301 W. Grand Avenue, Artesia, NM 88210
District III
1000 Rio Brazos Road, Aztec, NM 87410
District IV
1220 S. St. Francis Dr., Santa Fe, NM 87505

State of New Mexico
Energy Minerals and Natural Resources
Oil Conservation Division
1220 South St. Francis Dr.
Santa Fe, NM 87505

Form C-138
Revised 08/08/11

*Surface Waste Management Facility Operator and Generator shall maintain and make this documentation available for Division inspection.

REQUEST FOR APPROVAL TO ACCEPT SOLID WASTE

1. Generator Name and Address:
Enterprise Field Services, LLC, 614 Reilly Ave, Farmington NM 87401

2. Originating Site:
Hart Canyon #1 Compressor Station

3. Location of Material (Street Address, City, State or ULSTR):
UL H Section 29 Township 31 North Range 10 West; 36.872934, -107.900317, San Juan County, NM

4. Source and Description of Waste:
Source: Water/Oil from the Non Exempt WasteWater Tanks and from the compressor skid drains.
Description: Non Exempt/Non Hazardous Water from the compressor skids
Estimated Volume: 100 yd³ / bbls Known Volume (to be entered by the operator at the end of the haul): 85 yd³ / bbls

5. GENERATOR CERTIFICATION STATEMENT OF WASTE STATUS

I, Thomas Long, representative or authorized agent for Enterprise Products Operating do hereby
Generator Signature
certify that according to the Resource Conservation and Recovery Act (RCRA) and the US Environmental Protection Agency's July 1988 regulatory determination, the above described waste is: (Check the appropriate classification)

☐ RCRA Exempt: Oil field wastes generated from oil and gas exploration and production operations and are not mixed with non-exempt waste. *Operator Use Only: Waste Acceptance Frequency* ☐ *Monthly* ☐ *Weekly* ☐ *Per Load*

☒ RCRA Non-Exempt: Oil field waste which is non-hazardous that does not exceed the minimum standards for waste hazardous by characteristics established in RCRA regulations, 40 CFR 261.21-261.24, or listed hazardous waste as defined in 40 CFR, part 261, subpart D, as amended. The following documentation is attached to demonstrate the above-described waste is non-hazardous: (Check the appropriate items)

☐ MSDS Information ☒ RCRA Hazardous Waste Analysis ☒ Process Knowledge ☐ Other (Provide description in Box 4)

GENERATOR 19.15.36.15 WASTE TESTING CERTIFICATION STATEMENT FOR LANDFARMS

I, Thomas Long 4-5-17, representative for Enterprise Products Operating authorize to complete
Generator Signature
the required testing/sign the Generator Waste Testing Certification.

I, _____, representative for Agua Moss, LLC do hereby certify that representative samples of the oil field waste have been subjected to the paint filter test and tested for chloride content and that the samples have been found to conform to the specific requirements applicable to landforms pursuant to Section 15 of 19.15.36 NMAC. The results of the representative samples are attached to demonstrate the above-described waste conform to the requirements of Section 15 of 19.15.36 NMAC.

5. Transporter: To Be Determined

OCD Permitted Surface Waste Management Facility

Name and Facility Permit #: ***Agua Moss, LLC - Permit #: NM-01-009**
Address of Facility: **SW/4 NW/4 Section 2, Township 29N, Range Crouch Mesa, NM**

Method of Treatment and/or Disposal:
☐ Evaporation ☒ Injection ☐ Treating Plant ☐ Landfarm ☐ Landfill ☐ Other

Waste Acceptance Status:
☒ **APPROVED** ☐ **DENIED** (Must Be Maintained As Permanent Record)

PRINT NAME: Gavin Higgins TITLE: Supervisor DATE: 12/17
SIGNATURE: TELEPHONE NO.:
Surface Waste Management Facility Authorized Agent

4/5/17

HALL ENVIRONMENTAL ANALYSIS LABORATORY

Hall Environmental Analysis Laboratory
4901 Hawkins NE
Albuquerque, NM 87109
TEL: 505-345-3975 FAX: 505-345-4107
Website: www.hallenvironmental.com

April 04, 2017

Ashley Maxwel:

Souder, Miller and Associates
401 W. Broadway
Farmington, NM 87401
TEL: (505) 325-5667
FAX (505) 327-1496

RE: Hart Canyon 1 OrderNo.: 1703B67

Dear Ashley Maxwell:

Hall Environmental Analysis Laboratory received 1 sample(s) on 3/23/2017 for the analyses presented in the following report.

These were analyzed according to EPA procedures or equivalent. To access our accredited tests please go to www.hallenvironmental.com or the state specific web sites. In order to properly interpret your results it is imperative that you review this report in its entirety. See the sample checklist and/or the Chain of Custody for information regarding the sample receipt temperature and preservation. Data qualifiers or a narrative will be provided if the sample analysis or analytical quality control parameters require a flag. When necessary, data qualifiers are provided on both the sample analysis report and the QC summary report, both sections should be reviewed. All samples are reported, as received, unless otherwise indicated. Lab measurement of analytes considered field parameters that require analysis within 15 minutes of sampling such as pH and residual chlorine are qualified as being analyzed outside of the recommended holding time.

Please don't hesitate to contact HEAL for any additional information or clarifications.

ADHS Cert #AZ0682 – NMED-DWB Cert #NM9425 – NMED-Micro Cert #NM0190

Sincerely,

Andy Freeman
Laboratory Manager
4901 Hawkins NE
Albuquerque, NM 87109

Analytical Report
Lab Order 1703B67
Date Reported: 4/4/2017

Hall Environmental Analysis Laboratory, Inc.

CLIENT: Souder, Miller and Associates — **Client Sample ID:** South BGT
Project: Hart Canyon 1 — **Collection Date:** 3/21/2017 10:50:00 AM
Lab ID: 1703B67-001 — **Matrix:** AQUEOUS — **Received Date:** 3/23/2017 7:20:00 AM

Analyses	Result	PQL	Qual	Units	DF	Date Analyzed	Batch
EPA METHOD 7470: MERCURY							Analyst: MED
Mercury	ND	0.00200		mg/L	1	3/31/2017 9:27:41 AM	30999
EPA 6010B: TOTAL RECOVERABLE METALS							Analyst: MED
Arsenic	ND	5.0		mg/L	1	3/31/2017 8:49:55 AM	30980
Barium	ND	100		mg/L	1	3/31/2017 8:49:55 AM	30980
Cadmium	ND	1.0		mg/L	1	3/31/2017 8:49:55 AM	30980
Chromium	ND	5.0		mg/L	1	3/31/2017 8:49:55 AM	30980
Lead	ND	5.0		mg/L	1	3/31/2017 8:49:55 AM	30980
Selenium	ND	1.0		mg/L	1	3/31/2017 8:49:55 AM	30980
Silver	ND	5.0		mg/L	1	3/31/2017 8:49:55 AM	30980
EPA METHOD 8270C: PAHS							Analyst: DAM
Naphthalene	ND	10	D	µg/L	20	3/30/2017 6:13:29 PM	30877
1-Methylnaphthalene	ND	10	D	µg/L	20	3/30/2017 6:13:29 PM	30877
2-Methylnaphthalene	ND	10	D	µg/L	20	3/30/2017 6:13:29 PM	30877
Acenaphthylene	ND	10	D	µg/L	20	3/30/2017 6:13:29 PM	30877
Acenaphthene	ND	10	D	µg/L	20	3/30/2017 6:13:29 PM	30877
Fluorene	ND	10	D	µg/L	20	3/30/2017 6:13:29 PM	30877
Phenanthrene	ND	10	D	µg/L	20	3/30/2017 6:13:29 PM	30877
Anthracene	ND	10	D	µg/L	20	3/30/2017 6:13:29 PM	30877
Fluoranthene	ND	10	D	µg/L	20	3/30/2017 6:13:29 PM	30877
Pyrene	ND	10	D	µg/L	20	3/30/2017 6:13:29 PM	30877
Benz(a)anthracene	ND	10	D	µg/L	20	3/30/2017 6:13:29 PM	30877
Chrysene	ND	10	D	µg/L	20	3/30/2017 6:13:29 PM	30877
Benzo(b)fluoranthene	ND	10	D	µg/L	20	3/30/2017 6:13:29 PM	30877
Benzo(k)fluoranthene	ND	10	D	µg/L	20	3/30/2017 6:13:29 PM	30877
Benzo(a)pyrene	ND	10	D	µg/L	20	3/30/2017 6:13:29 PM	30877
Dibenz(a,h)anthracene	ND	10	D	µg/L	20	3/30/2017 6:13:29 PM	30877
Benzo(g,h,i)perylene	ND	10	D	µg/L	20	3/30/2017 6:13:29 PM	30877
Indeno(1,2,3-cd)pyrene	ND	10	D	µg/L	20	3/30/2017 6:13:29 PM	30877
Surr: N-Nitrosodiazene	0	15-176	SD	%Rec	20	3/30/2017 6:13:29 PM	30877
Surr: Benzo(e)pyrene	0	15-168	SD	%Rec	20	3/30/2017 6:13:29 PM	30877
EPA METHOD 8260B: VOLATILES							Analyst: DJF
Benzene	ND	0.20		mg/L	200	3/24/2017 2:59:01 PM	R41652
Toluene	ND	0.20		mg/L	200	3/24/2017 2:59:01 PM	R41652
Ethylbenzene	ND	0.20		mg/L	200	3/24/2017 2:59:01 PM	R41652
Methyl tert-butyl ether (MTBE)	ND	0.20		mg/L	200	3/24/2017 2:59:01 PM	R41652
1,2,4-Trimethylbenzene	ND	0.20		mg/L	200	3/24/2017 2:59:01 PM	R41652
1,3,5-Trimethylbenzene	ND	0.20		mg/L	200	3/24/2017 2:59:01 PM	R41652
1,2-Dichloroethane (EDC)	ND	0.20		mg/L	200	3/24/2017 2:59:01 PM	R41652

Refer to the QC Summary report and sample login checklist for flagged QC data and preservation information.

Qualifiers:
* Value exceeds Maximum Contaminant Level.
B Analyte detected in the associated Method Blank
D Sample Diluted Due to Matrix
E Value above quantitation range
H Holding times for preparation or analysis exceeded
J Analyte detected below quantitation limits
ND Not Detected at the Reporting Limit
P Sample pH Not In Range
R RPD outside accepted recovery limits
RL Reporting Detection Limit
S % Recovery outside of range due to dilution or matrix
W Sample container temperature is out of limit as specified

Analytical Report
Lab Order 1703B67
Date Reported: 4/4/2017

Hall Environmental Analysis Laboratory, Inc.

CLIENT: Souder, Miller and Associates — **Client Sample ID:** South BGT
Project: Hart Canyon 1 — **Collection Date:** 3/21/2017 10:50:00 AM
Lab ID: 1703B67-001 — **Matrix:** AQUEOUS — **Received Date:** 3/23/2017 7:20:00 AM

Analyses	Result	PQL	Qual	Units	DF	Date Analyzed	Batch
EPA METHOD 8260B: VOLATILES							Analyst: DJF
1,2-Dibromoethane (EDB)	ND	0.20		mg/L	200	3/24/2017 2:59:01 PM	R41652
Naphthalene	ND	0.40		mg/L	200	3/24/2017 2:59:01 PM	R41652
1-Methylnaphthalene	ND	0.80		mg/L	200	3/24/2017 2:59:01 PM	R41652
2-Methylnaphthalene	ND	0.80		mg/L	200	3/24/2017 2:59:01 PM	R41652
Acetone	ND	2.0		mg/L	200	3/24/2017 2:59:01 PM	R41652
Bromobenzene	ND	0.20		mg/L	200	3/24/2017 2:59:01 PM	R41652
Bromodichloromethane	ND	0.20		mg/L	200	3/24/2017 2:59:01 PM	R41652
Bromoform	ND	0.20		mg/L	200	3/24/2017 2:59:01 PM	R41652
Bromomethane	ND	0.60		mg/L	200	3/24/2017 2:59:01 PM	R41652
2-Butanone	ND	2.0		mg/L	200	3/24/2017 2:59:01 PM	R41652
Carbon disulfide	ND	2.0		mg/L	200	3/24/2017 2:59:01 PM	R41652
Carbon Tetrachloride	ND	0.20		mg/L	200	3/24/2017 2:59:01 PM	R41652
Chlorobenzene	ND	0.20		mg/L	200	3/24/2017 2:59:01 PM	R41652
Chloroethane	ND	0.40		mg/L	200	3/24/2017 2:59:01 PM	R41652
Chloroform	ND	0.20		mg/L	200	3/24/2017 2:59:01 PM	R41652
Chloromethane	ND	0.60		mg/L	200	3/24/2017 2:59:01 PM	R41652
2-Chlorotoluene	ND	0.20		mg/L	200	3/24/2017 2:59:01 PM	R41652
4-Chlorotoluene	ND	0.20		mg/L	200	3/24/2017 2:59:01 PM	R41652
cis-1,2-DCE	ND	0.20		mg/L	200	3/24/2017 2:59:01 PM	R41652
cis-1,3-Dichloropropene	ND	0.20		mg/L	200	3/24/2017 2:59:01 PM	R41652
1,2-Dibromo-3-chloropropane	ND	0.40		mg/L	200	3/24/2017 2:59:01 PM	R41652
Dibromochloromethane	ND	0.20		mg/L	200	3/24/2017 2:59:01 PM	R41652
Dibromomethane	ND	0.20		mg/L	200	3/24/2017 2:59:01 PM	R41652
1,2-Dichlorobenzene	ND	0.20		mg/L	200	3/24/2017 2:59:01 PM	R41652
1,3-Dichlorobenzene	ND	0.20		mg/L	200	3/24/2017 2:59:01 PM	R41652
1,4-Dichlorobenzene	ND	0.20		mg/L	200	3/24/2017 2:59:01 PM	R41652
Dichlorodifluoromethane	ND	0.20		mg/L	200	3/24/2017 2:59:01 PM	R41652
1,1-Dichloroethane	ND	0.20		mg/L	200	3/24/2017 2:59:01 PM	R41652
1,1-Dichloroethene	ND	0.20		mg/L	200	3/24/2017 2:59:01 PM	R41652
1,2-Dichloropropane	ND	0.20		mg/L	200	3/24/2017 2:59:01 PM	R41652
1,3-Dichloropropane	ND	0.20		mg/L	200	3/24/2017 2:59:01 PM	R41652
2,2-Dichloropropane	ND	0.40		mg/L	200	3/24/2017 2:59:01 PM	R41652
1,1-Dichloropropene	ND	0.20		mg/L	200	3/24/2017 2:59:01 PM	R41652
Hexachlorobutadiene	ND	0.20		mg/L	200	3/24/2017 2:59:01 PM	R41652
2-Hexanone	ND	2.0		mg/L	200	3/24/2017 2:59:01 PM	R41652
Isopropylbenzene	ND	0.20		mg/L	200	3/24/2017 2:59:01 PM	R41652
4-Isopropyltoluene	ND	0.20		mg/L	200	3/24/2017 2:59:01 PM	R41652
4-Methyl-2-pentanone	ND	2.0		mg/L	200	3/24/2017 2:59:01 PM	R41652
Methylene Chloride	ND	0.60		mg/L	200	3/24/2017 2:59:01 PM	R41652

Refer to the QC Summary report and sample login checklist for flagged QC data and preservation information.

Qualifiers:
* Value exceeds Maximum Contaminant Level.
B Analyte detected in the associated Method Blank
D Sample Diluted Due to Matrix
E Value above quantitation range
H Holding times for preparation or analysis exceeded
J Analyte detected below quantitation limits
ND Not Detected at the Reporting Limit
P Sample pH Not In Range
R RPD outside accepted recovery limits
RL Reporting Detection Limit
S % Recovery outside of range due to dilution or matrix
W Sample container temperature is out of limit as specified

Analytical Report
Lab Order 1703B67
Date Reported: 4/4/2017

Hall Environmental Analysis Laboratory, Inc.

CLIENT: Souder, Miller and Associates — **Client Sample ID:** South BGT
Project: Hart Canyon 1 — **Collection Date:** 3/21/2017 10:50:00 AM
Lab ID: 1703B67-001 — **Matrix:** AQUEOUS — **Received Date:** 3/23/2017 7:20:00 AM

Analyses	Result	PQL	Qual	Units	DF	Date Analyzed	Batch
EPA METHOD 8260B: VOLATILES							Analyst: DJF
n-Butylbenzene	ND	0.20		mg/L	200	3/24/2017 2:59:01 PM	R41652
n-Propylbenzene	ND	0.20		mg/L	200	3/24/2017 2:59:01 PM	R41652
sec-Butylbenzene	ND	0.20		mg/L	200	3/24/2017 2:59:01 PM	R41652
Styrene	ND	0.20		mg/L	200	3/24/2017 2:59:01 PM	R41652
tert-Butylbenzene	ND	0.20		mg/L	200	3/24/2017 2:59:01 PM	R41652
1,1,1,2-Tetrachloroethane	ND	0.20		mg/L	200	3/24/2017 2:59:01 PM	R41652
1,1,2,2-Tetrachloroethane	ND	0.40		mg/L	200	3/24/2017 2:59:01 PM	R41652
Tetrachloroethene (PCE)	ND	0.20		mg/L	200	3/24/2017 2:59:01 PM	R41652
trans-1,2-DCE	ND	0.20		mg/L	200	3/24/2017 2:59:01 PM	R41652
trans-1,3-Dichloropropene	ND	0.20		mg/L	200	3/24/2017 2:59:01 PM	R41652
1,2,3-Trichlorobenzene	ND	0.20		mg/L	200	3/24/2017 2:59:01 PM	R41652
1,2,4-Trichlorobenzene	ND	0.20		mg/L	200	3/24/2017 2:59:01 PM	R41652
1,1,1-Trichloroethane	ND	0.20		mg/L	200	3/24/2017 2:59:01 PM	R41652
1,1,2-Trichloroethane	ND	0.20		mg/L	200	3/24/2017 2:59:01 PM	R41652
Trichloroethene (TCE)	ND	0.20		mg/L	200	3/24/2017 2:59:01 PM	R41652
Trichlorofluoromethane	ND	0.20		mg/L	200	3/24/2017 2:59:01 PM	R41652
1,2,3-Trichloropropane	ND	0.40		mg/L	200	3/24/2017 2:59:01 PM	R41652
Vinyl chloride	ND	0.20		mg/L	200	3/24/2017 2:59:01 PM	R41652
Xylenes, Total	ND	0.30		mg/L	200	3/24/2017 2:59:01 PM	R41652
Surr: 1,2-Dichloroethane-d4	114	70-130		%Rec	200	3/24/2017 2:59:01 PM	R41652
Surr: 4-Bromofluorobenzene	89.1	70-130		%Rec	200	3/24/2017 2:59:01 PM	R41652
Surr: Dibromofluoromethane	113	70-130		%Rec	200	3/24/2017 2:59:01 PM	R41652
Surr: Toluene-d8	97.9	70-130		%Rec	200	3/24/2017 2:59:01 PM	R41652

Refer to the QC Summary report and sample login checklist for flagged QC data and preservation information.

Qualifiers:
* Value exceeds Maximum Contaminant Level.
B Analyte detected in the associated Method Blank
D Sample Diluted Due to Matrix
E Value above quantitation range
H Holding times for preparation or analysis exceeded
J Analyte detected below quantitation limits
ND Not Detected at the Reporting Limit
P Sample pH Not In Range
R RPD outside accepted recovery limits
RL Reporting Detection Limit
S % Recovery outside of range due to dilution or matrix
W Sample container temperature is out of limit as specified

QC SUMMARY REPORT
Hall Environmental Analysis Laboratory, Inc.

WO#: 1704067
04-Apr-17

Client: Souder, Miller and Associates
Project: Hart Canyon 1

Sample ID: rb | SampType: MBLK | TestCode: EPA Method 8260B: VOLATILES
Client ID: PBW | Batch ID: R41652 | RunNo: 41652
Prep Date: | Analysis Date: 3/24/2017 | SeqNo: 1306625 | Units: µg/L

Analyte	Result	PQL	SPK value	SPK Ref Val	%REC	LowLimit	HighLimit	%RPD	RPDLimit	Qual
Benzene	ND	1.0								
Toluene	ND	1.0								
Ethylbenzene	ND	1.0								
Methyl tert-butyl ether (MTBE)	ND	1.0								
1,2,4-Trimethylbenzene	ND	1.0								
1,3,5-Trimethylbenzene	ND	1.0								
1,2-Dichloroethane (EDC)	ND	1.0								
1,2-Dibromoethane (EDB)	ND	1.0								
Naphthalene	ND	2.0								
1-Methylnaphthalene	ND	4.0								
2-Methylnaphthalene	ND	4.0								
Acetone	ND	10								
Bromobenzene	ND	1.0								
Bromodichloromethane	ND	1.0								
Bromoform	ND	1.0								
Bromomethane	ND	3.0								
2-Butanone	ND	10								
Carbon disulfide	ND	10								
Carbon Tetrachloride	ND	1.0								
Chlorobenzene	ND	1.0								
Chloroethane	ND	2.0								
Chloroform	ND	1.0								
Chloromethane	ND	3.0								
2-Chlorotoluene	ND	1.0								
4-Chlorotoluene	ND	1.0								
cis-1,2-DCE	ND	1.0								
cis-1,3-Dichloropropene	ND	1.0								
1,2-Dibromo-3-chloropropane	ND	2.0								
Dibromochloromethane	ND	1.0								
Dibromomethane	ND	1.0								
1,2-Dichlorobenzene	ND	1.0								
1,3-Dichlorobenzene	ND	1.0								
1,4-Dichlorobenzene	ND	1.0								
Dichlorodifluoromethane	ND	1.0								
1,1-Dichloroethane	ND	1.0								
1,1-Dichloroethene	ND	1.0								
1,2-Dichloropropane	ND	1.0								
1,3-Dichloropropane	ND	1.0								
2,2-Dichloropropane	ND	2.0								

Qualifiers:
- * Value exceeds Maximum Contaminant Level.
- D Sample Diluted Due to Matrix
- H Holding times for preparation or analysis exceeded
- ND Not Detected at the Reporting Limit
- R RPD outside accepted recovery limits
- S % Recovery outside of range due to dilution or matrix
- B Analyte detected in the associated Method Blank
- E Value above quantitation range
- J Analyte detected below quantitation limits
- P Sample pH Not In Range
- RL Reporting Detection Limit
- W Sample container temperature is out of limit as specified

QC SUMMARY REPORT
Hall Environmental Analysis Laboratory, Inc.

WO#: 1704067
04-Apr-17

Client: Souder, Miller and Associates
Project: Hart Canyon 1

Sample ID: rb | SampType: MBLK | TestCode: EPA Method 8260B: VOLATILES
Client ID: PBW | Batch ID: R41652 | RunNo: 41652
Prep Date: | Analysis Date: 3/24/2017 | SeqNo: 1306625 | Units: µg/L

Analyte	Result	PQL	SPK value	SPK Ref Val	%REC	LowLimit	HighLimit	%RPD	RPDLimit	Qual
1,1-Dichloropropene	ND	1.0								
Hexachlorobutadiene	ND	1.0								
2-Hexanone	ND	10								
Isopropylbenzene	ND	1.0								
4-Isopropyltoluene	ND	1.0								
4-Methyl-2-pentanone	ND	10								
Methylene Chloride	ND	3.0								
n-Butylbenzene	ND	3.0								
n-Propylbenzene	ND	1.0								
sec-Butylbenzene	ND	1.0								
Styrene	ND	1.0								
tert-Butylbenzene	ND	1.0								
1,1,1,2-Tetrachloroethane	ND	1.0								
1,1,2,2-Tetrachloroethane	ND	2.0								
Tetrachloroethene (PCE)	ND	1.0								
trans-1,2-DCE	ND	1.0								
trans-1,3-Dichloropropene	ND	1.0								
1,2,3-Trichlorobenzene	ND	1.0								
1,2,4-Trichlorobenzene	ND	1.0								
1,1,1-Trichloroethane	ND	1.0								
1,1,2-Trichloroethane	ND	1.0								
Trichloroethene (TCE)	ND	1.0								
Trichlorofluoromethane	ND	1.0								
1,2,3-Trichloropropane	ND	2.0								
Vinyl chloride	ND	1.0								
Xylenes, Total	ND	1.5								
Surr: 1,2-Dichloroethane-d4	11		10.00		112	70	130			
Surr: 4-Bromofluorobenzene	9.8		10.00		98.0	70	130			
Surr: Dibromofluoromethane	11		10.00		114	70	130			
Surr: Toluene-d8	9.8		10.00		98.1	70	130			

Sample ID: 100ng lcs | SampType: LCS | TestCode: EPA Method 8260B: VOLATILES
Client ID: LCSW | Batch ID: R41652 | RunNo: 41652
Prep Date: | Analysis Date: 3/24/2017 | SeqNo: 1306626 | Units: µg/L

Analyte	Result	PQL	SPK value	SPK Ref Val	%REC	LowLimit	HighLimit	%RPD	RPDLimit	Qual
Benzene	24	1.0	20.00	0	119	70	130			
Toluene	21	1.0	20.00	0	105	70	130			
Chlorobenzene	20	1.0	20.00	0	99.0	70	130			

Qualifiers:
- * Value exceeds Maximum Contaminant Level.
- D Sample Diluted Due to Matrix
- H Holding times for preparation or analysis exceeded
- ND Not Detected at the Reporting Limit
- R RPD outside accepted recovery limits
- S % Recovery outside of range due to dilution or matrix
- B Analyte detected in the associated Method Blank
- E Value above quantitation range
- J Analyte detected below quantitation limits
- P Sample pH Not In Range
- RL Reporting Detection Limit
- W Sample container temperature is out of limit as specified

QC SUMMARY REPORT
Hall Environmental Analysis Laboratory, Inc.

WO#: 1704067
04-Apr-17

Client: Souder, Miller and Associates
Project: Hart Canyon 1

Sample ID: 100ng lcs | SampType: LCS | TestCode: EPA Method 8260B: VOLATILES
Client ID: LCSW | Batch ID: R41652 | RunNo: 41652
Prep Date: | Analysis Date: 3/24/2017 | SeqNo: 1306626 | Units: µg/L

Analyte	Result	PQL	SPK value	SPK Ref Val	%REC	LowLimit	HighLimit	%RPD	RPDLimit	Qual
1,1-Dichloroethene	23	1.0	20.00	0	114	70	130			
Trichloroethene (TCE)	20	1.0	20.00	0	102	70	130			
Surr: 1,2-Dichloroethane-d4	11		10.00		106	70	130			
Surr: 4-Bromofluorobenzene	9.4		10.00		93.6	70	130			
Surr: Dibromofluoromethane	10		10.00		103	70	130			
Surr: Toluene-d8	9.9		10.00		99.0	70	130			

Qualifiers:
- * Value exceeds Maximum Contaminant Level
- D Sample Diluted Due to Matrix
- H Holding times for preparation or analysis exceeded
- ND Not Detected at the Reporting Limit
- R RPD outside accepted recovery limits
- S % Recovery outside of range due to dilution or matrix
- B Analyte detected in the associated Method Blank
- E Value above quantitation range
- J Analyte detected below quantitation limits
- P Sample pH Not In Range
- RL Reporting Detection Limit
- W Sample container temperature is out of limit as specified

QC SUMMARY REPORT
Hall Environmental Analysis Laboratory, Inc.

WO#: 1704067
04-Apr-17

Client: Souder, Miller and Associates
Project: Hart Canyon 1

Sample ID: ics-30877 | SampType: LCS | TestCode: EPA Method 8270C: PAHs
Client ID: LCSS02 | Batch ID: 30877 | RunNo: 41793
Prep Date: 3/24/2017 | Analysis Date: 3/30/2017 | SeqNo: 1311522 | Units: µg/L

Analyte	Result	PQL	SPK value	SPK Ref Val	%REC	LowLimit	HighLimit	%RPD	RPDLimit	Qual
Naphthalene	16	0.50	20.00	0	81.8	37.4	120			
1-Methylnaphthalene	17	0.50	20.00	0	82.9	39.3	121			
2-Methylnaphthalene	16	0.50	20.00	0	81.0	37.8	122			
Acenaphthylene	16	0.50	20.00	0	81.2	37	124			
Acenaphthene	16	0.50	20.00	0	79.2	35.6	123			
Fluorene	17	0.50	20.00	0	84.6	35.2	122			
Phenanthrene	17	0.50	20.00	0	83.2	38.8	122			
Anthracene	18	0.50	20.00	0	87.5	37.5	125			
Fluoranthene	17	0.50	20.00	0	82.7	37.4	131			
Pyrene	17	0.50	20.00	0	83.7	27.5	140			
Benz(a)anthracene	17	0.50	20.00	0	83.6	25.4	141			
Chrysene	16	0.50	20.00	0	80.5	33.6	155			
Benzo(b)fluoranthene	17	0.50	20.00	0	83.6	39	153			
Benzo(k)fluoranthene	17	0.50	20.00	0	83.4	38	154			
Benzo(a)pyrene	16	0.50	20.00	0	79.9	38.8	153			
Dibenz(a,h)anthracene	17	0.50	20.00	0	84.3	39.7	155			
Benzo(g,h,i)perylene	17	0.50	20.00	0	87.3	39.8	154			
Indeno(1,2,3-cd)pyrene	17	0.50	20.00	0	85.1	15.1	153			
Surr: N-hexadecane	79		87.60		90.6	15	176			
Surr: Benzo(e)pyrene	17		20.00		85.1	15	198			

Sample ID: lcsd-30877 | SampType: LCSD | TestCode: EPA Method 8270C: PAHs
Client ID: LCSS02 | Batch ID: 30877 | RunNo: 41793
Prep Date: 3/24/2017 | Analysis Date: 3/30/2017 | SeqNo: 1311523 | Units: µg/L

Analyte	Result	PQL	SPK value	SPK Ref Val	%REC	LowLimit	HighLimit	%RPD	RPDLimit	Qual
Naphthalene	16	0.50	20.00	0	79.8	37.4	120	2.65	20	
1-Methylnaphthalene	16	0.50	20.00	0	78.9	39.3	121	7.51	26.8	
2-Methylnaphthalene	15	0.50	20.00	0	77.0	37.8	122	5.06	23.8	
Acenaphthylene	15	0.50	20.00	0	77.1	37	124	5.18	28.6	
Acenaphthene	15	0.50	20.00	0	76.2	35.6	123	3.80	27	
Fluorene	16	0.50	20.00	0	79.1	35.2	122	6.72	25.7	
Phenanthrene	16	0.50	20.00	0	80.8	38.8	122	6.51	20	
Anthracene	17	0.50	20.00	0	87.0	37.5	125	0.573	21.2	
Fluoranthene	17	0.50	20.00	0	84.7	37.4	131	2.39	21.8	
Pyrene	17	0.50	20.00	0	86.6	27.5	140	3.41	31.1	
Benz(a)anthracene	17	0.50	20.00	0	82.8	25.4	141	0.982	26.8	
Chrysene	16	0.50	20.00	0	80.9	33.6	155	0.496	21.2	
Benzo(b)fluoranthene	16	0.50	20.00	0	69.8	39	153	7.15	20	

Qualifiers:
- * Value exceeds Maximum Contaminant Level
- D Sample Diluted Due to Matrix
- H Holding times for preparation or analysis exceeded
- ND Not Detected at the Reporting Limit
- R RPD outside accepted recovery limits
- S % Recovery outside of range due to dilution or matrix
- B Analyte detected in the associated Method Blank
- E Value above quantitation range
- J Analyte detected below quantitation limits
- P Sample pH Not In Range
- RL Reporting Detection Limit
- W Sample container temperature is out of limit as specified

QC SUMMARY REPORT
Hall Environmental Analysis Laboratory, Inc.

WO#: 1703887
04-Apr-17

Client: Souder, Miller and Associates
Project: Hart Canyon 1

Sample ID: lcs-30877 | SampType: LCSD | TestCode: EPA Method 8270C: PAHs
Client ID: LCSS02 | Batch ID: 30877 | RunNo: 41783
Prep Date: 3/24/2017 | Analysis Date: 3/30/2017 | SeqNo: 1311523 | Units: µg/L

Analyte	Result	PQL	SPK value	SPK Ref Val	%REC	LowLimit	HighLimit	%RPD	RPDLimit	Qual
Benzo(k)fluoranthene	18	0.50	20.00	0	92.3	38	154	10.1	21	
Benzo(a)pyrene	18	0.50	20.00	0	90.7	38.8	153	19.7	34.8	
Dibenz(a,h)anthracene	18	0.50	20.00	0	88.8	39.7	155	5.20	26	
Benzo(g,h,i)perylene	18	0.50	20.00	0	91.9	39.6	154	5.13	20	
Indeno(1,2,3-cd)pyrene	18	0.50	20.00	0	90.7	39.1	153	6.37	20	
Surr: N-hexadecane	73		87.60		83.1	15	176	0	0	
Surr: Benzo(e)pyrene	18		20.00		90.7	15	198	0	0	

Sample ID: mb-30877 | SampType: MBLK | TestCode: EPA Method 8270C: PAHs
Client ID: PBW | Batch ID: 30877 | RunNo: 41783
Prep Date: 3/24/2017 | Analysis Date: 3/30/2017 | SeqNo: 1311524 | Units: µg/L

Analyte	Result	PQL	SPK value	SPK Ref Val	%REC	LowLimit	HighLimit	%RPD	RPDLimit	Qual
Naphthalene	ND	0.50								
1-Methylnaphthalene	ND	0.50								
2-Methylnaphthalene	ND	0.50								
Acenaphthylene	ND	0.50								
Acenaphthene	ND	0.50								
Fluorene	ND	0.50								
Phenanthrene	ND	0.50								
Anthracene	ND	0.50								
Fluoranthene	ND	0.50								
Pyrene	ND	0.50								
Benz(a)anthracene	ND	0.50								
Chrysene	ND	0.50								
Benzo(b)fluoranthene	ND	0.50								
Benzo(k)fluoranthene	ND	0.50								
Benzo(a)pyrene	ND	0.50								
Dibenz(a,h)anthracene	ND	0.50								
Benzo(g,h,i)perylene	ND	0.50								
Indeno(1,2,3-cd)pyrene	ND	0.50								
Surr: N-hexadecane	61		87.60		70.0	15	176			
Surr: Benzo(e)pyrene	13		20.00		65.5	15	198			

Qualifiers:

- * Value exceeds Maximum Contaminant Level.
- D Sample Diluted Due to Matrix
- H Holding times for preparation or analysis exceeded
- ND Not Detected at the Reporting Limit
- R RPD outside accepted recovery limits
- S % Recovery outside of range due to dilution or matrix
- B Analyte detected in the associated Method Blank
- E Value above quantitation range
- J Analyte detected below quantitation limits
- P Sample pH Not In Range
- RL Reporting Detection Limit
- W Sample container temperature is out of limit as specified

QC SUMMARY REPORT
Hall Environmental Analysis Laboratory, Inc.

WO#: 1703887
04-Apr-17

Client: Souder, Miller and Associates
Project: Hart Canyon 1

Sample ID: MB-30998 | SampType: MBLK | TestCode: EPA Method 7470: Mercury
Client ID: PBW | Batch ID: 30998 | RunNo: 41791
Prep Date: 3/30/2017 | Analysis Date: 3/31/2017 | SeqNo: 1312177 | Units: mg/L

Analyte	Result	PQL	SPK value	SPK Ref Val	%REC	LowLimit	HighLimit	%RPD	RPDLimit	Qual
Mercury	ND	0.00020								

Sample ID: LCS-30998 | SampType: LCS | TestCode: EPA Method 7470: Mercury
Client ID: LCSW | Batch ID: 30998 | RunNo: 41791
Prep Date: 3/30/2017 | Analysis Date: 3/31/2017 | SeqNo: 1312178 | Units: mg/L

Analyte	Result	PQL	SPK value	SPK Ref Val	%REC	LowLimit	HighLimit	%RPD	RPDLimit	Qual
Mercury	0.0053	0.00020	0.005000	0	106	80	120			

Qualifiers:

- * Value exceeds Maximum Contaminant Level.
- D Sample Diluted Due to Matrix
- H Holding times for preparation or analysis exceeded
- ND Not Detected at the Reporting Limit
- R RPD outside accepted recovery limits
- S % Recovery outside of range due to dilution or matrix
- B Analyte detected in the associated Method Blank
- E Value above quantitation range
- J Analyte detected below quantitation limits
- P Sample pH Not In Range
- RL Reporting Detection Limit
- W Sample container temperature is out of limit as specified

QC SUMMARY REPORT
Hall Environmental Analysis Laboratory, Inc.

WO#: 1703887
05-Apr-17

Client: Souder, Miller and Associates
Project: Hart Canyon 1

Sample ID: MB-30980 | SampType: MBLK | TestCode: EPA 6010B: Total Recoverable Metals
Client ID: PBW | Batch ID: 30980 | RunNo: 41780
Prep Date: 3/30/2017 | Analysis Date: 3/31/2017 | SeqNo: 1311618 | Units: mg/L

Analyte	Result	PQL	SPK value	SPK Ref Val	%REC	LowLimit	HighLimit	%RPD	RPDLimit	Qual
Arsenic	ND	0.020								
Barium	ND	0.020								
Cadmium	ND	0.0020								
Chromium	ND	0.0060								
Lead	ND	0.0050								
Selenium	ND	0.050								
Silver	ND	0.0050								

Sample ID: LCS-30980 | SampType: LCS | TestCode: EPA 6010B: Total Recoverable Metals
Client ID: LCSW | Batch ID: 30980 | RunNo: 41780
Prep Date: 3/30/2017 | Analysis Date: 3/31/2017 | SeqNo: 1311619 | Units: mg/L

Analyte	Result	PQL	SPK value	SPK Ref Val	%REC	LowLimit	HighLimit	%RPD	RPDLimit	Qual
Arsenic	0.56	0.020	0.5000	0	111	80	120			
Barium	0.51	0.020	0.5000	0	102	80	120			
Cadmium	0.50	0.0020	0.5000	0	99.5	80	120			
Chromium	0.52	0.0060	0.5000	0	104	80	120			
Lead	0.51	0.0050	0.5000	0	103	80	120			
Selenium	0.65	0.050	0.5000	0	131	80	120			S
Silver	0.11	0.0050	0.1000	0	112	80	120			

Qualifiers:

- * Value exceeds Maximum Contaminant Level.
- D Sample Diluted Due to Matrix
- H Holding times for preparation or analysis exceeded
- ND Not Detected at the Reporting Limit
- R RPD outside accepted recovery limits
- S % Recovery outside of range due to dilution or matrix
- B Analyte detected in the associated Method Blank
- E Value above quantitation range
- J Analyte detected below quantitation limits
- P Sample pH Not In Range
- RL Reporting Detection Limit
- W Sample container temperature is out of limit as specified

HALL ENVIRONMENTAL ANALYSIS LABORATORY
Hall Environmental Analysis Laboratory
4901 Hawkins NE
Albuquerque, NM 87109
TEL: 505-345-3975 FAX: 505-345-4107
Website: www.hallenvironmental.com

Sample Log-In Check List

Client Name: SMA-FARM | Work Order Number: 1703887 | RcptNo: 1

Received by/date: AT 03/23/17
Logged By: Ashley Gallegos 3/23/2017 7:20:00 AM
Completed By: Ashley Gallegos 3/23/2017 8:25:10 AM
Reviewed By: AT 03/23/17

Chain of Custody

1. Custody seals intact on sample bottles? Yes No Not Present ✓
2. Is Chain of Custody complete? Yes ✓ No Not Present
3. How was the sample delivered? Courier

Log In

4. Was an attempt made to cool the samples? Yes ✓ No NA
5. Were all samples received at a temperature of >0° C to 6.0°C Yes ✓ No NA
6. Sample(s) in proper container(s)? Yes ✓ No
7. Sufficient sample volume for indicated test(s)? Yes ✓ No
8. Are samples (except VOA and ONG) properly preserved? Yes ✓ No
9. Was preservative added to bottles? Yes No ✓ NA
10. VOA vials have zero headspace? Yes No No VOA Vials ✓
11. Were any sample containers received broken? Yes No ✓
12. Does paperwork match bottle labels? (Note discrepancies on chain of custody) Yes ✓ No — # of preserved bottles checked for pH: 2 (<2 or >12 unless noted) — Adjusted? ND
13. Are matrices correctly identified on Chain of Custody? Yes ✓ No
14. Is it clear what analyses were requested? Yes ✓ No
15. Were all holding times able to be met? (If no, notify customer for authorization.) Yes ✓ No — Checked by: AS

Special Handling (if applicable)

16. Was client notified of all discrepancies with this order? Yes No NA ✓

Person Notified: Date
By Whom: Via: eMail Phone Fax In Person
Regarding
Client Instructions:

17. Additional remarks:

18. Cooler Information

Cooler No	Temp °C	Condition	Seal Intact	Seal No	Seal Date	Signed By
1	1-7	Good	Yes			

HALL ENVIRONMENTAL ANALYSIS LABORATORY
www.hallenvironmental.com
4901 Hawkins NE - Albuquerque, NM 87109
Tel. 505-345-3975 Fax 505-345-4107

Chain-of-Custody Record

Client: Souder, Miller & Associates
Mailing Address: 401 W. Broadway, Farmington, NM 87401
Phone #: 505-325-7535
email or Fax#: Ashley.Maxwell@souderenvironmental.com
QA/QC Package: ☐ Standard ☐ Level 4 (Full Validation)
Accreditation: ☐ NELAP ☐ EDD (Type) ☐ Other

Turn-Around Time: ☒ Standard ☐ Rush
Project Name: Hart Canyon #1
Project #: Farmington, NM 87401
Project Manager: Ashley Maxwell, Tom Long
Sampler: Bradley Watson
On Ice: ☒ Yes ☐ No
Sample Temperature: 1.5

Date	Time	Matrix	Sample Request ID	Container Type and #	Preservative Type	HEAL No.	BTEX + MTBE + TMB's (8021)	BTEX + MTBE + TMB's (Gas only)	TPH 8015B (GRO / DRO / MRO)	TPH (Method 418.1)	EDB (Method 504.1)	PAH's (8310 or 8270 SIMS)	RCRA 8 Metals	Anions (F,Cl,NO2,NO3,PO4,SO4)	8081 Pesticides / 8082 PCB's	8260B (VOA)	8270 (Semi-VOA)	Air Bubbles (Y or N)
7/27/17	10:50	H2O	South BGT	1 Amber Jars	Unpreserved	1703867-001						X	X			X		

Remarks:

Relinquished by:	Date: 7/27/17 Time: 1400	Received by:	Date: 7/27/17 Time: 1400
Relinquished by:	Date: 7/27/17 Time: 1824	Received by:	Date: 7/28/17 Time: 0930

If necessary, samples submitted to Hall Environmental may be subcontracted to other accredited laboratories. This serves as notice of this possibility. Any sub-contracted data will be clearly notated on the analytical report.

2017

District I
1625 N. French Dr., Hobbs, NM 88240
District II
1301 W. Grand Avenue, Artesia, NM 88210
District III
1000 Rio Brazos Road, Aztec, NM 87410
District IV
1220 S. St. Francis Dr., Santa Fe, NM 87505

State of New Mexico
Energy Minerals and Natural Resources
Oil Conservation Division
1220 South St. Francis Dr.
Santa Fe, NM 87505

Form C-138
Revised 06/01/11

*Surface Waste Management Facility Operator and Generator shall maintain and make this documentation available for Division inspection.

REQUEST FOR APPROVAL TO ACCEPT SOLID WASTE

1. **Generator Name and Address:**
Enterprise Field Services, LLC, 614 Reilly Ave, Farmington NM 87401

2. **Originating Site:**
Wright Compressor Station

3. **Location of Material (Street Address, City, State or ULSTR):**
UL I Section 14 Township 29 North Range 10 West; 36.722803, -107.848700, San Juan County, NM

4. **Source and Description of Waste:**
Source: Water/Oil from the Non Exempt WasteWater Tanks and from the compressor skid drains.
Description: Non Exempt/Non Hazardous Water from the compressor skids.
Estimated Volume 100 yd³ (bbls) Known Volume (to be entered by the operator at the end of the haul) 30 yd³ (bbls)

5. **GENERATOR CERTIFICATION STATEMENT OF WASTE STATUS**

I, Thomas Long, representative or authorized agent for Enterprise Products Operating do hereby
Generator Signature
certify that according to the Resource Conservation and Recovery Act (RCRA) and the US Environmental Protection Agency's July 1988 regulatory determination, the above described waste is: (Check the appropriate classification)

☐ RCRA Exempt: Oil field wastes generated from oil and gas exploration and production operations and are not mixed with non-exempt waste. ***Operator Use Only: Waste Acceptance Frequency*** ☐ ***Monthly*** ☐ ***Weekly*** ☐ ***Per Load***

☒ RCRA Non-Exempt: Oil field waste which is non-hazardous that does not exceed the minimum standards for waste hazardous by characteristics established in RCRA regulations, 40 CFR 261.21-261.24, or listed hazardous waste as defined in 40 CFR, part 261, subpart D, as amended. The following documentation is attached to demonstrate the above-described waste is non-hazardous. (Check the appropriate items)

☐ MSDS Information ☒ RCRA Hazardous Waste Analysis ☒ Process Knowledge ☐ Other (Provide description in Box 4)

GENERATOR 19.15.36.15 WASTE TESTING CERTIFICATION STATEMENT FOR LANDFARMS

I, Thomas Long, representative for Enterprise Products Operating authorize to complete
Generator Signature
the required testing/sign the Generator Waste Testing Certification.

I, _____, representative for _____Agua Moss, LLC_____ do hereby certify that representative samples of the oil field waste have been subjected to the paint filter test and tested for chloride content and that the samples have been found to conform to the specific requirements applicable to landfarms pursuant to Section 15 of 19.15.36 NMAC. The results of the representative samples are attached to demonstrate the above-described waste conform to the requirements of Section 15 of 19.15.36 NMAC.

5. **Transporter: To Be Determined**

OCD Permitted Surface Waste Management Facility

Name and Facility Permit #: ***Agua Moss, LLC - Permit #: NM-01-009**
Address of Facility: **SW/4 NW/4 Section 2, Township 29N, Range Crouch Mesa, NM**

Method of Treatment and/or Disposal:
☐ Evaporation ☒ Injection ☐ Treating Plant ☐ Landfarm ☐ Landfill ☐ Other

Waste Acceptance Status: ☒ **APPROVED** ☐ **DENIED** (Must Be Maintained As Permanent Record)

PRINT NAME: Adrian Holder TITLE: Operator DATE: 11/1/17
SIGNATURE: _____ TELEPHONE NO.: (505) 334-6186
Surface Waste Management Facility Authorized Agent

HALL ENVIRONMENTAL ANALYSIS LABORATORY

Hall Environmental Analysis Laboratory
4901 Hawkins NE
Albuquerque, NM 87109
TEL: 505-345-3975 FAX: 505-345-4107
Website: www.hallenvironmental.com

August 21, 2017

Ashley Maxwell
Souder, Miller and Associates
401 W. Broadway
Farmington, NM 87401
TEL. (505) 325-5667
FAX (505) 327-1496

RE: Wright CS OrderNo.: 1707E38

Dear Ashley Maxwell:

Hall Environmental Analysis Laboratory received 1 sample(s) on 7/28/2017 for the analyses presented in the following report.

These were analyzed according to EPA procedures or equivalent. To access our accredited tests please go to www.hallenvironmental.com or the state specific web sites. In order to properly interpret your results, it is imperative that you review this report in its entirety. See the sample checklist and/or the Chain of Custody for information regarding the sample receipt temperature and preservation. Data qualifiers or a narrative will be provided if the sample analysis or analytical quality control parameters require a flag. When necessary, data qualifiers are provided on both the sample analysis report and the QC summary report, both sections should be reviewed. All samples are reported, as received, unless otherwise indicated. Lab measurement of analytes considered field parameters that require analysis within 15 minutes of sampling such as pH and residual chlorine are qualified as being analyzed outside of the recommended holding time.

Please don't hesitate to contact HEAL for any additional information or clarifications.

ADHS Cert #AZ0682 – NMED-DWB Cert #NM9425 – NMED-Micro Cert #NM0190

Sincerely,

Andy Freeman
Laboratory Manager
4901 Hawkins NE
Albuquerque, NM 87109

HALL ENVIRONMENTAL ANALYSIS LABORATORY

Hall Environmental Analysis Laboratory
4901 Hawkins NE
Albuquerque, NM 87109
TEL: 505-345-3975 FAX: 505-345-4107
Website: www.hallenvironmental.com

Case Narrative

WO#: 1707E38
Date: 8/21/2017

CLIENT: Souder, Miller and Associates
Project: Wright CS

Analytical Notes Regarding 8270 PAHs:
The QC spike samples had low recoveries. The samples and the QC were reextracted, with passing QC and out of holding time, and the original data was confirmed.

Hall Environmental Analysis Laboratory, Inc.

CLIENT: Souder, Miller and Associates
Project: Wright CS
Lab ID: 1707E38-001 **Matrix:** AQUEOUS

Client Sample ID: Wright W BGT
Collection Date: 7/27/2017 10:23:00 AM
Received Date: 7/28/2017 8:50:00 AM

Analyses	Result	PQL	Qual	Units	DF	Date Analyzed	Batch
EPA METHOD 7470: MERCURY							Analyst: MED
Mercury	ND	0.0200		mg/L	1	8/8/2017 11:09:58 AM	33217
EPA 6010B: TOTAL RECOVERABLE METALS							Analyst: ELS
Arsenic	ND	5.0		mg/L	1	8/12/2017 10:44:07 AM	33199
Barium	ND	100		mg/L	1	8/8/2017 1:30:04 PM	33199
Cadmium	ND	1.0		mg/L	1	8/8/2017 1:30:04 PM	33199
Chromium	ND	5.0		mg/L	1	8/8/2017 1:30:04 PM	33199
Lead	ND	5.0		mg/L	1	8/12/2017 10:44:07 AM	33199
Selenium	ND	1.0		mg/L	1	8/8/2017 1:30:04 PM	33199
Silver	ND	5.0		mg/L	1	8/8/2017 1:30:04 PM	33199
EPA METHOD 8270C: PAHS							Analyst: DAM
Naphthalene	ND	5.0	D	µg/L	1	8/4/2017 1:52:26 PM	33128
1-Methylnaphthalene	ND	5.0	D	µg/L	1	8/4/2017 1:52:26 PM	33128
2-Methylnaphthalene	ND	5.0	D	µg/L	1	8/4/2017 1:52:26 PM	33128
Acenaphthylene	ND	5.0	D	µg/L	1	8/4/2017 1:52:26 PM	33128
Acenaphthene	ND	5.0	D	µg/L	1	8/4/2017 1:52:26 PM	33128
Fluorene	ND	5.0	D	µg/L	1	8/4/2017 1:52:26 PM	33128
Phenanthrene	ND	5.0	D	µg/L	1	8/4/2017 1:52:26 PM	33128
Anthracene	ND	5.0	D	µg/L	1	8/4/2017 1:52:26 PM	33128
Fluoranthene	ND	5.0	D	µg/L	1	8/4/2017 1:52:26 PM	33128
Pyrene	ND	5.0	D	µg/L	1	8/4/2017 1:52:26 PM	33128
Benz(a)anthracene	ND	5.0	D	µg/L	1	8/4/2017 1:52:26 PM	33128
Chrysene	ND	5.0	D	µg/L	1	8/4/2017 1:52:26 PM	33128
Benzo(b)fluoranthene	ND	5.0	D	µg/L	1	8/4/2017 1:52:26 PM	33128
Benzo(k)fluoranthene	ND	5.0	D	µg/L	1	8/4/2017 1:52:26 PM	33128
Benzo(a)pyrene	ND	5.0	D	µg/L	1	8/4/2017 1:52:26 PM	33128
Dibenz(a,h)anthracene	ND	5.0	D	µg/L	1	8/4/2017 1:52:26 PM	33128
Benzo(g,h,i)perylene	ND	5.0	D	µg/L	1	8/4/2017 1:52:26 PM	33128
Indeno(1,2,3-cd)pyrene	ND	5.0	D	µg/L	1	8/4/2017 1:52:26 PM	33128
Surr: N-Nitrosodiphenylamine	10.7	34.2-111	SD	%Rec	1	8/4/2017 1:52:26 PM	33128
Surr: Benzo(e)pyrene	19.0	39.3-124	SD	%Rec	1	8/4/2017 1:52:26 PM	33128
EPA METHOD 8260B: VOLATILES							Analyst: RAA
Benzene	ND	0.50		µg/L	200	7/28/2017 6:34:00 PM	R44576
Toluene	ND	0.20		µg/L	200	7/28/2017 6:34:00 PM	R44576
Ethylbenzene	ND	0.20		µg/L	200	7/28/2017 6:34:00 PM	R44576
Methyl tert-butyl ether (MTBE)	ND	0.20		µg/L	200	7/28/2017 6:34:00 PM	R44576
1,2,4-Trimethylbenzene	ND	0.20		µg/L	200	7/28/2017 6:34:00 PM	R44576
1,3,5-Trimethylbenzene	ND	0.20		µg/L	200	7/28/2017 6:34:00 PM	R44576
1,2-Dichloroethane (EDC)	ND	0.20		µg/L	200	7/28/2017 6:34:00 PM	R44576

Refer to the QC Summary report and sample login checklist for flagged QC data and preservation information.

Qualifiers:
- * Value exceeds Maximum Contaminant Level.
- D Sample Diluted Due to Matrix
- H Holding times for preparation or analysis exceeded
- ND Not Detected at the Reporting Limit
- PQL Practical Quantitative Limit
- S % Recovery outside of range due to dilution or matrix
- B Analyte detected in the associated Method Blank
- E Value above quantitation range
- J Analyte detected below quantitation limits
- P Sample pH Not In Range
- RL Reporting Detection Limit
- W Sample container temperature is out of limit as specified

Hall Environmental Analysis Laboratory, Inc.

CLIENT: Souder, Miller and Associates
Project: Wright CS
Lab ID: 1707E38-001 **Matrix:** AQUEOUS

Client Sample ID: Wright W BGT
Collection Date: 7/27/2017 10:23:00 AM
Received Date: 7/28/2017 8:50:00 AM

Analyses	Result	PQL	Qual	Units	DF	Date Analyzed	Batch
EPA METHOD 8260B: VOLATILES							Analyst: RAA
1,2-Dibromoethane (EDB)	ND	0.20		µg/L	200	7/28/2017 6:34:00 PM	R44576
Naphthalene	ND	0.40		µg/L	200	7/28/2017 6:34:00 PM	R44576
1-Methylnaphthalene	ND	0.80		µg/L	200	7/28/2017 6:34:00 PM	R44576
2-Methylnaphthalene	ND	0.80		µg/L	200	7/28/2017 6:34:00 PM	R44576
Acetone	ND	2.0		µg/L	200	7/28/2017 6:34:00 PM	R44576
Bromobenzene	ND	0.20		µg/L	200	7/28/2017 6:34:00 PM	R44576
Bromodichloromethane	ND	0.20		µg/L	200	7/28/2017 6:34:00 PM	R44576
Bromoform	ND	0.20		µg/L	200	7/28/2017 6:34:00 PM	R44576
Bromomethane	ND	0.60		µg/L	200	7/28/2017 6:34:00 PM	R44576
2-Butanone	ND	2.0		µg/L	200	7/28/2017 6:34:00 PM	R44576
Carbon disulfide	ND	2.0		µg/L	200	7/28/2017 6:34:00 PM	R44576
Carbon Tetrachloride	ND	0.20		µg/L	200	7/28/2017 6:34:00 PM	R44576
Chlorobenzene	ND	0.20		µg/L	200	7/28/2017 6:34:00 PM	R44576
Chloroethane	ND	0.40		µg/L	200	7/28/2017 6:34:00 PM	R44576
Chloroform	ND	0.20		µg/L	200	7/28/2017 6:34:00 PM	R44576
Chloromethane	ND	0.60		µg/L	200	7/28/2017 6:34:00 PM	R44576
2-Chlorotoluene	ND	0.20		µg/L	200	7/28/2017 6:34:00 PM	R44576
4-Chlorotoluene	ND	0.20		µg/L	200	7/28/2017 6:34:00 PM	R44576
cis-1,2-DCE	ND	0.20		µg/L	200	7/28/2017 6:34:00 PM	R44576
cis-1,3-Dichloropropene	ND	0.20		µg/L	200	7/28/2017 6:34:00 PM	R44576
1,2-Dibromo-3-chloropropane	ND	0.40		µg/L	200	7/28/2017 6:34:00 PM	R44576
Dibromochloromethane	ND	0.20		µg/L	200	7/28/2017 6:34:00 PM	R44576
Dibromomethane	ND	0.20		µg/L	200	7/28/2017 6:34:00 PM	R44576
1,2-Dichlorobenzene	ND	0.20		µg/L	200	7/28/2017 6:34:00 PM	R44576
1,3-Dichlorobenzene	ND	0.20		µg/L	200	7/28/2017 6:34:00 PM	R44576
1,4-Dichlorobenzene	ND	0.20		µg/L	200	7/28/2017 6:34:00 PM	R44576
Dichlorodifluoromethane	ND	0.20		µg/L	200	7/28/2017 6:34:00 PM	R44576
1,1-Dichloroethane	ND	0.20		µg/L	200	7/28/2017 6:34:00 PM	R44576
1,1-Dichloroethene	ND	0.20		µg/L	200	7/28/2017 6:34:00 PM	R44576
1,2-Dichloropropane	ND	0.20		µg/L	200	7/28/2017 6:34:00 PM	R44576
1,3-Dichloropropane	ND	0.20		µg/L	200	7/28/2017 6:34:00 PM	R44576
2,2-Dichloropropane	ND	0.40		µg/L	200	7/28/2017 6:34:00 PM	R44576
1,1-Dichloropropene	ND	0.20		µg/L	200	7/28/2017 6:34:00 PM	R44576
Hexachlorobutadiene	ND	0.20		µg/L	200	7/28/2017 6:34:00 PM	R44576
2-Hexanone	ND	2.0		µg/L	200	7/28/2017 6:34:00 PM	R44576
Isopropylbenzene	ND	0.20		µg/L	200	7/28/2017 6:34:00 PM	R44576
4-Isopropyltoluene	ND	0.20		µg/L	200	7/28/2017 6:34:00 PM	R44576
4-Methyl-2-pentanone	ND	2.0		µg/L	200	7/28/2017 6:34:00 PM	R44576
Methylene Chloride	ND	0.60		µg/L	200	7/28/2017 6:34:00 PM	R44576

Refer to the QC Summary report and sample login checklist for flagged QC data and preservation information.

Qualifiers:
- * Value exceeds Maximum Contaminant Level.
- D Sample Diluted Due to Matrix
- H Holding times for preparation or analysis exceeded
- ND Not Detected at the Reporting Limit
- PQL Practical Quantitative Limit
- S % Recovery outside of range due to dilution or matrix
- B Analyte detected in the associated Method Blank
- E Value above quantitation range
- J Analyte detected below quantitation limits
- P Sample pH Not In Range
- RL Reporting Detection Limit
- W Sample container temperature is out of limit as specified

Hall Environmental Analysis Laboratory, Inc.

CLIENT: Souder, Miller and Associates
Project: Wright CS
Lab ID: 1707E38-001 **Matrix:** AQUEOUS

Client Sample ID: Wright W BGT
Collection Date: 7/27/2017 10:23:00 AM
Received Date: 7/28/2017 8:50:00 AM

Analyses	Result	PQL	Qual	Units	DF	Date Analyzed	Batch
EPA METHOD 8260B: VOLATILES							Analyst: RAA
n-Butylbenzene	ND	0.60		µg/L	200	7/28/2017 6:34:00 PM	R44576
n-Propylbenzene	ND	0.20		µg/L	200	7/28/2017 6:34:00 PM	R44576
sec-Butylbenzene	ND	0.20		µg/L	200	7/28/2017 6:34:00 PM	R44576
Styrene	ND	0.20		µg/L	200	7/28/2017 6:34:00 PM	R44576
tert-Butylbenzene	ND	0.20		µg/L	200	7/28/2017 6:34:00 PM	R44576
1,1,1,2-Tetrachloroethane	ND	0.20		µg/L	200	7/28/2017 6:34:00 PM	R44576
1,1,2,2-Tetrachloroethane	ND	0.40		µg/L	200	7/28/2017 6:34:00 PM	R44576
Tetrachloroethene (PCE)	ND	0.20		µg/L	200	7/28/2017 6:34:00 PM	R44576
trans-1,2-DCE	ND	0.20		µg/L	200	7/28/2017 6:34:00 PM	R44576
trans-1,3-Dichloropropene	ND	0.20		µg/L	200	7/28/2017 6:34:00 PM	R44576
1,2,3-Trichlorobenzene	ND	0.20		µg/L	200	7/28/2017 6:34:00 PM	R44576
1,2,4-Trichlorobenzene	ND	0.20		µg/L	200	7/28/2017 6:34:00 PM	R44576
1,1,1-Trichloroethane	ND	0.20		µg/L	200	7/28/2017 6:34:00 PM	R44576
1,1,2-Trichloroethane	ND	0.20		µg/L	200	7/28/2017 6:34:00 PM	R44576
Trichloroethene (TCE)	ND	0.20		µg/L	200	7/28/2017 6:34:00 PM	R44576
Trichlorofluoromethane	ND	0.20		µg/L	200	7/28/2017 6:34:00 PM	R44576
1,2,3-Trichloropropane	ND	0.40		µg/L	200	7/28/2017 6:34:00 PM	R44576
Vinyl chloride	ND	0.20		µg/L	200	7/28/2017 6:34:00 PM	R44576
Xylenes, Total	ND	0.30		µg/L	200	7/28/2017 6:34:00 PM	R44576
Surr: 1,2-Dichloroethane-d4	113	70-130		%Rec	200	7/28/2017 6:34:00 PM	R44576
Surr: 4-Bromofluorobenzene	107	70-130		%Rec	200	7/28/2017 6:34:00 PM	R44576
Surr: Dibromofluoromethane	120	70-130		%Rec	200	7/28/2017 6:34:00 PM	R44576
Surr: Toluene-d8	88.4	70-130		%Rec	200	7/28/2017 6:34:00 PM	R44576

Refer to the QC Summary report and sample login checklist for flagged QC data and preservation information.

Qualifiers:
- * Value exceeds Maximum Contaminant Level.
- D Sample Diluted Due to Matrix
- H Holding times for preparation or analysis exceeded
- ND Not Detected at the Reporting Limit
- PQL Practical Quantitative Limit
- S % Recovery outside of range due to dilution or matrix
- B Analyte detected in the associated Method Blank
- E Value above quantitation range
- J Analyte detected below quantitation limits
- P Sample pH Not In Range
- RL Reporting Detection Limit
- W Sample container temperature is out of limit as specified

QC SUMMARY REPORT
Hall Environmental Analysis Laboratory, Inc.

WO#: 1707E38
21-Aug-17

Client: Souder, Miller and Associates
Project: Wright CS

Sample ID: 100ng ics SampType: LCS4 TestCode: EPA Method 8260B: VOLATILES
Client ID: BatchQC Batch ID: R44576 RunNo: 44576
Prep Date: Analysis Date: 7/28/2017 SeqNo: 1409282 Units: µg/L

Analyte	Result	PQL	SPK value	SPK Ref Val	%REC	LowLimit	HighLimit	%RPD	RPDLimit	Qual
Benzene	23	1.0	20.00	0	115	70	130			
Toluene	20	1.0	20.00	0	100	70	130			
Ethylbenzene	20	1.0	20.00	0	99.7	70	130			
Methyl tert-butyl ether (MTBE)	42	1.0	40.00	0	106	70	130			
1,2,4-Trimethylbenzene	20	1.0	20.00	0	99.6	70	130			
1,3,5-Trimethylbenzene	20	1.0	20.00	0	98.5	70	130			
1,2-Dichloroethane (EDC)	22	1.0	20.00	0	110	62.2	143			
1,2-Dibromoethane (EDB)	19	1.0	20.00	0	95.0	70	130			
Naphthalene	17	2.0	20.00	0	83.5	70	130			
1-Methylnaphthalene	17	4.0	20.00	0	83.3	60	140			
2-Methylnaphthalene	13	4.0	20.00	0	62.8	60	140			
Acetone	49	10	40.00	0	121	60	140			
Bromobenzene	20	1.0	20.00	0	98.7	70	130			
Bromodichloromethane	23	1.0	20.00	0	117	70	130			
Bromoform	19	1.0	20.00	0	95.0	70	130			
Bromomethane	18	3.0	20.00	0	92.2	60	140			
2-Butanone	51	10	40.00	0	127	60	140			
Carbon disulfide	46	10	40.00	0	114	60	140			
Carbon Tetrachloride	23	1.0	20.00	0	116	70	130			
Chlorobenzene	20	1.0	20.00	0	101	70	130			
Chloroethane	20	2.0	20.00	0	102	60	140			
Chloroform	24	1.0	20.00	0	118	70	130			
Chloromethane	23	3.0	20.00	0	115	60	140			
2-Chlorotoluene	20	1.0	20.00	0	100	70	130			
4-Chlorotoluene	20	1.0	20.00	0	100	70	130			
cis-1,2-DCE	23	1.0	20.00	0	116	70	130			
cis-1,3-Dichloropropene	21	1.0	20.00	0	104	70	130			
1,2-Dibromo-3-chloropropane	18	2.0	20.00	0	89.3	70	130			
Dibromochloromethane	18	1.0	20.00	0	91.6	70	130			
Dibromomethane	22	1.0	20.00	0	112	70	130			
1,2-Dichlorobenzene	19	1.0	20.00	0	95.0	70	130			
1,3-Dichlorobenzene	20	1.0	20.00	0	99.0	70	130			
1,4-Dichlorobenzene	20	1.0	20.00	0	97.7	67.2	144			
1,1-Dichloroethane	23	1.0	20.00	0	113	63.4	137			
1,1-Dichloroethene	22	1.0	20.00	0	110	70	130			
1,2-Dichloropropane	23	1.0	20.00	0	114	63.7	138			
1,3-Dichloropropane	18	1.0	20.00	0	95.8	70	130			
2,2-Dichloropropane	23	2.0	20.00	0	116	70	130			
1,1-Dichloropropene	23	1.0	20.00	0	114	70	130			

Qualifiers:
- * Value exceeds Maximum Contaminant Level.
- D Sample Diluted Due to Matrix
- H Holding times for preparation or analysis exceeded
- ND Not Detected at the Reporting Limit
- PQL Practical Quantitative Limit
- S % Recovery outside of range due to dilution or matrix
- B Analyte detected in the associated Method Blank
- E Value above quantitation range
- J Analyte detected below quantitation limits
- P Sample pH Not In Range
- RL Reporting Detection Limit
- W Sample container temperature is out of limit as specified

QC SUMMARY REPORT
Hall Environmental Analysis Laboratory, Inc.

WO#: 1707E35
21-Aug-17

Client: Souder, Miller and Associates
Project: Wright CS

Sample ID: 100ng lcs | SampType: LCS | TestCode: EPA Method 8260B: VOLATILES
Client ID: BatchQC | Batch ID: R44576 | RunNo: 44576
Prep Date: | Analysis Date: 7/28/2017 | SeqNo: 1409282 | Units: µg/L

Analyte	Result	PQL	SPK value	SPK Ref Val	%REC	LowLimit	HighLimit	%RPD	RPDLimit	Qual
Hexachlorobutadiene	16	1.0	20.00	0	79.9	70	130			
2-Hexanone	36	10	40.00	0	90.3	60	140			
Isopropylbenzene	20	1.0	20.00	0	100	70	130			
4-Isopropyltoluene	20	1.0	20.00	0	100	70	130			
4-Methyl-2-pentanone	42	10	40.00	0	105	60	140			
Methylene Chloride	23	3.0	20.00	0	114	70	130			
n-Butylbenzene	18	3.0	20.00	0	88.8	70	130			
n-Propylbenzene	20	1.0	20.00	0	100	70	130			
sec-Butylbenzene	19	1.0	20.00	0	96.4	70	130			
Styrene	20	1.0	20.00	0	99.8	70	130			
tert-Butylbenzene	20	1.0	20.00	0	97.8	70	130			
1,1,1,2-Tetrachloroethane	19	1.0	20.00	0	96.4	70	130			
1,1,2,2-Tetrachloroethane	20	2.0	20.00	0	100	65.9	133			
Tetrachloroethene (PCE)	20	1.0	20.00	0	102	70	130			
trans-1,2-DCE	22	1.0	20.00	0	110	70	130			
trans-1,3-Dichloropropene	18	1.0	20.00	0	90.1	70	130			
1,2,3-Trichlorobenzene	17	1.0	20.00	0	83.4	70	130			
1,2,4-Trichlorobenzene	17	1.0	20.00	0	84.6	70	130			
1,1,1-Trichloroethane	23	1.0	20.00	0	116	70	130			
1,1,2-Trichloroethane	19	1.0	20.00	0	95.7	70	130			
Trichloroethene (TCE)	22	1.0	20.00	0	112	70	130			
Trichlorofluoromethane	24	1.0	20.00	0	120	70	130			
1,2,3-Trichloropropane	19	2.0	20.00	0	95.8	69.7	126			
Vinyl chloride	24	1.0	20.00	0	121	70	130			
Xylenes, Total	61	1.5	60.00	0	101	70	130			
Surr: 1,2-Dichloroethane-d4	10		10.00		102	70	130			
Surr: 4-Bromofluorobenzene	11		10.00		109	70	130			
Surr: Dibromofluoromethane	11		10.00		114	70	130			
Surr: Toluene-d8	10		10.00		99.5	70	130			

Sample ID: rb | SampType: MBLK | TestCode: EPA Method 8260B: VOLATILES
Client ID: PBW | Batch ID: R44576 | RunNo: 44576
Prep Date: | Analysis Date: 7/28/2017 | SeqNo: 1409943 | Units: µg/L

Analyte	Result	PQL	SPK value	SPK Ref Val	%REC	LowLimit	HighLimit	%RPD	RPDLimit	Qual
Benzene	ND	1.0								
Toluene	ND	1.0								
Ethylbenzene	ND	1.0								
Methyl tert-butyl ether (MTBE)	ND	1.0								

Qualifiers:
- * Value exceeds Maximum Contaminant Level.
- D Sample Diluted Due to Matrix
- H Holding times for preparation or analysis exceeded
- ND Not Detected at the Reporting Limit
- PQL Practical Quantitative Limit
- S % Recovery outside of range due to dilution or matrix
- B Analyte detected in the associated Method Blank
- E Value above quantitation range
- J Analyte detected below quantitation limits
- P Sample pH Not In Range
- RL Reporting Detection Limit
- W Sample container temperature is out of limit as specified

QC SUMMARY REPORT
Hall Environmental Analysis Laboratory, Inc.

WO#: 1707E35
21-Aug-17

Client: Souder, Miller and Associates
Project: Wright CS

Sample ID: rb | SampType: MBLK | TestCode: EPA Method 8260B: VOLATILES
Client ID: PBW | Batch ID: R44576 | RunNo: 44576
Prep Date: | Analysis Date: 7/28/2017 | SeqNo: 1409943 | Units: µg/L

Analyte	Result	PQL	SPK value	SPK Ref Val	%REC	LowLimit	HighLimit	%RPD	RPDLimit	Qual
1,2,4-Trimethylbenzene	ND	1.0								
1,3,5-Trimethylbenzene	ND	1.0								
1,2-Dichloroethane (EDC)	ND	1.0								
1,2-Dibromoethane (EDB)	ND	1.0								
Naphthalene	ND	2.0								
1-Methylnaphthalene	ND	4.0								
2-Methylnaphthalene	ND	4.0								
Acetone	ND	10								
Bromobenzene	ND	1.0								
Bromodichloromethane	ND	1.0								
Bromoform	ND	1.0								
Bromomethane	ND	3.0								
2-Butanone	ND	10								
Carbon disulfide	ND	10								
Carbon Tetrachloride	ND	1.0								
Chlorobenzene	ND	1.0								
Chloroethane	ND	2.0								
Chloroform	ND	1.0								
Chloromethane	ND	3.0								
2-Chlorotoluene	ND	1.0								
4-Chlorotoluene	ND	1.0								
cis-1,2-DCE	ND	1.0								
cis-1,3-Dichloropropene	ND	1.0								
1,2-Dibromo-3-chloropropane	ND	2.0								
Dibromochloromethane	ND	1.0								
Dibromomethane	ND	1.0								
1,2-Dichlorobenzene	ND	1.0								
1,3-Dichlorobenzene	ND	1.0								
1,4-Dichlorobenzene	ND	1.0								
Dichlorodifluoromethane	ND	1.0								
1,1-Dichloroethane	ND	1.0								
1,1-Dichloroethene	ND	1.0								
1,2-Dichloropropane	ND	1.0								
1,3-Dichloropropane	ND	1.0								
2,2-Dichloropropane	ND	2.0								
1,1-Dichloropropene	ND	1.0								
Hexachlorobutadiene	ND	1.0								
2-Hexanone	ND	10								
Isopropylbenzene	ND	1.0								

Qualifiers:
- * Value exceeds Maximum Contaminant Level.
- D Sample Diluted Due to Matrix
- H Holding times for preparation or analysis exceeded
- ND Not Detected at the Reporting Limit
- PQL Practical Quantitative Limit
- S % Recovery outside of range due to dilution or matrix
- B Analyte detected in the associated Method Blank
- E Value above quantitation range
- J Analyte detected below quantitation limits
- P Sample pH Not In Range
- RL Reporting Detection Limit
- W Sample container temperature is out of limit as specified

QC SUMMARY REPORT
Hall Environmental Analysis Laboratory, Inc.

WO#: 1707E35
21-Aug-17

Client: Souder, Miller and Associates
Project: Wright CS

Sample ID: rb | SampType: MBLK | TestCode: EPA Method 8260B: VOLATILES
Client ID: PBW | Batch ID: R44576 | RunNo: 44576
Prep Date: | Analysis Date: 7/28/2017 | SeqNo: 1409943 | Units: µg/L

Analyte	Result	PQL	SPK value	SPK Ref Val	%REC	LowLimit	HighLimit	%RPD	RPDLimit	Qual
4-Isopropyltoluene	ND	1.0								
4-Methyl-2-pentanone	ND	10								
Methylene Chloride	ND	3.0								
n-Butylbenzene	ND	3.0								
n-Propylbenzene	ND	1.0								
sec-Butylbenzene	ND	1.0								
Styrene	ND	1.0								
tert-Butylbenzene	ND	1.0								
1,1,1,2-Tetrachloroethane	ND	1.0								
1,1,2,2-Tetrachloroethane	ND	2.0								
Tetrachloroethene (PCE)	ND	1.0								
trans-1,2-DCE	ND	1.0								
trans-1,3-Dichloropropene	ND	1.0								
1,2,3-Trichlorobenzene	ND	1.0								
1,2,4-Trichlorobenzene	ND	1.0								
1,1,1-Trichloroethane	ND	1.0								
1,1,2-Trichloroethane	ND	1.0								
Trichloroethene (TCE)	ND	1.0								
Trichlorofluoromethane	ND	1.0								
1,2,3-Trichloropropane	ND	2.0								
Vinyl chloride	ND	1.0								
Xylenes, Total	ND	1.5								
Surr: 1,2-Dichloroethane-d4	10		10.00		103	70	130			
Surr: 4-Bromofluorobenzene	11		10.00		109	70	130			
Surr: Dibromofluoromethane	11		10.00		110	70	130			
Surr: Toluene-d8	9.7		10.00		97.4	70	130			

Qualifiers:
- * Value exceeds Maximum Contaminant Level.
- D Sample Diluted Due to Matrix
- H Holding times for preparation or analysis exceeded
- ND Not Detected at the Reporting Limit
- PQL Practical Quantitative Limit
- S % Recovery outside of range due to dilution or matrix
- B Analyte detected in the associated Method Blank
- E Value above quantitation range
- J Analyte detected below quantitation limits
- P Sample pH Not In Range
- RL Reporting Detection Limit
- W Sample container temperature is out of limit as specified

QC SUMMARY REPORT
Hall Environmental Analysis Laboratory, Inc.

WO#: 1707E35
21-Aug-17

Client: Souder, Miller and Associates
Project: Wright CS

Sample ID: LCS-33128 | SampType: LCS | TestCode: EPA Method 8270C: PAHs
Client ID: LCSW | Batch ID: 33128 | RunNo: 44743
Prep Date: 8/2/2017 | Analysis Date: 8/4/2017 | SeqNo: 1414892 | Units: µg/L

Analyte	Result	PQL	SPK value	SPK Ref Val	%REC	LowLimit	HighLimit	%RPD	RPDLimit	Qual
Naphthalene	2.9	0.50	20.00	0	14.3	37.4	120			S
1-Methylnaphthalene	2.9	0.50	20.00	0	14.3	39.3	121			S
2-Methylnaphthalene	3.0	0.50	20.00	0	14.8	37.8	122			S
Acenaphthylene	3.3	0.50	20.00	0	16.7	37	124			S
Acenaphthene	3.7	0.50	20.00	0	18.3	35.6	123			S
Fluorene	3.7	0.50	20.00	0	18.6	35.2	122			S
Phenanthrene	3.7	0.50	20.00	0	18.6	38.8	122			S
Anthracene	3.9	0.50	20.00	0	19.4	37.5	125			S
Fluoranthene	4.1	0.50	20.00	0	20.6	37.4	131			S
Pyrene	4.9	0.50	20.00	0	24.7	27.5	140			S
Benz(a)anthracene	4.8	0.50	20.00	0	24.2	25.4	141			S
Chrysene	4.3	0.50	20.00	0	21.4	33.6	155			S
Benzo(b)fluoranthene	4.4	0.50	20.00	0	21.8	39	153			S
Benzo(k)fluoranthene	4.3	0.50	20.00	0	21.6	38	154			S
Benzo(a)pyrene	4.2	0.50	20.00	0	20.8	38.6	153			S
Dibenz(a,h)anthracene	4.2	0.50	20.00	0	20.9	39.7	155			S
Benzo(g,h,i)perylene	4.1	0.50	20.00	0	20.7	39.6	154			S
Indeno(1,2,3-cd)pyrene	4.2	0.50	20.00	0	20.8	39.1	153			
Surr: N-hexadecane	14		87.60		16.3	34.2	111			S
Surr: Benzo(e)pyrene	3.8		20.00		19.2	39.3	124			S

Sample ID: LCSD-33128 | SampType: LCSD | TestCode: EPA Method 8270C: PAHs
Client ID: LCSSS2 | Batch ID: 33128 | RunNo: 44743
Prep Date: 8/2/2017 | Analysis Date: 8/4/2017 | SeqNo: 1414893 | Unit: µg/L

Analyte	Result	PQL	SPK value	SPK Ref Val	%REC	LowLimit	HighLimit	%RPD	RPDLimit	Qual
Naphthalene	3.9	0.50	20.00	0	19.4	37.4	120	30.3	20	RS
1-Methylnaphthalene	3.9	0.50	20.00	0	19.4	39.3	121	30.3	26.6	RS
2-Methylnaphthalene	3.7	0.50	20.00	0	18.3	37.8	122	21.1	23.8	S
Acenaphthylene	4.5	0.50	20.00	0	22.6	37	124	30.0	26.6	RS
Acenaphthene	4.5	0.50	20.00	0	22.5	35.6	123	20.6	27	S
Fluorene	4.7	0.50	20.00	0	23.4	35.2	122	22.9	25.7	S
Phenanthrene	5.1	0.50	20.00	0	25.6	38.8	122	31.7	20	RS
Anthracene	5.0	0.50	20.00	0	25.2	37.5	125	26.0	21.2	RS
Fluoranthene	5.5	0.50	20.00	0	27.4	37.4	131	28.3	21.8	RS
Pyrene	5.6	0.50	20.00	0	28.2	27.5	140	13.2	31.1	
Benz(a)anthracene	5.5	0.50	20.00	0	27.4	25.4	141	12.4	26.6	
Chrysene	5.0	0.50	20.00	0	25.1	33.6	155	15.9	21.2	S
Benzo(b)fluoranthene	5.3	0.50	20.00	0	26.6	39	153	19.8	20	S

Qualifiers:
- * Value exceeds Maximum Contaminant Level.
- D Sample Diluted Due to Matrix
- H Holding times for preparation or analysis exceeded
- ND Not Detected at the Reporting Limit
- PQL Practical Quantitative Limit
- S % Recovery outside of range due to dilution or matrix
- B Analyte detected in the associated Method Blank
- E Value above quantitation range
- J Analyte detected below quantitation limits
- P Sample pH Not In Range
- RL Reporting Detection Limit
- W Sample container temperature is out of limit as specified

QC SUMMARY REPORT
Hall Environmental Analysis Laboratory, Inc.

WO#: 1707E38
21-Aug-17

Client: Souder, Miller and Associates
Project: Wright CS

Sample ID: LCSD-33129 SampType: LCSD TestCode: EPA Method 8270C: PAHs
Client ID: LCSS02 Batch ID: 33128 RunNo: 44743
Prep Date: 8/2/2017 Analysis Date: 8/4/2017 SeqNo: 1414893 Units: µg/L

Analyte	Result	PQL	SPK value	SPK Ref Val	%REC	LowLimit	HighLimit	%RPD	RPDLimit	Qual
Benzo(b)fluoranthene	5.6	0.50	20.00	0	27.4	38	154	23.7	21	RS
Benzo(k)fluoranthene	4.9	0.50	20.00	0	24.4	38.6	153	15.9	24.8	S
Dibenz(a,h)anthracene	5.2	0.50	20.00	0	26.1	39.7	155	22.1	26	S
Benzo(g,h,i)perylene	6.3	0.50	20.00	0	28.3	39.6	154	23.9	20	RS
Indeno(1,2,3-cd)pyrene	5.2	0.50	20.00	0	26.0	39.1	153	22.2	20	R
Surr: N-hexadecane	18		87.60		20.1	34.2	111	0	0	S
Surr: Benzo(e)pyrene	4.8		20.00		24.0	39.3	124	0	0	S

Sample ID: MB-33129 SampType: MBLK TestCode: EPA Method 8270C: PAHs
Client ID: PBW Batch ID: 33128 RunNo: 44743
Prep Date: 8/2/2017 Analysis Date: 8/4/2017 SeqNo: 1414894 Units: µg/L

Analyte	Result	PQL	SPK value	SPK Ref Val	%REC	LowLimit	HighLimit	%RPD	RPDLimit	Qual
Naphthalene	ND	0.50								
1-Methylnaphthalene	ND	0.50								
2-Methylnaphthalene	ND	0.50								
Acenaphthylene	ND	0.50								
Acenaphthene	ND	0.50								
Fluorene	ND	0.50								
Phenanthrene	ND	0.50								
Anthracene	ND	0.50								
Fluoranthene	ND	0.50								
Pyrene	ND	0.50								
Benz(a)anthracene	ND	0.50								
Chrysene	ND	0.50								
Benzo(b)fluoranthene	ND	0.50								
Benzo(k)fluoranthene	ND	0.50								
Benzo(a)pyrene	ND	0.50								
Dibenz(a,h)anthracene	ND	0.50								
Benzo(g,h,i)perylene	ND	0.50								
Indeno(1,2,3-cd)pyrene	ND	0.50								
Surr: N-hexadecane	16		87.60		20.4	34.2	111			S
Surr: Benzo(e)pyrene	4.7		20.00		23.5	39.3	124			S

Sample ID: lcs-33198 SampType: LCS TestCode: EPA Method 8270C: PAHs
Client ID: LCSW Batch ID: 33198 RunNo: 44829
Prep Date: 8/7/2017 Analysis Date: 8/11/2017 SeqNo: 1421048 Units: %Rec

Analyte	Result	PQL	SPK value	SPK Ref Val	%REC	LowLimit	HighLimit	%RPD	RPDLimit	Qual
Surr: N-hexadecane	62		87.60		71.2	34.2	111			

Qualifiers:
- * Value exceeds Maximum Contaminant Level.
- D Sample Diluted Due to Matrix
- H Holding times for preparation or analysis exceeded
- ND Not Detected at the Reporting Limit
- PQL Practical Quantitative Limit
- S % Recovery outside of range due to dilution or matrix
- B Analyte detected in the associated Method Blank
- E Value above quantitation range
- J Analyte detected below quantitation limits
- P Sample pH Not In Range
- RL Reporting Detection Limit
- W Sample container temperature is out of limit as specified

QC SUMMARY REPORT
Hall Environmental Analysis Laboratory, Inc.

WO#: 1707E38
21-Aug-17

Client: Souder, Miller and Associates
Project: Wright CS

Sample ID: lcs-33198 SampType: LCS TestCode: EPA Method 8270C: PAHs
Client ID: LCSW Batch ID: 33198 RunNo: 44829
Prep Date: 8/7/2017 Analysis Date: 8/11/2017 SeqNo: 1421049 Units: %Rec

Analyte	Result	PQL	SPK value	SPK Ref Val	%REC	LowLimit	HighLimit	%RPD	RPDLimit	Qual
Surr: Benzo(e)pyrene	16		20.00		80.8	39.3	124			

Sample ID: lcsd-33198 SampType: LCSD TestCode: EPA Method 8270C: PAHs
Client ID: LCSS02 Batch ID: 33198 RunNo: 44829
Prep Date: 8/7/2017 Analysis Date: 8/11/2017 SeqNo: 1421050 Units: %Rec

Analyte	Result	PQL	SPK value	SPK Ref Val	%REC	LowLimit	HighLimit	%RPD	RPDLimit	Qual
Surr: N-hexadecane	61		87.60		70.0	34.2	111	0	0	
Surr: Benzo(e)pyrene	15		20.00		76.9	39.3	124	0	0	

Sample ID: mb-33198 SampType: MBLK TestCode: EPA Method 8270C: PAHs
Client ID: PBW Batch ID: 33198 RunNo: 44829
Prep Date: 8/7/2017 Analysis Date: 8/11/2017 SeqNo: 1421050 Units: %Rec

Analyte	Result	PQL	SPK value	SPK Ref Val	%REC	LowLimit	HighLimit	%RPD	RPDLimit	Qual
Surr: N-hexadecane	59		87.60		66.8	34.2	111			
Surr: Benzo(e)pyrene	15		20.00		74.0	39.3	124			

Qualifiers:
- * Value exceeds Maximum Contaminant Level.
- D Sample Diluted Due to Matrix
- H Holding times for preparation or analysis exceeded
- ND Not Detected at the Reporting Limit
- PQL Practical Quantitative Limit
- S % Recovery outside of range due to dilution or matrix
- B Analyte detected in the associated Method Blank
- E Value above quantitation range
- J Analyte detected below quantitation limits
- P Sample pH Not In Range
- RL Reporting Detection Limit
- W Sample container temperature is out of limit as specified

QC SUMMARY REPORT
Hall Environmental Analysis Laboratory, Inc.

WO#: 1707E38
21-Aug-17

Client: Souder, Miller and Associates
Project: Wright CS

Sample ID: MB-33217 SampType: MBLK TestCode: EPA Method 7470: Mercury
Client ID: PBW Batch ID: 33217 RunNo: 44778
Prep Date: 8/7/2017 Analysis Date: 8/8/2017 SeqNo: 1415903 Units: mg/L

Analyte	Result	PQL	SPK value	SPK Ref Val	%REC	LowLimit	HighLimit	%RPD	RPDLimit	Qual
Mercury	ND	0.00020								

Sample ID: LCS-33217 SampType: LCS TestCode: EPA Method 7470: Mercury
Client ID: LCSW Batch ID: 33217 RunNo: 44778
Prep Date: 8/7/2017 Analysis Date: 8/8/2017 SeqNo: 1415904 Units: mg/L

Analyte	Result	PQL	SPK value	SPK Ref Val	%REC	LowLimit	HighLimit	%RPD	RPDLimit	Qual
Mercury	0.0049	0.00020	0.005000	0	97.0	80	120			

Qualifiers:
- * Value exceeds Maximum Contaminant Level.
- D Sample Diluted Due to Matrix
- H Holding times for preparation or analysis exceeded
- ND Not Detected at the Reporting Limit
- PQL Practical Quantitative Limit
- S % Recovery outside of range due to dilution or matrix
- B Analyte detected in the associated Method Blank
- E Value above quantitation range
- J Analyte detected below quantitation limits
- P Sample pH Not In Range
- RL Reporting Detection Limit
- W Sample container temperature is out of limit as specified

QC SUMMARY REPORT
Hall Environmental Analysis Laboratory, Inc.

WO#: 1707E38
21-Aug-17

Client: Souder, Miller and Associates
Project: Wright CS

Sample ID: MB-33199 SampType: MBLK TestCode: EPA 6010B: Total Recoverable Metals
Client ID: PBW Batch ID: 33199 RunNo: 44789
Prep Date: 8/7/2017 Analysis Date: 8/8/2017 SeqNo: 1416164 Units: mg/L

Analyte	Result	PQL	SPK value	SPK Ref Val	%REC	LowLimit	HighLimit	%RPD	RPDLimit	Qual
Barium	ND	0.020								
Cadmium	ND	0.0020								
Chromium	ND	0.0060								
Selenium	ND	0.050								
Silver	ND	0.0050								

Sample ID: LCS-33199 SampType: LCS TestCode: EPA 6010B: Total Recoverable Metals
Client ID: LCSW Batch ID: 33199 RunNo: 44789
Prep Date: 8/7/2017 Analysis Date: 8/8/2017 SeqNo: 1416168 Units: mg/L

Analyte	Result	PQL	SPK value	SPK Ref Val	%REC	LowLimit	HighLimit	%RPD	RPDLimit	Qual
Barium	0.49	0.020	0.5000	0	98.1	80	120			
Cadmium	0.49	0.0020	0.5000	0	98.2	80	120			
Chromium	0.49	0.0060	0.5000	0	98.6	80	120			
Selenium	0.49	0.050	0.5000	0	97.8	80	120			
Silver	0.10	0.0050	0.1000	0	102	80	120			

Sample ID: MB-33199 SampType: MBLK TestCode: EPA 6010B: Total Recoverable Metals
Client ID: PBW Batch ID: 33199 RunNo: 44916
Prep Date: 8/7/2017 Analysis Date: 8/12/2017 SeqNo: 1420371 Units: mg/L

Analyte	Result	PQL	SPK value	SPK Ref Val	%REC	LowLimit	HighLimit	%RPD	RPDLimit	Qual
Arsenic	ND	0.020								
Lead	ND	0.0050								

Sample ID: LCS-33199 SampType: LCS TestCode: EPA 6010B: Total Recoverable Metals
Client ID: LCSW Batch ID: 33199 RunNo: 44916
Prep Date: 8/7/2017 Analysis Date: 8/12/2017 SeqNo: 1420372 Units: mg/L

Analyte	Result	PQL	SPK value	SPK Ref Val	%REC	LowLimit	HighLimit	%RPD	RPDLimit	Qual
Arsenic	0.51	0.020	0.5000	0	101	80	120			
Lead	0.47	0.0050	0.5000	0	94.9	80	120			

Qualifiers:
- * Value exceeds Maximum Contaminant Level.
- D Sample Diluted Due to Matrix
- H Holding times for preparation or analysis exceeded
- ND Not Detected at the Reporting Limit
- PQL Practical Quantitative Limit
- S % Recovery outside of range due to dilution or matrix
- B Analyte detected in the associated Method Blank
- E Value above quantitation range
- J Analyte detected below quantitation limits
- P Sample pH Not In Range
- RL Reporting Detection Limit
- W Sample container temperature is out of limit as specified

HALL ENVIRONMENTAL ANALYSIS LABORATORY

Hall Environmental Analysis Laboratory
4901 Hawkins NE
Albuquerque, NM 87109
TEL: 505-345-3975 FAX: 505-345-4107
Website: www.hallenvironmental.com

Sample Log-In Check List

Client Name: SMA-FARM Work Order Number: 1707E38 RcptNo: 1

Received By: Erin Melendrez 7/26/2017 8:50:00 AM
Completed By: Ashley Gallegos 7/26/2017 10:05:12 AM
Reviewed By: 7/26/17

Chain of Custody

1. Custody seals intact on sample bottles? Yes ☐ No ☐ Not Present ☑
2. Is Chain of Custody complete? Yes ☑ No ☐ Not Present ☐
3. How was the sample delivered? Courier

Log In

4. Was an attempt made to cool the samples? Yes ☑ No ☐ NA ☐
5. Were all samples received at a temperature of >0° C to 6.0°C Yes ☑ No ☐ NA ☐
6. Sample(s) in proper container(s)? Yes ☑ No ☐
7. Sufficient sample volume for indicated test(s)? Yes ☑ No ☐
8. Are samples (except VOA and ONG) properly preserved? Yes ☑ No ☐
9. Was preservative added to bottles? Yes ☐ No ☑ NA ☐
10. VOA vials have zero headspace? Yes ☑ No ☐ No VOA Vials ☐
11. Were any sample containers received broken? Yes ☐ No ☑
12. Does paperwork match bottle labels? Yes ☑ No ☐
(Note discrepancies on chain of custody)
13. Are matrices correctly identified on Chain of Custody? Yes ☑ No ☐
14. Is it clear what analyses were requested? Yes ☑ No ☐
15. Were all holding times able to be met? Yes ☑ No ☐
(If no, notify customer for authorization.)

# of preserved bottles checked for pH: (<2 or >12 unless noted)
Adjusted? ____
Checked by: ____

Special Handling (if applicable)

16. Was client notified of all discrepancies with this order? Yes ☐ No ☐ NA ☑

Person Notified: ____ Date ____
By Whom: ____ Via: ☐ eMail ☐ Phone ☐ Fax ☐ In Person
Regarding: ____
Client Instructions: ____

17. Additional remarks.

18. Cooler Information

Cooler No	Temp °C	Condition	Seal Intact	Seal No	Seal Date	Signed By
1	2.1	Good	Yes			

HALL ENVIRONMENTAL ANALYSIS LABORATORY
www.hallenvironmental.com
4901 Hawkins NE - Albuquerque, NM 87109
Tel. 505-345-3975 Fax 505-345-4107

Chain-of-Custody Record

Client: Souder Miller & Assoc.
Mailing Address: 401 W. Broadway Farmington NM 87401
Phone #: 505-327-7535
Email or Fax: Ashley@souderwell.com
QA/QC Package: Standard ☐ Level 4 (Full Validation)
Accreditation: ☐ NELAP ☐ Other: ____
☐ EDD (Type) ____

Turn-Around Time: ☑ Standard ☐ Rush
Project Name: Rattlesnake
Project #: ____
Project Manager: Ashley Maxwell
Sampler: Bobby Watson
On Ice: ☑ Yes ☐ No
Sample Temperature: 2.1

Date	Time	Matrix	Sample Request ID	Container Type and #	Preservative Type	HEAL No.
7/17	10:23	H2O	Rattlesnake BGT	1 Amber	Various	1707E38-001

Analysis Request: BTEX + MTBE + TMB's (8021) / BTEX + MTBE + TPH (Gas only) / TPH 8015B (GRO / DRO / MRO) / TPH (Method 418.1) / EDB (Method 504.1) / PAH's (8310 or 8270SIMS) / RCRA 8 Metals TCLP / Anions (F, Cl, NO3, NO2, PO4, SO4) / 8081 Pesticides / 8082 PCB's / 8260B (VOA) / 8270 (Semi-VOA) / All Bullets (Y or N)

Relinquished by: Bobby Watson Date 7/17 Time 1700
Received by: [signature] Date 7/17 Time 1700
Relinquished by: [signature] Date 7/18/17 Time 1300
Received by: [signature]

Remarks: 8260 Full List Report TCLP Compounds at TCLP Limits
Include Texas Long/Extensive

2017

District I
1625 N. French Dr., Hobbs, NM 88240
District II
1301 W. Grand Avenue, Artesia, NM 88210
District III
1000 Rio Brazos Road, Aztec, NM 87410
District IV
1220 S. St. Francis Dr., Santa Fe, NM 87505

State of New Mexico
Energy Minerals and Natural Resources
Oil Conservation Division
1220 South St. Francis Dr.
Santa Fe, NM 87505

Form C-138
Revised 06/01/11

*Surface Waste Management Facility Operator and Generator shall maintain and make this documentation available for Division inspection.

REQUEST FOR APPROVAL TO ACCEPT SOLID WASTE

1. Generator Name and Address:
Enterprise Field Services, LLC, 614 Reilly Ave, Farmington NM 87401

2. Originating Site:
Rattlesnake Compressor Station

3. Location of Material (Street Address, City, State or ULSTR):
UL H Section 16, T32N, R9W; 36.987603, -107.77771

4. Source and Description of Waste:
Source: Water from the Non Exempt Water Tanks and from the compressor skid drains.
Description: Non Exempt/Non Hazardous Water from the compressor skids.
Estimated Volume 160 yd³ bbls Known Volume (to be entered by the operator at the end of the haul) 605 yd³ bbls

5. GENERATOR CERTIFICATION STATEMENT OF WASTE STATUS

I, Thomas Long, representative or authorized agent for Enterprise Products Operating do hereby
Generator Signature
certify that according to the Resource Conservation and Recovery Act (RCRA) and the US Environmental Protection Agency's July 1988 regulatory determination, the above described waste is: (Check the appropriate classification)

☐ RCRA Exempt: Oil field wastes generated from oil and gas exploration and production operations and are not mixed with non-exempt waste. ***Operator Use Only: Waste Acceptance Frequency*** ☐ ***Monthly*** ☐ ***Weekly*** ☐ ***Per Load***

☒ RCRA Non-Exempt: Oil field waste which is non-hazardous that does not exceed the minimum standards for waste hazardous by characteristics established in RCRA regulations, 40 CFR 261.21-261.24, or listed hazardous waste as defined in 40 CFR, part 261, subpart D, as amended. The following documentation is attached to demonstrate the above-described waste is non-hazardous. (Check the appropriate items)

☐ MSDS Information ☒ RCRA Hazardous Waste Analysis ☒ Process Knowledge ☐ Other (Provide description in Box 4)

GENERATOR 19.15.36.15 WASTE TESTING CERTIFICATION STATEMENT FOR LANDFARMS

I, Thomas Long, representative for Enterprise Products Operating authorize to complete:
Generator Signature
the required testing/sign the Generator Waste Testing Certification.

I, _____, representative for Agua Moss, LLC do hereby certify that representative samples of the oil field waste have been subjected to the paint filter test and tested for chloride content and that the samples have been found to conform to the specific requirements applicable to landfarms pursuant to Section 15 of 19.15.36 NMAC. The results of the representative samples are attached to demonstrate the above-described waste conform to the requirements of Section 15 of 19.15.36 NMAC.

5. Transporter: To Be Determine

OCD Permitted Surface Waste Management Facility

Name and Facility Permit #: ***Agua Moss, LLC - Permit #: NM-01-009**
Address of Facility: **SW/4 NW/4 Section 2, Township 29N, Range Crouch Mesa, NM**

Method of Treatment and/or Disposal:
☐ Evaporation ☒ Injection ☐ Treating Plant ☐ Landfarm ☐ Landfill ☐ Other

Waste Acceptance Status:
☒ **APPROVED** ☐ **DENIED** (Must Be Maintained As Permanent Record)

PRINT NAME: [signature] TITLE: Supervisor DATE: 6/6/17
SIGNATURE: [signature] TELEPHONE NO.: ____
Surface Waste Management Facility Authorized Agent

HALL ENVIRONMENTAL ANALYSIS LABORATORY

Hall Environmental Analysis Laboratory
4901 Hawkins NE
Albuquerque, NM 87109
TEL: 505-345-3975 FAX: 505-345-4107
Website: www.hallenvironmental.com

June 13, 2017

Ashley Maxwell
Souder, Miller and Associates
401 W. Broadway
Farmington, NM 87401
TEL: (505) 325-5667
FAX (505) 327-1496

RE: Rattlesnake Canyon OrderNo.: 1705E07

Dear Ashley Maxwell:

Hall Environmental Analysis Laboratory received 1 sample(s) on 5/26/2017 for the analyses presented in the following report.

These were analyzed according to EPA procedures or equivalent. To access our accredited tests please go to www.hallenvironmental.com or the state specific web sites. In order to properly interpret your results, it is imperative that you review this report in its entirety. See the sample checklist and/or the Chain of Custody for information regarding the sample receipt temperature and preservation. Data qualifiers or a narrative will be provided if the sample analysis or analytical quality control parameters require a flag. When necessary, data qualifiers are provided on both the sample analysis report and the QC summary report, both sections should be reviewed. All samples are reported, as received, unless otherwise indicated. Lab measurement of analytes considered field parameters that require analysis within 15 minutes of sampling such as pH and residual chlorine are qualified as being analyzed outside of the recommended holding time.

Please don't hesitate to contact HEAL for any additional information or clarifications.

ADHS Cert #AZ0682 -- NMED-DWB Cert #NM9425 -- NMED-Micro Cert #NM0190

Sincerely,

[signature]

Andy Freeman
Laboratory Manager
4901 Hawkins NE
Albuquerque, NM 87109

Hall Environmental Analysis Laboratory, Inc.

CLIENT: Souder, Miller and Associates
Client Sample ID: Non Exempt Waste
Project: Rattlesnake Canyon
Collection Date: 5/25/2017 10:00:00 AM
Lab ID: 1705E07-001 **Matrix:** AQUEOUS **Received Date:** 5/26/2017 7:50:00 AM

Analyses	Result	PQL	Qual	Units	DF	Date Analyzed	Batch
EPA METHOD 7470: MERCURY						Analyst: MED	
Mercury	0.00026	0.00020		mg/L	1	5/7/2017 4:18:17 PM	32154
EPA 6010B: TOTAL RECOVERABLE METALS						Analyst: MED	
Arsenic	ND	5.0		mg/L	1	6/7/2017 11:47:55 AM	32128
Barium	ND	100		mg/L	1	6/7/2017 11:47:55 AM	32128
Cadmium	ND	1.0		mg/L	1	6/7/2017 11:47:55 AM	32128
Chromium	ND	5.0		mg/L	1	6/7/2017 11:47:55 AM	32128
Lead	ND	5.0		mg/L	1	6/7/2017 11:47:55 AM	32128
Selenium	ND	1.0		mg/L	1	6/7/2017 11:47:55 AM	32128
Silver	ND	5.0		mg/L	1	6/7/2017 11:47:55 AM	32128
EPA METHOD 8270C: PAHS						Analyst: DAM	
Naphthalene	ND	2.5	D	µg/L	1	6/8/2017 3:32:35 PM	32059
1-Methylnaphthalene	ND	2.5	D	µg/L	1	6/8/2017 3:32:35 PM	32059
2-Methylnaphthalene	ND	2.5	D	µg/L	1	6/8/2017 3:32:35 PM	32059
Acenaphthylene	ND	2.5	D	µg/L	1	6/8/2017 3:32:35 PM	32059
Acenaphthene	ND	2.5	D	µg/L	1	6/8/2017 3:32:35 PM	32059
Fluorene	ND	2.5	D	µg/L	1	6/8/2017 3:32:35 PM	32059
Phenanthrene	ND	2.5	D	µg/L	1	6/8/2017 3:32:35 PM	32059
Anthracene	ND	2.5	D	µg/L	1	6/8/2017 3:32:35 PM	32059
Fluoranthene	ND	2.5	D	µg/L	1	6/8/2017 3:32:35 PM	32059
Pyrene	ND	2.5	D	µg/L	1	6/8/2017 3:32:35 PM	32059
Benz(a)anthracene	ND	2.5	D	µg/L	1	6/8/2017 3:32:35 PM	32059
Chrysene	ND	2.5	D	µg/L	1	6/8/2017 3:32:35 PM	32059
Benzo(b)fluoranthene	ND	2.5	D	µg/L	1	6/8/2017 3:32:35 PM	32059
Benzo(k)fluoranthene	ND	2.5	D	µg/L	1	6/8/2017 3:32:35 PM	32059
Benzo(a)pyrene	ND	2.5	D	µg/L	1	6/8/2017 3:32:35 PM	32059
Dibenz(a,h)anthracene	ND	2.5	D	µg/L	1	6/8/2017 3:32:35 PM	32059
Benzo(g,h,i)perylene	ND	2.5	D	µg/L	1	6/8/2017 3:32:35 PM	32059
Indeno(1,2,3-cd)pyrene	ND	2.5	D	µg/L	1	6/8/2017 3:32:35 PM	32059
Surr: Nitrobenzene	45.1	34.2-111	D	%Rec	1	6/8/2017 3:32:35 PM	32059
Surr: Benzo(e)pyrene	43.9	39.3-124	D	%Rec	1	6/8/2017 3:32:35 PM	32059
EPA METHOD 8260B: VOLATILES						Analyst: DJF	
Benzene	ND	0.50		mg/L	200	5/26/2017 7:21:35 PM	W43112
Toluene	ND	0.20		mg/L	200	5/26/2017 7:21:35 PM	W43112
Ethylbenzene	ND	0.20		mg/L	200	5/26/2017 7:21:35 PM	W43112
Methyl tert-butyl ether (MTBE)	ND	0.20		mg/L	200	5/26/2017 7:21:35 PM	W43112
1,2,4-Trimethylbenzene	ND	0.20		mg/L	200	5/26/2017 7:21:35 PM	W43112
1,3,5-Trimethylbenzene	ND	0.20		mg/L	200	5/26/2017 7:21:35 PM	W43112
1,2-Dichloroethane (EDC)	ND	0.20		mg/L	200	5/26/2017 7:21:35 PM	W43112

Refer to the QC Summary report and sample login checklist for flagged QC data and preservation information.

Qualifiers:
- * Value exceeds Maximum Contaminant Level.
- D Sample Diluted Due to Matrix
- H Holding times for preparation or analysis exceeded
- ND Not Detected at the Reporting Limit
- R RPD outside accepted recovery limits
- S % Recovery outside of range due to dilution or matrix
- B Analyte detected in the associated Method Blank
- E Value above quantitation range
- J Analyte detected below quantitation limits
- P Sample pH Not In Range
- RL Reporting Detection Limit
- W Sample container temperature is out of limit as specified

Hall Environmental Analysis Laboratory, Inc.

CLIENT: Souder, Miller and Associates
Client Sample ID: Non Exempt Waste
Project: Rattlesnake Canyon
Collection Date: 5/25/2017 10:00:00 AM
Lab ID: 1705E07-001 **Matrix:** AQUEOUS **Received Date:** 5/26/2017 7:50:00 AM

Analyses	Result	PQL	Qual	Units	DF	Date Analyzed	Batch
EPA METHOD 8260B: VOLATILES						Analyst: DJF	
1,2-Dibromoethane (EDB)	ND	0.20		mg/L	200	5/26/2017 7:21:35 PM	W43112
Naphthalene	ND	0.40		mg/L	200	5/26/2017 7:21:35 PM	W43112
1-Methylnaphthalene	ND	0.80		mg/L	200	5/26/2017 7:21:35 PM	W43112
2-Methylnaphthalene	ND	0.80		mg/L	200	5/26/2017 7:21:35 PM	W43112
Acetone	ND	2.0		mg/L	200	5/26/2017 7:21:35 PM	W43112
Bromobenzene	ND	0.20		mg/L	200	5/26/2017 7:21:35 PM	W43112
Bromodichloromethane	ND	0.20		mg/L	200	5/26/2017 7:21:35 PM	W43112
Bromoform	ND	0.20		mg/L	200	5/26/2017 7:21:35 PM	W43112
Bromomethane	ND	0.60		mg/L	200	5/26/2017 7:21:35 PM	W43112
2-Butanone	ND	2.0		mg/L	200	5/26/2017 7:21:35 PM	W43112
Carbon disulfide	ND	2.0		mg/L	200	5/26/2017 7:21:35 PM	W43112
Carbon Tetrachloride	ND	0.20		mg/L	200	5/26/2017 7:21:35 PM	W43112
Chlorobenzene	ND	0.20		mg/L	200	5/26/2017 7:21:35 PM	W43112
Chloroethane	ND	0.40		mg/L	200	5/26/2017 7:21:35 PM	W43112
Chloroform	ND	0.20		mg/L	200	5/26/2017 7:21:35 PM	W43112
Chloromethane	ND	0.60		mg/L	200	5/26/2017 7:21:35 PM	W43112
2-Chlorotoluene	ND	0.20		mg/L	200	5/26/2017 7:21:35 PM	W43112
4-Chlorotoluene	ND	0.20		mg/L	200	5/26/2017 7:21:35 PM	W43112
cis-1,2-DCE	ND	0.20		mg/L	200	5/26/2017 7:21:35 PM	W43112
cis-1,3-Dichloropropene	ND	0.20		mg/L	200	5/26/2017 7:21:35 PM	W43112
1,2-Dibromo-3-chloropropane	ND	0.40		mg/L	200	5/26/2017 7:21:35 PM	W43112
Dibromochloromethane	ND	0.20		mg/L	200	5/26/2017 7:21:35 PM	W43112
Dibromomethane	ND	0.20		mg/L	200	5/26/2017 7:21:35 PM	W43112
1,2-Dichlorobenzene	ND	0.20		mg/L	200	5/26/2017 7:21:35 PM	W43112
1,3-Dichlorobenzene	ND	0.20		mg/L	200	5/26/2017 7:21:35 PM	W43112
1,4-Dichlorobenzene	ND	0.20		mg/L	200	5/26/2017 7:21:35 PM	W43112
Dichlorodifluoromethane	ND	0.20		mg/L	200	5/26/2017 7:21:35 PM	W43112
1,1-Dichloroethane	ND	0.20		mg/L	200	5/26/2017 7:21:35 PM	W43112
1,1-Dichloroethene	ND	0.20		mg/L	200	5/26/2017 7:21:35 PM	W43112
1,2-Dichloropropane	ND	0.20		mg/L	200	5/26/2017 7:21:35 PM	W43112
1,3-Dichloropropane	ND	0.20		mg/L	200	5/26/2017 7:21:35 PM	W43112
2,2-Dichloropropane	ND	0.40		mg/L	200	5/26/2017 7:21:35 PM	W43112
1,1-Dichloropropene	ND	0.20		mg/L	200	5/26/2017 7:21:35 PM	W43112
Hexachlorobutadiene	ND	0.20		mg/L	200	5/26/2017 7:21:35 PM	W43112
2-Hexanone	ND	2.0		mg/L	200	5/26/2017 7:21:35 PM	W43112
Isopropylbenzene	ND	0.20		mg/L	200	5/26/2017 7:21:35 PM	W43112
4-Isopropyltoluene	ND	0.20		mg/L	200	5/26/2017 7:21:35 PM	W43112
4-Methyl-2-pentanone	ND	2.0		mg/L	200	5/26/2017 7:21:35 PM	W43112
Methylene Chloride	ND	0.60		mg/L	200	5/26/2017 7:21:35 PM	W43112

Refer to the QC Summary report and sample login checklist for flagged QC data and preservation information.

Qualifiers:
- * Value exceeds Maximum Contaminant Level.
- D Sample Diluted Due to Matrix
- H Holding times for preparation or analysis exceeded
- ND Not Detected at the Reporting Limit
- R RPD outside accepted recovery limits
- S % Recovery outside of range due to dilution or matrix
- B Analyte detected in the associated Method Blank
- E Value above quantitation range
- J Analyte detected below quantitation limits
- P Sample pH Not In Range
- RL Reporting Detection Limit
- W Sample container temperature is out of limit as specified

Hall Environmental Analysis Laboratory, Inc.

CLIENT: Souder, Miller and Associates
Client Sample ID: Non Exempt Waste
Project: Rattlesnake Canyon
Collection Date: 5/25/2017 10:00:00 AM
Lab ID: 1705E07-001 **Matrix:** AQUEOUS **Received Date:** 5/26/2017 7:50:00 AM

Analyses	Result	PQL	Qual	Units	DF	Date Analyzed	Batch
EPA METHOD 8260B: VOLATILES						Analyst: DJF	
n-Butylbenzene	ND	0.20		mg/L	200	5/26/2017 7:21:35 PM	W43112
n-Propylbenzene	ND	0.20		mg/L	200	5/26/2017 7:21:35 PM	W43112
sec-Butylbenzene	ND	0.20		mg/L	200	5/26/2017 7:21:35 PM	W43112
Styrene	ND	0.20		mg/L	200	5/26/2017 7:21:35 PM	W43112
tert-Butylbenzene	ND	0.20		mg/L	200	5/26/2017 7:21:35 PM	W43112
1,1,1,2-Tetrachloroethane	ND	0.20		mg/L	200	5/26/2017 7:21:35 PM	W43112
1,1,2,2-Tetrachloroethane	ND	0.40		mg/L	200	5/26/2017 7:21:35 PM	W43112
Tetrachloroethene (PCE)	ND	0.20		mg/L	200	5/26/2017 7:21:35 PM	W43112
trans-1,2-DCE	ND	0.20		mg/L	200	5/26/2017 7:21:35 PM	W43112
trans-1,3-Dichloropropene	ND	0.20		mg/L	200	5/26/2017 7:21:35 PM	W43112
1,2,3-Trichlorobenzene	ND	0.20		mg/L	200	5/26/2017 7:21:35 PM	W43112
1,2,4-Trichlorobenzene	ND	0.20		mg/L	200	5/26/2017 7:21:35 PM	W43112
1,1,1-Trichloroethane	ND	0.20		mg/L	200	5/26/2017 7:21:35 PM	W43112
1,1,2-Trichloroethane	ND	0.20		mg/L	200	5/26/2017 7:21:35 PM	W43112
Trichloroethene (TCE)	ND	0.20		mg/L	200	5/26/2017 7:21:35 PM	W43112
Trichlorofluoromethane	ND	0.20		mg/L	200	5/26/2017 7:21:35 PM	W43112
1,2,3-Trichloropropane	ND	0.40		mg/L	200	5/26/2017 7:21:35 PM	W43112
Vinyl chloride	ND	0.20		mg/L	200	5/26/2017 7:21:35 PM	W43112
Xylenes, Total	ND	0.30		mg/L	200	5/26/2017 7:21:35 PM	W43112
Surr: 1,2-Dichloroethane-d4	97.0	70-130		%Rec	200	5/26/2017 7:21:35 PM	W43112
Surr: 4-Bromofluorobenzene	96.6	70-130		%Rec	200	5/26/2017 7:21:35 PM	W43112
Surr: Dibromofluoromethane	96.0	70-130		%Rec	200	5/26/2017 7:21:35 PM	W43112
Surr: Toluene-d8	100	70-130		%Rec	200	5/26/2017 7:21:35 PM	W43112

Refer to the QC Summary report and sample login checklist for flagged QC data and preservation information.

Qualifiers:
- * Value exceeds Maximum Contaminant Level.
- D Sample Diluted Due to Matrix
- H Holding times for preparation or analysis exceeded
- ND Not Detected at the Reporting Limit
- R RPD outside accepted recovery limits
- S % Recovery outside of range due to dilution or matrix
- B Analyte detected in the associated Method Blank
- E Value above quantitation range
- J Analyte detected below quantitation limits
- P Sample pH Not In Range
- RL Reporting Detection Limit
- W Sample container temperature is out of limit as specified

QC SUMMARY REPORT

Hall Environmental Analysis Laboratory, Inc.

WO#: 1705E07
15-Jun-17

Client: Souder, Miller and Associates
Project: Rattlesnake Canyon

Sample ID rb	SampType: MBLK	TestCode: EPA Method 8260B: VOLATILES	
Client ID: PBW	Batch ID: W43112	RunNo: 43112	
Prep Date:	Analysis Date: 5/26/2017	SeqNo: 1356803	Units: µg/L

Analyte	Result	PQL	SPK value	SPK Ref Val	%REC	LowLimit	HighLimit	%RPD	RPDLimit	Qual
Benzene	ND	1.0								
Toluene	ND	1.0								
Ethylbenzene	ND	1.0								
Methyl tert-butyl ether (MTBE)	ND	1.0								
1,2,4-Trimethylbenzene	ND	1.0								
1,3,5-Trimethylbenzene	ND	1.0								
1,2-Dichloroethane (EDC)	ND	1.0								
1,2-Dibromoethane (EDB)	ND	1.0								
Naphthalene	ND	2.0								
1-Methylnaphthalene	ND	4.0								
2-Methylnaphthalene	ND	4.0								
Acetone	ND	10								
Bromobenzene	ND	1.0								
Bromodichloromethane	ND	1.0								
Bromoform	ND	1.0								
Bromomethane	ND	3.0								
2-Butanone	ND	10								
Carbon disulfide	ND	10								
Carbon Tetrachloride	ND	1.0								
Chlorobenzene	ND	1.0								
Chloroethane	ND	2.0								
Chloroform	ND	1.0								
Chloromethane	ND	3.0								
2-Chlorotoluene	ND	1.0								
4-Chlorotoluene	ND	1.0								
cis-1,2-DCE	ND	1.0								
cis-1,3-Dichloropropene	ND	1.0								
1,2-Dibromo-3-chloropropane	ND	2.0								
Dibromochloromethane	ND	1.0								
Dibromomethane	ND	1.0								
1,2-Dichlorobenzene	ND	1.0								
1,3-Dichlorobenzene	ND	1.0								
1,4-Dichlorobenzene	ND	1.0								
Dichlorodifluoromethane	ND	1.0								
1,1-Dichloroethane	ND	1.0								
1,1-Dichloroethene	ND	1.0								
1,2-Dichloropropane	ND	1.0								
1,3-Dichloropropane	ND	1.0								
2,2-Dichloropropane	ND	2.0								

Qualifiers:
- * Value exceeds Maximum Contaminant Level.
- D Sample Diluted Due to Matrix
- H Holding times for preparation or analysis exceeded
- ND Not Detected at the Reporting Limit
- R RPD outside accepted recovery limits
- S % Recovery outside of range due to dilution or matrix
- B Analyte detected in the associated Method Blank
- E Value above quantitation range
- J Analyte detected below quantitation limits
- P Sample pH Not In Range
- RL Reporting Detection Limit
- W Sample container temperature is out of limit as specified

QC SUMMARY REPORT
Hall Environmental Analysis Laboratory, Inc.

WO#: 1705E07
13-Jun-17

Client: Souder, Miller and Associates
Project: Rattlesnake Canyon

Sample ID: rb | SampType: MBLK | TestCode: EPA Method 8260B: VOLATILES
Client ID: PBW | Batch ID: W43112 | RunNo: 43112
Prep Date: | Analysis Date: 5/26/2017 | SeqNo: 1356803 | Units: µg/L

Analyte	Result	PQL	SPK value	SPK Ref Val	%REC	LowLimit	HighLimit	%RPD	RPDLimit	Qual
1,1-Dichloropropene	ND	1.0								
Hexachlorobutadiene	ND	1.0								
2-Hexanone	ND	10								
Isopropylbenzene	ND	1.0								
4-Isopropyltoluene	ND	1.0								
4-Methyl-2-pentanone	ND	10								
Methylene Chloride	ND	3.0								
n-Butylbenzene	ND	3.0								
n-Propylbenzene	ND	1.0								
sec-Butylbenzene	ND	1.0								
Styrene	ND	1.0								
tert-Butylbenzene	ND	1.0								
1,1,1,2-Tetrachloroethane	ND	1.0								
1,1,2,2-Tetrachloroethane	ND	2.0								
Tetrachloroethene (PCE)	ND	1.0								
trans-1,2-DCE	ND	1.0								
trans-1,3-Dichloropropene	ND	1.0								
1,2,3-Trichlorobenzene	ND	1.0								
1,2,4-Trichlorobenzene	ND	1.0								
1,1,1-Trichloroethane	ND	1.0								
1,1,2-Trichloroethane	ND	1.0								
Trichloroethene (TCE)	ND	1.0								
Trichlorofluoromethane	ND	1.0								
1,2,3-Trichloropropane	ND	2.0								
Vinyl chloride	ND	1.0								
Xylenes, Total	ND	1.5								
Surr: 1,2-Dichloroethane-d4	9.5		10.00		95.1	70	130			
Surr: 4-Bromofluorobenzene	9.5		10.00		95.3	70	130			
Surr: Dibromofluoromethane	9.8		10.00		98.5	70	130			
Surr: Toluene-d8	10		10.00		104	70	130			

Sample ID: 100ng lcs | SampType: LCS | TestCode: EPA Method 8260B: VOLATILES
Client ID: LCSW | Batch ID: W43112 | RunNo: 43112
Prep Date: | Analysis Date: 5/26/2017 | SeqNo: 1356804 | Units: µg/L

Analyte	Result	PQL	SPK value	SPK Ref Val	%REC	LowLimit	HighLimit	%RPD	RPDLimit	Qual
Benzene	20	1.0	20.00	0	102	70	130			
Toluene	21	1.0	20.00	0	103	70	130			
Chlorobenzene	20	1.0	20.00	0	102	70	130			

Qualifiers:
- * Value exceeds Maximum Contaminant Level.
- D Sample Diluted Due to Matrix
- H Holding times for preparation or analysis exceeded
- ND Not Detected at the Reporting Limit
- R RPD outside accepted recovery limits
- S % Recovery outside of range due to dilution or matrix
- B Analyte detected in the associated Method Blank
- E Value above quantitation range
- J Analyte detected below quantitation limits
- P Sample pH Not In Range
- RL Reporting Detection Limit
- W Sample container temperature is out of limit as specified

QC SUMMARY REPORT
Hall Environmental Analysis Laboratory, Inc.

WO#: 1705E07
13-Jun-17

Client: Souder, Miller and Associates
Project: Rattlesnake Canyon

Sample ID: lcs-32059 | SampType: LCS | TestCode: EPA Method 8270C: PAHs
Client ID: LCSW | Batch ID: 32059 | RunNo: 43417
Prep Date: 6/1/2017 | Analysis Date: 6/8/2017 | SeqNo: 1366948 | Units: µg/L

Analyte	Result	PQL	SPK value	SPK Ref Val	%REC	LowLimit	HighLimit	%RPD	RPDLimit	Qual
Naphthalene	12	0.50	20.00	0	60.0	37.4	120			
1-Methylnaphthalene	12	0.50	20.00	0	60.4	39.3	121			
2-Methylnaphthalene	12	0.50	20.00	0	60.9	37.8	122			
Acenaphthylene	14	0.50	20.00	0	68.2	37	124			
Acenaphthene	13	0.50	20.00	0	64.9	35.6	123			
Fluorene	14	0.50	20.00	0	69.0	35.2	122			
Phenanthrene	14	0.50	20.00	0	71.1	38.8	122			
Anthracene	14	0.50	20.00	0	71.5	37.5	125			
Fluoranthene	14	0.50	20.00	0	72.3	37.4	131			
Pyrene	15	0.50	20.00	0	72.9	27.5	140			
Benz(a)anthracene	15	0.50	20.00	0	74.9	25.4	141			
Chrysene	13	0.50	20.00	0	66.6	33.6	155			
Benzo(b)fluoranthene	14	0.50	20.00	0	70.6	39	153			
Benzo(k)fluoranthene	14	0.50	20.00	0	68.3	38	154			
Benzo(a)pyrene	14	0.50	20.00	0	67.9	39.6	153			
Dibenz(a,h)anthracene	14	0.50	20.00	0	72.3	39.7	155			
Benzo(g,h,i)perylene	14	0.50	20.00	0	68.9	39.8	154			
Indeno(1,2,3-cd)pyrene	14	0.50	20.00	0	68.1	19.1	153			
Surr: N-hexadecane	47		87.60		54.0	34.2	111			
Surr: Benzo(e)pyrene	14		20.00		70.5	39.3	124			

Sample ID: lcsd-32059 | SampType: LCSD | TestCode: EPA Method 8270C: PAHs
Client ID: LCSD02 | Batch ID: 32059 | RunNo: 43417
Prep Date: 6/1/2017 | Analysis Date: 6/8/2017 | SeqNo: 1366949 | Units: µg/L

Analyte	Result	PQL	SPK value	SPK Ref Val	%REC	LowLimit	HighLimit	%RPD	RPDLimit	Qual
Naphthalene	12	0.50	20.00	0	61.9	37.4	120	3.12	20	
1-Methylnaphthalene	12	0.50	20.00	0	61.2	39.3	121	1.32	28.8	
2-Methylnaphthalene	12	0.50	20.00	0	62.3	37.8	122	2.27	23.8	
Acenaphthylene	13	0.50	20.00	0	67.2	37	124	1.48	28.8	
Acenaphthene	13	0.50	20.00	0	64.3	35.6	123	1.08	37	
Fluorene	13	0.50	20.00	0	66.0	35.2	122	4.44	25.7	
Phenanthrene	14	0.50	20.00	0	70.4	38.8	122	0.989	20	
Anthracene	14	0.50	20.00	0	69.7	37.5	125	2.55	21.2	
Fluoranthene	14	0.50	20.00	0	70.8	37.4	131	2.10	21.8	
Pyrene	15	0.50	20.00	0	75.4	27.5	140	3.37	31.1	
Benz(a)anthracene	15	0.50	20.00	0	74.5	25.4	141	0.535	26.6	
Chrysene	14	0.50	20.00	0	70.4	33.6	155	5.25	21.2	
Benzo(b)fluoranthene	15	0.50	20.00	0	73.5	39	153	4.02	20	

Qualifiers:
- * Value exceeds Maximum Contaminant Level.
- D Sample Diluted Due to Matrix
- H Holding times for preparation or analysis exceeded
- ND Not Detected at the Reporting Limit
- R RPD outside accepted recovery limits
- S % Recovery outside of range due to dilution or matrix
- B Analyte detected in the associated Method Blank
- E Value above quantitation range
- J Analyte detected below quantitation limits
- P Sample pH Not In Range
- RL Reporting Detection Limit
- W Sample container temperature is out of limit as specified

QC SUMMARY REPORT
Hall Environmental Analysis Laboratory, Inc.

WO#: 1705E07
13-Jun-17

Client: Souder, Miller and Associates
Project: Rattlesnake Canyon

Sample ID: 100ng lcs | SampType: LCS | TestCode: EPA Method 8260B: VOLATILES
Client ID: LCSW | Batch ID: W43112 | RunNo: 43112
Prep Date: | Analysis Date: 5/26/2017 | SeqNo: 1356804 | Units: µg/L

Analyte	Result	PQL	SPK value	SPK Ref Val	%REC	LowLimit	HighLimit	%RPD	RPDLimit	Qual
1,1-Dichloroethene	23	1.0	20.00	0	115	70	130			
Trichloroethene (TCE)	19	1.0	20.00	0	96.6	70	130			
Surr: 1,2-Dichloroethane-d4	9.6		10.00		95.6	70	130			
Surr: 4-Bromofluorobenzene	9.5		10.00		94.5	70	130			
Surr: Dibromofluoromethane	9.8		10.00		97.8	70	130			
Surr: Toluene-d8	9.8		10.00		98.0	70	130			

Qualifiers:
- * Value exceeds Maximum Contaminant Level.
- D Sample Diluted Due to Matrix
- H Holding times for preparation or analysis exceeded
- ND Not Detected at the Reporting Limit
- R RPD outside accepted recovery limits
- S % Recovery outside of range due to dilution or matrix
- B Analyte detected in the associated Method Blank
- E Value above quantitation range
- J Analyte detected below quantitation limits
- P Sample pH Not In Range
- RL Reporting Detection Limit
- W Sample container temperature is out of limit as specified

QC SUMMARY REPORT
Hall Environmental Analysis Laboratory, Inc.

WO#: 1705E07
13-Jun-17

Client: Souder, Miller and Associates
Project: Rattlesnake Canyon

Sample ID: lcsd-32059 | SampType: LCSD | TestCode: EPA Method 8270C: PAHs
Client ID: LCSD02 | Batch ID: 32059 | RunNo: 43417
Prep Date: 6/1/2017 | Analysis Date: 6/8/2017 | SeqNo: 1366949 | Units: µg/L

Analyte	Result	PQL	SPK value	SPK Ref Val	%REC	LowLimit	HighLimit	%RPD	RPDLimit	Qual
Benzo(k)fluoranthene	14	0.50	20.00	0	68.3	38	154	0	21	
Benzo(a)pyrene	14	0.50	20.00	0	68.9	39.6	153	1.46	24.8	
Dibenz(a,h)anthracene	14	0.50	20.00	0	71.9	39.7	155	0.555	26	
Benzo(g,h,i)perylene	14	0.50	20.00	0	70.8	39.8	154	2.72	20	
Indeno(1,2,3-cd)pyrene	14	0.50	20.00	0	69.0	19.1	153	1.31	20	
Surr: N-hexadecane	46		87.60		52.3	34.2	111	0	0	
Surr: Benzo(e)pyrene	14		20.00		70.3	39.3	124	0	0	

Sample ID: mb-32059 | SampType: MBLK | TestCode: EPA Method 8270C: PAHs
Client ID: PBW | Batch ID: 32059 | RunNo: 43417
Prep Date: 6/1/2017 | Analysis Date: 6/8/2017 | SeqNo: 1366950 | Units: µg/L

Analyte	Result	PQL	SPK value	SPK Ref Val	%REC	LowLimit	HighLimit	%RPD	RPDLimit	Qual
Naphthalene	ND	0.50								
1-Methylnaphthalene	ND	0.50								
2-Methylnaphthalene	ND	0.50								
Acenaphthylene	ND	0.50								
Acenaphthene	ND	0.50								
Fluorene	ND	0.50								
Phenanthrene	ND	0.50								
Anthracene	ND	0.50								
Fluoranthene	ND	0.50								
Pyrene	ND	0.50								
Benz(a)anthracene	ND	0.50								
Chrysene	ND	0.50								
Benzo(b)fluoranthene	ND	0.50								
Benzo(k)fluoranthene	ND	0.50								
Benzo(a)pyrene	ND	0.50								
Dibenz(a,h)anthracene	ND	0.50								
Benzo(g,h,i)perylene	ND	0.50								
Indeno(1,2,3-cd)pyrene	ND	0.50								
Surr: N-hexadecane	45		87.60		51.6	34.2	111			
Surr: Benzo(e)pyrene	15		20.00		73.4	39.3	124			

Qualifiers:
- * Value exceeds Maximum Contaminant Level.
- D Sample Diluted Due to Matrix
- H Holding times for preparation or analysis exceeded
- ND Not Detected at the Reporting Limit
- R RPD outside accepted recovery limits
- S % Recovery outside of range due to dilution or matrix
- B Analyte detected in the associated Method Blank
- E Value above quantitation range
- J Analyte detected below quantitation limits
- P Sample pH Not In Range
- RL Reporting Detection Limit
- W Sample container temperature is out of limit as specified

QC SUMMARY REPORT
Hall Environmental Analysis Laboratory, Inc.

WO#: 1705E07
13-Jun-17

Client: Souder, Miller and Associates
Project: Rattlesnake Canyon

Sample ID MB-32154	SampType: MBLK	TestCode: EPA Method 7470: Mercury								
Client ID: PBW	Batch ID: 32154	RunNo: 43332								
Prep Date: 6/7/2017	Analysis Date: 6/7/2017	SeqNo: 1364044	Units: mg/L							
Analyte	Result	PQL	SPK value	SPK Ref Val	%REC	LowLimit	HighLimit	%RPD	RPDLimit	Qual
Mercury	ND	0.00020								

Sample ID LCS-32154	SampType: LCS	TestCode: EPA Method 7470: Mercury								
Client ID: LCSW	Batch ID: 32154	RunNo: 43332								
Prep Date: 6/7/2017	Analysis Date: 6/7/2017	SeqNo: 1364045	Units: mg/L							
Analyte	Result	PQL	SPK value	SPK Ref Val	%REC	LowLimit	HighLimit	%RPD	RPDLimit	Qual
Mercury	0.0050	0.00020	0.005000	0	99.4	80	120			

Qualifiers:

- * Value exceeds Maximum Contaminant Level.
- D Sample Diluted Due to Matrix
- H Holding times for preparation or analysis exceeded
- ND Not Detected at the Reporting Limit
- R RPD outside accepted recovery limits
- S % Recovery outside of range due to dilution or matrix
- B Analyte detected in the associated Method Blank
- E Value above quantitation range
- J Analyte detected below quantitation limits
- P Sample pH Not In Range
- RL Reporting Detection Limit
- W Sample container temperature is out of limit as specified

QC SUMMARY REPORT
Hall Environmental Analysis Laboratory, Inc.

WO#: 1705E07
13-Jun-17

Client: Souder, Miller and Associates
Project: Rattlesnake Canyon

Sample ID MB-32128	SampType: MBLK	TestCode: EPA 6010B: Total Recoverable Metals								
Client ID: PBW	Batch ID: 32128	RunNo: 43315								
Prep Date: 6/6/2017	Analysis Date: 6/7/2017	SeqNo: 1363670	Units: mg/L							
Analyte	Result	PQL	SPK value	SPK Ref Val	%REC	LowLimit	HighLimit	%RPD	RPDLimit	Qual
Arsenic	ND	0.020								
Barium	ND	0.020								
Cadmium	ND	0.0020								
Chromium	ND	0.0060								
Lead	ND	0.0050								
Selenium	ND	0.050								
Silver	ND	0.0060								

Sample ID LCS-32128	SampType: LCS	TestCode: EPA 6010B: Total Recoverable Metals								
Client ID: LCSW	Batch ID: 32128	RunNo: 43315								
Prep Date: 6/6/2017	Analysis Date: 6/7/2017	SeqNo: 1363671	Units: mg/L							
Analyte	Result	PQL	SPK value	SPK Ref Val	%REC	LowLimit	HighLimit	%RPD	RPDLimit	Qual
Arsenic	0.50	0.020	0.5000	0	99.2	80	120			
Barium	0.49	0.020	0.5000	0	97.6	80	120			
Cadmium	0.49	0.0020	0.5000	0	97.2	80	120			
Chromium	0.49	0.0060	0.5000	0	97.2	80	120			
Lead	0.48	0.0050	0.5000	0	96.5	80	120			
Selenium	0.50	0.050	0.5000	0	99.0	80	120			
Silver	0.10	0.0060	0.1000	0	100	80	120			

Qualifiers:

- * Value exceeds Maximum Contaminant Level.
- D Sample Diluted Due to Matrix
- H Holding times for preparation or analysis exceeded
- ND Not Detected at the Reporting Limit
- R RPD outside accepted recovery limits
- S % Recovery outside of range due to dilution or matrix
- B Analyte detected in the associated Method Blank
- E Value above quantitation range
- J Analyte detected below quantitation limits
- P Sample pH Not In Range
- RL Reporting Detection Limit
- W Sample container temperature is out of limit as specified

HALL ENVIRONMENTAL ANALYSIS LABORATORY

Hall Environmental Analysis Laboratory
4901 Hawkins NE
Albuquerque, NM 87109
TEL: 505-345-3975 FAX: 505-345-4107
Website: www.hallenvironmental.com

Sample Log-In Check List

Client Name: SMA-FARM Work Order Number: 1706E07 RcptNo: 1

Received By: Andy Freeman 6/26/2017 7:50:00 AM
Completed By: Ashley Gallegos 6/26/2017 1:22:11 PM
Reviewed By: SGL 05/26/17

Chain of Custody

1. Custody seals intact on sample bottles? Yes ☐ No ☐ Not Present ☑
2. Is Chain of Custody complete? Yes ☑ No ☐ Not Present ☐
3. How was the sample delivered? Courier

Log In

4. Was an attempt made to cool the samples? Yes ☑ No ☐ NA ☐
5. Were all samples received at a temperature of >0° C to 6.0°C Yes ☑ No ☐ NA ☐
6. Sample(s) in proper container(s)? Yes ☑ No ☐
7. Sufficient sample volume for indicated test(s)? Yes ☑ No ☐
8. Are samples (except VOA and Oil&G) properly preserved? Yes ☑ No ☐
9. Was preservative added to bottles? Yes ☐ No ☑ NA ☐
10. VOA vials have zero headspace? Yes ☑ No ☐ No VOA Vials ☐
11. Were any sample containers received broken? Yes ☐ No ☑
12. Does paperwork match bottle labels? Yes ☑ No ☐
(Note discrepancies on chain of custody)
13. Are matrices correctly identified on Chain of Custody? Yes ☑ No ☐
14. Is it clear what analyses were requested? Yes ☑ No ☐
15. Were all holding times able to be met? Yes ☑ No ☐
(If no, notify customer for authorization.)

\# of preserved bottles checked for pH: 1 (<2 or >12 unless noted)
Adjusted? No
Checked by: Re

Special Handling (if applicable)

16. Was client notified of all discrepancies with this order? Yes ☐ No ☐ NA ☑
Person Notified: Date
By Whom: Via: ☐ eMail ☐ Phone ☐ Fax ☐ In Person
Regarding:
Client Instructions:

17. Additional remarks:

18. Cooler Information

Cooler No	Temp °C	Condition	Seal Intact	Seal No	Seal Date	Signed By
1	1.0	Good	Yes			

HALL ENVIRONMENTAL ANALYSIS LABORATORY
www.hallenvironmental.com
4901 Hawkins NE • Albuquerque, NM 87109
Tel. 505-345-3975 Fax 505-345-4107

Chain-of-Custody Record

Client: Souder, Miller & Assoc
Mailing Address: 121 W. Broadway Farmington, NM 87401
Phone #: 505-325-7535
Email or Fax#: Ashley@swmaonline.com
QA/QC Package: ☐ Standard ☐ Level 4 (Full Validation)
Accreditation: ☐ Other ☐ NELAP ☐ EDD (Type)

Turn-Around Time: ☐ Standard ☐ Rush
Project Name: Rattlesnake Canyon
Project #:
Project Manager: Ashley Maxwell / Tom Long
Sampler: Ashley Maxwell
On Ice: ☐ Yes ☐ No
Sample Temperature: 1.0°C

Date	Time	Matrix	Sample Request ID	Container Type and #	Preservative Type	HEAL No.
5-31-17	10:45	Water	Rattlesnake Canyon	1 Liter Amber	None	001

Analysis Request: BTEX + MTBE + TMB's (8021) / BTEX + MTBE + TPH (Gas only) / TPH 8015B (GRO / DRO / MRO) / TPH (Method 418.1) / EDB (Method 504.1) / PAH's (8310 or 8270 SIM) / RCRA 8 Metals TCLP / Anions (F,Cl,NO3,NO2,PO4,SO4) / 8081 Pesticides / 8082 PCB's / 8260B (VOA) / 8270 (Semi-VOA) / Air Bubble (Y or N)

Received by: [signature] Date: 6/1/2017 Time: 1349
Received by: [signature] Date: 05/26/17 Time: 0900

Remarks: Please Fail 1st Report TCLP Compounds As TCLP Limits Include Tom Long/Ashley Maxwell on the analytical report.

If necessary, samples submitted to Hall Environmental may be subcontracted to other accredited laboratories. This serves as notice of this possibility. Any subcontracted data will be clearly notated on the analytical report.

2017

District I
1625 N. French Dr., Hobbs, NM 88240
District II
1301 W. Grand Avenue, Artesia, NM 88210
District III
1000 Rio Brazos Road, Aztec, NM 87410
District IV
1220 S. St. Francis Dr., Santa Fe, NM 87505

State of New Mexico
Energy Minerals and Natural Resources
Oil Conservation Division
1220 South St. Francis Dr.
Santa Fe, NM 87505

Form C-138
Revised March 17

*Surface Waste Management Facility Operator and Generator shall maintain and make this documentation available for Division inspection

REQUEST FOR APPROVAL TO ACCEPT SOLID WASTE

1. Generator Name and Address:
Enterprise Field Services, LLC, 614 Reilly Ave, Farmington NM 87401

2. Originating Site:
Cedar Hill Compressor Station

3. Location of Material (Street Address, City, State or ULSTR):
UL N Section 29 Township 32 North Range 10 West; 36.949607, -107.907590, San Juan County, NM

4. Source and Description of Waste:
Source: Water/Oil from the Non Exempt WasteWater Tanks and from the compressor skid drains
Description: Non Exempt/Non Hazardous Water from the compressor skids.
Estimated Volume 100 yd³ / bbls Known Volume (to be entered by the operator at the end of the haul) 125 yd³ / bbls

5. GENERATOR CERTIFICATION STATEMENT OF WASTE STATUS

I, Thomas Long, representative or authorized agent for Enterprise Products Operating do hereby
Generator Signature
certify that according to the Resource Conservation and Recovery Act (RCRA) and the US Environmental Protection Agency's July 1988 regulatory determination, the above described waste is: (Check the appropriate classification)

☐ RCRA Exempt: Oil field wastes generated from oil and gas exploration and production operations and are not mixed with non-exempt waste. *Operator Use Only: Waste Acceptance Frequency* ☐ *Monthly* ☐ *Weekly* ☐ *Per Load*

☒ RCRA Non-Exempt: Oil field waste which is non-hazardous that does not exceed the minimum standards for waste hazardous by characteristics established in RCRA regulations, 40 CFR 261.21-261.24, or listed hazardous waste as defined in 40 CFR, part 261, subpart D, as amended. The following documentation is attached to demonstrate the above described waste is non hazardous. (Check the appropriate items)

☐ MSDS Information ☒ RCRA Hazardous Waste Analysis ☒ Process Knowledge ☐ Other (Provide description in Box 4)

GENERATOR 19.15.36.15 WASTE TESTING CERTIFICATION STATEMENT FOR LANDFARMS

I, Thomas Long, representative for Enterprise Products Operating authorize to complete
Generator Signature
the required testing/sign the Generator Waste Testing Certification.

I, _____, representative for Agua Moss, LLC do hereby certify that representative samples of the oil field waste have been subjected to the paint filter test and tested for chloride content and that the samples have been found to conform to the specific requirements applicable to landfarms pursuant to Section 15 of 19.15.36 NMAC. The results of the representative samples are attached to demonstrate the above-described waste conform to the requirements of Section 15 of 19.15.36 NMAC.

5. Transporter: To Be Determined

OCD Permitted Surface Waste Management Facility

Name and Facility Permit #: ***Agua Moss, LLC - Permit #: NM-01-009**
Address of Facility: **SW/4 NW/4 Section 2, Township 29N, Range Crouch Mesa, NM**

Method of Treatment and/or Disposal:
☐ Evaporation ☒ Injection ☐ Treating Plant ☐ Landfarm ☐ Landfill ☐ Other

Waste Acceptance Status:
☒ **APPROVED** ☐ **DENIED** (Must Be Maintained As Permanent Record)

PRINT NAME: Steve Hawkins TITLE: Superintendent DATE: 6/12
SIGNATURE: TELEPHONE NO.:
Surface Waste Management Facility Authorized Agent

HALL ENVIRONMENTAL ANALYSIS LABORATORY

Hall Environmental Analysis Laboratory
4901 Hawkins NE
Albuquerque, NM 87109
TEL: 505-345-3975 FAX: 505-345-4107
Website: www.hallenvironmental.com

June 12, 2017

Ashley Maxwell
Souder, Miller and Associates
401 W. Broadway
Farmington, NM 87401
TEL: (505) 325-5667
FAX (505) 327-1496

RE: Middle Mesa OrderNo.: 1705C58

Dear Ashley Maxwell:

Hall Environmental Analysis Laboratory received 1 sample(s) on 5/24/2017 for the analyses presented in the following report.

These were analyzed according to EPA procedures or equivalent. To access our accredited tests please go to www.hallenvironmental.com or the state specific web sites. In order to properly interpret your results, it is imperative that you review this report in its entirety. See the sample checklist and/or the Chain of Custody for information regarding the sample receipt temperature and preservation. Data qualifiers or a narrative will be provided if the sample analysis or analytical quality control parameters require a flag. When necessary, data qualifiers are provided on both the sample analysis report and the QC summary report, both sections should be reviewed. All samples are reported, as received, unless otherwise indicated. Lab measurement of analytes considered field parameters that require analysis within 15 minutes of sampling such as pH and residual chlorine are qualified as being analyzed outside of the recommended holding time.

Please don't hesitate to contact HEAL for any additional information or clarifications.

ADHS Cert #AZ0682 -- NMED-DWB Cert #NM9425 -- NMED-Micro Cert #NM0190

Sincerely,

Andy Freeman
Laboratory Manager
4901 Hawkins NE
Albuquerque, NM 87109

Hall Environmental Analysis Laboratory, Inc.

CLIENT: Souder, Miller and Associates **Client Sample ID:** Middle Mesa AGT
Project: Middle Mesa **Collection Date:** 5/23/2017 9:32:00 AM
Lab ID: 1705C58-001 **Matrix:** AQUEOUS **Received Date:** 5/24/2017 7:15:00 AM

Analyses	Result	PQL	Qual	Units	DF	Date Analyzed	Batch
EPA METHOD 7470: MERCURY						Analyst: MED	
Mercury	ND	0.00000		mg/l	1	6/8/2017 11:00:58 AM	32105
EPA 6010B: TOTAL RECOVERABLE METALS						Analyst: MED	
Arsenic	ND	5.0		mg/L	1	6/7/2017 11:36:04 AM	32128
Barium	ND	100		mg/L	1	6/7/2017 11:36:04 AM	32128
Cadmium	ND	1.0		mg/L	1	6/7/2017 11:36:04 AM	32128
Chromium	ND	5.0		mg/L	1	6/7/2017 11:36:04 AM	32128
Lead	ND	5.0		mg/L	1	6/7/2017 11:36:04 AM	32128
Selenium	ND	1.0		mg/L	1	6/7/2017 11:36:04 AM	32128
Silver	ND	5.0		mg/L	1	6/7/2017 11:36:04 AM	32128
EPA METHOD 8270C: PAHS						Analyst: DAM	
Naphthalene	ND	2.5	D	µg/L	1	5/30/2017 4:40:38 PM	31987
1-Methylnaphthalene	ND	2.5	D	µg/L	1	5/30/2017 4:40:38 PM	31987
2-Methylnaphthalene	ND	2.5	D	µg/L	1	5/30/2017 4:40:38 PM	31987
Acenaphthylene	ND	2.5	D	µg/L	1	5/30/2017 4:40:38 PM	31987
Acenaphthene	ND	2.5	D	µg/L	1	5/30/2017 4:40:38 PM	31987
Fluorene	ND	2.5	D	µg/L	1	5/30/2017 4:40:38 PM	31987
Phenanthrene	ND	2.5	D	µg/L	1	5/30/2017 4:40:38 PM	31987
Anthracene	ND	2.5	D	µg/L	1	5/30/2017 4:40:38 PM	31987
Fluoranthene	ND	2.5	D	µg/L	1	5/30/2017 4:40:38 PM	31987
Pyrene	ND	2.5	D	µg/L	1	5/30/2017 4:40:38 PM	31987
Benz(a)anthracene	ND	2.5	D	µg/L	1	5/30/2017 4:40:38 PM	31987
Chrysene	ND	2.5	D	µg/L	1	5/30/2017 4:40:38 PM	31987
Benzo(b)fluoranthene	ND	2.5	D	µg/L	1	5/30/2017 4:40:38 PM	31987
Benzo(k)fluoranthene	ND	2.5	D	µg/L	1	5/30/2017 4:40:38 PM	31987
Benzo(a)pyrene	ND	2.5	D	µg/L	1	5/30/2017 4:40:38 PM	31987
Dibenz(a,h)anthracene	ND	2.5	D	µg/L	1	5/30/2017 4:40:38 PM	31987
Benzo(g,h,i)perylene	ND	2.5	D	µg/L	1	5/30/2017 4:40:38 PM	31987
Indeno(1,2,3-cd)pyrene	ND	2.5	D	µg/L	1	5/30/2017 4:40:38 PM	31987
Surr: N-hexadecane	49.7	34.2-111	D	%Rec	1	5/30/2017 4:40:38 PM	31987
Surr: Benzo(e)pyrene	78.1	39.3-124	D	%Rec	1	5/30/2017 4:40:38 PM	31987
EPA METHOD 8260B: VOLATILES						Analyst: RAA	
Benzene	ND	0.50		mg/L	200	5/24/2017 8:23:00 PM	R43056
Toluene	ND	0.20		mg/L	200	5/24/2017 8:23:00 PM	R43056
Ethylbenzene	ND	0.20		mg/L	200	5/24/2017 8:23:00 PM	R43056
Methyl tert-butyl ether (MTBE)	ND	0.20		mg/L	200	5/24/2017 8:23:00 PM	R43056
1,2,4-Trimethylbenzene	ND	0.20		mg/L	200	5/24/2017 8:23:00 PM	R43056
1,3,5-Trimethylbenzene	ND	0.20		mg/L	200	5/24/2017 8:23:00 PM	R43056
1,2-Dichloroethane (EDC)	ND	0.20		mg/L	200	5/24/2017 8:23:00 PM	R43056

Refer to the QC Summary report and sample login checklist for flagged QC data and preservation information.

Qualifiers:
* Value exceeds Maximum Contaminant Level.
D Sample Diluted Due to Matrix
H Holding times for preparation or analysis exceeded
ND Not Detected at the Reporting Limit
R RPD outside accepted recovery limits
S % Recovery outside of range due to dilution or matrix
B Analyte detected in the associated Method Blank
E Value above quantitation range
J Analyte detected below quantitation limits
P Sample pH Not In Range
RL Reporting Detection Limit
W Sample container temperature is out of limit as specified

Hall Environmental Analysis Laboratory, Inc.

CLIENT: Souder, Miller and Associates **Client Sample ID:** Middle Mesa AGT
Project: Middle Mesa **Collection Date:** 5/23/2017 9:32:00 AM
Lab ID: 1705C58-001 **Matrix:** AQUEOUS **Received Date:** 5/24/2017 7:15:00 AM

Analyses	Result	PQL	Qual	Units	DF	Date Analyzed	Batch
EPA METHOD 8260B: VOLATILES						Analyst: RAA	
1,2-Dibromoethane (EDB)	ND	0.20		mg/L	200	5/24/2017 8:23:00 PM	R43056
Naphthalene	ND	0.40		mg/L	200	5/24/2017 8:23:00 PM	R43056
1-Methylnaphthalene	ND	0.80		mg/L	200	5/24/2017 8:23:00 PM	R43056
2-Methylnaphthalene	ND	0.80		mg/L	200	5/24/2017 8:23:00 PM	R43056
Acetone	ND	2.0		mg/L	200	5/24/2017 8:23:00 PM	R43056
Bromobenzene	ND	0.20		mg/L	200	5/24/2017 8:23:00 PM	R43056
Bromodichloromethane	ND	0.20		mg/L	200	5/24/2017 8:23:00 PM	R43056
Bromoform	ND	0.20		mg/L	200	5/24/2017 8:23:00 PM	R43056
Bromomethane	ND	0.60		mg/L	200	5/24/2017 8:23:00 PM	R43056
2-Butanone	ND	2.0		mg/L	200	5/24/2017 8:23:00 PM	R43056
Carbon disulfide	ND	2.0		mg/L	200	5/24/2017 8:23:00 PM	R43056
Carbon Tetrachloride	ND	0.20		mg/L	200	5/24/2017 8:23:00 PM	R43056
Chlorobenzene	ND	0.20		mg/L	200	5/24/2017 8:23:00 PM	R43056
Chloroethane	ND	0.40		mg/L	200	5/24/2017 8:23:00 PM	R43056
Chloroform	ND	0.20		mg/L	200	5/24/2017 8:23:00 PM	R43056
Chloromethane	ND	0.60		mg/L	200	5/24/2017 8:23:00 PM	R43056
2-Chlorotoluene	ND	0.20		mg/L	200	5/24/2017 8:23:00 PM	R43056
4-Chlorotoluene	ND	0.20		mg/L	200	5/24/2017 8:23:00 PM	R43056
cis-1,2-DCE	ND	0.20		mg/L	200	5/24/2017 8:23:00 PM	R43056
cis-1,3-Dichloropropene	ND	0.20		mg/L	200	5/24/2017 8:23:00 PM	R43056
1,2-Dibromo-3-chloropropane	ND	0.40		mg/L	200	5/24/2017 8:23:00 PM	R43056
Dibromochloromethane	ND	0.20		mg/L	200	5/24/2017 8:23:00 PM	R43056
Dibromomethane	ND	0.20		mg/L	200	5/24/2017 8:23:00 PM	R43056
1,2-Dichlorobenzene	ND	0.20		mg/L	200	5/24/2017 8:23:00 PM	R43056
1,3-Dichlorobenzene	ND	0.20		mg/L	200	5/24/2017 8:23:00 PM	R43056
1,4-Dichlorobenzene	ND	0.20		mg/L	200	5/24/2017 8:23:00 PM	R43056
Dichlorodifluoromethane	ND	0.20		mg/L	200	5/24/2017 8:23:00 PM	R43056
1,1-Dichloroethane	ND	0.20		mg/L	200	5/24/2017 8:23:00 PM	R43056
1,1-Dichloroethene	ND	0.20		mg/L	200	5/24/2017 8:23:00 PM	R43056
1,2-Dichloroethene (total)	ND	0.20		mg/L	200	5/24/2017 8:23:00 PM	R43056
1,3-Dichloropropane	ND	0.20		mg/L	200	5/24/2017 8:23:00 PM	R43056
2,2-Dichloropropane	ND	0.40		mg/L	200	5/24/2017 8:23:00 PM	R43056
1,1-Dichloropropene	ND	0.20		mg/L	200	5/24/2017 8:23:00 PM	R43056
Hexachlorobutadiene	ND	0.20		mg/L	200	5/24/2017 8:23:00 PM	R43056
2-Hexanone	ND	2.0		mg/L	200	5/24/2017 8:23:00 PM	R43056
Isopropylbenzene	ND	0.20		mg/L	200	5/24/2017 8:23:00 PM	R43056
4-Isopropyltoluene	ND	0.20		mg/L	200	5/24/2017 8:23:00 PM	R43056
4-Methyl-2-pentanone	ND	2.0		mg/L	200	5/24/2017 8:23:00 PM	R43056
Methylene Chloride	ND	0.60		mg/L	200	5/24/2017 8:23:00 PM	R43056

Refer to the QC Summary report and sample login checklist for flagged QC data and preservation information.

Qualifiers:
* Value exceeds Maximum Contaminant Level.
D Sample Diluted Due to Matrix
H Holding times for preparation or analysis exceeded
ND Not Detected at the Reporting Limit
R RPD outside accepted recovery limits
S % Recovery outside of range due to dilution or matrix
B Analyte detected in the associated Method Blank
E Value above quantitation range
J Analyte detected below quantitation limits
P Sample pH Not In Range
RL Reporting Detection Limit
W Sample container temperature is out of limit as specified

Analytical Report
Lab Order 1705C58
Date Reported: 6/13/2017

Hall Environmental Analysis Laboratory, Inc.

CLIENT: Souder, Miller and Associates
Project: Middle Mesa
Lab ID: 1705C58-001
Matrix: AQUEOUS
Client Sample ID: Middle Mesa AGT
Collection Date: 5/23/2017 9:32:00 AM
Received Date: 5/24/2017 7:15:00 AM

Analyses	Result	PQL	Qual	Units	DF	Date Analyzed	Batch
EPA METHOD 8260B: VOLATILES							Analyst: RAA
n-Butylbenzene	ND	0.50		mg/L	200	5/24/2017 8:23:00 PM	R43056
n-Propylbenzene	ND	0.20		mg/L	200	5/24/2017 8:23:00 PM	R43056
sec-Butylbenzene	ND	0.20		mg/L	200	5/24/2017 8:23:00 PM	R43056
Styrene	ND	0.20		mg/L	200	5/24/2017 8:23:00 PM	R43056
tert-Butylbenzene	ND	0.20		mg/L	200	5/24/2017 8:23:00 PM	R43056
1,1,1,2-Tetrachloroethane	ND	0.20		mg/L	200	5/24/2017 8:23:00 PM	R43056
1,1,2,2-Tetrachloroethane	ND	0.40		mg/L	200	5/24/2017 8:23:00 PM	R43056
Tetrachloroethene (PCE)	ND	0.20		mg/L	200	5/24/2017 8:23:00 PM	R43056
trans-1,2-DCE	ND	0.20		mg/L	200	5/24/2017 8:23:00 PM	R43056
trans-1,3-Dichloropropene	ND	0.20		mg/L	200	5/24/2017 8:23:00 PM	R43056
1,2,3-Trichlorobenzene	ND	0.20		mg/L	200	5/24/2017 8:23:00 PM	R43056
1,2,4-Trichlorobenzene	ND	0.20		mg/L	200	5/24/2017 8:23:00 PM	R43056
1,1,1-Trichloroethane	ND	0.20		mg/L	200	5/24/2017 8:23:00 PM	R43056
1,1,2-Trichloroethane	ND	0.20		mg/L	200	5/24/2017 8:23:00 PM	R43056
Trichloroethene (TCE)	ND	0.20		mg/L	200	5/24/2017 8:23:00 PM	R43056
Trichlorofluoromethane	ND	0.20		mg/L	200	5/24/2017 8:23:00 PM	R43056
1,2,3-Trichloropropane	ND	0.40		mg/L	200	5/24/2017 8:23:00 PM	R43056
Vinyl chloride	ND	0.20		mg/L	200	5/24/2017 8:23:00 PM	R43056
Xylenes, Total	ND	0.30		mg/L	200	5/24/2017 8:23:00 PM	R43056
Surr: 1,2-Dichloroethane-d4	103	70-130		%Rec	200	5/24/2017 8:23:00 PM	R43056
Surr: 4-Bromofluorobenzene	108	70-130		%Rec	200	5/24/2017 8:23:00 PM	R43056
Surr: Dibromofluoromethane	104	70-130		%Rec	200	5/24/2017 8:23:00 PM	R43056
Surr: Toluene-d8	104	70-130		%Rec	200	5/24/2017 8:23:00 PM	R43056

Refer to the QC Summary report and sample login checklist for flagged QC data and preservation information.

Qualifiers:
- * Value exceeds Maximum Contaminant Level.
- D Sample Diluted Due to Matrix
- H Holding times for preparation or analysis exceeded
- ND Not Detected at the Reporting Limit
- R RPD outside accepted recovery limits
- S % Recovery outside of range due to dilution or matrix
- B Analyte detected in the associated Method Blank
- E Value above quantitation range
- J Analyte detected below quantitation limits
- P Sample pH Not In Range
- RL Reporting Detection Limit
- W Sample container temperature is out of limit as specified

QC SUMMARY REPORT
Hall Environmental Analysis Laboratory, Inc.

WO#: 1705C58
12-Jun-17

Client: Souder, Miller and Associates
Project: Middle Mesa

Sample ID: 100ng lcs | SampType: LCS4 | TestCode: EPA Method 8260B: VOLATILES
Client ID: BatchQC | Batch ID: R43056 | RunNo: 43056
Prep Date: | Analysis Date: 5/24/2017 | SeqNo: 1354919 | Units: µg/L

Analyte	Result	PQL	SPK value	SPK Ref Val	%REC	LowLimit	HighLimit	%RPD	RPDLimit	Qual
Benzene	19	1.0	20.00	0	96.4	70	130			
Toluene	20	1.0	20.00	0	[illegible]	70	130			
Ethylbenzene	20	1.0	20.00	0	99.3	70	130			
Methyl tert-butyl ether (MTBE)	38	1.0	40.00	0	94.4	70	130			
1,2,4-Trimethylbenzene	20	1.0	20.00	0	99.8	70	130			
1,3,5-Trimethylbenzene	20	1.0	20.00	0	98.7	70	130			
1,2-Dichloroethane (EDC)	18	1.0	20.00	0	88.0	62.2	145			
1,2-Dibromoethane (EDB)	19	1.0	20.00	0	95.9	70	130			
Naphthalene	17	2.0	20.00	0	83.6	70	130			
1-Methylnaphthalene	14	4.0	20.00	0	69.0	60	140			
Acetone	38	10	40.00	0	97.3	60	140			
Bromobenzene	20	1.0	20.00	0	102	70	130			
Bromodichloromethane	20	1.0	20.00	0	98.2	70	130			
Bromoform	18	1.0	20.00	0	91.1	70	130			
Bromomethane	18	3.0	20.00	0	88.5	60	140			
2-Butanone	44	10	40.00	0	110	60	140			
Carbon disulfide	37	10	40.00	0	92.7	60	140			
Carbon Tetrachloride	19	1.0	20.00	0	95.2	70	130			
Chlorobenzene	20	1.0	20.00	0	101	70	130			
Chloroethane	20	2.0	20.00	0	99.5	60	140			
Chloroform	20	1.0	20.00	0	99.6	70	130			
Chloromethane	14	3.0	20.00	0	69.0	60	140			
2-Chlorotoluene	20	1.0	20.00	0	98.9	70	130			
4-Chlorotoluene	20	1.0	20.00	0	99.5	70	130			
cis-1,2-DCE	19	1.0	20.00	0	96.4	70	130			
cis-1,3-Dichloropropene	18	1.0	20.00	0	88.1	70	130			
1,2-Dibromo-3-chloropropane	19	2.0	20.00	0	92.9	70	130			
Dibromochloromethane	18	1.0	20.00	0	89.5	70	130			
Dibromomethane	19	1.0	20.00	0	97.0	70	130			
1,2-Dichlorobenzene	20	1.0	20.00	0	98.0	70	130			
1,3-Dichlorobenzene	20	1.0	20.00	0	101	70	130			
1,4-Dichlorobenzene	20	1.0	20.00	0	101	67.2	141			
Dichlorodifluoromethane	20	1.0	20.00	0	99.1	60	140			
1,1-Dichloroethane	19	1.0	20.00	0	93.8	52.6	157			
1,1-Dichloroethene	19	1.0	20.00	0	94.2	70	130			
1,2-Dichloropropane	19	1.0	20.00	0	95.3	63.7	138			
1,3-Dichloropropane	19	1.0	20.00	0	95.1	70	130			
2,2-Dichloropropane	19	2.0	20.00	0	93.1	70	130			
1,1-Dichloropropene	19	1.0	20.00	0	95.7	70	130			

Qualifiers:
- * Value exceeds Maximum Contaminant Level.
- D Sample Diluted Due to Matrix
- H Holding times for preparation or analysis exceeded
- ND Not Detected at the Reporting Limit
- R RPD outside accepted recovery limits
- S % Recovery outside of range due to dilution or matrix
- B Analyte detected in the associated Method Blank
- E Value above quantitation range
- J Analyte detected below quantitation limits
- P Sample pH Not In Range
- RL Reporting Detection Limit
- W Sample container temperature is out of limit as specified

QC SUMMARY REPORT
Hall Environmental Analysis Laboratory, Inc.

WO#: 1705C58
12-Jun-17

Client: Souder, Miller and Associates
Project: Middle Mesa

Sample ID: 100ng lcs | SampType: LCS4 | TestCode: EPA Method 8260B: VOLATILES
Client ID: BatchQC | Batch ID: R43056 | RunNo: 43056
Prep Date: | Analysis Date: 5/24/2017 | SeqNo: 1354919 | Units: µg/L

Analyte	Result	PQL	SPK value	SPK Ref Val	%REC	LowLimit	HighLimit	%RPD	RPDLimit	Qual
Hexachlorobutadiene	15	1.0	20.00	0	76.5	70	130			
2-Hexanone	36	10	40.00	0	89.1	60	140			
Isopropylbenzene	20	1.0	20.00	0	99.7	70	130			
4-Isopropyltoluene	20	1.0	20.00	0	101	70	130			
4-Methyl-2-pentanone	36	10	40.00	0	89.0	60	140			
Methylene Chloride	18	3.0	20.00	0	97.7	70	130			
n-Butylbenzene	19	3.0	20.00	0	94.0	70	130			
n-Propylbenzene	20	1.0	20.00	0	98.4	70	130			
sec-Butylbenzene	20	1.0	20.00	0	97.9	70	130			
Styrene	18	1.0	20.00	0	90.3	70	130			
tert-Butylbenzene	20	1.0	20.00	0	99.6	70	130			
1,1,1,2-Tetrachloroethane	19	1.0	20.00	0	93.5	70	130			
1,1,2,2-Tetrachloroethane	20	2.0	20.00	0	100	65.9	133			
Tetrachloroethene (PCE)	20	1.0	20.00	0	102	70	130			
trans-1,2-DCE	19	1.0	20.00	0	94.0	70	130			
trans-1,3-Dichloropropene	18	1.0	20.00	0	87.6	70	130			
1,2,3-Trichlorobenzene	17	1.0	20.00	0	84.2	70	130			
1,2,4-Trichlorobenzene	17	1.0	20.00	0	87.3	70	130			
1,1,1-Trichloroethane	19	1.0	20.00	0	95.8	70	130			
1,1,2-Trichloroethane	19	1.0	20.00	0	94.4	70	130			
Trichloroethene (TCE)	19	1.0	20.00	0	97.4	70	130			
Trichlorofluoromethane	20	1.0	20.00	0	98.5	70	130			
1,2,3-Trichloropropane	20	2.0	20.00	0	97.7	69.7	129			
Vinyl chloride	18	1.0	20.00	0	88.2	70	130			
Xylenes, Total	59	1.5	60.00	0	98.6	70	130			
Surr: 1,2-Dichloroethane-d4	10		10.00		101	70	130			
Surr: 4-Bromofluorobenzene	11		10.00		106	70	130			
Surr: Dibromofluoromethane	11		10.00		105	70	130			
Surr: Toluene-d8	10		10.00		105	70	130			

Sample ID: rb | SampType: MBLK | TestCode: EPA Method 8260B: VOLATILES
Client ID: PBW | Batch ID: R43056 | RunNo: 43056
Prep Date: | Analysis Date: 5/24/2017 | SeqNo: 1354923 | Units: µg/L

Analyte	Result	PQL	SPK value	SPK Ref Val	%REC	LowLimit	HighLimit	%RPD	RPDLimit	Qual
Benzene	ND	1.0								
Toluene	ND	1.0								
Ethylbenzene	ND	1.0								
Methyl tert-butyl ether (MTBE)	ND	1.0								

Qualifiers:
- * Value exceeds Maximum Contaminant Level.
- D Sample Diluted Due to Matrix
- H Holding times for preparation or analysis exceeded
- ND Not Detected at the Reporting Limit
- R RPD outside accepted recovery limits
- S % Recovery outside of range due to dilution or matrix
- B Analyte detected in the associated Method Blank
- E Value above quantitation range
- J Analyte detected below quantitation limits
- P Sample pH Not In Range
- RL Reporting Detection Limit
- W Sample container temperature is out of limit as specified

QC SUMMARY REPORT
Hall Environmental Analysis Laboratory, Inc.

WO#: 1705C58
12-Jun-17

Client: Souder, Miller and Associates
Project: Middle Mesa

Sample ID: rb | SampType: MBLK | TestCode: EPA Method 8260B: VOLATILES
Client ID: PBW | Batch ID: R43056 | RunNo: 43056
Prep Date: | Analysis Date: 5/24/2017 | SeqNo: 1354923 | Units: µg/L

Analyte	Result	PQL	SPK value	SPK Ref Val	%REC	LowLimit	HighLimit	%RPD	RPDLimit	Qual
1,2,4-Trimethylbenzene	ND	1.0								
1,3,5-Trimethylbenzene	ND	1.0								
1,2-Dichloroethane (EDC)	ND	1.0								
1,2-Dibromoethane (EDB)	ND	1.0								
Naphthalene	ND	2.0								
1-Methylnaphthalene	ND	4.0								
2-Methylnaphthalene	ND	4.0								
Acetone	ND	10								
Bromobenzene	ND	1.0								
Bromodichloromethane	ND	1.0								
Bromoform	ND	1.0								
Bromomethane	ND	3.0								
2-Butanone	ND	10								
Carbon disulfide	ND	10								
Carbon Tetrachloride	ND	1.0								
Chlorobenzene	ND	1.0								
Chloroethane	ND	2.0								
Chloroform	ND	1.0								
Chloromethane	ND	3.0								
2-Chlorotoluene	ND	1.0								
4-Chlorotoluene	ND	1.0								
cis-1,2-DCE	ND	1.0								
cis-1,3-Dichloropropene	ND	1.0								
1,2-Dibromo-3-chloropropane	ND	2.0								
Dibromochloromethane	ND	1.0								
Dibromomethane	ND	1.0								
1,2-Dichlorobenzene	ND	1.0								
1,3-Dichlorobenzene	ND	1.0								
1,4-Dichlorobenzene	ND	1.0								
Dichlorodifluoromethane	ND	1.0								
1,1-Dichloroethane	ND	1.0								
1,1-Dichloroethene	ND	1.0								
1,2-Dichloropropane	ND	1.0								
1,3-Dichloropropane	ND	1.0								
2,2-Dichloropropane	ND	2.0								
1,1-Dichloropropene	ND	1.0								
Hexachlorobutadiene	ND	1.0								
2-Hexanone	ND	10								
Isopropylbenzene	ND	1.0								

Qualifiers:
- * Value exceeds Maximum Contaminant Level.
- D Sample Diluted Due to Matrix
- H Holding times for preparation or analysis exceeded
- ND Not Detected at the Reporting Limit
- R RPD outside accepted recovery limits
- S % Recovery outside of range due to dilution or matrix
- B Analyte detected in the associated Method Blank
- E Value above quantitation range
- J Analyte detected below quantitation limits
- P Sample pH Not In Range
- RL Reporting Detection Limit
- W Sample container temperature is out of limit as specified

QC SUMMARY REPORT
Hall Environmental Analysis Laboratory, Inc.

WO#: 1705C58
12-Jun-17

Client: Souder, Miller and Associates
Project: Middle Mesa

Sample ID: rb | SampType: MBLK | TestCode: EPA Method 8260B: VOLATILES
Client ID: PBW | Batch ID: R43050 | RunNo: 43050
Prep Date: | Analysis Date: 5/24/2017 | SeqNo: 1354923 | Units: µg/L

Analyte	Result	PQL	SPK value	SPK Ref Val	%REC	LowLimit	HighLimit	%RPD	RPDLimit	Qual
4-Isopropyltoluene	ND	1.0								
4-Methyl-2-pentanone	ND	10								
Methylene Chloride	ND	3.0								
n-Butylbenzene	ND	3.0								
n-Propylbenzene	ND	1.0								
sec-Butylbenzene	ND	1.0								
Styrene	ND	1.0								
tert-Butylbenzene	ND	1.0								
1,1,1,2-Tetrachloroethane	ND	1.0								
1,1,2,2-Tetrachloroethane	ND	2.0								
Tetrachloroethene (PCE)	ND	1.0								
trans-1,2-DCE	ND	1.0								
trans-1,3-Dichloropropene	ND	1.0								
1,2,3-Trichlorobenzene	ND	1.0								
1,2,4-Trichlorobenzene	ND	1.0								
1,1,1-Trichloroethane	ND	1.0								
1,1,2-Trichloroethane	ND	1.0								
Trichloroethene (TCE)	ND	1.0								
Trichlorofluoromethane	ND	1.0								
1,2,3-Trichloropropane	ND	2.0								
Vinyl chloride	ND	1.0								
Xylenes, Total	ND	1.5								
Surr: 1,2-Dichloroethane-d4	10		10.00		103	70	130			
Surr: 4-Bromofluorobenzene	11		10.00		106	70	130			
Surr: Dibromofluoromethane	11		10.00		105	70	130			
Surr: Toluene-d8	11		10.00		106	70	130			

Qualifiers:
- * Value exceeds Maximum Contaminant Level.
- D Sample Diluted Due to Matrix
- H Holding times for preparation or analysis exceeded
- ND Not Detected at the Reporting Limit
- R RPD outside accepted recovery limits
- S % Recovery outside of range due to dilution or matrix
- B Analyte detected in the associated Method Blank
- E Value above quantitation range
- J Analyte detected below quantitation limits
- P Sample pH Not In Range
- RL Reporting Detection Limit
- W Sample container temperature is out of limit as specified

QC SUMMARY REPORT
Hall Environmental Analysis Laboratory, Inc.

WO#: 1705C58
12-Jun-17

Client: Souder, Miller and Associates
Project: Middle Mesa

Sample ID: lcs-31987 | SampType: LCS | TestCode: EPA Method 8270C: PAHs
Client ID: LCSW | Batch ID: 31987 | RunNo: 43147
Prep Date: 5/26/2017 | Analysis Date: 5/30/2017 | SeqNo: 1357930 | Units: µg/L

Analyte	Result	PQL	SPK value	SPK Ref Val	%REC	LowLimit	HighLimit	%RPD	RPDLimit	Qual
Naphthalene	14	0.50	20.00	0	72.3	37.4	120			
1-Methylnaphthalene	15	0.50	20.00	0	73.7	39.3	121			
2-Methylnaphthalene	14	0.50	20.00	0	68.5	37.8	122			
Acenaphthylene	14	0.50	20.00	0	72.4	37	124			
Acenaphthene	15	0.50	20.00	0	73.3	35.6	123			
Fluorene	14	0.50	20.00	0	72.3	35.2	122			
Phenanthrene	13	0.50	20.00	0	63.3	38.8	122			
Anthracene	16	0.50	20.00	0	80.7	37.5	125			
Fluoranthene	16	0.50	20.00	0	80.1	37.4	131			
Pyrene	15	0.50	20.00	0	76.1	27.5	140			
Benz(a)anthracene	15	0.50	20.00	0	76.0	25.4	141			
Chrysene	15	0.50	20.00	0	72.9	33.6	155			
Benzo(b)fluoranthene	16	0.50	20.00	0	77.9	39	153			
Benzo(k)fluoranthene	16	0.50	20.00	0	79.5	38	154			
Benzo(a)pyrene	16	0.50	20.00	0	78.0	38.6	153			
Dibenz(a,h)anthracene	17	0.50	20.00	0	83.5	39.7	155			
Benzo(g,h,i)perylene	16	0.50	20.00	0	78.1	39.6	154			
Indeno(1,2,3-cd)pyrene	16	0.50	20.00	0	77.7	39.1	153			
Surr: N-hexadecane	68		87.60		77.4	34.2	111			
Surr: Benzo(e)pyrene	18		20.00		90.8	39.3	124			

Sample ID: lcsd-31987 | SampType: LCSD | TestCode: EPA Method 8270C: PAHs
Client ID: LCSS02 | Batch ID: 31987 | RunNo: 43147
Prep Date: 5/26/2017 | Analysis Date: 5/30/2017 | SeqNo: 1357931 | Units: µg/L

Analyte	Result	PQL	SPK value	SPK Ref Val	%REC	LowLimit	HighLimit	%RPD	RPDLimit	Qual
Naphthalene	17	0.50	20.00	0	85.9	37.4	120	17.2	20	
1-Methylnaphthalene	17	0.50	20.00	0	84.2	39.3	121	13.3	20.6	
2-Methylnaphthalene	16	0.50	20.00	0	77.9	37.8	122	12.8	23.8	
Acenaphthylene	18	0.50	20.00	0	89.1	37	124	20.7	28.6	
Acenaphthene	17	0.50	20.00	0	85.2	35.6	123	15.0	27	
Fluorene	17	0.50	20.00	0	84.5	35.2	122	15.6	25.7	
Phenanthrene	18	0.50	20.00	0	87.6	38.8	122	5.03	20	
Anthracene	18	0.50	20.00	0	89.9	37.5	125	10.8	21.2	
Fluoranthene	18	0.50	20.00	0	87.5	37.4	131	8.83	21.6	
Pyrene	18	0.50	20.00	0	90.2	27.5	140	17.0	31.1	
Benz(a)anthracene	17	0.50	20.00	0	86.8	25.4	141	13.3	26.6	
Chrysene	17	0.50	20.00	0	83.6	33.6	155	13.7	21.2	
Benzo(b)fluoranthene	18	0.50	20.00	0	91.9	39	153	16.5	20	

Qualifiers:
- * Value exceeds Maximum Contaminant Level.
- D Sample Diluted Due to Matrix
- H Holding times for preparation or analysis exceeded
- ND Not Detected at the Reporting Limit
- R RPD outside accepted recovery limits
- S % Recovery outside of range due to dilution or matrix
- B Analyte detected in the associated Method Blank
- E Value above quantitation range
- J Analyte detected below quantitation limits
- P Sample pH Not In Range
- RL Reporting Detection Limit
- W Sample container temperature is out of limit as specified

QC SUMMARY REPORT
Hall Environmental Analysis Laboratory, Inc.

WO#: 1705C58
12-Jun-17

Client: Souder, Miller and Associates
Project: Middle Mesa

Sample ID: lcsd-31987 | SampType: LCSD | TestCode: EPA Method 8270C: PAHs
Client ID: LCSS02 | Batch ID: 31987 | RunNo: 43147
Prep Date: 5/26/2017 | Analysis Date: 5/30/2017 | SeqNo: 1357931 | Units: µg/L

Analyte	Result	PQL	SPK value	SPK Ref Val	%REC	LowLimit	HighLimit	%RPD	RPDLimit	Qual
Benzo(b)fluoranthene	19	0.50	20.00	0	92.8	38	154	15.4	21	
Benzo(a)pyrene	18	0.50	20.00	0	88.7	38.6	153	12.8	24.8	
Dibenz(a,h)anthracene	18	0.50	20.00	0	87.9	39.7	155	5.13	28	
Benzo(g,h,i)perylene	18	0.50	20.00	0	88.5	39.6	154	12.3	20	
Indeno(1,2,3-cd)pyrene	17	0.50	20.00	0	86.2	39.1	153	10.4	20	
Surr: N-hexadecane	74		87.60		85.0	34.2	111	0	0	
Surr: Benzo(e)pyrene	19		20.00		97.0	39.3	124	0	0	

Sample ID: mb-31987 | SampType: MBLK | TestCode: EPA Method 8270C: PAHs
Client ID: PBW | Batch ID: 31987 | RunNo: 43147
Prep Date: 5/26/2017 | Analysis Date: 5/30/2017 | SeqNo: 1357932 | Units: µg/L

Analyte	Result	PQL	SPK value	SPK Ref Val	%REC	LowLimit	HighLimit	%RPD	RPDLimit	Qual
Naphthalene	ND	0.50								
1-Methylnaphthalene	ND	0.50								
2-Methylnaphthalene	ND	0.50								
Acenaphthylene	ND	0.50								
Acenaphthene	ND	0.50								
Fluorene	ND	0.50								
Phenanthrene	ND	0.50								
Anthracene	ND	0.50								
Fluoranthene	ND	0.50								
Pyrene	ND	0.50								
Benz(a)anthracene	ND	0.50								
Chrysene	ND	0.50								
Benzo(b)fluoranthene	ND	0.50								
Benzo(k)fluoranthene	ND	0.50								
Benzo(a)pyrene	ND	0.50								
Dibenz(a,h)anthracene	ND	0.50								
Benzo(g,h,i)perylene	ND	0.50								
Indeno(1,2,3-cd)pyrene	ND	0.50								
Surr: N-hexadecane	71		87.60		81.0	34.2	111			
Surr: Benzo(e)pyrene	18		20.00		90.6	39.3	124			

Qualifiers:
- * Value exceeds Maximum Contaminant Level.
- D Sample Diluted Due to Matrix
- H Holding times for preparation or analysis exceeded
- ND Not Detected at the Reporting Limit
- R RPD outside accepted recovery limits
- S % Recovery outside of range due to dilution or matrix
- B Analyte detected in the associated Method Blank
- E Value above quantitation range
- J Analyte detected below quantitation limits
- P Sample pH Not In Range
- RL Reporting Detection Limit
- W Sample container temperature is out of limit as specified

QC SUMMARY REPORT
Hall Environmental Analysis Laboratory, Inc.

WO#: 1705C58
12-Jun-17

Client: Souder, Miller and Associates
Project: Middle Mesa

Sample ID: MB-32102 | SampType: MBLK | TestCode: EPA Method 7470: Mercury
Client ID: PBW | Batch ID: 32102 | RunNo: 43283
Prep Date: 6/5/2017 | Analysis Date: 6/6/2017 | SeqNo: 1362602 | Units: mg/L

Analyte	Result	PQL	SPK value	SPK Ref Val	%REC	LowLimit	HighLimit	%RPD	RPDLimit	Qual
Mercury	ND	0.00020								

Sample ID: LCS-32102 | SampType: LCS | TestCode: EPA Method 7470: Mercury
Client ID: LCSW | Batch ID: 32102 | RunNo: 43283
Prep Date: 6/5/2017 | Analysis Date: 6/6/2017 | SeqNo: 1362603 | Units: mg/L

Analyte	Result	PQL	SPK value	SPK Ref Val	%REC	LowLimit	HighLimit	%RPD	RPDLimit	Qual
Mercury	0.0050	0.00020	0.005000	0	99.3	80	120			

Sample ID: LCSD-32102 | SampType: LCSD | TestCode: EPA Method 7470: Mercury
Client ID: LCSS02 | Batch ID: 32102 | RunNo: 43283
Prep Date: 6/5/2017 | Analysis Date: 6/6/2017 | SeqNo: 1362606 | Units: mg/L

Analyte	Result	PQL	SPK value	SPK Ref Val	%REC	LowLimit	HighLimit	%RPD	RPDLimit	Qual
Mercury	0.0051	0.00020	0.005000	0	102	80	120	2.36	20	

Qualifiers:
- * Value exceeds Maximum Contaminant Level.
- D Sample Diluted Due to Matrix
- H Holding times for preparation or analysis exceeded
- ND Not Detected at the Reporting Limit
- R RPD outside accepted recovery limits
- S % Recovery outside of range due to dilution or matrix
- B Analyte detected in the associated Method Blank
- E Value above quantitation range
- J Analyte detected below quantitation limits
- P Sample pH Not In Range
- RL Reporting Detection Limit
- W Sample container temperature is out of limit as specified

Selenium ND

QC SUMMARY REPORT

Hall Environmental Analysis Laboratory, Inc.

WO#: 1705C38
12-Jun-17

Client: Souder, Miller and Associates
Project: Middle Mesa

Sample ID: MB-32128	SampType: MBLK	TestCode: EPA 6010B: Total Recoverable Metals		
Client ID: PBW	Batch ID: 32128	RunNo: 43315		
Prep Date: 6/6/2017	Analysis Date: 6/7/2017	SeqNo: 1363670	Units: mg/L	

Analyte	Result	PQL	SPK value	SPK Ref Val	%REC	LowLimit	HighLimit	%RPD	RPDLimit	Qual
Arsenic	ND	0.020								
Barium	ND	0.020								
Cadmium	ND	0.0020								
Chromium	ND	0.0060								
Lead	ND	0.0050								
Selenium	ND	0.050								
Silver	ND	0.0050								

Sample ID: LCS-32128	SampType: LCS	TestCode: EPA 6010B: Total Recoverable Metals		
Client ID: LCSW	Batch ID: 32128	RunNo: 43315		
Prep Date: 6/6/2017	Analysis Date: 6/7/2017	SeqNo: 1363671	Units: mg/L	

Analyte	Result	PQL	SPK value	SPK Ref Val	%REC	LowLimit	HighLimit	%RPD	RPDLimit	Qual
Arsenic	0.50	0.020	0.5000	0	99.2	80	120			
Barium	0.49	0.020	0.5000	0	97.6	80	120			
Cadmium	0.49	0.0020	0.5000	0	97.2	80	120			
Chromium	0.48	0.0060	0.5000	0	97.2	80	120			
Lead	0.48	0.0050	0.5000	0	96.5	80	120			
Selenium	0.50	0.050	0.5000	0	99.0	80	120			
Silver	0.10	0.0050	0.1000	0	100	80	120			

Qualifiers:

- * Value exceeds Maximum Contaminant Level.
- D Sample Diluted Due to Matrix
- H Holding times for preparation or analysis exceeded
- ND Not Detected at the Reporting Limit
- R RPD outside accepted recovery limits
- S % Recovery outside of range due to dilution or matrix
- B Analyte detected in the associated Method Blank
- E Value above quantitation range
- J Analyte detected below quantitation limits
- P Sample pH Not In Range
- RL Reporting Detection Limit
- W Sample container temperature is out of limit as specified

---

1017

District I
1625 N. French Dr., Hobbs, NM 88240
District II
1301 W. Grand Avenue, Artesia, NM 88210
District III
1000 Rio Brazos Road, Aztec, NM 87410
District IV
1220 S. St. Francis Dr., Santa Fe, NM 87505

State of New Mexico
Energy Minerals and Natural Resources
Oil Conservation Division
1220 South St. Francis Dr.
Santa Fe, NM 87505

Form C-138
Revised 08/01/11

*Surface Waste Management Facility Operator and Generator shall maintain and make this documentation available for Division inspection.

REQUEST FOR APPROVAL TO ACCEPT SOLID WASTE

1. Generator Name and Address:
Enterprise Field Services, LLC, 614 Reilly Ave, Farmington NM 87401

2. Originating Site:
Sandstone Compressor Station

3. Location of Material (Street Address, City, State or ULSTR):
UL I Section 32 Township 31 North Range 8 West; 36.853298, -107.690996

4. Source and Description of Waste:
Source: Water/Oil from the Non Exempt WasteWater Tanks and from the compressor skid drains.
Description: Non Exempt/Non Hazardous Water from the compressor skids.
Estimated Volume 100 yd³ (bbls) Known Volume (to be entered by the operator at the end of the haul) 200 yd³ (bbls)

5. GENERATOR CERTIFICATION STATEMENT OF WASTE STATUS

I, Thomas Long, representative or authorized agent for Enterprise Products Operating do hereby
Generator Signature
certify that according to the Resource Conservation and Recovery Act (RCRA) and the US Environmental Protection Agency's July 1988 regulatory determination, the above described waste is: (Check the appropriate classification)

☐ RCRA Exempt: Oil field wastes generated from oil and gas exploration and production operations and are not mixed with non-exempt waste. ***Operator Use Only: Waste Acceptance Frequency*** ☐ *Monthly* ☐ *Weekly* ☐ *Per Load*

☒ RCRA Non-Exempt: Oil field waste which is non-hazardous that does not exceed the minimum standards for waste hazardous for waste hazardous by characteristics established in RCRA regulations, 40 CFR 261.21-261.24, or listed hazardous waste as defined in 40 CFR, part 261, subpart D, as amended. The following documentation is attached to demonstrate the above-described waste is non-hazardous: (Check the appropriate items)

☐ MSDS Information ☒ RCRA Hazardous Waste Analysis ☒ Process Knowledge ☐ Other (Provide description in Box 4)

GENERATOR 19.15.36.15 WASTE TESTING CERTIFICATION STATEMENT FOR LANDFARMS

I, Thomas Long, representative for Enterprise Products Operating authorize to complete
Generator Signature
the required testing/sign the Generator Waste Testing Certification:

I, _____, representative for Agua Moss, LLC do hereby certify that representative samples of the oil field waste have been subjected to the paint filter test and tested for chloride content and that the samples have been found in conform to the specific requirements applicable to landfarms pursuant to Sections 15 of 19.15.36 NMAC. The results of the representative samples are attached to demonstrate the above-described waste conform to the requirements of Section 15 of 19.15.36 NMAC.

5. Transporter: To Be Determined

OCD Permitted Surface Waste Management Facility

Name and Facility Permit #: ***Agua Moss, LLC - Permit #: NM-01-009**
Address of Facility: **NW/4 NW/4 Section 2, Township 29N, Range Crouch Mesa, NM**

Method of Treatment and/or Disposal:
☐ Evaporation ☒ Injection ☐ Treating Plant ☐ Landfarm ☐ Landfill ☐ Other

Waste Acceptance Status: ☒ **APPROVED** ☐ **DENIED** (Must Be Maintained As Permanent Record)

PRINT NAME: [illegible] TITLE: Supervisor DATE: 6/6/17
SIGNATURE: [illegible] TELEPHONE NO.:
Surface Waste Management Facility Authorized Agent

HALL ENVIRONMENTAL ANALYSIS LABORATORY

Hall Environmental Analysis Laboratory
4901 Hawkins NE
Albuquerque, NM 87109
TEL: 505-345-3975 FAX: 505-345-4107
Website: www.hallenvironmental.com

June 12, 2017

Ashley Maxwell
Souder, Miller and Associates
401 W. Broadway
Farmington, NM 87401
TEL: (505) 325-5667
FAX (505) 327-1496

RE: Sandstone OrderNo.: 1705C38

Dear Ashley Maxwell:

Hall Environmental Analysis Laboratory received 1 sample(s) on 5/24/2017 for the analyses presented in the following report.

These were analyzed according to EPA procedures or equivalent. To access our accredited tests please go to www.hallenvironmental.com or the state specific web sites. In order to properly interpret your results, it is imperative that you review this report in its entirety. See the sample checklist and/or the Chain of Custody for information regarding the sample receipt temperature and preservation. Data qualifiers or a narrative will be provided if the sample analysis or analytical quality control parameters require a flag. When necessary, data qualifiers are provided on both the sample analysis report and the QC summary report, both sections should be reviewed. All samples are reported, as received, unless otherwise indicated. Lab measurement of analytes considered field parameters that require analysis within 15 minutes of sampling such as pH and residual chlorine are qualified as being analyzed outside of the recommended holding time.

Please don't hesitate to contact HEAL for any additional information or clarifications.

ADHS Cert #AZ0682 -- NMED-DWB Cert #NM9425 -- NMED-Micro Cert #NM0190

Sincerely,

Andy Freeman
Laboratory Manager
4901 Hawkins NE
Albuquerque, NM 87109

Analytical Report
Lab Order 1705C38
Date Reported: 6/12/2017

Hall Environmental Analysis Laboratory, Inc.

CLIENT: Souder, Miller and Associates **Client Sample ID:** Sandstone AGT
Project: Sandstone **Collection Date:** 5/23/2017 11:58:00 AM
Lab ID: 1705C38-001 **Matrix:** AQUEOUS **Received Date:** 5/24/2017 7:15:00 AM

Analyses	Result	PQL	Qual	Units	DF	Date Analyzed	Batch
EPA METHOD 7470: MERCURY							Analyst: MED
Mercury	ND	0.00020		mg/L	1	6/6/2017 11:01:52 AM	32102
EPA 6010B: TOTAL RECOVERABLE METALS							Analyst: MED
Arsenic	ND	5.0		mg/L	1	6/7/2017 11:33:26 AM	32128
Barium	ND	100		mg/L	1	6/7/2017 11:33:26 AM	32128
Cadmium	ND	1.0		mg/L	1	6/7/2017 11:33:26 AM	32128
Chromium	ND	5.0		mg/L	1	6/7/2017 11:33:26 AM	32128
Lead	ND	5.0		mg/L	1	6/7/2017 11:33:26 AM	32128
Selenium	ND	1.0		mg/L	1	6/7/2017 11:33:26 AM	32128
Silver	ND	5.0		mg/L	1	6/7/2017 11:33:26 AM	32128
EPA METHOD 8270C: PAHS							Analyst: DAM
Naphthalene	ND	50	D	µg/L	1	5/30/2017 5:53:15 PM	31987
1-Methylnaphthalene	ND	50	D	µg/L	1	5/30/2017 5:53:15 PM	31987
2-Methylnaphthalene	ND	50	D	µg/L	1	5/30/2017 5:53:15 PM	31987
Acenaphthylene	ND	50	D	µg/L	1	5/30/2017 5:53:15 PM	31987
Acenaphthene	ND	50	D	µg/L	1	5/30/2017 5:53:15 PM	31987
Fluorene	ND	50	D	µg/L	1	5/30/2017 5:53:15 PM	31987
Phenanthrene	ND	50	D	µg/L	1	5/30/2017 5:53:15 PM	31987
Anthracene	ND	50	D	µg/L	1	5/30/2017 5:53:15 PM	31987
Fluoranthene	ND	50	D	µg/L	1	5/30/2017 5:53:15 PM	31987
Pyrene	ND	50	D	µg/L	1	5/30/2017 5:53:15 PM	31987
Benz(a)anthracene	ND	50	D	µg/L	1	5/30/2017 5:53:15 PM	31987
Chrysene	ND	50	D	µg/L	1	5/30/2017 5:53:15 PM	31987
Benzo(b)fluoranthene	ND	50	D	µg/L	1	5/30/2017 5:53:15 PM	31987
Benzo(k)fluoranthene	ND	50	D	µg/L	1	5/30/2017 5:53:15 PM	31987
Benzo(a)pyrene	ND	50	D	µg/L	1	5/30/2017 5:53:15 PM	31987
Dibenz(a,h)anthracene	ND	50	D	µg/L	1	5/30/2017 5:53:15 PM	31987
Benzo(g,h,i)perylene	ND	50	D	µg/L	1	5/30/2017 5:53:15 PM	31987
Indeno(1,2,3-cd)pyrene	ND	50	D	µg/L	1	5/30/2017 5:53:15 PM	31987
Surr: N-hexadecane	0	34.2-111	SD	%Rec	1	5/30/2017 5:53:15 PM	31987
Surr: Benzo(e)pyrene	0	39.3-124	SD	%Rec	1	5/30/2017 5:53:15 PM	31987
EPA METHOD 8260B: VOLATILES							Analyst: DJF
Benzene	ND	0.50		mg/L	200	5/25/2017 1:00:31 PM	W43096
Toluene	ND	0.20		mg/L	200	5/25/2017 1:00:31 PM	W43096
Ethylbenzene	ND	0.20		mg/L	200	5/25/2017 1:00:31 PM	W43096
Methyl tert-butyl ether (MTBE)	ND	0.20		mg/L	200	5/25/2017 1:00:31 PM	W43096
1,2,4-Trimethylbenzene	ND	0.20		mg/L	200	5/25/2017 1:00:31 PM	W43096
1,3,5-Trimethylbenzene	ND	0.20		mg/L	200	5/25/2017 1:00:31 PM	W43096
1,2-Dichloroethane (EDC)	ND	0.20		mg/L	200	5/25/2017 1:00:31 PM	W43096

Refer to the QC Summary report and sample login checklist for flagged QC data and preservation information.

Qualifiers:

- * Value exceeds Maximum Contaminant Level.
- D Sample Diluted Due to Matrix
- H Holding times for preparation or analysis exceeded
- ND Not Detected at the Reporting Limit
- R RPD outside accepted recovery limits
- S % Recovery outside of range due to dilution or matrix
- B Analyte detected in the associated Method Blank
- E Value above quantitation range
- J Analyte detected below quantitation limits
- P Sample pH Not In Range
- RL Reporting Detection Limit
- W Sample container temperature is out of limit as specified

Analytical Report
Lab Order 1705C38
Date Reported: 6/13/2017

Hall Environmental Analysis Laboratory, Inc.

CLIENT: Souder, Miller and Associates
Project: Sandstone
Lab ID: 1705C38-001
Matrix: AQUEOUS

Client Sample ID: Sandstone AGT
Collection Date: 5/23/2017 11:58:00 AM
Received Date: 5/24/2017 7:15:00 AM

Analyses	Result	PQL	Qual	Units	DF	Date Analyzed	Batch
EPA METHOD 8260B: VOLATILES						Analyst: DJF	
1,2-Dibromoethane (EDB)	ND	0.20		mg/L	200	5/25/2017 1:00:31 PM	W43096
Naphthalene	ND	0.40		mg/L	200	5/25/2017 1:00:31 PM	W43096
1-Methylnaphthalene	ND	0.80		mg/L	200	5/25/2017 1:00:31 PM	W43096
2-Methylnaphthalene	ND	0.80		mg/L	200	5/25/2017 1:00:31 PM	W43096
Acetone	ND	2.0		mg/L	200	5/25/2017 1:00:31 PM	W43096
Bromobenzene	ND	0.20		mg/L	200	5/25/2017 1:00:31 PM	W43096
Bromodichloromethane	ND	0.20		mg/L	200	5/25/2017 1:00:31 PM	W43096
Bromoform	ND	0.20		mg/L	200	5/25/2017 1:00:31 PM	W43096
Bromomethane	ND	0.60		mg/L	200	5/25/2017 1:00:31 PM	W43096
2-Butanone	ND	2.0		mg/L	200	5/25/2017 1:00:31 PM	W43096
Carbon disulfide	ND	2.0		mg/L	200	5/25/2017 1:00:31 PM	W43096
Carbon Tetrachloride	ND	0.20		mg/L	200	5/25/2017 1:00:31 PM	W43096
Chlorobenzene	ND	0.20		mg/L	200	5/25/2017 1:00:31 PM	W43096
Chloroethane	ND	0.40		mg/L	200	5/25/2017 1:00:31 PM	W43096
Chloroform	ND	0.20		mg/L	200	5/25/2017 1:00:31 PM	W43096
Chloromethane	ND	0.60		mg/L	200	5/25/2017 1:00:31 PM	W43096
2-Chlorotoluene	ND	0.20		mg/L	200	5/25/2017 1:00:31 PM	W43096
4-Chlorotoluene	ND	0.20		mg/L	200	5/25/2017 1:00:31 PM	W43096
cis-1,2-DCE	ND	0.20		mg/L	200	5/25/2017 1:00:31 PM	W43096
cis-1,3-Dichloropropene	ND	0.20		mg/L	200	5/25/2017 1:00:31 PM	W43096
1,2-Dibromo-3-chloropropane	ND	0.40		mg/L	200	5/25/2017 1:00:31 PM	W43096
Dibromochloromethane	ND	0.20		mg/L	200	5/25/2017 1:00:31 PM	W43096
Dibromomethane	ND	0.20		mg/L	200	5/25/2017 1:00:31 PM	W43096
1,2-Dichlorobenzene	ND	0.20		mg/L	200	5/25/2017 1:00:31 PM	W43096
1,3-Dichlorobenzene	ND	0.20		mg/L	200	5/25/2017 1:00:31 PM	W43096
1,4-Dichlorobenzene	ND	0.20		mg/L	200	5/25/2017 1:00:31 PM	W43096
Dichlorodifluoromethane	ND	0.20		mg/L	200	5/25/2017 1:00:31 PM	W43096
1,1-Dichloroethane	ND	0.20		mg/L	200	5/25/2017 1:00:31 PM	W43096
1,1-Dichloroethene	ND	0.20		mg/L	200	5/25/2017 1:00:31 PM	W43096
1,2-Dichloropropane	ND	0.20		mg/L	200	5/25/2017 1:00:31 PM	W43096
1,3-Dichloropropane	ND	0.20		mg/L	200	5/25/2017 1:00:31 PM	W43096
2,2-Dichloropropane	ND	0.40		mg/L	200	5/25/2017 1:00:31 PM	W43096
1,1-Dichloropropene	ND	0.20		mg/L	200	5/25/2017 1:00:31 PM	W43096
Hexachlorobutadiene	ND	0.20		mg/L	200	5/25/2017 1:00:31 PM	W43096
2-Hexanone	ND	2.0		mg/L	200	5/25/2017 1:00:31 PM	W43096
Isopropylbenzene	ND	0.20		mg/L	200	5/25/2017 1:00:31 PM	W43096
4-Isopropyltoluene	ND	0.20		mg/L	200	5/25/2017 1:00:31 PM	W43096
4-Methyl-2-pentanone	ND	2.0		mg/L	200	5/25/2017 1:00:31 PM	W43096
Methylene Chloride	ND	0.60		mg/L	200	5/25/2017 1:00:31 PM	W43096

Refer to the QC Summary report and sample login checklist for flagged QC data and preservation information.

Qualifiers:
- * Value exceeds Maximum Contaminant Level.
- D Sample Diluted Due to Matrix
- H Holding times for preparation or analysis exceeded
- ND Not Detected at the Reporting Limit
- R RPD outside accepted recovery limits
- S % Recovery outside of range due to dilution or matrix
- B Analyte detected in the associated Method Blank
- E Value above quantitation range
- J Analyte detected below quantitation limits
- P Sample pH Not In Range
- RL Reporting Detection Limit
- W Sample container temperature is out of limit as specified

Analytical Report
Lab Order 1705C38
Date Reported: 6/13/2017

Hall Environmental Analysis Laboratory, Inc.

CLIENT: Souder, Miller and Associates
Project: Sandstone
Lab ID: 1705C38-001
Matrix: AQUEOUS

Client Sample ID: Sandstone AGT
Collection Date: 5/23/2017 11:58:00 AM
Received Date: 5/24/2017 7:15:00 AM

Analyses	Result	PQL	Qual	Units	DF	Date Analyzed	Batch
EPA METHOD 8260B: VOLATILES						Analyst: DJF	
n-Butylbenzene	ND	0.60		mg/L	200	5/25/2017 1:00:31 PM	W43096
n-Propylbenzene	ND	0.20		mg/L	200	5/25/2017 1:00:31 PM	W43096
sec-Butylbenzene	ND	0.20		mg/L	200	5/25/2017 1:00:31 PM	W43096
Styrene	ND	0.20		mg/L	200	5/25/2017 1:00:31 PM	W43096
tert-Butylbenzene	ND	0.20		mg/L	200	5/25/2017 1:00:31 PM	W43096
1,1,1,2-Tetrachloroethane	ND	0.20		mg/L	200	5/25/2017 1:00:31 PM	W43096
1,1,2,2-Tetrachloroethane	ND	0.40		mg/L	200	5/25/2017 1:00:31 PM	W43096
Tetrachloroethene (PCE)	ND	0.20		mg/L	200	5/25/2017 1:00:31 PM	W43096
trans-1,2-DCE	ND	0.20		mg/L	200	5/25/2017 1:00:31 PM	W43096
trans-1,3-Dichloropropene	ND	0.20		mg/L	200	5/25/2017 1:00:31 PM	W43096
1,2,3-Trichlorobenzene	ND	0.20		mg/L	200	5/25/2017 1:00:31 PM	W43096
1,2,4-Trichlorobenzene	ND	0.20		mg/L	200	5/25/2017 1:00:31 PM	W43096
1,1,1-Trichloroethane	ND	0.20		mg/L	200	5/25/2017 1:00:31 PM	W43096
1,1,2-Trichloroethane	ND	0.20		mg/L	200	5/25/2017 1:00:31 PM	W43096
Trichloroethene (TCE)	ND	0.20		mg/L	200	5/25/2017 1:00:31 PM	W43096
Trichlorofluoromethane	ND	0.20		mg/L	200	5/25/2017 1:00:31 PM	W43096
1,2,3-Trichloropropane	ND	0.40		mg/L	200	5/25/2017 1:00:31 PM	W43096
Vinyl chloride	ND	0.20		mg/L	200	5/25/2017 1:00:31 PM	W43096
Xylenes, Total	ND	0.30		mg/L	200	5/25/2017 1:00:31 PM	W43096
Surr: 1,2-Dichloroethane-d4	91.0	70-130		%Rec	200	5/25/2017 1:00:31 PM	W43096
Surr: 4-Bromofluorobenzene	92.8	70-130		%Rec	200	5/25/2017 1:00:31 PM	W43096
Surr: Dibromofluoromethane	95.0	70-130		%Rec	200	5/25/2017 1:00:31 PM	W43096
Surr: Toluene-d8	101	70-130		%Rec	200	5/25/2017 1:00:31 PM	W43096

Refer to the QC Summary report and sample login checklist for flagged QC data and preservation information.

Qualifiers:
- * Value exceeds Maximum Contaminant Level.
- D Sample Diluted Due to Matrix
- H Holding times for preparation or analysis exceeded
- ND Not Detected at the Reporting Limit
- R RPD outside accepted recovery limits
- S % Recovery outside of range due to dilution or matrix
- B Analyte detected in the associated Method Blank
- E Value above quantitation range
- J Analyte detected below quantitation limits
- P Sample pH Not In Range
- RL Reporting Detection Limit
- W Sample container temperature is out of limit as specified

QC SUMMARY REPORT
Hall Environmental Analysis Laboratory, Inc.

WO#: 1705C38
12-Jun-17

Client: Souder, Miller and Associates
Project: Sandstone

Sample ID: rb | SampType: MBLK | TestCode: EPA Method 8260B: VOLATILES
Client ID: PBW | Batch ID: W43048 | RunNo: 43048
Prep Date: | Analysis Date: 5/24/2017 | SeqNo: 1354670 | Units: %Rec

Analyte	Result	PQL	SPK value	SPK Ref Val	%REC	LowLimit	HighLimit	%RPD	RPDLimit	Qual
Surr: 1,2-Dichloroethane-d4	9.0		10.00		90.4	70	130			
Surr: 4-Bromofluorobenzene	9.7		10.00		96.7	70	130			
Surr: Dibromofluoromethane	9.5		10.00		95.4	70	130			
Surr: Toluene-d8	10		10.00		102	70	130			

Sample ID: 100ng lcs | SampType: LCS | TestCode: EPA Method 8260B: VOLATILES
Client ID: LCSW | Batch ID: W43048 | RunNo: 43048
Prep Date: | Analysis Date: 5/24/2017 | SeqNo: 1354671 | Units: %Rec

Analyte	Result	PQL	SPK value	SPK Ref Val	%REC	LowLimit	HighLimit	%RPD	RPDLimit	Qual
Surr: 1,2-Dichloroethane-d4	9.5		10.00		95.2	70	130			
Surr: 4-Bromofluorobenzene	9.6		10.00		96.4	70	130			
Surr: Dibromofluoromethane	9.5		10.00		94.8	70	130			
Surr: Toluene-d8	10		10.00		103	70	130			

Sample ID: rb | SampType: MBLK | TestCode: EPA Method 8260B: VOLATILES
Client ID: PBW | Batch ID: W43096 | RunNo: 43096
Prep Date: | Analysis Date: 5/25/2017 | SeqNo: 1356207 | Units: µg/L

Analyte	Result	PQL	SPK value	SPK Ref Val	%REC	LowLimit	HighLimit	%RPD	RPDLimit	Qual
Benzene	ND	1.0								
Toluene	ND	1.0								
Ethylbenzene	ND	1.0								
Methyl-tert-butyl ether (MTBE)	ND	1.0								
1,2,4-Trimethylbenzene	ND	1.0								
1,3,5-Trimethylbenzene	ND	1.0								
1,2-Dichloroethane (EDC)	ND	1.0								
1,2-Dibromoethane (EDB)	ND	1.0								
Naphthalene	ND	2.0								
1-Methylnaphthalene	ND	4.0								
2-Methylnaphthalene	ND	4.0								
Acetone	ND	10								
Bromobenzene	ND	1.0								
Bromodichloromethane	ND	1.0								
Bromoform	ND	1.0								
Bromomethane	ND	3.0								
2-Butanone	ND	10								
Carbon disulfide	ND	10								
Carbon Tetrachloride	ND	1.0								
Chlorobenzene	ND	1.0								

Qualifiers:
- * Value exceeds Maximum Contaminant Level.
- D Sample Diluted Due to Matrix
- H Holding times for preparation or analysis exceeded
- ND Not Detected at the Reporting Limit
- R RPD outside accepted recovery limits
- S % Recovery outside of range due to dilution or matrix
- B Analyte detected in the associated Method Blank
- E Value above quantitation range
- J Analyte detected below quantitation limits
- P Sample pH Not In Range
- RL Reporting Detection Limit
- W Sample container temperature is out of limit as specified

QC SUMMARY REPORT
Hall Environmental Analysis Laboratory, Inc.

WO#: 1705C38
12-Jun-17

Client: Souder, Miller and Associates
Project: Sandstone

Sample ID: rb | SampType: MBLK | TestCode: EPA Method 8260B: VOLATILES
Client ID: PBW | Batch ID: W43096 | RunNo: 43096
Prep Date: | Analysis Date: 5/25/2017 | SeqNo: 1356297 | Units: µg/L

Analyte	Result	PQL	SPK value	SPK Ref Val	%REC	LowLimit	HighLimit	%RPD	RPDLimit	Qual
Chloroethane	ND	2.0								
Chloroform	ND	1.0								
Chloromethane	ND	3.0								
2-Chlorotoluene	ND	1.0								
4-Chlorotoluene	ND	1.0								
cis-1,2-DCE	ND	1.0								
cis-1,3-Dichloropropene	ND	1.0								
1,2-Dibromo-3-chloropropane	ND	2.0								
Dibromochloromethane	ND	1.0								
Dibromomethane	ND	1.0								
1,2-Dichlorobenzene	ND	1.0								
1,3-Dichlorobenzene	ND	1.0								
1,4-Dichlorobenzene	ND	1.0								
Dichlorodifluoromethane	ND	1.0								
1,1-Dichloroethane	ND	1.0								
1,1-Dichloroethene	ND	1.0								
1,2-Dichloropropane	ND	1.0								
1,3-Dichloropropane	ND	1.0								
2,2-Dichloropropane	ND	2.0								
1,1-Dichloropropene	ND	1.0								
Hexachlorobutadiene	ND	1.0								
2-Hexanone	ND	10								
Isopropylbenzene	ND	1.0								
4-Isopropyltoluene	ND	1.0								
4-Methyl-2-pentanone	ND	10								
Methylene Chloride	ND	3.0								
n-Butylbenzene	ND	3.0								
n-Propylbenzene	ND	1.0								
sec-Butylbenzene	ND	1.0								
Styrene	ND	1.0								
tert-butylbenzene	ND	1.0								
1,1,1,2-Tetrachloroethane	ND	1.0								
1,1,2,2-Tetrachloroethane	ND	2.0								
Tetrachloroethene (PCE)	ND	1.0								
trans-1,2-DCE	ND	1.0								
trans-1,3-Dichloropropene	ND	1.0								
1,2,3-Trichlorobenzene	ND	1.0								
1,2,4-Trichlorobenzene	ND	1.0								
1,1,1-Trichloroethane	ND	1.0								

Qualifiers:
- * Value exceeds Maximum Contaminant Level.
- D Sample Diluted Due to Matrix
- H Holding times for preparation or analysis exceeded
- ND Not Detected at the Reporting Limit
- R RPD outside accepted recovery limits
- S % Recovery outside of range due to dilution or matrix
- B Analyte detected in the associated Method Blank
- E Value above quantitation range
- J Analyte detected below quantitation limits
- P Sample pH Not In Range
- RL Reporting Detection Limit
- W Sample container temperature is out of limit as specified

QC SUMMARY REPORT
Hall Environmental Analysis Laboratory, Inc.

WO#: 1705C38
12-Jun-17

Client: Souder, Miller and Associates
Project: Sandstone

Sample ID: rb — SampType: MBLK — TestCode: EPA Method 8260B: VOLATILES
Client ID: PBW — Batch ID: W43086 — RunNo: 43086
Prep Date: — Analysis Date: 5/25/2017 — SeqNo: 1356297 — Units: µg/L

Analyte	Result	PQL	SPK value	SPK Ref Val	%REC	LowLimit	HighLimit	%RPD	RPDLimit	Qual
1,1,2-Trichloroethane	ND	1.0								
Trichloroethene (TCE)	ND	1.0								
Trichlorofluoromethane	ND	1.0								
1,2,3-Trichloropropane	ND	2.0								
Vinyl chloride	ND	1.0								
Xylenes, Total	ND	1.5								
Surr: 1,2-Dichloroethane-d4	8.8		10.00		88.0	70	130			
Surr: 4-Bromofluorobenzene	9.7		10.00		97.3	70	130			
Surr: Dibromofluoromethane	9.2		10.00		92.1	70	130			
Surr: Toluene-d8	10		10.00		100	70	130			

Sample ID: 100ng lcs — SampType: LCS — TestCode: EPA Method 8260B: VOLATILES
Client ID: LCSW — Batch ID: W43086 — RunNo: 43086
Prep Date: — Analysis Date: 5/25/2017 — SeqNo: 1356298 — Units: µg/L

Analyte	Result	PQL	SPK value	SPK Ref Val	%REC	LowLimit	HighLimit	%RPD	RPDLimit	Qual
Benzene	19	1.0	20.00	0	94.5	70	130			
Toluene	20	1.0	20.00	0	98.9	70	130			
Chlorobenzene	20	1.0	20.00	0	99.1	70	130			
1,1-Dichloroethene	20	1.0	20.00	0	101	70	130			
Trichloroethene (TCE)	18	1.0	20.00	0	90.6	70	130			
Surr: 1,2-Dichloroethane-d4	9.3		10.00		92.6	70	130			
Surr: 4-Bromofluorobenzene	9.8		10.00		97.9	70	130			
Surr: Dibromofluoromethane	9.5		10.00		94.9	70	130			
Surr: Toluene-d8	10		10.00		101	70	130			

Qualifiers:
- * Value exceeds Maximum Contaminant Level.
- D Sample Diluted Due to Matrix
- H Holding times for preparation or analysis exceeded
- ND Not Detected at the Reporting Limit
- R RPD outside accepted recovery limits
- S % Recovery outside of range due to dilution or matrix
- B Analyte detected in the associated Method Blank
- E Value above quantitation range
- J Analyte detected below quantitation limits
- P Sample pH Not In Range
- RL Reporting Detection Limit
- W Sample container temperature is out of limit as specified

QC SUMMARY REPORT
Hall Environmental Analysis Laboratory, Inc.

WO#: 1705C39
12-Jun-17

Client: Souder, Miller and Associates
Project: Sandstone

Sample ID: lcs-31987 — SampType: LCS — TestCode: EPA Method 8270C: PAHs
Client ID: LCSW — Batch ID: 31987 — RunNo: 43147
Prep Date: 5/26/2017 — Analysis Date: 5/30/2017 — SeqNo: 1357930 — Units: µg/L

Analyte	Result	PQL	SPK value	SPK Ref Val	%REC	LowLimit	HighLimit	%RPD	RPDLimit	Qual
Naphthalene	14	0.50	20.00	0	72.3	37.4	120			
1-Methylnaphthalene	15	0.50	20.00	0	73.7	39.3	121			
2-Methylnaphthalene	14	0.50	20.00	0	68.5	37.8	122			
Acenaphthylene	14	0.50	20.00	0	72.4	37	124			
Acenaphthene	15	0.50	20.00	0	73.3	35.6	123			
Fluorene	14	0.50	20.00	0	72.3	35.2	122			
Phenanthrene	17	0.50	20.00	0	83.3	38.8	122			
Anthracene	16	0.50	20.00	0	80.7	37.5	125			
Fluoranthene	16	0.50	20.00	0	80.1	37.4	131			
Pyrene	15	0.50	20.00	0	76.1	27.5	140			
Benz(a)anthracene	15	0.50	20.00	0	76.0	25.4	141			
Chrysene	15	0.50	20.00	0	72.9	33.6	155			
Benzo(b)fluoranthene	16	0.50	20.00	0	77.9	39	153			
Benzo(k)fluoranthene	16	0.50	20.00	0	79.5	38	154			
Benzo(a)pyrene	16	0.50	20.00	0	78.0	38.6	153			
Dibenz(a,h)anthracene	17	0.50	20.00	0	83.5	39.7	155			
Benzo(g,h,i)perylene	16	0.50	20.00	0	78.1	39.6	154			
Indeno(1,2,3-cd)pyrene	16	0.50	20.00	0	77.7	18.1	163			
Surr: N-hexadecane	68		87.60		77.4	34.2	111			
Surr: Benzo(e)pyrene	18		20.00		90.8	39.3	124			

Sample ID: lcsd-31987 — SampType: LCSD — TestCode: EPA Method 8270C: PAHs
Client ID: LCSS02 — Batch ID: 31987 — RunNo: 43147
Prep Date: 5/26/2017 — Analysis Date: 5/30/2017 — SeqNo: 1357931 — Units: µg/L

Analyte	Result	PQL	SPK value	SPK Ref Val	%REC	LowLimit	HighLimit	%RPD	RPDLimit	Qual
Naphthalene	17	0.50	20.00	0	85.9	37.4	120	17.2	20	
1-Methylnaphthalene	17	0.50	20.00	0	84.2	39.3	121	13.3	26.8	
2-Methylnaphthalene	16	0.50	20.00	0	77.9	37.8	122	12.8	23.8	
Acenaphthylene	18	0.50	20.00	0	89.1	37	124	20.7	28.6	
Acenaphthene	17	0.50	20.00	0	85.2	35.6	123	15.0	27	
Fluorene	17	0.50	20.00	0	84.5	35.2	122	15.6	25.7	
Phenanthrene	18	0.50	20.00	0	87.6	38.8	122	5.03	20	
Anthracene	18	0.50	20.00	0	89.9	37.5	125	10.8	21.2	
Fluoranthene	18	0.50	20.00	0	87.5	37.4	131	8.83	21.8	
Pyrene	18	0.50	20.00	0	90.2	27.5	140	17.0	31.1	
Benz(a)anthracene	17	0.50	20.00	0	86.8	25.4	141	13.3	26.6	
Chrysene	17	0.50	20.00	0	83.6	33.6	155	13.7	21.2	
Benzo(b)fluoranthene	18	0.50	20.00	0	91.9	39	153	16.5	20	

Qualifiers:
- * Value exceeds Maximum Contaminant Level.
- D Sample Diluted Due to Matrix
- H Holding times for preparation or analysis exceeded
- ND Not Detected at the Reporting Limit
- R RPD outside accepted recovery limits
- S % Recovery outside of range due to dilution or matrix
- B Analyte detected in the associated Method Blank
- E Value above quantitation range
- J Analyte detected below quantitation limits
- P Sample pH Not In Range
- RL Reporting Detection Limit
- W Sample container temperature is out of limit as specified

QC SUMMARY REPORT
Hall Environmental Analysis Laboratory, Inc.

WO#: 1705C39
12-Jun-17

Client: Souder, Miller and Associates
Project: Sandstone

Sample ID: lcsd-31987 — SampType: LCSD — TestCode: EPA Method 8270C: PAHs
Client ID: LCSS02 — Batch ID: 31987 — RunNo: 43147
Prep Date: 5/26/2017 — Analysis Date: 5/30/2017 — SeqNo: 1357931 — Units: µg/L

Analyte	Result	PQL	SPK value	SPK Ref Val	%REC	LowLimit	HighLimit	%RPD	RPDLimit	Qual
Benzo(k)fluoranthene	19	0.50	20.00	0	92.8	38	154	15.4	21	
Benzo(a)pyrene	18	0.50	20.00	0	88.7	38.6	153	12.8	24.8	
Dibenz(a,h)anthracene	18	0.50	20.00	0	87.9	39.7	155	5.13	26	
Benzo(g,h,i)perylene	16	0.50	20.00	0	80.3	39.6	154	12.3	20	
Indeno(1,2,3-cd)pyrene	17	0.50	20.00	0	86.2	19.1	153	10.4	20	
Surr: N-hexadecane	74		87.60		85.0	34.2	111	0	0	
Surr: Benzo(e)pyrene	19		20.00		97.0	39.3	124	0	0	

Sample ID: mb-31987 — SampType: MBLK — TestCode: EPA Method 8270C: PAHs
Client ID: PBW — Batch ID: 31987 — RunNo: 43147
Prep Date: 5/26/2017 — Analysis Date: 5/30/2017 — SeqNo: 1357932 — Units: µg/L

Analyte	Result	PQL	SPK value	SPK Ref Val	%REC	LowLimit	HighLimit	%RPD	RPDLimit	Qual
Naphthalene	ND	0.50								
1-Methylnaphthalene	ND	0.50								
2-Methylnaphthalene	ND	0.50								
Acenaphthylene	ND	0.50								
Acenaphthene	ND	0.50								
Fluorene	ND	0.50								
Phenanthrene	ND	0.50								
Anthracene	ND	0.50								
Fluoranthene	ND	0.50								
Pyrene	ND	0.50								
Benz(a)anthracene	ND	0.50								
Chrysene	ND	0.50								
Benzo(b)fluoranthene	ND	0.50								
Benzo(k)fluoranthene	ND	0.50								
Benzo(a)pyrene	ND	0.50								
Dibenz(a,h)anthracene	ND	0.50								
Benzo(g,h,i)perylene	ND	0.50								
Indeno(1,2,3-cd)pyrene	ND	0.50								
Surr: N-hexadecane	71		87.60		81.0	34.2	111			
Surr: Benzo(e)pyrene	18		20.00		90.8	39.3	124			

Qualifiers:
- * Value exceeds Maximum Contaminant Level.
- D Sample Diluted Due to Matrix
- H Holding times for preparation or analysis exceeded
- ND Not Detected at the Reporting Limit
- R RPD outside accepted recovery limits
- S % Recovery outside of range due to dilution or matrix
- B Analyte detected in the associated Method Blank
- E Value above quantitation range
- J Analyte detected below quantitation limits
- P Sample pH Not In Range
- RL Reporting Detection Limit
- W Sample container temperature is out of limit as specified

QC SUMMARY REPORT
Hall Environmental Analysis Laboratory, Inc.

WO#: 1705C38
12-Jun-17

Client: Souder, Miller and Associates
Project: Sandstone

Sample ID: MB-32102 — SampType: MBLK — TestCode: EPA Method 7470: Mercury
Client ID: PBW — Batch ID: 32102 — RunNo: 43283
Prep Date: 6/5/2017 — Analysis Date: 6/6/2017 — SeqNo: 1362602 — Units: mg/L

Analyte	Result	PQL	SPK value	SPK Ref Val	%REC	LowLimit	HighLimit	%RPD	RPDLimit	Qual
Mercury	ND	0.00020								

Sample ID: LCS-32102 — SampType: LCS — TestCode: EPA Method 7470: Mercury
Client ID: LCSW — Batch ID: 32102 — RunNo: 43283
Prep Date: 6/5/2017 — Analysis Date: 6/6/2017 — SeqNo: 1362603 — Units: mg/L

Analyte	Result	PQL	SPK value	SPK Ref Val	%REC	LowLimit	HighLimit	%RPD	RPDLimit	Qual
Mercury	0.0050	0.00020	0.005000	0	99.3	80	120			

Sample ID: LCSD-32102 — SampType: LCSD — TestCode: EPA Method 7470: Mercury
Client ID: LCSS02 — Batch ID: 32102 — RunNo: 43283
Prep Date: 6/5/2017 — Analysis Date: 6/6/2017 — SeqNo: 1362605 — Units: mg/L

Analyte	Result	PQL	SPK value	SPK Ref Val	%REC	LowLimit	HighLimit	%RPD	RPDLimit	Qual
Mercury	0.0051	0.00020	0.005000	0	102	80	120	2.36	20	

Qualifiers:
- * Value exceeds Maximum Contaminant Level.
- D Sample Diluted Due to Matrix
- H Holding times for preparation or analysis exceeded
- ND Not Detected at the Reporting Limit
- R RPD outside accepted recovery limits
- S % Recovery outside of range due to dilution or matrix
- B Analyte detected in the associated Method Blank
- E Value above quantitation range
- J Analyte detected below quantitation limits
- P Sample pH Not In Range
- RL Reporting Detection Limit
- W Sample container temperature is out of limit as specified

QC SUMMARY REPORT

Hall Environmental Analysis Laboratory, Inc.

WO#: 1705C38
12-Jun-17

Client: Souder, Miller and Associates
Project: Sandstone

Sample ID: MB-32128	SampType: MBLK	TestCode: EPA 6010B: Total Recoverable Metals								
Client ID: PBW	Batch ID: 32128	RunNo: 43315								
Prep Date: 6/6/2017	Analysis Date: 6/7/2017	SeqNo: 1363670	Units: mg/L							
Analyte	Result	PQL	SPK value	SPK Ref Val	%REC	LowLimit	HighLimit	%RPD	RPDLimit	Qual
Arsenic	ND	0.020								
Barium	ND	0.020								
Cadmium	ND	0.0020								
Chromium	ND	0.0060								
Lead	ND	0.0050								
Selenium	ND	0.050								
Silver	ND	0.0050								

Sample ID: LCS-32128	SampType: LCS	TestCode: EPA 6010B: Total Recoverable Metals								
Client ID: LCSW	Batch ID: 32128	RunNo: 43315								
Prep Date: 6/6/2017	Analysis Date: 6/7/2017	SeqNo: 1363671	Units: mg/L							
Analyte	Result	PQL	SPK value	SPK Ref Val	%REC	LowLimit	HighLimit	%RPD	RPDLimit	Qual
Arsenic	0.50	0.020	0.5000	0	99.2	80	120			
Barium	0.49	0.020	0.5000	0	97.6	80	120			
Cadmium	0.49	0.0020	0.5000	0	97.2	80	120			
Chromium	0.49	0.0060	0.5000	0	97.2	80	120			
Lead	0.48	0.0050	0.5000	0	96.5	80	120			
Selenium	0.50	0.050	0.5000	0	99.0	80	120			
Silver	0.10	0.0050	0.1000	0	100	80	120			

Qualifiers:

- * Value exceeds Maximum Contaminant Level.
- D Sample Diluted Due to Matrix
- H Holding times for preparation or analysis exceeded
- ND Not Detected at the Reporting Limit
- R RPD outside accepted recovery limits
- S % Recovery outside of range due to dilution or matrix
- B Analyte detected in the associated Method Blank
- E Value above quantitation range
- J Analyte detected below quantitation limits
- P Sample pH Not In Range
- RL Reporting Detection Limit
- W Sample container temperature is out of limit as specified

---

HALL ENVIRONMENTAL ANALYSIS LABORATORY

Hall Environmental Analysis Laboratory
4901 Hawkins NE
Albuquerque, NM 87109
TEL: 505-345-3975 FAX: 505-345-4107
Website: www.hallenvironmental.com

Sample Log-In Check List

Client Name: SMA-FARM Work Order Number: 1705C38 RcptNo: 1

Received By: Anna Thorne 6/24/2017 7:15:00 AM
Completed By: Andy Jamison 6/24/2017 9:08:44 AM
Reviewed By: JA / AJ 5/24/17

Chain of Custody

1. Custody seals intact on sample bottles? Yes ☐ No ☐ Not Present ☑
2. Is Chain of Custody complete? Yes ☑ No ☐ Not Present ☐
3. How was the sample delivered? Courier

Log In

4. Was an attempt made to cool the samples? Yes ☑ No ☐ NA ☐
5. Were all samples received at a temperature of >0° C to 6.0°C Yes ☑ No ☐ NA ☐
6. Sample(s) in proper container(s)? Yes ☑ No ☐
7. Sufficient sample volume for indicated test(s)? Yes ☑ No ☐
8. Are samples (except VOA and ONG) properly preserved? Yes ☑ No ☐
9. Was preservative added to bottles? Yes ☐ No ☑ NA ☐
10. VOA vials have zero headspace? Yes ☐ No ☐ No VOA Vials ☑
11. Were any sample containers received broken? Yes ☐ No ☑
12. Does paperwork match bottle labels? (Note discrepancies on chain of custody) Yes ☑ No ☐
13. Are matrices correctly identified on Chain of Custody? Yes ☑ No ☐
14. Is it clear what analyses were requested? Yes ☑ No ☐
15. Were all holding times able to be met? (If no, notify customer for authorization.) Yes ☑ No ☐

\# of preserved bottles checked for pH: 1 (<2 or >12 unless noted)
Adjusted? NO
Checked by: Pe

Special Handling (if applicable)

16. Was client notified of all discrepancies with this order? Yes ☐ No ☐ NA ☑

Person Notified: ____ Date ____
By Whom: ____ Via: ☐ eMail ☐ Phone ☐ Fax ☐ In Person
Regarding: ____
Client Instructions: ____

17. Additional remarks:
18. Cooler Information

Cooler No	Temp °C	Condition	Seal Intact	Seal No	Seal Date	Signed By
1	1.3	Good	Yes			

Chain-of-Custody Record

Client: SMA
Mailing Address: 401 W Broadway, Farmington, NM 87401
Phone #: 505 325 7535
email or Fax#: dustin@envirotech-inc.com
QA/QC Package: ☐ Standard ☐ Level 4 (Full Validation)
Accreditation: ☐ Other ____ ☐ NELAP ☐ EDD (Type) ____
Turnaround Time: ☐ Standard ☐ Rush
Project Name: Sandstone
Project #: Sandstone AGT
Project Manager: Ashley Mikulski, Tom Long
Sampler: Sandy Washburn
On Ice: ☑ Yes ☐ No
Sample Temperature: 1.3

HALL ENVIRONMENTAL ANALYSIS LABORATORY
www.hallenvironmental.com
4901 Hawkins NE - Albuquerque, NM 87109
Tel. 505-345-3975 Fax 505-345-4107

Date	Time	Matrix	Sample Request ID	Container Type and #	Preservative Type	HEAL No. 1705C38
5/23/17	11:56	H2O	Sandstone AGT	Various	None	-001

Analysis Request: BTEX + MTBE + TMB's (8021); BTEX + MTBE + TPH (Gas only); TPH 8015B (GRO / DRO / MRO); TPH (Method 418.1); EDB (Method 504.1); PAH's (8310 or 8270 SIM); RCRA 8 Metals; TCLP; Anions (F,Cl,NO3,NO2,PO4,SO4); 8081 Pesticides / 8082 PCB's; 8260B (VOA); 8270 (Semi-VOA); Air Bubbles (Y or N)

Remarks: 8260 Full List. Report TDS @ compound limits. Invoice Tom Long

Relinquished by:	Date/Time	Received by:	Date/Time
[signature]	5/23/17 1547	[signature]	5/23/17 1547
[signature]	5/23/17 1710	[signature]	5/23/17 1710

If necessary, samples submitted to Hall Environmental may be subcontracted to other accredited laboratories. This serves as notice of this possibility. All sub-contract data will be clearly notated on the analytical report.

2017

District I
1625 N. French Dr., Hobbs, NM 88240
District II
1301 W. Grand Avenue, Artesia, NM 88210
District III
1000 Rio Brazos Road, Aztec, NM 87410
District IV
1220 S. St. Francis Dr., Santa Fe, NM 87505

State of New Mexico
Energy Minerals and Natural Resources
Oil Conservation Division
1220 South St. Francis Dr.
Santa Fe, NM 87505

Form C-138
Revised 08/01/11

*Surface Waste Management Facility Operator and Generator shall maintain and make this documentation available for Division inspection.

REQUEST FOR APPROVAL TO ACCEPT SOLID WASTE

1. Generator Name and Address:
Enterprise Field Services, LLC, 614 Reilly Ave, Farmington NM 87401

2. Originating Site:
Frances Mesa Compressor Station

3. Location of Material (Street Address, City, State or ULSTR):
UL L Section 27 Township 30 North Range 7 West; 36.780869, -107.562974

4. Source and Description of Waste:
Source: Water/Oil from the Non Exempt WasteWater Tanks and from the compressor skid drains.
Description: Non Exempt/Non-Hazardous Water from the compressor skids.
Estimated Volume: 80 yd³ / bbls Known Volume (to be entered by the operator at the end of the haul) 125 yd³ / bbls

5. GENERATOR CERTIFICATION STATEMENT OF WASTE STATUS

I, Thomas Long [signature], representative or authorized agent for Enterprise Products Operating do hereby
Generator Signature
certify that according to the Resource Conservation and Recovery Act (RCRA) and the US Environmental Protection Agency's July 1988 regulatory determination, the above described waste is: (Check the appropriate classification)

☐ RCRA Exempt: Oil field wastes generated from oil and gas exploration and production operations and are not mixed with non-exempt waste. *Operator Use Only: Waste Accumulation Frequency* ☐ *Monthly* ☐ *Weekly* ☐ *Per Load*

☒ RCRA Non-Exempt: Oil field waste which is non-hazardous that does not exceed the minimum standards for waste hazardous by characteristics established in RCRA regulations, 40 CFR 261.21-261.24, or listed hazardous waste as defined in 40 CFR, part 261, subpart D, as amended. The following documentation is attached to demonstrate the above-described waste is non-hazardous. (Check the appropriate items)

☐ MSDS Information ☒ RCRA Hazardous Waste Analysis ☒ Process Knowledge ☐ Other (Provide description in Box 4)

GENERATOR 19.15.36.15 WASTE TESTING CERTIFICATION STATEMENT FOR LANDFARMS

I, Thomas Long [signature], representative for Enterprise Products Operating authorize to complete
Generator Signature
the required testing/sign the Generator Waste Testing Certification:

I, _____, representative for Agua Moss, LLC do hereby certify that representative samples of the oil field waste have been subjected to the paint filter test and tested for chloride content and that the samples have been found to conform to the specific requirements applicable to landfarms pursuant to Section 15 of 19.15.36 NMAC. The results of the representative samples are attached to demonstrate the above-described waste conform to the requirements of Section 15 of 19.15.36 NMAC.

5. Transporter: To Be Determined

OCD Permitted Surface Waste Management Facility

Name and Facility Permit #: ***Agua Moss, LLC - Permit #: NM-01-009**
Address of Facility: **SW/4 NW/4 Section 2, Township 29N, Range 12West Mesa, NM**

Method of Treatment and/or Disposal:
☐ Evaporation ☒ Injection ☐ Treating Plant ☐ Landfarm ☐ Landfill ☐ Other

Waste Acceptance Status: ☒ **APPROVED** ☐ **DENIED** (Must Be Maintained As Permanent Record)

PRINT NAME: Shane Higgins TITLE: Scale DATE: 12/17
SIGNATURE: [signature] TELEPHONE NO.: ____
Surface Waste Management Facility Authorized Agent

HALL ENVIRONMENTAL ANALYSIS LABORATORY

Hall Environmental Analysis Laboratory
4901 Hawkins NE
Albuquerque, NM 87109
TEL: 505-345-3975 FAX: 505-345-4107
Website: www.hallenvironmental.com

June 07, 2017

Ashley Maxwell
Souder, Miller and Associates
401 W. Broadway
Farmington, NM 87401
TEL: (505) 325-5667
FAX (505) 327-1496

RE: Frances Mesa OrderNo.: 1705954

Dear Ashley Maxwell:

Hall Environmental Analysis Laboratory received 1 sample(s) on 5/18/2017 for the analyses presented in the following report.

These were analyzed according to EPA procedures or equivalent. To access our accredited tests please go to www.hallenvironmental.com or the state specific web sites. In order to properly interpret your results, it is imperative that you review this report in its entirety. See the sample checklist and/or the Chain of Custody for information regarding the sample receipt temperature and preservation. Data qualifiers or a narrative will be provided if the sample analysis or analytical quality control parameters require a flag. When necessary, data qualifiers are provided on both the sample analysis report and the QC summary report, both sections should be reviewed. All samples are reported, as received, unless otherwise indicated. Lab measurement of analytes considered field parameters that require analysis within 15 minutes of sampling such as pH and residual chlorine are qualified as being analyzed outside of the recommended holding time.

Please don't hesitate to contact HEAL for any additional information or clarifications.

ADHS Cert #AZ0682 – NMED-DWB Cert #NM9425 – NMED-Micro Cert #NM0190

Sincerely,

Andy Freeman
Laboratory Manager
4901 Hawkins NE
Albuquerque, NM 87109

Hall Environmental Analysis Laboratory, Inc.

Analytical Report
Lab Order 1705954
Date Reported: 6/7/2017

CLIENT: Souder, Miller and Associates
Project: Frances Mesa
Lab ID: 1705954-001 **Matrix:** AQUEOUS

Client Sample ID: Frances Mesa BGT
Collection Date: 5/17/2017 11:21:00 AM
Received Date: 5/18/2017 6:45:00 AM

Analyses	Result	PQL	Qual	Units	DF	Date Analyzed	Batch
EPA METHOD 7470: MERCURY							Analyst: **MED**
Mercury	ND	0.00020		mg/L	1	5/31/2017 1:16:03 PM	32032
EPA 6010B: TOTAL RECOVERABLE METALS							Analyst: **MED**
Arsenic	ND	5.0		mg/L	1	5/25/2017 9:06:46 AM	31927
Barium	ND	100		mg/L	1	5/25/2017 9:06:46 AM	31927
Cadmium	ND	1.0		mg/L	1	5/25/2017 9:06:46 AM	31927
Chromium	ND	5.0		mg/L	1	5/25/2017 9:06:46 AM	31927
Lead	ND	5.0		mg/L	1	5/25/2017 9:06:46 AM	31927
Selenium	ND	1.0		mg/L	1	5/25/2017 9:06:46 AM	31927
Silver	ND	5.0		mg/L	1	5/25/2017 9:06:46 AM	31927
EPA METHOD 8270C: PAHS							Analyst: **DAM**
Naphthalene	ND	0.50		µg/L	1	5/24/2017 2:11:35 PM	31811
1-Methylnaphthalene	ND	0.50		µg/L	1	5/24/2017 2:11:35 PM	31811
2-Methylnaphthalene	ND	0.50		µg/L	1	5/24/2017 2:11:35 PM	31811
Acenaphthylene	ND	0.50		µg/L	1	5/24/2017 2:11:35 PM	31811
Acenaphthene	ND	0.50		µg/L	1	5/24/2017 2:11:35 PM	31811
Fluorene	ND	0.50		µg/L	1	5/24/2017 2:11:35 PM	31811
Phenanthrene	ND	0.50		µg/L	1	5/24/2017 2:11:35 PM	31811
Anthracene	ND	0.50		µg/L	1	5/24/2017 2:11:35 PM	31811
Fluoranthene	ND	0.50		µg/L	1	5/24/2017 2:11:35 PM	31811
Pyrene	ND	0.50		µg/L	1	5/24/2017 2:11:35 PM	31811
Benz(a)anthracene	ND	0.50		µg/L	1	5/24/2017 2:11:35 PM	31811
Chrysene	ND	0.50		µg/L	1	5/24/2017 2:11:35 PM	31811
Benzo(b)fluoranthene	ND	0.50		µg/L	1	5/24/2017 2:11:35 PM	31811
Benzo(k)fluoranthene	ND	0.50		µg/L	1	5/24/2017 2:11:35 PM	31811
Benzo(a)pyrene	ND	0.50		µg/L	1	5/24/2017 2:11:35 PM	31811
Dibenz(a,h)anthracene	ND	0.50		µg/L	1	5/24/2017 2:11:35 PM	31811
Benzo(g,h,i)perylene	ND	0.50		µg/L	1	5/24/2017 2:11:35 PM	31811
Indeno(1,2,3-cd)pyrene	ND	0.50		µg/L	1	5/24/2017 2:11:35 PM	31811
Surr: N-Hexadecane	80.8	15-178		%Rec	1	5/24/2017 2:11:35 PM	31811
Surr: Benzo(e)pyrene	83.2	15-198		%Rec	1	5/24/2017 2:11:35 PM	31811
EPA METHOD 8260B: VOLATILES							Analyst: **RAA**
Benzene	ND	0.50		mg/L	200	5/22/2017 12:43:00 PM	R42948
Toluene	ND	0.20		mg/L	200	5/22/2017 12:43:00 PM	R42948
Ethylbenzene	ND	0.20		mg/L	200	5/22/2017 12:43:00 PM	R42948
Methyl tert-butyl ether (MTBE)	ND	0.20		mg/L	200	5/22/2017 12:43:00 PM	R42948
1,2,4-Trimethylbenzene	ND	0.20		mg/L	200	5/22/2017 12:43:00 PM	R42948
1,3,5-Trimethylbenzene	ND	0.20		mg/L	200	5/22/2017 12:43:00 PM	R42948
1,2-Dichloroethane (EDC)	ND	0.20		mg/L	200	5/22/2017 12:43:00 PM	R42948

Refer to the QC Summary report and sample login checklist for flagged QC data and preservation information.

Qualifiers:
* Value exceeds Maximum Contaminant Level.
D Sample Diluted Due to Matrix
H Holding times for preparation or analysis exceeded
ND Not Detected at the Reporting Limit
R RPD outside accepted recovery limits
S % Recovery outside of range due to dilution or matrix
B Analyte detected in the associated Method Blank
E Value above quantitation range
J Analyte detected below quantitation limits
P Sample pH Not In Range
RL Reporting Detection Limit
W Sample container temperature is out of limit as specified

Hall Environmental Analysis Laboratory, Inc.

Analytical Report
Lab Order 1705954
Date Reported: 6/7/2017

CLIENT: Souder, Miller and Associates
Project: Frances Mesa
Lab ID: 1705954-001 **Matrix:** AQUEOUS

Client Sample ID: Frances Mesa BGT
Collection Date: 5/17/2017 11:21:00 AM
Received Date: 5/18/2017 6:45:00 AM

Analyses	Result	PQL	Qual	Units	DF	Date Analyzed	Batch
EPA METHOD 8260B: VOLATILES							Analyst: **RAA**
Naphthalene	ND	0.40		mg/L	200	5/22/2017 12:43:00 PM	R42948
1-Methylnaphthalene	ND	0.80		mg/L	200	5/22/2017 12:43:00 PM	R42948
2-Methylnaphthalene	ND	0.80		mg/L	200	5/22/2017 12:43:00 PM	R42948
Acetone	ND	2.0		mg/L	200	5/22/2017 12:43:00 PM	R42948
Bromobenzene	ND	0.20		mg/L	200	5/22/2017 12:43:00 PM	R42948
Bromochloromethane	ND	0.20		mg/L	200	5/22/2017 12:43:00 PM	R42948
Bromodichloromethane	ND	0.20		mg/L	200	5/22/2017 12:43:00 PM	R42948
Bromoform	ND	0.20		mg/L	200	5/22/2017 12:43:00 PM	R42948
Bromomethane	ND	0.60		mg/L	200	5/22/2017 12:43:00 PM	R42948
2-Butanone	ND	2.0		mg/L	200	5/22/2017 12:43:00 PM	R42948
Carbon disulfide	ND	2.0		mg/L	200	5/22/2017 12:43:00 PM	R42948
Carbon Tetrachloride	ND	0.20		mg/L	200	5/22/2017 12:43:00 PM	R42948
Chlorobenzene	ND	0.20		mg/L	200	5/22/2017 12:43:00 PM	R42948
Chloroethane	ND	0.40		mg/L	200	5/22/2017 12:43:00 PM	R42948
Chloroform	ND	0.20		mg/L	200	5/22/2017 12:43:00 PM	R42948
Chloromethane	ND	0.60		mg/L	200	5/22/2017 12:43:00 PM	R42948
2-Chlorotoluene	ND	0.20		mg/L	200	5/22/2017 12:43:00 PM	R42948
4-Chlorotoluene	ND	0.20		mg/L	200	5/22/2017 12:43:00 PM	R42948
cis-1,2-DCE	ND	0.20		mg/L	200	5/22/2017 12:43:00 PM	R42948
cis-1,3-Dichloropropene	ND	0.20		mg/L	200	5/22/2017 12:43:00 PM	R42948
1,2-Dibromo-3-chloropropane	ND	0.40		mg/L	200	5/22/2017 12:43:00 PM	R42948
Dibromochloromethane	ND	0.20		mg/L	200	5/22/2017 12:43:00 PM	R42948
Dibromomethane	ND	0.20		mg/L	200	5/22/2017 12:43:00 PM	R42948
1,2-Dichlorobenzene	ND	0.20		mg/L	200	5/22/2017 12:43:00 PM	R42948
1,3-Dichlorobenzene	ND	0.20		mg/L	200	5/22/2017 12:43:00 PM	R42948
1,4-Dichlorobenzene	ND	0.20		mg/L	200	5/22/2017 12:43:00 PM	R42948
Dichlorodifluoromethane	ND	0.20		mg/L	200	5/22/2017 12:43:00 PM	R42948
1,1-Dichloroethane	ND	0.20		mg/L	200	5/22/2017 12:43:00 PM	R42948
1,1-Dichloroethene	ND	0.20		mg/L	200	5/22/2017 12:43:00 PM	R42948
1,2-Dichloropropane	ND	0.20		mg/L	200	5/22/2017 12:43:00 PM	R42948
1,3-Dichloropropane	ND	0.20		mg/L	200	5/22/2017 12:43:00 PM	R42948
2,2-Dichloropropane	ND	0.40		mg/L	200	5/22/2017 12:43:00 PM	R42948
1,1-Dichloropropene	ND	0.20		mg/L	200	5/22/2017 12:43:00 PM	R42948
Hexachlorobutadiene	ND	0.20		mg/L	200	5/22/2017 12:43:00 PM	R42948
2-Hexanone	ND	2.0		mg/L	200	5/22/2017 12:43:00 PM	R42948
Isopropylbenzene	ND	0.20		mg/L	200	5/22/2017 12:43:00 PM	R42948
4-Isopropyltoluene	ND	0.20		mg/L	200	5/22/2017 12:43:00 PM	R42948
4-Methyl-2-pentanone	ND	2.0		mg/L	200	5/22/2017 12:43:00 PM	R42948
Methylene Chloride	ND	0.60		mg/L	200	5/22/2017 12:43:00 PM	R42948

Refer to the QC Summary report and sample login checklist for flagged QC data and preservation information.

Qualifiers:
* Value exceeds Maximum Contaminant Level.
D Sample Diluted Due to Matrix
H Holding times for preparation or analysis exceeded
ND Not Detected at the Reporting Limit
R RPD outside accepted recovery limits
S % Recovery outside of range due to dilution or matrix
B Analyte detected in the associated Method Blank
E Value above quantitation range
J Analyte detected below quantitation limits
P Sample pH Not In Range
RL Reporting Detection Limit
W Sample container temperature is out of limit as specified

Hall Environmental Analysis Laboratory, Inc.

Analytical Report
Lab Order 1705954
Date Reported: 6/7/2017

CLIENT: Souder, Miller and Associates
Project: Frances Mesa
Lab ID: 1705954-001 **Matrix:** AQUEOUS

Client Sample ID: Frances Mesa BGT
Collection Date: 5/17/2017 11:21:00 AM
Received Date: 5/18/2017 6:45:00 AM

Analyses	Result	PQL	Qual	Units	DF	Date Analyzed	Batch
EPA METHOD 8260B: VOLATILES							Analyst: **RAA**
n-Butylbenzene	ND	0.40		mg/L	200	5/22/2017 12:43:00 PM	R42948
n-Propylbenzene	ND	0.20		mg/L	200	5/22/2017 12:43:00 PM	R42948
sec-Butylbenzene	ND	0.20		mg/L	200	5/22/2017 12:43:00 PM	R42948
Styrene	ND	0.20		mg/L	200	5/22/2017 12:43:00 PM	R42948
tert-Butylbenzene	ND	0.20		mg/L	200	5/22/2017 12:43:00 PM	R42948
1,1,1,2-Tetrachloroethane	ND	0.20		mg/L	200	5/22/2017 12:43:00 PM	R42948
1,1,2,2-Tetrachloroethane	ND	0.40		mg/L	200	5/22/2017 12:43:00 PM	R42948
Tetrachloroethene (PCE)	ND	0.20		mg/L	200	5/22/2017 12:43:00 PM	R42948
trans-1,2-DCE	ND	0.20		mg/L	200	5/22/2017 12:43:00 PM	R42948
trans-1,3-Dichloropropene	ND	0.20		mg/L	200	5/22/2017 12:43:00 PM	R42948
1,2,3-Trichlorobenzene	ND	0.20		mg/L	200	5/22/2017 12:43:00 PM	R42948
1,2,4-Trichlorobenzene	ND	0.20		mg/L	200	5/22/2017 12:43:00 PM	R42948
1,1,1-Trichloroethane	ND	0.20		mg/L	200	5/22/2017 12:43:00 PM	R42948
1,1,2-Trichloroethane	ND	0.20		mg/L	200	5/22/2017 12:43:00 PM	R42948
Trichloroethene (TCE)	ND	0.20		mg/L	200	5/22/2017 12:43:00 PM	R42948
Trichlorofluoromethane	ND	0.20		mg/L	200	5/22/2017 12:43:00 PM	R42948
1,2,3-Trichloropropane	ND	0.40		mg/L	200	5/22/2017 12:43:00 PM	R42948
Vinyl chloride	ND	0.20		mg/L	200	5/22/2017 12:43:00 PM	R42948
Xylenes, Total	ND	0.30		mg/L	200	5/22/2017 12:43:00 PM	R42948
Surr: 1,2-Dichloroethane-d4	101	70-130		%Rec	200	5/22/2017 12:43:00 PM	R42948
Surr: 4-Bromofluorobenzene	103	70-130		%Rec	200	5/22/2017 12:43:00 PM	R42948
Surr: Dibromofluoromethane	106	70-130		%Rec	200	5/22/2017 12:43:00 PM	R42948
Surr: Toluene-d8	103	70-130		%Rec	200	5/22/2017 12:43:00 PM	R42948

Refer to the QC Summary report and sample login checklist for flagged QC data and preservation information.

Qualifiers:
* Value exceeds Maximum Contaminant Level.
D Sample Diluted Due to Matrix
H Holding times for preparation or analysis exceeded
ND Not Detected at the Reporting Limit
R RPD outside accepted recovery limits
S % Recovery outside of range due to dilution or matrix
B Analyte detected in the associated Method Blank
E Value above quantitation range
J Analyte detected below quantitation limits
P Sample pH Not In Range
RL Reporting Detection Limit
W Sample container temperature is out of limit as specified

QC SUMMARY REPORT
Hall Environmental Analysis Laboratory, Inc.

WO#: 1705954
07-Jun-17

Client: Souder, Miller and Associates
Project: Frances Mesa

Sample ID: 100ng lcs | SampType: LCS4 | TestCode: EPA Method 8260B: VOLATILES
Client ID: BatchQC | Batch ID: R42948 | RunNo: 42948
Prep Date: | Analysis Date: 5/22/2017 | SeqNo: 1351501 | Units: µg/L

Analyte	Result	PQL	SPK value	SPK Ref Val	%REC	LowLimit	HighLimit	%RPD	RPDLimit	Qual
Benzene	19	1.0	20.00	0	94.8	70	130			
Toluene	20	1.0	20.00	0	101	70	130			
Ethylbenzene	21	1.0	20.00	0	104	70	130			
Methyl tert-butyl ether (MTBE)	35	1.0	40.00	0	88.3	70	130			
1,2,4-Trimethylbenzene	20	1.0	20.00	0	102	70	130			
1,3,5-Trimethylbenzene	20	1.0	20.00	0	98.4	70	130			
1,2-Dichloroethane (EDC)	18	1.0	20.00	0	90.6	62.3	143			
1,2-Dibromoethane (EDB)	19	1.0	20.00	0	95.2	70	130			
Naphthalene	18	2.0	20.00	0	87.8	70	130			
1-Methylnaphthalene	17	4.0	20.00	0	85.9	60	140			
2-Methylnaphthalene	14	4.0	20.00	0	67.6	60	140			
Acetone	36	10	40.00	0	90.4	60	140			
Bromobenzene	20	1.0	20.00	0	102	70	130			
Bromodichloromethane	19	1.0	20.00	0	96.3	70	130			
Bromoform	20	1.0	20.00	0	97.7	70	130			
Bromomethane	19	3.0	20.00	0	93.6	60	140			
2-Butanone	36	10	40.00	0	98.4	60	140			
Carbon disulfide	36	10	40.00	0	91.0	60	140			
Carbon Tetrachloride	19	1.0	20.00	0	96.1	70	130			
Chlorobenzene	21	1.0	20.00	0	104	70	130			
Chloroethane	19	2.0	20.00	0	96.9	60	140			
Chloroform	19	1.0	20.00	0	96.3	70	130			
Chloromethane	17	3.0	20.00	0	83.1	60	140			
2-Chlorotoluene	20	1.0	20.00	0	100	70	130			
4-Chlorotoluene	20	1.0	20.00	0	100	70	130			
cis-1,2-DCE	19	1.0	20.00	0	94.5	70	130			
cis-1,3-Dichloropropene	18	1.0	20.00	0	88.0	70	130			
1,2-Dibromo-3-chloropropane	19	2.0	20.00	0	90.7	70	130			
Dibromochloromethane	19	1.0	20.00	0	94.2	70	130			
Dibromomethane	19	1.0	20.00	0	93.5	70	130			
1,2-Dichlorobenzene	20	1.0	20.00	0	99.9	70	130			
1,3-Dichlorobenzene	21	1.0	20.00	0	103	70	130			
1,4-Dichlorobenzene	21	1.0	20.00	0	103	67.3	141			
Dichlorodifluoromethane	20	1.0	20.00	0	100	60	140			
1,1-Dichloroethane	19	1.0	20.00	0	92.6	52.6	157			
1,1-Dichloroethene	19	1.0	20.00	0	92.7	70	130			
1,2-Dichloroethane	18	1.0	20.00	0	91.5	63.7	138			
1,3-Dichloropropene	19	1.0	20.00	0	94.1	70	130			
2,2-Dichloropropane	18	2.0	20.00	0	90.7	70	130			

Qualifiers:
- * Value exceeds Maximum Contaminant Level.
- D Sample Diluted Due to Matrix
- H Holding times for preparation or analysis exceeded
- ND Not Detected at the Reporting Limit
- R RPD outside accepted recovery limits
- S % Recovery outside of range due to dilution or matrix
- B Analyte detected in the associated Method Blank
- E Value above quantitation range
- J Analyte detected below quantitation limits
- P Sample pH Not In Range
- RL Reporting Detection Limit
- W Sample container temperature is out of limit as specified

QC SUMMARY REPORT
Hall Environmental Analysis Laboratory, Inc.

WO#: 1705954
07-Jun-17

Client: Souder, Miller and Associates
Project: Frances Mesa

Sample ID: 100ng lcs | SampType: LCS4 | TestCode: EPA Method 8260B: VOLATILES
Client ID: BatchQC | Batch ID: R42948 | RunNo: 42948
Prep Date: | Analysis Date: 5/22/2017 | SeqNo: 1351501 | Units: µg/L

Analyte	Result	PQL	SPK value	SPK Ref Val	%REC	LowLimit	HighLimit	%RPD	RPDLimit	Qual
1,1-Dichloropropene	19	1.0	20.00	0	93.4	70	130			
Hexachlorobutadiene	19	1.0	20.00	0	92.9	70	130			
2-Hexanone	34	10	40.00	0	84.8	60	140			
Isopropylbenzene	20	1.0	20.00	0	102	70	130			
4-Isopropyltoluene	21	1.0	20.00	0	104	70	130			
4-Methyl-2-pentanone	32	10	40.00	0	80.8	60	140			
Methylene Chloride	18	3.0	20.00	0	92.1	70	130			
n-Butylbenzene	20	3.0	20.00	0	98.2	70	130			
n-Propylbenzene	20	1.0	20.00	0	100	70	130			
sec-Butylbenzene	20	1.0	20.00	0	100	70	130			
Styrene	19	1.0	20.00	0	92.9	70	130			
tert-Butylbenzene	20	1.0	20.00	0	102	70	130			
1,1,1,2-Tetrachloroethane	20	1.0	20.00	0	99.7	70	130			
1,1,2,2-Tetrachloroethane	20	2.0	20.00	0	97.5	65.9	133			
Tetrachloroethene (PCE)	21	1.0	20.00	0	106	70	130			
trans-1,2-DCE	19	1.0	20.00	0	93.5	70	130			
trans-1,3-Dichloropropene	18	1.0	20.00	0	91.2	70	130			
1,2,3-Trichlorobenzene	18	1.0	20.00	0	91.7	70	130			
1,2,4-Trichlorobenzene	19	1.0	20.00	0	94.6	70	130			
1,1,1-Trichloroethane	19	1.0	20.00	0	94.5	70	130			
1,1,2-Trichloroethane	19	1.0	20.00	0	95.1	70	130			
Trichloroethene (TCE)	19	1.0	20.00	0	95.6	70	130			
Trichlorofluoromethane	19	1.0	20.00	0	96.0	70	130			
1,2,3-Trichloropropane	19	2.0	20.00	0	95.1	69.7	129			
Vinyl chloride	18	1.0	20.00	0	90.5	70	130			
Xylenes, Total	61	1.5	60.00	0	101	70	130			
Surr: 1,2-Dichloroethane-d4	9.1		10.00		90.9	70	130			
Surr: 4-Bromofluorobenzene	10		10.00		103	70	130			
Surr: Dibromofluoromethane	9.9		10.00		99.2	70	130			
Surr: Toluene-d8	10		10.00		105	70	130			

Sample ID: RB | SampType: MBLK | TestCode: EPA Method 8260B: VOLATILES
Client ID: PBW | Batch ID: R42948 | RunNo: 42948
Prep Date: | Analysis Date: 5/22/2017 | SeqNo: 1352107 | Units: µg/L

Analyte	Result	PQL	SPK value	SPK Ref Val	%REC	LowLimit	HighLimit	%RPD	RPDLimit	Qual
Benzene	ND	1.0								
Toluene	ND	1.0								
Ethylbenzene	ND	1.0								

Qualifiers:
- * Value exceeds Maximum Contaminant Level.
- D Sample Diluted Due to Matrix
- H Holding times for preparation or analysis exceeded
- ND Not Detected at the Reporting Limit
- R RPD outside accepted recovery limits
- S % Recovery outside of range due to dilution or matrix
- B Analyte detected in the associated Method Blank
- E Value above quantitation range
- J Analyte detected below quantitation limits
- P Sample pH Not In Range
- RL Reporting Detection Limit
- W Sample container temperature is out of limit as specified

QC SUMMARY REPORT
Hall Environmental Analysis Laboratory, Inc.

WO#: 1705954
07-Jun-17

Client: Souder, Miller and Associates
Project: Frances Mesa

Sample ID: RB | SampType: MBLK | TestCode: EPA Method 8260B: VOLATILES
Client ID: PBW | Batch ID: R42948 | RunNo: 42948
Prep Date: | Analysis Date: 5/22/2017 | SeqNo: 1352107 | Units: µg/L

Analyte	Result	PQL	SPK value	SPK Ref Val	%REC	LowLimit	HighLimit	%RPD	RPDLimit	Qual
Methyl tert-butyl ether (MTBE)	ND	1.0								
1,2,4-Trimethylbenzene	ND	1.0								
1,3,5-Trimethylbenzene	ND	1.0								
1,2-Dichloroethane (EDC)	ND	1.0								
1,2-Dibromoethane (EDB)	ND	1.0								
Naphthalene	ND	2.0								
1-Methylnaphthalene	ND	4.0								
2-Methylnaphthalene	ND	4.0								
Acetone	ND	10								
Bromobenzene	ND	1.0								
Bromodichloromethane	ND	1.0								
Bromoform	ND	1.0								
Bromomethane	ND	3.0								
2-Butanone	ND	10								
Carbon disulfide	ND	10								
Carbon Tetrachloride	ND	1.0								
Chlorobenzene	ND	1.0								
Chloroethane	ND	2.0								
Chloroform	ND	1.0								
Chloromethane	ND	3.0								
2-Chlorotoluene	ND	1.0								
4-Chlorotoluene	ND	1.0								
cis-1,2-DCE	ND	1.0								
cis-1,3-Dichloropropene	ND	1.0								
1,2-Dibromo-3-chloropropane	ND	2.0								
Dibromochloromethane	ND	1.0								
Dibromomethane	ND	1.0								
1,2-Dichlorobenzene	ND	1.0								
1,3-Dichlorobenzene	ND	1.0								
1,4-Dichlorobenzene	ND	1.0								
Dichlorodifluoromethane	ND	1.0								
1,1-Dichloroethane	ND	1.0								
1,1-Dichloroethene	ND	1.0								
1,2-Dichloropropane	ND	1.0								
1,3-Dichloropropane	ND	1.0								
2,2-Dichloropropane	ND	2.0								
1,1-Dichloropropene	ND	1.0								
Hexachlorobutadiene	ND	1.0								
2-Hexanone	ND	10								

Qualifiers:
- * Value exceeds Maximum Contaminant Level.
- D Sample Diluted Due to Matrix
- H Holding times for preparation or analysis exceeded
- ND Not Detected at the Reporting Limit
- R RPD outside accepted recovery limits
- S % Recovery outside of range due to dilution or matrix
- B Analyte detected in the associated Method Blank
- E Value above quantitation range
- J Analyte detected below quantitation limits
- P Sample pH Not In Range
- RL Reporting Detection Limit
- W Sample container temperature is out of limit as specified

QC SUMMARY REPORT
Hall Environmental Analysis Laboratory, Inc.

WO#: 1705954
07-Jun-17

Client: Souder, Miller and Associates
Project: Frances Mesa

Sample ID: RB | SampType: MBLK | TestCode: EPA Method 8260B: VOLATILES
Client ID: PBW | Batch ID: R42948 | RunNo: 42948
Prep Date: | Analysis Date: 5/22/2017 | SeqNo: 1352107 | Units: µg/L

Analyte	Result	PQL	SPK value	SPK Ref Val	%REC	LowLimit	HighLimit	%RPD	RPDLimit	Qual
Isopropylbenzene	ND	1.0								
4-Isopropyltoluene	ND	1.0								
4-Methyl-2-pentanone	ND	10								
Methylene Chloride	ND	3.0								
n-Butylbenzene	ND	3.0								
n-Propylbenzene	ND	1.0								
sec-Butylbenzene	ND	1.0								
Styrene	ND	1.0								
tert-Butylbenzene	ND	1.0								
1,1,1,2-Tetrachloroethane	ND	1.0								
1,1,2,2-Tetrachloroethane	ND	2.0								
Tetrachloroethene (PCE)	ND	1.0								
trans-1,2-DCE	ND	1.0								
trans-1,3-Dichloropropene	ND	1.0								
1,2,3-Trichlorobenzene	ND	1.0								
1,2,4-Trichlorobenzene	ND	1.0								
1,1,1-Trichloroethane	ND	1.0								
1,1,2-Trichloroethane	ND	1.0								
Trichloroethene (TCE)	ND	1.0								
Trichlorofluoromethane	ND	1.0								
1,2,3-Trichloropropane	ND	2.0								
Vinyl chloride	ND	1.0								
Xylenes, Total	ND	1.5								
Surr: 1,2-Dichloroethane-d4	9.9		10.00		98.7	70	130			
Surr: 4-Bromofluorobenzene	10		10.00		104	70	130			
Surr: Dibromofluoromethane	11		10.00		107	70	130			
Surr: Toluene-d8	10		10.00		103	70	130			

Sample ID: 1705954-001ems | SampType: MS | TestCode: EPA Method 8260B: VOLATILES
Client ID: Frances Mesa BGT | Batch ID: R42948 | RunNo: 42948
Prep Date: | Analysis Date: 5/22/2017 | SeqNo: 1352119 | Units: mg/L

Analyte	Result	PQL	SPK value	SPK Ref Val	%REC	LowLimit	HighLimit	%RPD	RPDLimit	Qual
Benzene	4.1	0.20	4.000	0	103	70	130			
Toluene	4.1	0.20	4.000	0	102	70	130			
Chlorobenzene	4.2	0.20	4.000	0	104	70	130			
1,1-Dichloroethene	4.4	0.20	4.000	0	111	70	130			
Trichloroethene (TCE)	4.1	0.20	4.000	0	102	70	130			
Surr: 1,2-Dichloroethane-d4	2.1		2.000		105	70	130			

Qualifiers:
- * Value exceeds Maximum Contaminant Level.
- D Sample Diluted Due to Matrix
- H Holding times for preparation or analysis exceeded
- ND Not Detected at the Reporting Limit
- R RPD outside accepted recovery limits
- S % Recovery outside of range due to dilution or matrix
- B Analyte detected in the associated Method Blank
- E Value above quantitation range
- J Analyte detected below quantitation limits
- P Sample pH Not In Range
- RL Reporting Detection Limit
- W Sample container temperature is out of limit as specified

QC SUMMARY REPORT
Hall Environmental Analysis Laboratory, Inc.

WO#: 1705954
07-Jun-17

Client: Souder, Miller and Associates
Project: Frances Mesa

Sample ID 1705954-001amsd SampType: MS TestCode: EPA Method 8260B: VOLATILES
Client ID: Frances Mesa BGT Batch ID: R42948 RunNo: 42948
Prep Date: Analysis Date: 5/22/2017 SeqNo: 1352119 Units: mg/L

Analyte	Result	PQL	SPK value	SPK Ref Val	%REC	LowLimit	HighLimit	%RPD	RPDLimit	Qual
Surr: 4-Bromofluorobenzene	2.1		2.000		104	70	130			
Surr: Dibromofluoromethane	2.1		2.000		105	70	130			
Surr: Toluene-d8	2.1		2.000		104	70	130			

Sample ID 1705954-001amsd SampType: MSD TestCode: EPA Method 8260B: VOLATILES
Client ID: Frances Mesa BGT Batch ID: R42948 RunNo: 42948
Prep Date: Analysis Date: 5/22/2017 SeqNo: 1352120 Units: mg/L

Analyte	Result	PQL	SPK value	SPK Ref Val	%REC	LowLimit	HighLimit	%RPD	RPDLimit	Qual
Benzene	4.1	0.20	4.000	0	102	70	130	0.710	20	
Toluene	4.0	0.20	4.000	0	101	70	130	0.494	20	
Chlorobenzene	4.1	0.20	4.000	0	103	70	130	0.857	20	
1,1-Dichloroethene	4.4	0.20	4.000	0	110	70	130	0.982	20	
Trichloroethene (TCE)	4.1	0.20	4.000	0	101	70	130	0.148	20	
Surr: 1,2-Dichloroethane-d4	2.1		2.000		103	70	130	0	0	
Surr: 4-Bromofluorobenzene	2.1		2.000		107	70	130	0	0	
Surr: Dibromofluoromethane	2.2		2.000		110	70	130	0	0	
Surr: Toluene-d8	2.1		2.000		104	70	130	0	0	

Qualifiers:
- * Value exceeds Maximum Contaminant Level.
- D Sample Diluted Due to Matrix
- H Holding times for preparation or analysis exceeded
- ND Not Detected at the Reporting Limit
- R RPD outside accepted recovery limits
- S % Recovery outside of range due to dilution or matrix
- B Analyte detected in the associated Method Blank
- E Value above quantitation range
- J Analyte detected below quantitation limits
- P Sample pH Not In Range
- RL Reporting Detection Limit
- W Sample container temperature is out of limit as specified

QC SUMMARY REPORT
Hall Environmental Analysis Laboratory, Inc.

WO#: 1705954
07-Jun-17

Client: Souder, Miller and Associates
Project: Frances Mesa

Sample ID lcs-31811 SampType: LCS TestCode: EPA Method 8270C: PAHs
Client ID: LCSW Batch ID: 31811 RunNo: 43049
Prep Date: 5/18/2017 Analysis Date: 5/24/2017 SeqNo: 1354630 Units: µg/L

Analyte	Result	PQL	SPK value	SPK Ref Val	%REC	LowLimit	HighLimit	%RPD	RPDLimit	Qual
Naphthalene	15	0.50	20.00	0	75.9	37.4	120			
1-Methylnaphthalene	15	0.50	20.00	0	74.8	39.3	121			
2-Methylnaphthalene	15	0.50	20.00	0	72.7	37.8	122			
Acenaphthylene	17	0.50	20.00	0	82.8	37	124			
Acenaphthene	17	0.50	20.00	0	83.7	35.6	123			
Fluorene	17	0.50	20.00	0	84.0	35.2	122			
Phenanthrene	18	0.50	20.00	0	89.1	36.8	122			
Anthracene	18	0.50	20.00	0	90.1	37.5	125			
Fluoranthene	18	0.50	20.00	0	89.2	37.4	131			
Pyrene	17	0.50	20.00	0	86.8	27.5	140			
Benz(a)anthracene	18	0.50	20.00	0	87.5	25.4	141			
Chrysene	17	0.50	20.00	0	83.7	33.6	155			
Benzo(b)fluoranthene	17	0.50	20.00	0	83.8	39	153			
Benzo(k)fluoranthene	17	0.50	20.00	0	86.2	38	154			
Benzo(a)pyrene	17	0.50	20.00	0	84.9	38.6	153			
Dibenz(a,h)anthracene	18	0.50	20.00	0	87.6	39.7	155			
Benzo(g,h,i)perylene	17	0.50	20.00	0	86.6	39.6	154			
Indeno(1,2,3-cd)pyrene	17	0.50	20.00	0	84.5	19.1	153			
Surr: N-hexadecane	81		87.60		92.1	15	176			
Surr: Benzo(a)pyrene	21		20.00		106	15	198			

Sample ID lcsd-31811 SampType: LCSD TestCode: EPA Method 8270C: PAHs
Client ID: LCSS02 Batch ID: 31811 RunNo: 43049
Prep Date: 5/18/2017 Analysis Date: 5/24/2017 SeqNo: 1354632 Units: µg/L

Analyte	Result	PQL	SPK value	SPK Ref Val	%REC	LowLimit	HighLimit	%RPD	RPDLimit	Qual
Naphthalene	15	0.50	20.00	0	72.6	37.4	120	4.44	20	
1-Methylnaphthalene	15	0.50	20.00	0	73.4	39.3	121	1.89	26.8	
2-Methylnaphthalene	13	0.50	20.00	0	65.5	37.8	122	10.4	23.8	
Acenaphthylene	16	0.50	20.00	0	80.7	37	124	2.57	28.8	
Acenaphthene	16	0.50	20.00	0	81.4	35.6	123	2.79	27	
Fluorene	16	0.50	20.00	0	80.8	35.2	122	3.88	25.7	
Phenanthrene	18	0.50	20.00	0	79.7	36.8	122	11.1	20	
Anthracene	16	0.50	20.00	0	80.5	37.5	125	11.3	21.2	
Fluoranthene	16	0.50	20.00	0	77.6	37.4	131	13.9	21.8	
Pyrene	16	0.50	20.00	0	80.8	27.5	140	7.16	31.1	
Benz(a)anthracene	16	0.50	20.00	0	78.5	25.4	141	10.8	26.6	
Chrysene	16	0.50	20.00	0	77.9	33.6	155	7.18	21.2	
Benzo(b)fluoranthene	16	0.50	20.00	0	78.1	39	153	7.04	20	

Qualifiers:
- * Value exceeds Maximum Contaminant Level.
- D Sample Diluted Due to Matrix
- H Holding times for preparation or analysis exceeded
- ND Not Detected at the Reporting Limit
- R RPD outside accepted recovery limits
- S % Recovery outside of range due to dilution or matrix
- B Analyte detected in the associated Method Blank
- E Value above quantitation range
- J Analyte detected below quantitation limits
- P Sample pH Not In Range
- RL Reporting Detection Limit
- W Sample container temperature is out of limit as specified

QC SUMMARY REPORT
Hall Environmental Analysis Laboratory, Inc.

WO#: 1705954
07-Jun-17

Client: Souder, Miller and Associates
Project: Frances Mesa

Sample ID lcsd-31811 SampType: LCSD TestCode: EPA Method 8270C: PAHs
Client ID: LCSS02 Batch ID: 31811 RunNo: 43049
Prep Date: 5/18/2017 Analysis Date: 5/24/2017 SeqNo: 1354632 Units: µg/L

Analyte	Result	PQL	SPK value	SPK Ref Val	%REC	LowLimit	HighLimit	%RPD	RPDLimit	Qual
Benzo(b)fluoranthene	17	0.50	20.00	0	85.3	38	154	1.05	21	
Benzo(a)pyrene	16	0.50	20.00	0	81.6	38.6	153	3.96	24.8	
Dibenz(a,h)anthracene	16	0.50	20.00	0	81.2	39.7	155	7.58	26	
Benzo(g,h,i)perylene	16	0.50	20.00	0	81.2	39.6	154	6.44	20	
Indeno(1,2,3-cd)pyrene	16	0.50	20.00	0	78.7	19.1	153	7.11	20	
Surr: N-hexadecane	74		87.60		84.1	15	176	0	0	
Surr: Benzo(a)pyrene	18		20.00		92.1	15	198	0	0	

Sample ID mb-31811 SampType: MBLK TestCode: EPA Method 8270C: PAHs
Client ID: PBW Batch ID: 31811 RunNo: 43049
Prep Date: 5/18/2017 Analysis Date: 5/24/2017 SeqNo: 1354634 Units: µg/L

Analyte	Result	PQL	SPK value	SPK Ref Val	%REC	LowLimit	HighLimit	%RPD	RPDLimit	Qual
Naphthalene	ND	0.50								
1-Methylnaphthalene	ND	0.50								
2-Methylnaphthalene	ND	0.50								
Acenaphthylene	ND	0.50								
Acenaphthene	ND	0.50								
Fluorene	ND	0.50								
Phenanthrene	ND	0.50								
Anthracene	ND	0.50								
Fluoranthene	ND	0.50								
Pyrene	ND	0.50								
Benz(a)anthracene	ND	0.50								
Chrysene	ND	0.50								
Benzo(b)fluoranthene	ND	0.50								
Benzo(k)fluoranthene	ND	0.50								
Benzo(a)pyrene	ND	0.50								
Dibenz(a,h)anthracene	ND	0.50								
Benzo(g,h,i)perylene	ND	0.50								
Indeno(1,2,3-cd)pyrene	ND	0.50								
Surr: N-hexadecane	68		87.60		77.3	15	176			
Surr: Benzo(a)pyrene	18		20.00		90.1	15	198			

Qualifiers:
- * Value exceeds Maximum Contaminant Level.
- D Sample Diluted Due to Matrix
- H Holding times for preparation or analysis exceeded
- ND Not Detected at the Reporting Limit
- R RPD outside accepted recovery limits
- S % Recovery outside of range due to dilution or matrix
- B Analyte detected in the associated Method Blank
- E Value above quantitation range
- J Analyte detected below quantitation limits
- P Sample pH Not In Range
- RL Reporting Detection Limit
- W Sample container temperature is out of limit as specified

QC SUMMARY REPORT
Hall Environmental Analysis Laboratory, Inc.

WO#: 1705954
07-Jun-17

Client: Souder, Miller and Associates
Project: Frances Mesa

Sample ID MB-32032 SampType: MBLK TestCode: EPA Method 7470: Mercury
Client ID: PBW Batch ID: 32032 RunNo: 43161
Prep Date: 5/31/2017 Analysis Date: 5/31/2017 SeqNo: 1358624 Units: mg/L

Analyte	Result	PQL	SPK value	SPK Ref Val	%REC	LowLimit	HighLimit	%RPD	RPDLimit	Qual
Mercury	ND	0.00020								

Sample ID LCS-32032 SampType: LCS TestCode: EPA Method 7470: Mercury
Client ID: LCSW Batch ID: 32032 RunNo: 43161
Prep Date: 5/31/2017 Analysis Date: 5/31/2017 SeqNo: 1358625 Units: mg/L

Analyte	Result	PQL	SPK value	SPK Ref Val	%REC	LowLimit	HighLimit	%RPD	RPDLimit	Qual
Mercury	0.0049	0.00020	0.005000	0	98.9	80	120			

Qualifiers:
- * Value exceeds Maximum Contaminant Level.
- D Sample Diluted Due to Matrix
- H Holding times for preparation or analysis exceeded
- ND Not Detected at the Reporting Limit
- R RPD outside accepted recovery limits
- S % Recovery outside of range due to dilution or matrix
- B Analyte detected in the associated Method Blank
- E Value above quantitation range
- J Analyte detected below quantitation limits
- P Sample pH Not In Range
- RL Reporting Detection Limit
- W Sample container temperature is out of limit as specified

QC SUMMARY REPORT

Hall Environmental Analysis Laboratory, Inc.

WO#: 1705954
07-Jun-17

Client: Souder, Miller and Associates
Project: Frances Mesa

Sample ID: MB-31927	SampType: MBLK	TestCode: EPA 6010B: Total Recoverable Metals	
Client ID: PBW	Batch ID: 31927	RunNo: 43047	
Prep Date: 5/24/2017	Analysis Date: 5/25/2017	SeqNo: 1354689	Units: mg/L

Analyte	Result	PQL	SPK value	SPK Ref Val	%REC	LowLimit	HighLimit	%RPD	RPDLimit	Qual
Arsenic	ND	0.020								
Barium	ND	0.020								
Cadmium	ND	0.0020								
Chromium	ND	0.0060								
Lead	ND	0.0050								
Selenium	ND	0.050								
Silver	ND	0.0060								

Sample ID: LCS-31927	SampType: LCS	TestCode: EPA 6010B: Total Recoverable Metals	
Client ID: LCSW	Batch ID: 31927	RunNo: 43047	
Prep Date: 5/24/2017	Analysis Date: 5/25/2017	SeqNo: 1354690	Units: mg/L

Analyte	Result	PQL	SPK value	SPK Ref Val	%REC	LowLimit	HighLimit	%RPD	RPDLimit	Qual
Arsenic	0.50	0.020	0.5000	0	99.6	80	120			
Barium	0.49	0.020	0.5000	0	98.7	80	120			
Cadmium	0.49	0.0020	0.5000	0	98.0	80	120			
Chromium	0.49	0.0060	0.5000	0	97.5	80	120			
Lead	0.49	0.0050	0.5000	0	97.6	80	120			
Selenium	0.50	0.050	0.5000	0	100	80	120			
Silver	0.10	0.0050	0.1000	0	100	80	120			

Qualifiers:

- * Value exceeds Maximum Contaminant Level.
- D Sample Diluted Due to Matrix
- H Holding times for preparation or analysis exceeded
- ND Not Detected at the Reporting Limit
- R RPD outside accepted recovery limits
- S % Recovery outside of range due to dilution or matrix
- B Analyte detected in the associated Method Blank
- E Value above quantitation range
- J Analyte detected below quantitation limits
- P Sample pH Not In Range
- RL Reporting Detection Limit
- W Sample container temperature is out of limit as specified

---

HALL ENVIRONMENTAL ANALYSIS LABORATORY

Hall Environmental Analysis Laboratory
4901 Hawkins NE
Albuquerque, NM 87109
TEL: 505-345-3975 FAX: 505-345-4107
Website: www.hallenvironmental.com

Sample Log-In Check List

Client Name: SMA-FARM Work Order Number: 1705954 RcptNo: 1

Received By: Ashley Gallegos 5/18/2017 6:45:00 AM
Completed By: Ashley Gallegos 5/18/2017 8:39:48 AM
Reviewed By: aj 5/18/17

Chain of Custody

1. Custody seals intact on sample bottles? Yes ☐ No ☐ Not Present ☑
2. Is Chain of Custody complete? Yes ☑ No ☐ Not Present ☐
3. How was the sample delivered? Courier

Log In

4. Was an attempt made to cool the samples? Yes ☑ No ☐ NA ☐
5. Were all samples received at a temperature of >0° C to 6.0°C Yes ☑ No ☐ NA ☐
6. Sample(s) in proper container(s)? Yes ☑ No ☐
7. Sufficient sample volume for indicated test(s)? Yes ☑ No ☐
8. Are samples (except VOA and ONG) properly preserved? Yes ☑ No ☐
9. Was preservative added to bottles? Yes ☐ No ☑ NA ☐
10. VOA vials have zero headspace? Yes ☑ No ☐ No VOA Vials ☐
11. Were any sample containers received broken? Yes ☐ No ☑
12. Does paperwork match bottle labels? (Note discrepancies on chain of custody) Yes ☑ No ☐
13. Are matrices correctly identified on Chain of Custody? Yes ☑ No ☐
14. Is it clear what analyses were requested? Yes ☑ No ☐
15. Were all holding times able to be met? (If no, notify customer for authorization.) Yes ☑ No ☐

# of preserved bottles checked for pH: 1 (<2 or >12 unless noted) Adjusted? No
Checked by: JG

Special Handling (if applicable)

16. Was client notified of all discrepancies with this order? Yes ☐ No ☐ NA ☑

Person Notified: Date:
By Whom: Via: ☐ eMail ☐ Phone ☐ Fax ☐ In Person
Regarding:
Client Instructions:

17. Additional remarks:
18. Cooler Information

Cooler No	Temp °C	Condition	Seal Intact	Seal No	Seal Date	Signed By
1	3.5	Good	Yes			

Chain-of-Custody Record

Client: SMA

Mailing Address: 401 W Broadway Farmington, NM 87401
Phone #: 505-325-1555
email or Fax: ashley@maxwell
QA/QC Package: ☐ Standard ☐ Level 4 (Full Validation)
Accreditation: ☐ Standard ☐ Other ☐ NELAP ☐ EDD (Type)

Turn-Around Time: ☒ Standard ☐ Rush
Project Name: Frances Mesa
Project #: Frances Mesa BGT
Project Manager: Ashley Maxwell Tom Long
Sampler: Randy Watson
On Ice: ☒ Yes ☐ No
Sample Temperature: 4.0-5.0 (0)3.5

Date	Time	Matrix	Sample Request ID	Container Type and #	Preservative Type	HEAL No.
5/17	1625	H2O	Frances Mesa BGT	Various		1705954-001

Analysis Request: BTEX + MTBE + TMB's (8021); BTEX + MTBE + TPH (Gas only); TPH 8015B (GRO / DRO / MRO); TPH (Method 418.1); EDB (Method 504.1); PAH's (8310 or 8270SIM); RCRA 8 Metals; TCLP; Anions (F, Cl, NO3, NO2, PO4, SO4); 8081 Pesticides / 8082 PCB's; 8260B (VOA); 8270 (Semi-VOA); Air Bubbles (Y or N)

Remarks: 8260 Full List Report @ TCLP compound limits — Invoice Tom Long

Relinquished by: 1. Matt Wolf 5/17 1625 — Received by: 1. Matt Wolf 5/18/17 1625
Relinquished by: 2. Matt Wolf 5/18 1640 — Received by: 2. Ashley Gallegos 5/18/17 1640

If necessary, samples submitted to Hall Environmental may be subcontracted to other accredited laboratories. This serves as notice of this possibility. Any sub-contracted data will be clearly notated on the analytical report.

HALL ENVIRONMENTAL ANALYSIS LABORATORY
www.hallenvironmental.com
4901 Hawkins NE - Albuquerque, NM 87109
Tel. 505-345-3975 Fax 505-345-4107

3017

District I
1625 N. French Dr., Hobbs, NM 88240
District II
1301 W. Grand Avenue, Artesia, NM 88210
District III
1000 Rio Brazos Road, Aztec, NM 87410
District IV
1220 S. St. Francis Dr., Santa Fe, NM 87505

State of New Mexico
Energy Minerals and Natural Resources
Oil Conservation Division
1220 South St. Francis Dr.
Santa Fe, NM 87505

Form C-138
Revised 08/01/11

*Surface Waste Management Facility Operator and Generator shall maintain and make this documentation available for Division inspection.

REQUEST FOR APPROVAL TO ACCEPT SOLID WASTE

1. **Generator Name and Address:**
Enterprise Field Services, LLC, 614 Reilly Ave, Farmington NM 87401

2. **Originating Site:**
San Juan Manzanares Compressor Station

3. **Location of Material (Street Address, City, State or ULSTR):**
UL H Section 17 Township 29 North Range 9 West; 36.726358, -107.794560, San Juan County, NM

4. **Source and Description of Waste:**
Source: Water/Oil from the Non Exempt WasteWater Tanks and from the compressor skid drains.
Description: Non Exempt/Non Hazardous Water from the compressor skids.
Estimated Volume 80 yd³ bbls Known Volume (to be entered by the operator at the end of the haul) 157 yd³ bbls

5. **GENERATOR CERTIFICATION STATEMENT OF WASTE STATUS**

I, Thomas Long, representative or authorized agent for Enterprise Products Operating do hereby
Generator Signature
certify that according to the Resource Conservation and Recovery Act (RCRA) and the US Environmental Protection Agency's July 1988 regulatory determination, the above described waste is: (Check the appropriate classification)

☐ RCRA Exempt: Oil field wastes generated from oil and gas exploration and production operations and are not mixed with non-exempt waste. *Operator Use Only: Waste Acceptance Frequency* ☐ *Monthly* ☐ *Weekly* ☐ *Per Load*

☒ RCRA Non-Exempt: Oil field waste which is non-hazardous that does not exceed the minimum standards for waste hazardous by characteristics established in RCRA regulations, 40 CFR 261.21-261.24, or listed hazardous waste as defined in 40 CFR, part 261, subpart D, as amended. The following documentation is attached to demonstrate the above-described waste is non-hazardous. (Check the appropriate items)

☐ MSDS Information ☒ RCRA Hazardous Waste Analysis ☒ Process Knowledge ☐ Other (Provide description in Box 4)

GENERATOR 19.15.36.15 WASTE TESTING CERTIFICATION STATEMENT FOR LANDFARMS

I, Thomas Long, representative for Enterprise Products Operating authorize to complete
Generator Signature
the required testing/sign the Generator Waste Testing Certification.

I, _____, representative for Agua Moss, LLC do hereby certify that representative samples of the oil field waste have been subjected to the paint filter test and tested for chloride content and that the samples have been found to conform to the specific requirements applicable to landfarms pursuant to Section 15 of 19.15.36 NMAC. The results of the representative samples are attached to demonstrate the above-described waste conform to the requirements of Section 15 of 19.15.36 NMAC.

5. **Transporter: Various Approved Trucking**

OCD Permitted Surface Waste Management Facility

Name and Facility Permit #: ***Agua Moss, LLC - Permit #: NM-01-009**
Address of Facility: **SW/4 NW/4 Section 2, Township 29N, Range Crouch Mesa, NM**

Method of Treatment and/or Disposal:
☐ Evaporation ☒ Injection ☐ Treating Plant ☐ Landfarm ☐ Landfill ☐ Other

Waste Acceptance Status: ☒ **APPROVED** ☐ **DENIED** (Must Be Maintained As Permanent Record)

PRINT NAME: Gene Higgins TITLE: Supervisor DATE: 12/17
SIGNATURE: TELEPHONE NO.:
Surface Waste Management Facility Authorized Agent

HALL ENVIRONMENTAL ANALYSIS LABORATORY

Hall Environmental Analysis Laboratory
4901 Hawkins NE
Albuquerque, NM 87109
TEL: 505-345-3975 FAX: 505-345-4107
Website: www.hallenvironmental.com

June 07, 2017

Ashley Maxwell
Souder, Miller and Associates
401 W. Broadway
Farmington, NM 87401
TEL: (505) 325-5667
FAX (505) 327-1496

RE: Manzanares SJ OrderNo.: 1705955

Dear Ashley Maxwell:

Hall Environmental Analysis Laboratory received 1 sample(s) on 5/18/2017 for the analyses presented in the following report.

These were analyzed according to EPA procedures or equivalent. To access our accredited tests please go to www.hallenvironmental.com or the state specific web sites. In order to properly interpret your results, it is imperative that you review this report in its entirety. See the sample checklist and/or the Chain of Custody for information regarding the sample receipt temperature and preservation. Data qualifiers or a narrative will be provided if the sample analysis or analytical quality control parameters require a flag. When necessary, data qualifiers are provided on both the sample analysis report and the QC summary report, both sections should be reviewed. All samples are reported, as received, unless otherwise indicated. Lab measurement of analytes considered field parameters that require analysis within 15 minutes of sampling such as pH and residual chlorine are qualified as being analyzed outside of the recommended holding time.

Please don't hesitate to contact HEAL for any additional information or clarifications.

ADHS Cert #AZ0682 -- NMED-DWB Cert #NM9425 -- NMED-Micro Cert #NM0190

Sincerely,

Andy Freeman
Laboratory Manager
4901 Hawkins NE
Albuquerque, NM 87109

Analytical Report
Lab Order 1705955
Date Reported: 6/7/2017

Hall Environmental Analysis Laboratory, Inc.

CLIENT: Souder, Miller and Associates — **Client Sample ID:** Manzanares BGT
Project: Manzanares SJ — **Collection Date:** 5/17/2017 12:52:00 PM
Lab ID: 1705955-001 — **Matrix:** AQUEOUS — **Received Date:** 5/18/2017 6:45:00 AM

Analyses	Result	PQL	Qual	Units	DF	Date Analyzed	Batch
EPA METHOD 7470: MERCURY						Analyst: MED	
Mercury	0.00030	0.00020		mg/L	1	5/31/2017 12:08:38 PM	32032
EPA 6010B: TOTAL RECOVERABLE METALS						Analyst: MED	
Arsenic	ND	5.0		mg/L	1	5/25/2017 9:08:12 AM	31927
Barium	ND	100		mg/L	1	5/25/2017 9:08:12 AM	31927
Cadmium	ND	1.0		mg/L	1	5/25/2017 9:08:12 AM	31927
Chromium	ND	5.0		mg/L	1	5/25/2017 9:08:12 AM	31927
Lead	ND	5.0		mg/L	1	5/25/2017 9:08:12 AM	31927
Selenium	ND	1.0		mg/L	1	5/25/2017 9:08:12 AM	31927
Silver	ND	5.0		mg/L	1	5/25/2017 9:08:12 AM	31927
EPA METHOD 8270C: PAHS						Analyst: DAM	
Naphthalene	0.56	0.50		µg/L	1	5/24/2017 2:35:48 PM	31811
1-Methylnaphthalene	ND	0.50		µg/L	1	5/24/2017 2:35:48 PM	31811
2-Methylnaphthalene	ND	0.50		µg/L	1	5/24/2017 2:35:48 PM	31811
Acenaphthylene	ND	0.50		µg/L	1	5/24/2017 2:35:48 PM	31811
Acenaphthene	ND	0.50		µg/L	1	5/24/2017 2:35:48 PM	31811
Fluorene	ND	0.50		µg/L	1	5/24/2017 2:35:48 PM	31811
Phenanthrene	ND	0.50		µg/L	1	5/24/2017 2:35:48 PM	31811
Anthracene	ND	0.50		µg/L	1	5/24/2017 2:35:48 PM	31811
Fluoranthene	ND	0.50		µg/L	1	5/24/2017 2:35:48 PM	31811
Pyrene	ND	0.50		µg/L	1	5/24/2017 2:35:48 PM	31811
Benz(a)anthracene	ND	0.50		µg/L	1	5/24/2017 2:35:48 PM	31811
Chrysene	ND	0.50		µg/L	1	5/24/2017 2:35:48 PM	31811
Benzo(b)fluoranthene	ND	0.50		µg/L	1	5/24/2017 2:35:48 PM	31811
Benzo(k)fluoranthene	ND	0.50		µg/L	1	5/24/2017 2:35:48 PM	31811
Dibenz(a,h)anthracene	ND	0.50		µg/L	1	5/24/2017 2:35:48 PM	31811
Benzo(g,h,i)perylene	ND	0.50		µg/L	1	5/24/2017 2:35:48 PM	31811
Indeno(1,2,3-cd)pyrene	ND	0.50		µg/L	1	5/24/2017 2:35:48 PM	31811
Surr: N-hexadecane	81.9	15-176		%Rec	1	5/24/2017 2:35:48 PM	31811
Surr: Benzo(e)pyrene	86.5	15-198		%Rec	1	5/24/2017 2:35:48 PM	31811
EPA METHOD 8260B: VOLATILES						Analyst: RAA	
Benzene	ND	0.50		mg/L	200	5/22/2017 1:55:00 PM	R42948
Toluene	ND	0.20		mg/L	200	5/22/2017 1:55:00 PM	R42948
Ethylbenzene	ND	0.20		mg/L	200	5/22/2017 1:55:00 PM	R42948
Methyl tert-butyl ether (MTBE)	ND	0.20		mg/L	200	5/22/2017 1:55:00 PM	R42948
1,2,4-Trimethylbenzene	ND	0.20		mg/L	200	5/22/2017 1:55:00 PM	R42948
1,3,5-Trimethylbenzene	ND	0.20		mg/L	200	5/22/2017 1:55:00 PM	R42948
1,2-Dichloroethane (EDC)	ND	0.20		mg/L	200	5/22/2017 1:55:00 PM	R42948

Refer to the QC Summary report and sample login checklist for flagged QC data and preservation information.

I, Thomas Long, representative for Enterprise Products Operating authorize to complete

Qualifiers:
- * Value exceeds Maximum Contaminant Level.
- D Sample Diluted Due to Matrix
- H Holding times for preparation or analysis exceeded
- ND Not Detected at the Reporting Limit
- R RPD outside accepted recovery limits
- S % Recovery outside of range due to dilution or matrix
- B Analyte detected in the associated Method Blank
- E Value above quantitation range
- J Analyte detected below quantitation limits
- P Sample pH Not In Range
- RL Reporting Detection Limit
- W Sample container temperature is out of limit as specified

---

Analytical Report
Lab Order 1705955
Date Reported: 6/7/2017

Hall Environmental Analysis Laboratory, Inc.

CLIENT: Souder, Miller and Associates — **Client Sample ID:** Manzanares BGT
Project: Manzanares SJ — **Collection Date:** 5/17/2017 12:52:00 PM
Lab ID: 1705955-001 — **Matrix:** AQUEOUS — **Received Date:** 5/18/2017 6:45:00 AM

Analyses	Result	PQL	Qual	Units	DF	Date Analyzed	Batch
EPA METHOD 8260B: VOLATILES						Analyst: RAA	
1,2-Dibromoethane (EDB)	ND	0.50		mg/L	200	5/22/2017 1:55:00 PM	R42948
Naphthalene	ND	0.40		mg/L	200	5/22/2017 1:55:00 PM	R42948
1-Methylnaphthalene	ND	0.60		mg/L	200	5/22/2017 1:55:00 PM	R42948
2-Methylnaphthalene	ND	0.60		mg/L	200	5/22/2017 1:55:00 PM	R42948
Acetone	ND	2.0		mg/L	200	5/22/2017 1:55:00 PM	R42948
Bromobenzene	ND	0.20		mg/L	200	5/22/2017 1:55:00 PM	R42948
Bromodichloromethane	ND	0.20		mg/L	200	5/22/2017 1:55:00 PM	R42948
Bromoform	ND	0.20		mg/L	200	5/22/2017 1:55:00 PM	R42948
Bromomethane	ND	0.60		mg/L	200	5/22/2017 1:55:00 PM	R42948
2-Butanone	ND	2.0		mg/L	200	5/22/2017 1:55:00 PM	R42948
Carbon disulfide	ND	2.0		mg/L	200	5/22/2017 1:55:00 PM	R42948
Carbon Tetrachloride	ND	0.20		mg/L	200	5/22/2017 1:55:00 PM	R42948
Chlorobenzene	ND	0.20		mg/L	200	5/22/2017 1:55:00 PM	R42948
Chloroethane	ND	0.40		mg/L	200	5/22/2017 1:55:00 PM	R42948
Chloroform	ND	0.20		mg/L	200	5/22/2017 1:55:00 PM	R42948
Chloromethane	ND	0.60		mg/L	200	5/22/2017 1:55:00 PM	R42948
2-Chlorotoluene	ND	0.20		mg/L	200	5/22/2017 1:55:00 PM	R42948
4-Chlorotoluene	ND	0.20		mg/L	200	5/22/2017 1:55:00 PM	R42948
cis-1,2-DCE	ND	0.20		mg/L	200	5/22/2017 1:55:00 PM	R42948
cis-1,3-Dichloropropene	ND	0.20		mg/L	200	5/22/2017 1:55:00 PM	R42948
1,2-Dibromo-3-chloropropane	ND	0.40		mg/L	200	5/22/2017 1:55:00 PM	R42948
Dibromochloromethane	ND	0.20		mg/L	200	5/22/2017 1:55:00 PM	R42948
Dibromomethane	ND	0.20		mg/L	200	5/22/2017 1:55:00 PM	R42948
1,2-Dichlorobenzene	ND	0.20		mg/L	200	5/22/2017 1:55:00 PM	R42948
1,3-Dichlorobenzene	ND	0.20		mg/L	200	5/22/2017 1:55:00 PM	R42948
1,4-Dichlorobenzene	ND	0.20		mg/L	200	5/22/2017 1:55:00 PM	R42948
Dichlorodifluoromethane	ND	0.20		mg/L	200	5/22/2017 1:55:00 PM	R42948
1,1-Dichloroethane	ND	0.20		mg/L	200	5/22/2017 1:55:00 PM	R42948
1,1-Dichloroethene	ND	0.20		mg/L	200	5/22/2017 1:55:00 PM	R42948
1,2-Dichloropropane	ND	0.20		mg/L	200	5/22/2017 1:55:00 PM	R42948
1,3-Dichloropropane	ND	0.20		mg/L	200	5/22/2017 1:55:00 PM	R42948
2,2-Dichloropropane	ND	0.40		mg/L	200	5/22/2017 1:55:00 PM	R42948
1,1-Dichloropropene	ND	0.20		mg/L	200	5/22/2017 1:55:00 PM	R42948
Hexachlorobutadiene	ND	0.20		mg/L	200	5/22/2017 1:55:00 PM	R42948
2-Hexanone	ND	2.0		mg/L	200	5/22/2017 1:55:00 PM	R42948
Isopropylbenzene	ND	0.20		mg/L	200	5/22/2017 1:55:00 PM	R42948
4-Isopropyltoluene	ND	0.20		mg/L	200	5/22/2017 1:55:00 PM	R42948
4-Methyl-2-pentanone	ND	2.0		mg/L	200	5/22/2017 1:55:00 PM	R42948
Methylene Chloride	ND	0.60		mg/L	200	5/22/2017 1:55:00 PM	R42948

Refer to the QC Summary report and sample login checklist for flagged QC data and preservation information.

Qualifiers:
- * Value exceeds Maximum Contaminant Level.
- D Sample Diluted Due to Matrix
- H Holding times for preparation or analysis exceeded
- ND Not Detected at the Reporting Limit
- R RPD outside accepted recovery limits
- S % Recovery outside of range due to dilution or matrix
- B Analyte detected in the associated Method Blank
- E Value above quantitation range
- J Analyte detected below quantitation limits
- P Sample pH Not In Range
- RL Reporting Detection Limit
- W Sample container temperature is out of limit as specified

---

Analytical Report
Lab Order 1705955
Date Reported: 6/7/2017

Hall Environmental Analysis Laboratory, Inc.

CLIENT: Souder, Miller and Associates — **Client Sample ID:** Manzanares BGT
Project: Manzanares SJ — **Collection Date:** 5/17/2017 12:52:00 PM
Lab ID: 1705955-001 — **Matrix:** AQUEOUS — **Received Date:** 5/18/2017 6:45:00 AM

Analyses	Result	PQL	Qual	Units	DF	Date Analyzed	Batch
EPA METHOD 8260B: VOLATILES						Analyst: RAA	
n-Butylbenzene	ND	0.60		mg/L	200	5/22/2017 1:55:00 PM	R42948
n-Propylbenzene	ND	0.20		mg/L	200	5/22/2017 1:55:00 PM	R42948
sec-Butylbenzene	ND	0.20		mg/L	200	5/22/2017 1:55:00 PM	R42948
Styrene	ND	0.20		mg/L	200	5/22/2017 1:55:00 PM	R42948
tert-Butylbenzene	ND	0.20		mg/L	200	5/22/2017 1:55:00 PM	R42948
1,1,1,2-Tetrachloroethane	ND	0.20		mg/L	200	5/22/2017 1:55:00 PM	R42948
1,1,2,2-Tetrachloroethane	ND	0.40		mg/L	200	5/22/2017 1:55:00 PM	R42948
Tetrachloroethene (PCE)	ND	0.20		mg/L	200	5/22/2017 1:55:00 PM	R42948
trans-1,2-DCE	ND	0.20		mg/L	200	5/22/2017 1:55:00 PM	R42948
trans-1,3-Dichloropropene	ND	0.20		mg/L	200	5/22/2017 1:55:00 PM	R42948
1,2,3-Trichlorobenzene	ND	0.20		mg/L	200	5/22/2017 1:55:00 PM	R42948
1,2,4-Trichlorobenzene	ND	0.20		mg/L	200	5/22/2017 1:55:00 PM	R42948
1,1,1-Trichloroethane	ND	0.20		mg/L	200	5/22/2017 1:55:00 PM	R42948
1,1,2-Trichloroethane	ND	0.20		mg/L	200	5/22/2017 1:55:00 PM	R42948
Trichloroethene (TCE)	ND	0.20		mg/L	200	5/22/2017 1:55:00 PM	R42948
Trichlorofluoromethane	ND	0.20		mg/L	200	5/22/2017 1:55:00 PM	R42948
1,2,3-Trichloropropane	ND	0.40		mg/L	200	5/22/2017 1:55:00 PM	R42948
Vinyl chloride	ND	0.20		mg/L	200	5/22/2017 1:55:00 PM	R42948
Xylenes, Total	ND	0.30		mg/L	200	5/22/2017 1:55:00 PM	R42948
Surr: 1,2-Dichloroethane-d4	105	70-130		%Rec	200	5/22/2017 1:55:00 PM	R42948
Surr: 4-Bromofluorobenzene	106	70-130		%Rec	200	5/22/2017 1:55:00 PM	R42948
Surr: Dibromofluoromethane	110	70-130		%Rec	200	5/22/2017 1:55:00 PM	R42948
Surr: Toluene-d8	103	70-130		%Rec	200	5/22/2017 1:55:00 PM	R42948

Refer to the QC Summary report and sample login checklist for flagged QC data and preservation information.

Qualifiers:
- * Value exceeds Maximum Contaminant Level.
- D Sample Diluted Due to Matrix
- H Holding times for preparation or analysis exceeded
- ND Not Detected at the Reporting Limit
- R RPD outside accepted recovery limits
- S % Recovery outside of range due to dilution or matrix
- B Analyte detected in the associated Method Blank
- E Value above quantitation range
- J Analyte detected below quantitation limits
- P Sample pH Not In Range
- RL Reporting Detection Limit
- W Sample container temperature is out of limit as specified

QC SUMMARY REPORT
Hall Environmental Analysis Laboratory, Inc.

WO#: 1705955
07-Jun-17

Client: Souder, Miller and Associates
Project: Manzanares SJ

Sample ID: 100ng lcs | SampType: LCS4 | TestCode: EPA Method 8260B: VOLATILES
Client ID: BatchQC | Batch ID: R42948 | RunNo: 42948
Prep Date: | Analysis Date: 5/22/2017 | SeqNo: 1351501 | Units: µg/L

Analyte	Result	PQL	SPK value	SPK Ref Val	%REC	LowLimit	HighLimit	%RPD	RPDLimit	Qual
Benzene	19	1.0	20.00	0	94.8	70	130			
Toluene	20	1.0	20.00	0	101	70	130			
Ethylbenzene	21	1.0	20.00	0	104	70	130			
Methyl tert-butyl ether (MTBE)	35	1.0	40.00	0	88.3	70	130			
1,2,4-Trimethylbenzene	20	1.0	20.00	0	102	70	130			
1,3,5-Trimethylbenzene	20	1.0	20.00	0	99.4	70	130			
1,2-Dichloroethane (EDC)	18	1.0	20.00	0	90.6	62.2	140			
1,2-Dibromoethane (EDB)	19	1.0	20.00	0	95.2	70	130			
Naphthalene	18	2.0	20.00	0	87.8	70	130			
1-Methylnaphthalene	17	4.0	20.00	0	85.0	60	140			
2-Methylnaphthalene	14	4.0	20.00	0	67.6	60	140			
Acetone	36	10	40.00	0	90.4	60	140			
Bromobenzene	20	1.0	20.00	0	102	70	130			
Bromodichloromethane	19	1.0	20.00	0	96.3	70	130			
Bromoform	20	1.0	20.00	0	97.7	70	130			
Bromomethane	19	3.0	20.00	0	93.6	60	140			
2-Butanone	39	10	40.00	0	98.4	60	140			
Carbon disulfide	36	10	40.00	0	91.0	60	140			
Carbon Tetrachloride	19	1.0	20.00	0	96.1	70	130			
Chlorobenzene	21	1.0	20.00	0	104	70	130			
Chloroethane	19	2.0	20.00	0	96.9	60	140			
Chloroform	19	1.0	20.00	0	96.3	70	130			
Chloromethane	17	3.0	20.00	0	83.1	60	140			
2-Chlorotoluene	20	1.0	20.00	0	100	70	130			
4-Chlorotoluene	20	1.0	20.00	0	100	70	130			
cis-1,2-DCE	19	1.0	20.00	0	94.5	70	130			
cis-1,3-Dichloropropene	18	1.0	20.00	0	88.0	70	130			
1,2-Dibromo-3-chloropropane	18	2.0	20.00	0	90.7	70	130			
Dibromochloromethane	19	1.0	20.00	0	94.2	70	130			
Dibromomethane	19	1.0	20.00	0	93.5	70	130			
1,2-Dichlorobenzene	20	1.0	20.00	0	99.9	70	130			
1,3-Dichlorobenzene	21	1.0	20.00	0	103	70	130			
1,4-Dichlorobenzene	21	1.0	20.00	0	103	87.2	141			
Dichlorodifluoromethane	20	1.0	20.00	0	100	60	140			
1,1-Dichloroethane	19	1.0	20.00	0	92.6	52.6	157			
1,1-Dichloroethene	19	1.0	20.00	0	92.7	70	130			
1,2-Dichloroethane	18	1.0	20.00	0	91.5	63.7	138			
1,3-Dichloropropane	19	1.0	20.00	0	94.1	70	130			
2,2-Dichloropropane	18	2.0	20.00	0	90.7	70	130			

Qualifiers:
- * Value exceeds Maximum Contaminant Level.
- D Sample Diluted Due to Matrix
- H Holding times for preparation or analysis exceeded
- ND Not Detected at the Reporting Limit
- R RPD outside accepted recovery limits
- S % Recovery outside of range due to dilution or matrix
- B Analyte detected in the associated Method Blank
- E Value above quantitation range
- J Analyte detected below quantitation limits
- P Sample pH Not In Range
- RL Reporting Detection Limit
- W Sample container temperature is out of limit as specified

QC SUMMARY REPORT
Hall Environmental Analysis Laboratory, Inc.

WO#: 1705955
07-Jun-17

Client: Souder, Miller and Associates
Project: Manzanares SJ

Sample ID: 100ng lcs | SampType: LCS4 | TestCode: EPA Method 8260B: VOLATILES
Client ID: BatchQC | Batch ID: R42948 | RunNo: 42948
Prep Date: | Analysis Date: 5/22/2017 | SeqNo: 1351501 | Units: µg/L

Analyte	Result	PQL	SPK value	SPK Ref Val	%REC	LowLimit	HighLimit	%RPD	RPDLimit	Qual
1,1-Dichloropropene	19	1.0	20.00	0	93.4	70	130			
Hexachlorobutadiene	19	1.0	20.00	0	92.9	70	130			
2-Hexanone	34	10	40.00	0	84.8	60	140			
Isopropylbenzene	20	1.0	20.00	0	102	70	130			
4-Isopropyltoluene	21	1.0	20.00	0	104	70	130			
4-Methyl-2-pentanone	32	10	40.00	0	80.8	60	140			
Methylene Chloride	18	3.0	20.00	0	90.1	70	130			
n-Butylbenzene	20	3.0	20.00	0	98.2	70	130			
n-Propylbenzene	20	1.0	20.00	0	100	70	130			
sec-Butylbenzene	20	1.0	20.00	0	100	70	130			
Styrene	19	1.0	20.00	0	92.9	70	130			
tert-Butylbenzene	20	1.0	20.00	0	102	70	130			
1,1,1,2-Tetrachloroethane	20	1.0	20.00	0	99.7	70	130			
1,1,2,2-Tetrachloroethane	20	2.0	20.00	0	97.5	65.8	133			
Tetrachloroethene (PCE)	21	1.0	20.00	0	106	70	130			
trans-1,2-DCE	19	1.0	20.00	0	93.5	70	130			
trans-1,3-Dichloropropene	18	1.0	20.00	0	91.2	70	130			
1,2,3-Trichlorobenzene	18	1.0	20.00	0	91.7	70	130			
1,2,4-Trichlorobenzene	19	1.0	20.00	0	94.6	70	130			
1,1,1-Trichloroethane	19	1.0	20.00	0	94.5	70	130			
1,1,2-Trichloroethane	19	1.0	20.00	0	95.1	70	130			
Trichloroethene (TCE)	18	1.0	20.00	0	95.6	70	130			
Trichlorofluoromethane	19	1.0	20.00	0	96.0	70	130			
1,2,3-Trichloropropane	19	2.0	20.00	0	95.1	69.7	129			
Vinyl chloride	18	1.0	20.00	0	90.5	70	130			
Xylenes, Total	61	1.5	60.00	0	101	70	130			
Surr: 1,2-Dichloroethane-d4	9.1		10.00		90.9	70	130			
Surr: 4-Bromofluorobenzene	10		10.00		103	70	130			
Surr: Dibromofluoromethane	9.9		10.00		99.2	70	130			
Surr: Toluene-d8	10		10.00		105	70	130			

Sample ID: RB | SampType: MBLK | TestCode: EPA Method 8260B: VOLATILES
Client ID: PBW | Batch ID: R42948 | RunNo: 42948
Prep Date: | Analysis Date: 5/22/2017 | SeqNo: 1352107 | Units: µg/L

Analyte	Result	PQL	SPK value	SPK Ref Val	%REC	LowLimit	HighLimit	%RPD	RPDLimit	Qual
Benzene	ND	1.0								
Toluene	ND	1.0								
Ethylbenzene	ND	1.0								

Qualifiers:
- * Value exceeds Maximum Contaminant Level.
- D Sample Diluted Due to Matrix
- H Holding times for preparation or analysis exceeded
- ND Not Detected at the Reporting Limit
- R RPD outside accepted recovery limits
- S % Recovery outside of range due to dilution or matrix
- B Analyte detected in the associated Method Blank
- E Value above quantitation range
- J Analyte detected below quantitation limits
- P Sample pH Not In Range
- RL Reporting Detection Limit
- W Sample container temperature is out of limit as specified

QC SUMMARY REPORT
Hall Environmental Analysis Laboratory, Inc.

WO#: 1705955
07-Jun-17

Client: Souder, Miller and Associates
Project: Manzanares SJ

Sample ID: RB | SampType: MBLK | TestCode: EPA Method 8260B: VOLATILES
Client ID: PBW | Batch ID: R42948 | RunNo: 42948
Prep Date: | Analysis Date: 5/22/2017 | SeqNo: 1352107 | Units: µg/L

Analyte	Result	PQL	SPK value	SPK Ref Val	%REC	LowLimit	HighLimit	%RPD	RPDLimit	Qual
Methyl tert-butyl ether (MTBE)	ND	1.0								
1,2,4-Trimethylbenzene	ND	1.0								
1,3,5-Trimethylbenzene	ND	1.0								
1,2-Dichloroethane (EDC)	ND	1.0								
1,2-Dibromoethane (EDB)	ND	1.0								
Naphthalene	ND	2.0								
1-Methylnaphthalene	ND	4.0								
2-Methylnaphthalene	ND	4.0								
Acetone	ND	10								
Bromobenzene	ND	1.0								
Bromodichloromethane	ND	1.0								
Bromoform	ND	1.0								
Bromomethane	ND	3.0								
2-Butanone	ND	10								
Carbon disulfide	ND	10								
Carbon Tetrachloride	ND	1.0								
Chlorobenzene	ND	1.0								
Chloroethane	ND	2.0								
Chloroform	ND	1.0								
Chloromethane	ND	3.0								
2-Chlorotoluene	ND	1.0								
4-Chlorotoluene	ND	1.0								
cis-1,2-DCE	ND	1.0								
cis-1,3-Dichloropropene	ND	1.0								
1,2-Dibromo-3-chloropropane	ND	2.0								
Dibromochloromethane	ND	1.0								
Dibromomethane	ND	1.0								
1,2-Dichlorobenzene	ND	1.0								
1,3-Dichlorobenzene	ND	1.0								
1,4-Dichlorobenzene	ND	1.0								
Dichlorodifluoromethane	ND	1.0								
1,1-Dichloroethane	ND	1.0								
1,1-Dichloroethene	ND	1.0								
1,2-Dichloropropane	ND	1.0								
1,3-Dichloropropane	ND	1.0								
2,2-Dichloropropane	ND	2.0								
1,1-Dichloropropene	ND	1.0								
Hexachlorobutadiene	ND	1.0								
2-Hexanone	ND	10								

Qualifiers:
- * Value exceeds Maximum Contaminant Level.
- D Sample Diluted Due to Matrix
- H Holding times for preparation or analysis exceeded
- ND Not Detected at the Reporting Limit
- R RPD outside accepted recovery limits
- S % Recovery outside of range due to dilution or matrix
- B Analyte detected in the associated Method Blank
- E Value above quantitation range
- J Analyte detected below quantitation limits
- P Sample pH Not In Range
- RL Reporting Detection Limit
- W Sample container temperature is out of limit as specified

QC SUMMARY REPORT
Hall Environmental Analysis Laboratory, Inc.

WO#: 1705955
07-Jun-17

Client: Souder, Miller and Associates
Project: Manzanares SJ

Sample ID: RB | SampType: MBLK | TestCode: EPA Method 8260B: VOLATILES
Client ID: PBW | Batch ID: R42948 | RunNo: 42948
Prep Date: | Analysis Date: 5/22/2017 | SeqNo: 1352107 | Units: µg/L

Analyte	Result	PQL	SPK value	SPK Ref Val	%REC	LowLimit	HighLimit	%RPD	RPDLimit	Qual
Isopropylbenzene	ND	1.0								
4-Isopropyltoluene	ND	1.0								
4-Methyl-2-pentanone	ND	10								
Methylene Chloride	ND	3.0								
n-Butylbenzene	ND	3.0								
n-Propylbenzene	ND	1.0								
sec-Butylbenzene	ND	1.0								
Styrene	ND	1.0								
tert-Butylbenzene	ND	1.0								
1,1,1,2-Tetrachloroethane	ND	1.0								
1,1,2,2-Tetrachloroethane	ND	2.0								
Tetrachloroethene (PCE)	ND	1.0								
trans-1,2-DCE	ND	1.0								
trans-1,3-Dichloropropene	ND	1.0								
1,2,3-Trichlorobenzene	ND	1.0								
1,2,4-Trichlorobenzene	ND	1.0								
1,1,1-Trichloroethane	ND	1.0								
1,1,2-Trichloroethane	ND	1.0								
Trichloroethene (TCE)	ND	1.0								
Trichlorofluoromethane	ND	1.0								
1,2,3-Trichloropropane	ND	2.0								
Vinyl chloride	ND	1.0								
Xylenes, Total	ND	1.5								
Surr: 1,2-Dichloroethane-d4	9.9		10.00		98.7	70	130			
Surr: 4-Bromofluorobenzene	10		10.00		104	70	130			
Surr: Dibromofluoromethane	11		10.00		107	70	130			
Surr: Toluene-d8	10		10.00		103	70	130			

Qualifiers:
- * Value exceeds Maximum Contaminant Level.
- D Sample Diluted Due to Matrix
- H Holding times for preparation or analysis exceeded
- ND Not Detected at the Reporting Limit
- R RPD outside accepted recovery limits
- S % Recovery outside of range due to dilution or matrix
- B Analyte detected in the associated Method Blank
- E Value above quantitation range
- J Analyte detected below quantitation limits
- P Sample pH Not In Range
- RL Reporting Detection Limit
- W Sample container temperature is out of limit as specified

QC SUMMARY REPORT
Hall Environmental Analysis Laboratory, Inc.

WO#: 1705955
07-Jun-17

Client: Souder, Miller and Associates
Project: Manzanares SJ

Sample ID: lcs-31811 SampType: LCS TestCode: EPA Method 8270C: PAHs
Client ID: LCSW Batch ID: 31811 RunNo: 43049
Prep Date: 5/18/2017 Analysis Date: 5/24/2017 SeqNo: 1354630 Units: µg/L

Analyte	Result	PQL	SPK value	SPK Ref Val	%REC	LowLimit	HighLimit	%RPD	RPDLimit	Qual
Naphthalene	15	0.50	20.00	0	75.9	37.4	120			
1-Methylnaphthalene	15	0.50	20.00	0	74.8	39.3	121			
2-Methylnaphthalene	15	0.50	20.00	0	72.7	37.9	122			
Acenaphthylene	17	0.50	20.00	0	82.8	37	124			
Acenaphthene	17	0.50	20.00	0	83.7	35.6	123			
Fluorene	17	0.50	20.00	0	84.0	35.2	122			
Phenanthrene	18	0.50	20.00	0	88.1	34.4	135			
Anthracene	18	0.50	20.00	0	90.1	37.5	125			
Fluoranthene	18	0.50	20.00	0	89.2	37.4	131			
Pyrene	17	0.50	20.00	0	86.8	27.5	140			
Benz(a)anthracene	18	0.50	20.00	0	87.5	25.4	141			
Chrysene	17	0.50	20.00	0	83.7	33.6	155			
Benzo(b)fluoranthene	17	0.50	20.00	0	83.8	39	153			
Benzo(k)fluoranthene	17	0.50	20.00	0	86.2	38	154			
Benzo(a)pyrene	17	0.50	20.00	0	84.9	38.6	153			
Dibenz(a,h)anthracene	18	0.50	20.00	0	87.6	39.7	155			
Benzo(g,h,i)perylene	17	0.50	20.00	0	86.5	39.6	154			
Indeno(1,2,3-cd)pyrene	17	0.50	20.00	0	84.5	19.1	153			
Surr: N-hexadecane	81		87.60		92.1	15	178			
Surr: Benzo(e)pyrene	21		20.00		106	15	198			

Sample ID: lcsd-31811 SampType: LCSD TestCode: EPA Method 8270C: PAHs
Client ID: LCSS02 Batch ID: 31811 RunNo: 43049
Prep Date: 5/18/2017 Analysis Date: 5/24/2017 SeqNo: 1354632 Units: µg/L

Analyte	Result	PQL	SPK value	SPK Ref Val	%REC	LowLimit	HighLimit	%RPD	RPDLimit	Qual
Naphthalene	15	0.50	20.00	0	72.6	37.4	120	4.44	20	
1-Methylnaphthalene	16	0.50	20.00	0	73.4	39.3	121	1.89	26.9	
2-Methylnaphthalene	13	0.50	20.00	0	65.5	37.9	122	10.4	23.8	
Acenaphthylene	18	0.50	20.00	0	90.7	37	124	2.57	28.6	
Acenaphthene	18	0.50	20.00	0	81.4	35.6	123	2.79	27	
Fluorene	16	0.50	20.00	0	80.8	35.2	122	3.88	25.7	
Phenanthrene	16	0.50	20.00	0	79.7	34.4	122	11.1	20	
Anthracene	16	0.50	20.00	0	80.5	37.5	125	11.3	21.2	
Fluoranthene	16	0.50	20.00	0	77.6	37.4	131	13.9	21.8	
Pyrene	16	0.50	20.00	0	80.8	27.5	140	7.16	31.1	
Benz(a)anthracene	16	0.50	20.00	0	78.5	25.4	141	10.8	26.6	
Chrysene	18	0.50	20.00	0	77.9	33.6	155	7.18	21.2	
Benzo(b)fluoranthene	16	0.50	20.00	0	76.1	39	153	7.04	20	

Qualifiers:
- * Value exceeds Maximum Contaminant Level.
- D Sample Diluted Due to Matrix
- H Holding times for preparation or analysis exceeded
- ND Not Detected at the Reporting Limit
- R RPD outside accepted recovery limits
- S % Recovery outside of range due to dilution or matrix
- B Analyte detected in the associated Method Blank
- E Value above quantitation range
- J Analyte detected below quantitation limits
- P Sample pH Not In Range
- RL Reporting Detection Limit
- W Sample container temperature is out of limit as specified

QC SUMMARY REPORT
Hall Environmental Analysis Laboratory, Inc.

WO#: 1705955
07-Jun-17

Client: Souder, Miller and Associates
Project: Manzanares SJ

Sample ID: lcsd-31811 SampType: LCSD TestCode: EPA Method 8270C: PAHs
Client ID: LCSS02 Batch ID: 31811 RunNo: 43049
Prep Date: 5/18/2017 Analysis Date: 5/24/2017 SeqNo: 1354633 Units: µg/L

Analyte	Result	PQL	SPK value	SPK Ref Val	%REC	LowLimit	HighLimit	%RPD	RPDLimit	Qual
Benzo(b)fluoranthene	17	0.50	20.00	0	85.3	38	154	1.05	21	
Benzo(a)pyrene	16	0.50	20.00	0	81.6	38.6	153	3.96	24.8	
Dibenz(a,h)anthracene	16	0.50	20.00	0	81.2	39.7	155	7.58	26	
Benzo(g,h,i)perylene	16	0.50	20.00	0	81.2	39.6	154	6.44	20	
Indeno(1,2,3-cd)pyrene	16	0.50	20.00	0	78.7	19.1	153	7.11	20	
Surr: N-hexadecane	74		87.60		84.1	15	178	0	0	
Surr: Benzo(e)pyrene	18		20.00		92.1	15	198	0	0	

Sample ID: mb-31811 SampType: MBLK TestCode: EPA Method 8270C: PAHs
Client ID: PBW Batch ID: 31811 RunNo: 43049
Prep Date: 5/18/2017 Analysis Date: 5/24/2017 SeqNo: 1354634 Units: µg/L

Analyte	Result	PQL	SPK value	SPK Ref Val	%REC	LowLimit	HighLimit	%RPD	RPDLimit	Qual
Naphthalene	ND	0.50								
1-Methylnaphthalene	ND	0.50								
2-Methylnaphthalene	ND	0.50								
Acenaphthylene	ND	0.50								
Acenaphthene	ND	0.50								
Fluorene	ND	0.50								
Phenanthrene	ND	0.50								
Anthracene	ND	0.50								
Fluoranthene	ND	0.50								
Pyrene	ND	0.50								
Benz(a)anthracene	ND	0.50								
Chrysene	ND	0.50								
Benzo(b)fluoranthene	ND	0.50								
Benzo(k)fluoranthene	ND	0.50								
Benzo(a)pyrene	ND	0.50								
Dibenz(a,h)anthracene	ND	0.50								
Benzo(g,h,i)perylene	ND	0.50								
Indeno(1,2,3-cd)pyrene	ND	0.50								
Surr: N-hexadecane	68		87.60		77.3	15	178			
Surr: Benzo(e)pyrene	18		20.00		90.1	15	198			

Qualifiers:
- * Value exceeds Maximum Contaminant Level.
- D Sample Diluted Due to Matrix
- H Holding times for preparation or analysis exceeded
- ND Not Detected at the Reporting Limit
- R RPD outside accepted recovery limits
- S % Recovery outside of range due to dilution or matrix
- B Analyte detected in the associated Method Blank
- E Value above quantitation range
- J Analyte detected below quantitation limits
- P Sample pH Not In Range
- RL Reporting Detection Limit
- W Sample container temperature is out of limit as specified

QC SUMMARY REPORT
Hall Environmental Analysis Laboratory, Inc.

WO#: 1705955
07-Jun-17

Client: Souder, Miller and Associates
Project: Manzanares SJ

Sample ID: MB-32032 SampType: MBLK TestCode: EPA Method 7470: Mercury
Client ID: PBW Batch ID: 32032 RunNo: 43161
Prep Date: 5/31/2017 Analysis Date: 5/31/2017 SeqNo: 1358624 Units: mg/L

Analyte	Result	PQL	SPK value	SPK Ref Val	%REC	LowLimit	HighLimit	%RPD	RPDLimit	Qual
Mercury	ND	0.00020								

Sample ID: LCS-32032 SampType: LCS TestCode: EPA Method 7470: Mercury
Client ID: LCSW Batch ID: 32032 RunNo: 43161
Prep Date: 5/31/2017 Analysis Date: 5/31/2017 SeqNo: 1358625 Units: mg/L

Analyte	Result	PQL	SPK value	SPK Ref Val	%REC	LowLimit	HighLimit	%RPD	RPDLimit	Qual
Mercury	0.0049	0.00020	0.005000	0	98.0	80	120			

Sample ID: 1705955-001CMS SampType: MS TestCode: EPA Method 7470: Mercury
Client ID: Manzanares BGT Batch ID: 32032 RunNo: 43161
Prep Date: 5/31/2017 Analysis Date: 5/31/2017 SeqNo: 1358632 Units: mg/L

Analyte	Result	PQL	SPK value	SPK Ref Val	%REC	LowLimit	HighLimit	%RPD	RPDLimit	Qual
Mercury	0.0050	0.00020	0.005000	0.0002914	95.7	75	125			

Sample ID: 1705955-001CMSD SampType: MSD TestCode: EPA Method 7470: Mercury
Client ID: Manzanares BGT Batch ID: 32032 RunNo: 43161
Prep Date: 5/31/2017 Analysis Date: 5/31/2017 SeqNo: 1358633 Units: mg/L

Analyte	Result	PQL	SPK value	SPK Ref Val	%REC	LowLimit	HighLimit	%RPD	RPDLimit	Qual
Mercury	0.0049	0.00020	0.005000	0.0002914	94.4	75	125	1.23	20	

Qualifiers:
- * Value exceeds Maximum Contaminant Level.
- D Sample Diluted Due to Matrix
- H Holding times for preparation or analysis exceeded
- ND Not Detected at the Reporting Limit
- R RPD outside accepted recovery limits
- S % Recovery outside of range due to dilution or matrix
- B Analyte detected in the associated Method Blank
- E Value above quantitation range
- J Analyte detected below quantitation limits
- P Sample pH Not In Range
- RL Reporting Detection Limit
- W Sample container temperature is out of limit as specified

QC SUMMARY REPORT
Hall Environmental Analysis Laboratory, Inc.

WO#: 1705955
07-Jun-17

Client: Souder, Miller and Associates
Project: Manzanares SJ

Sample ID: MB-31827 SampType: MBLK TestCode: EPA 6010B: Total Recoverable Metals
Client ID: PBW Batch ID: 31827 RunNo: 43047
Prep Date: 5/24/2017 Analysis Date: 5/25/2017 SeqNo: 1354689 Units: mg/L

Analyte	Result	PQL	SPK value	SPK Ref Val	%REC	LowLimit	HighLimit	%RPD	RPDLimit	Qual
Arsenic	ND	0.020								
Barium	ND	0.020								
Cadmium	ND	0.0020								
Chromium	ND	0.0060								
Lead	ND	0.0050								
Selenium	ND	0.050								
Silver	ND	0.0050								

Sample ID: LCS-31827 SampType: LCS TestCode: EPA 6010B: Total Recoverable Metals
Client ID: LCSW Batch ID: 31827 RunNo: 43047
Prep Date: 5/24/2017 Analysis Date: 5/25/2017 SeqNo: 1354690 Units: mg/L

Analyte	Result	PQL	SPK value	SPK Ref Val	%REC	LowLimit	HighLimit	%RPD	RPDLimit	Qual
Arsenic	0.50	0.020	0.5000	0	99.6	80	120			
Barium	0.49	0.020	0.5000	0	98.7	80	120			
Cadmium	0.49	0.0020	0.5000	0	98.0	80	120			
Chromium	0.49	0.0060	0.5000	0	97.5	80	120			
Lead	0.49	0.0050	0.5000	0	97.6	80	120			
Selenium	0.50	0.050	0.5000	0	100	80	120			
Silver	0.10	0.0050	0.1000	0	100	80	120			

Qualifiers:
- * Value exceeds Maximum Contaminant Level.
- D Sample Diluted Due to Matrix
- H Holding times for preparation or analysis exceeded
- ND Not Detected at the Reporting Limit
- R RPD outside accepted recovery limits
- S % Recovery outside of range due to dilution or matrix
- B Analyte detected in the associated Method Blank
- E Value above quantitation range
- J Analyte detected below quantitation limits
- P Sample pH Not In Range
- RL Reporting Detection Limit
- W Sample container temperature is out of limit as specified

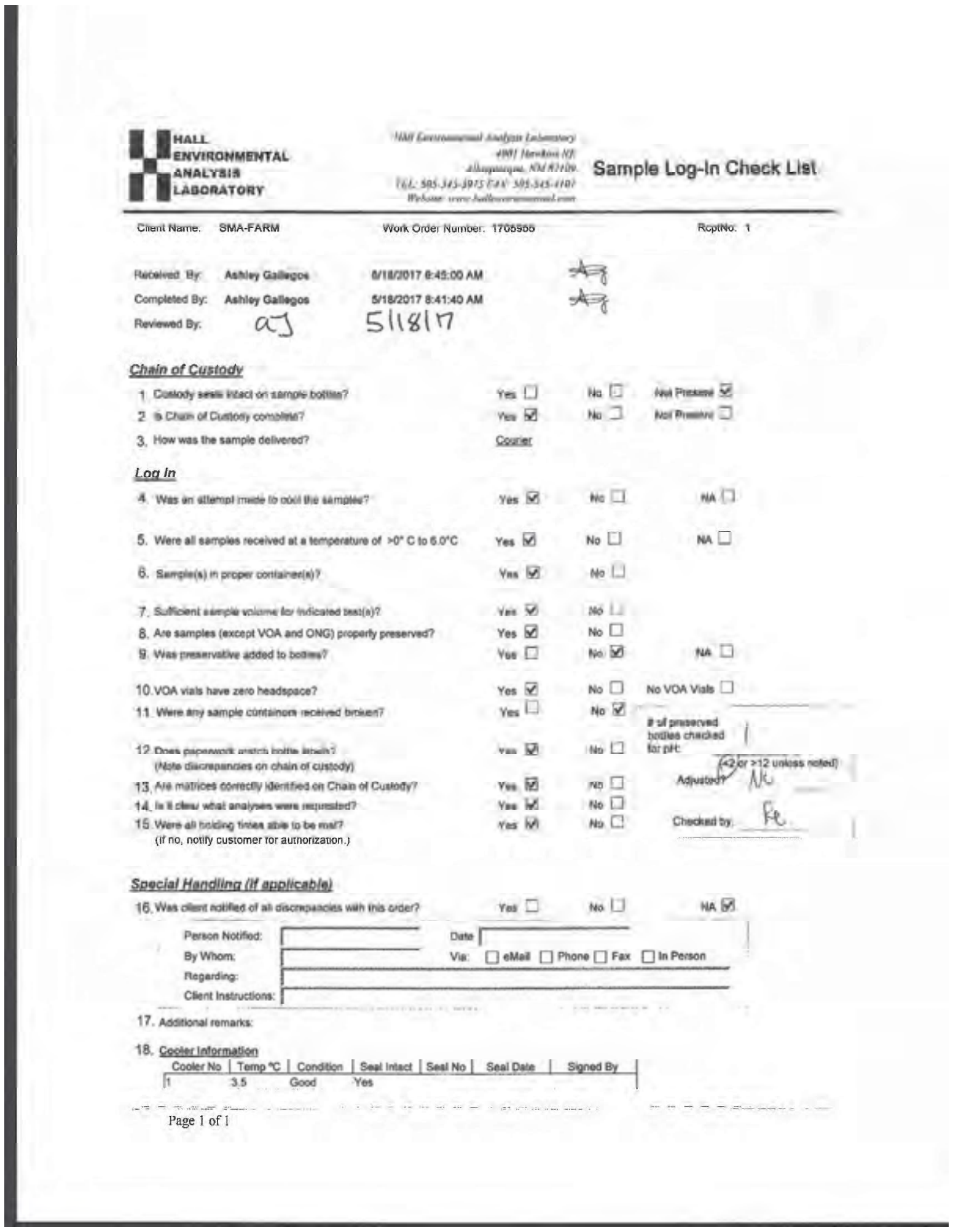

HALL ENVIRONMENTAL ANALYSIS LABORATORY

Hall Environmental Analysis Laboratory
4901 Hawkins NE
Albuquerque, NM 87109
TEL: 505-345-3975 FAX: 505-345-4107
Website: www.hallenvironmental.com

Sample Log-In Check List

Client Name: SMA-FARM   Work Order Number: 1705955   RcptNo: 1

Received By:	Ashley Gallegos	5/18/2017 8:45:00 AM	AG
Completed By:	Ashley Gallegos	5/18/2017 8:41:40 AM	AG
Reviewed By:	aJ	5/18/17	

Chain of Custody

1. Custody seals intact on sample bottles? Yes ☐ No ☐ Not Present ☑
2. Is Chain of Custody complete? Yes ☑ No ☐ Not Present ☐
3. How was the sample delivered? Courier

Log In

4. Was an attempt made to cool the samples? Yes ☑ No ☐ NA ☐
5. Were all samples received at a temperature of >0° C to 6.0°C Yes ☑ No ☐ NA ☐
6. Sample(s) in proper container(s)? Yes ☑ No ☐
7. Sufficient sample volume for indicated test(s)? Yes ☑ No ☐
8. Are samples (except VOA and ONG) properly preserved? Yes ☑ No ☐
9. Was preservative added to bottles? Yes ☐ No ☑ NA ☐
10. VOA vials have zero headspace? Yes ☑ No ☐ No VOA Vials ☐
11. Were any sample containers received broken? Yes ☐ No ☑
12. Does paperwork match bottle labels? Yes ☑ No ☐
(Note discrepancies on chain of custody)
13. Are matrices correctly identified on Chain of Custody? Yes ☑ No ☐
14. Is it clear what analyses were requested? Yes ☑ No ☐
15. Were all holding times able to be met? Yes ☑ No ☐
(If no, notify customer for authorization.)

# of preserved bottles checked for pH:
(<2 or >12 unless noted)
Adjusted? NO
Checked by: KC

Special Handling (if applicable)

16. Was client notified of all discrepancies with this order? Yes ☐ No ☐ NA ☑

Person Notified: Date
By Whom: Via: ☐ eMail ☐ Phone ☐ Fax ☐ In Person
Regarding:
Client Instructions:

17. Additional remarks:

18. Cooler Information

Cooler No	Temp °C	Condition	Seal Intact	Seal No	Seal Date	Signed By
1	3.5	Good	Yes			

Page 1 of 1

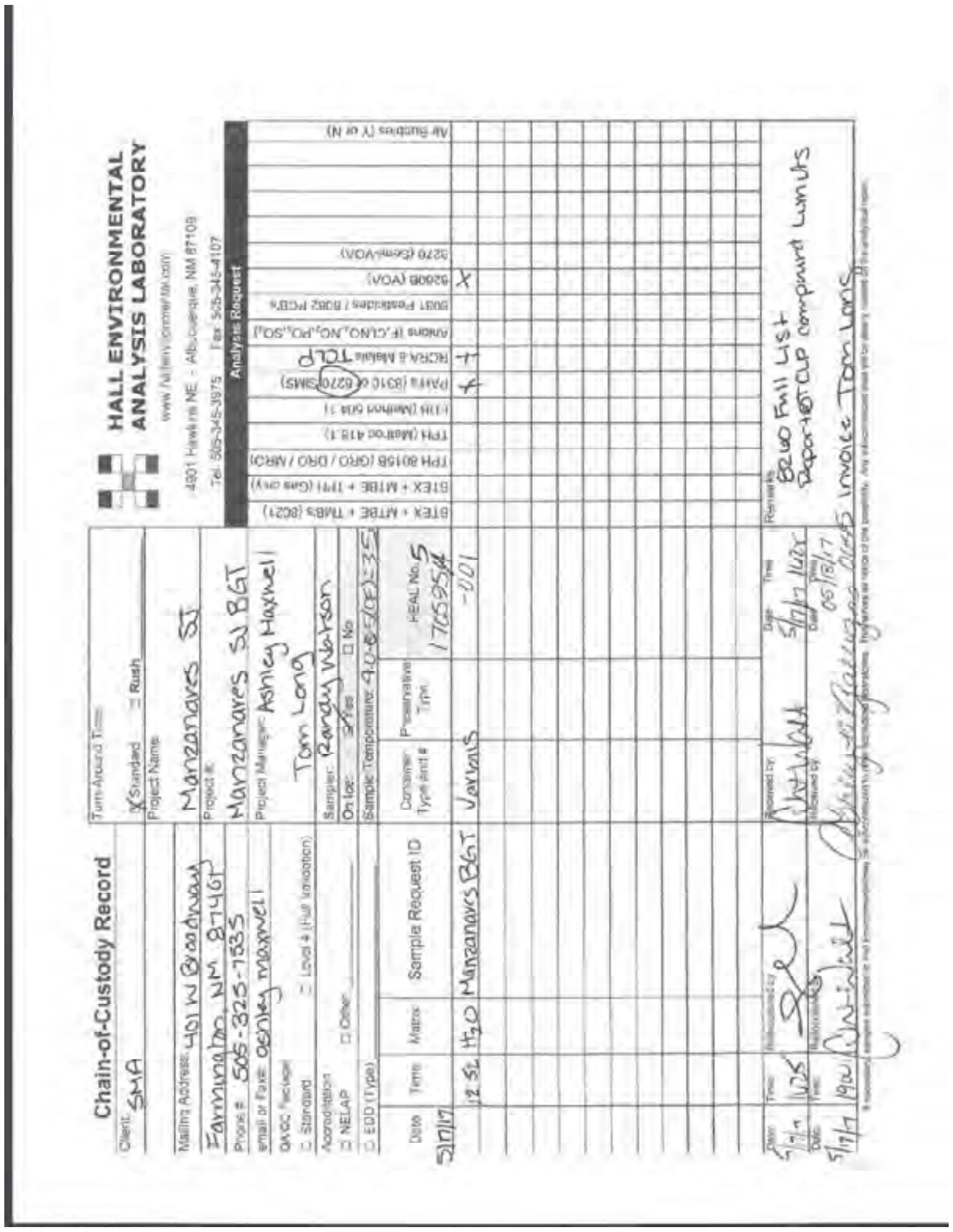

Chain-of-Custody Record

Client: SMA

Mailing Address: 401 W Broadway
Farmington, NM 87401
Phone #: 505-325-7535
email or Fax#: ashley maxwell
QA/QC Package:
☐ Standard ☐ Level 4 (Full Validation)
Accreditation:
☐ NELAP ☐ Other
☐ EDD (Type)

Turn-Around Time:
☒ Standard ☐ Rush
Project Name:
Manzanares SJ
Project #:
Manzanares SJ BGT
Project Manager: Ashley Maxwell
Tom Long
Sampler: Randy Watson
On Ice: ☒ Yes ☐ No
Sample Temperature: 4.0-0.5(CF)=3.5

HALL ENVIRONMENTAL ANALYSIS LABORATORY
www.hallenvironmental.com
4901 Hawkins NE - Albuquerque, NM 87109
Tel. 505-345-3975 Fax 505-345-4107

Date	Time	Matrix	Sample Request ID	Container Type and #	Preservative Type	HEAL No. 5 1705954	BTEX + MTBE + TMB's (8021)	BTEX + MTBE + TPH (Gas only)	TPH 8015B (GRO / DRO / MRO)	TPH (Method 418.1)	EDB (Method 504.1)	PAH's (8310 or 8270SIMS)	RCRA 8 Metals TCLP	Anions (F,Cl,NO_3,NO_2,PO_4,SO_4)	8081 Pesticides / 8082 PCB's	8260B (VOA)	8270 (Semi-VOA)					Air Bubbles (Y or N)
5/17/17	12:52	H_2O	Manzanares BGT	Various		-001						+	+			X						

Date:	Time:	Relinquished by:	Received by:	Date	Time
5/17/17	1425			5/17/17	1425
5/17/17	1900		Ashley Gallegos	05/18/17	0845

Remarks: 8260 Full List
Report ~~to~~ TCLP compound Limits
Invoice Tom Long

If necessary, samples submitted to Hall Environmental may be subcontracted to other accredited laboratories. This serves as notice of this possibility. Any sub-contracted data will be clearly notated on the analytical report.

2017

District I
1625 N. French Dr., Hobbs, NM 88240
District II
1301 W. Grand Avenue, Artesia, NM 88210
District III
1000 Rio Brazos Road, Aztec, NM 87410
District IV
1220 S. St. Francis Dr., Santa Fe, NM 87505

State of New Mexico
Energy Minerals and Natural Resources
Oil Conservation Division
1220 South St. Francis Dr.
Santa Fe, NM 87505

Form C-138
Revised 08/01/11

*Surface Waste Management Facility Operator and Generator shall maintain and make this documentation available for Division inspection.

REQUEST FOR APPROVAL TO ACCEPT SOLID WASTE

1. Generator Name and Address:
Enterprise Field Services, LLC, 614 Reilly Ave, Farmington NM 87401

2. Originating Site:
Buena Vista Compressor Station

3. Location of Material (Street Address, City, State or ULSTR):
UL B Section 13 Township 30 North Range 9 West; 36.8173489, -107.729996

4. Source and Description of Waste:
Source: Water/Oil from the Non Exempt WasteWater Tanks and from the compressor skid drains
Description: Non Exempt/Non Hazardous Water from the compressor skids.
Estimated Volume: 100 yd³ [✓ bbls] Known Volume (to be entered by the operator at the end of the haul) 467 yd³ [✓ bbls]

5. GENERATOR CERTIFICATION STATEMENT OF WASTE STATUS

I, Thomas Long Thomas Long, representative or authorized agent for Enterprise Products Operating do hereby
Generator Signature
certify that according to the Resource Conservation and Recovery Act (RCRA) and the US Environmental Protection Agency's July 1988 regulatory determination, the above described waste is: (Check the appropriate classification)

☐ RCRA Exempt: Oil field wastes generated from oil and gas exploration and production operations and are not mixed with non-exempt waste. ***Operator Use Only: Waste Acceptance Frequency*** ☐ ***Monthly*** ☐ ***Weekly*** ☐ ***Per Load***

☒ RCRA Non-Exempt: Oil field waste which is non-hazardous that does not exceed the minimum standards for waste hazardous by characteristics established in RCRA regulations, 40 CFR 261.21-261.24, or listed hazardous waste as defined in 40 CFR, part 261, subpart D, as amended. The following documentation is attached to demonstrate the above-described waste is non-hazardous. (Check the appropriate items)

☐ MSDS Information ☒ RCRA Hazardous Waste Analysis ☒ Process Knowledge ☐ Other (Provide description in Box 4)

GENERATOR 19.15.36.15 WASTE TESTING CERTIFICATION STATEMENT FOR LANDFARMS

I, Thomas Long Thomas Long, representative for Enterprise Products Operating authorize to complete
Generator Signature
the required testing/sign the Generator Waste Testing Certification.

I, __________, representative for _____ Agua Moss, LLC _____ do hereby certify that representative samples of the oil field waste have been subjected to the paint filter test and tested for chloride content and that the samples have been found to conform to the specific requirements applicable to landfarms pursuant to Section 15 of 19.15.36 NMAC. The results of the representative samples are attached to demonstrate the above-described waste conform to the requirements of Section 15 of 19.15.36 NMAC.

5. Transporter: To Be Determined

OCD Permitted Surface Waste Management Facility

Name and Facility Permit #: ***Agua Moss, LLC - Permit #: NM-01-009**
Address of Facility: **SW/4 NW/4 Section 2, Township 29N, Range Crouch Mesa, NM**

Method of Treatment and/or Disposal:
☐ Evaporation ☒ Injection ☐ Treating Plant ☐ Landfarm ☐ Landfill ☐ Other

Waste Acceptance Status:
☒ **APPROVED** ☐ **DENIED** (Must Be Maintained As Permanent Record)

PRINT NAME: Gage Higgins TITLE: Supervisor DATE: 12/17
SIGNATURE: __________ TELEPHONE NO.: [redacted]
Surface Waste Management Facility Authorized Agent

HALL ENVIRONMENTAL ANALYSIS LABORATORY

Hall Environmental Analysis Laboratory
4901 Hawkins NE
Albuquerque, NM 87109
TEL: 505-345-3975 FAX: 505-345-4107
Website: www.hallenvironmental.com

June 07, 2017

Ashley Maxwell
Souder, Miller and Associates
401 W. Broadway
Farmington, NM 87401
TEL: (505) 325-5667
FAX (505) 327-1496

RE: Buena Vista CS   OrderNo.: 1705A38

Dear Ashley Maxwell:

Hall Environmental Analysis Laboratory received 1 sample(s) on 5/19/2017 for the analyses presented in the following report.

These were analyzed according to EPA procedures or equivalent. To access our accredited tests please go to www.hallenvironmental.com or the state specific web sites. In order to properly interpret your results, it is imperative that you review this report in its entirety. See the sample checklist and/or the Chain of Custody for information regarding the sample receipt temperature and preservation. Data qualifiers or a narrative will be provided if the sample analysis or analytical quality control parameters require a flag. When necessary, data qualifiers are provided on both the sample analysis report and the QC summary report, both sections should be reviewed. All samples are reported, as received, unless otherwise indicated. Lab measurement of analytes considered field parameters that require analysis within 15 minutes of sampling such as pH and residual chlorine are qualified as being analyzed outside of the recommended holding time.

Please don't hesitate to contact HEAL for any additional information or clarifications.

ADHS Cert #AZ0682 -- NMED-DWB Cert #NM9425 -- NMED-Micro Cert #NM0190

Sincerely,

Andy Freeman
Laboratory Manager
4901 Hawkins NE
Albuquerque, NM 87109

Hall Environmental Analysis Laboratory, Inc.

Analytical Report
Lab Order 1705A38
Date Reported: 6/7/2017

CLIENT: Souder, Miller and Associates
Project: Buena Vista CS
Lab ID: 1705A38-001 **Matrix:** AQUEOUS

Client Sample ID: Buena Vista AGT
Collection Date: 5/18/2017 12:20:00 PM
Received Date: 5/19/2017 7:15:00 AM

Analyses	Result	PQL	Qual	Units	DF	Date Analyzed	Batch
EPA METHOD 7470: MERCURY							Analyst: MED
Mercury	0.0027	0.00020		mg/L	1	5/31/2017 12:22:36 PM	32032
EPA 6010B: TOTAL RECOVERABLE METALS							Analyst: MED
Arsenic	ND	5.0		mg/L	1	5/25/2017 9:10:53 AM	31927
Barium	ND	100		mg/L	1	5/25/2017 9:10:53 AM	31927
Cadmium	ND	1.0		mg/L	1	5/25/2017 9:10:53 AM	31927
Chromium	ND	5.0		mg/L	1	5/25/2017 9:10:53 AM	31927
Lead	ND	5.0		mg/L	1	5/25/2017 9:10:53 AM	31927
Selenium	ND	1.0		mg/L	1	5/25/2017 9:10:53 AM	31927
Silver	ND	5.0		mg/L	1	5/25/2017 9:10:53 AM	31927
EPA METHOD 8270C: PAHS							Analyst: DAM
Naphthalene	ND	2.5	D	µg/L	1	5/24/2017 8:15:00 PM	31902
1-Methylnaphthalene	3.4	2.5	D	µg/L	1	5/24/2017 8:15:00 PM	31902
2-Methylnaphthalene	3.1	2.5	D	µg/L	1	5/24/2017 8:15:00 PM	31902
Acenaphthylene	ND	2.5	D	µg/L	1	5/24/2017 8:15:00 PM	31902
Acenaphthene	ND	2.5	D	µg/L	1	5/24/2017 8:15:00 PM	31902
Fluorene	ND	2.5	D	µg/L	1	5/24/2017 8:15:00 PM	31902
Phenanthrene	ND	2.5	D	µg/L	1	5/24/2017 8:15:00 PM	31902
Anthracene	ND	2.5	D	µg/L	1	5/24/2017 8:15:00 PM	31902
Fluoranthene	ND	2.5	D	µg/L	1	5/24/2017 8:15:00 PM	31902
Pyrene	ND	2.5	D	µg/L	1	5/24/2017 8:15:00 PM	31902
Benz(a)anthracene	ND	2.5	D	µg/L	1	5/24/2017 8:15:00 PM	31902
Chrysene	ND	2.5	D	µg/L	1	5/24/2017 8:15:00 PM	31902
Benzo(b)fluoranthene	ND	2.5	D	µg/L	1	5/24/2017 8:15:00 PM	31902
Benzo(k)fluoranthene	ND	2.5	D	µg/L	1	5/24/2017 8:15:00 PM	31902
Benzo(a)pyrene	ND	2.5	D	µg/L	1	5/24/2017 8:15:00 PM	31902
Dibenz(a,h)anthracene	ND	2.5	D	µg/L	1	5/24/2017 8:15:00 PM	31902
Benzo(g,h,i)perylene	ND	2.5	D	µg/L	1	5/24/2017 8:15:00 PM	31902
Indeno(1,2,3-cd)pyrene	ND	2.5	D	µg/L	1	5/24/2017 8:15:00 PM	31902
Surr: N-Hexadecane	127	15-176	D	%Rec	1	5/24/2017 8:15:00 PM	31902
Surr: Benzo(e)pyrene	94.6	15-198	D	%Rec	1	5/24/2017 8:15:00 PM	31902
EPA METHOD 8260B: VOLATILES							Analyst: RAA
Benzene	ND	0.50		mg/L	200	5/22/2017 3:29:00 PM	R42948
Toluene	ND	0.20		mg/L	200	5/22/2017 3:29:00 PM	R42948
Ethylbenzene	ND	0.20		mg/L	200	5/22/2017 3:29:00 PM	R42948
Methyl tert-butyl ether (MTBE)	ND	0.20		mg/L	200	5/22/2017 3:29:00 PM	R42948
1,2,4-Trimethylbenzene	ND	0.20		mg/L	200	5/22/2017 3:29:00 PM	R42948
1,3,5-Trimethylbenzene	ND	0.20		mg/L	200	5/22/2017 3:29:00 PM	R42948
1,2-Dichloroethane (EDC)	ND	0.20		mg/L	200	5/22/2017 3:29:00 PM	R42948

Refer to the QC Summary report and sample login checklist for flagged QC data and preservation information.

Qualifiers:
- * Value exceeds Maximum Contaminant Level.
- D Sample Diluted Due to Matrix
- H Holding times for preparation or analysis exceeded
- ND Not Detected at the Reporting Limit
- R RPD outside accepted recovery limits
- S % Recovery outside of range due to dilution or matrix
- B Analyte detected in the associated Method Blank
- E Value above quantitation range
- J Analyte detected below quantitation limits
- P Sample pH Not In Range
- RL Reporting Detection Limit
- W Sample container temperature is out of limit as specified

Hall Environmental Analysis Laboratory, Inc.

Analytical Report
Lab Order 1705A38
Date Reported: 6/7/2017

CLIENT: Souder, Miller and Associates
Project: Buena Vista CS
Lab ID: 1705A38-001 **Matrix:** AQUEOUS

Client Sample ID: Buena Vista AGT
Collection Date: 5/18/2017 12:20:00 PM
Received Date: 5/19/2017 7:15:00 AM

Analyses	Result	PQL	Qual	Units	DF	Date Analyzed	Batch
EPA METHOD 8260B: VOLATILES							Analyst: RAA
1,2-Dibromoethane (EDB)	ND	0.20		mg/L	200	5/22/2017 3:29:00 PM	R42948
Naphthalene	ND	0.40		mg/L	200	5/22/2017 3:29:00 PM	R42948
1-Methylnaphthalene	ND	0.80		mg/L	200	5/22/2017 3:29:00 PM	R42948
2-Methylnaphthalene	ND	0.80		mg/L	200	5/22/2017 3:29:00 PM	R42948
Acetone	ND	2.0		mg/L	200	5/22/2017 3:29:00 PM	R42948
Bromobenzene	ND	0.20		mg/L	200	5/22/2017 3:29:00 PM	R42948
Bromodichloromethane	ND	0.20		mg/L	200	5/22/2017 3:29:00 PM	R42948
Bromoform	ND	0.20		mg/L	200	5/22/2017 3:29:00 PM	R42948
Bromomethane	ND	0.60		mg/L	200	5/22/2017 3:29:00 PM	R42948
2-Butanone	ND	2.0		mg/L	200	5/22/2017 3:29:00 PM	R42948
Carbon disulfide	ND	2.0		mg/L	200	5/22/2017 3:29:00 PM	R42948
Carbon Tetrachloride	ND	0.20		mg/L	200	5/22/2017 3:29:00 PM	R42948
Chlorobenzene	ND	0.20		mg/L	200	5/22/2017 3:29:00 PM	R42948
Chloroethane	ND	0.40		mg/L	200	5/22/2017 3:29:00 PM	R42948
Chloroform	ND	0.20		mg/L	200	5/22/2017 3:29:00 PM	R42948
Chloromethane	ND	0.60		mg/L	200	5/22/2017 3:29:00 PM	R42948
2-Chlorotoluene	ND	0.20		mg/L	200	5/22/2017 3:29:00 PM	R42948
4-Chlorotoluene	ND	0.20		mg/L	200	5/22/2017 3:29:00 PM	R42948
cis-1,2-DCE	ND	0.20		mg/L	200	5/22/2017 3:29:00 PM	R42948
cis-1,3-Dichloropropene	ND	0.20		mg/L	200	5/22/2017 3:29:00 PM	R42948
1,2-Dibromo-3-chloropropane	ND	0.40		mg/L	200	5/22/2017 3:29:00 PM	R42948
Dibromochloromethane	ND	0.20		mg/L	200	5/22/2017 3:29:00 PM	R42948
Dibromomethane	ND	0.20		mg/L	200	5/22/2017 3:29:00 PM	R42948
1,2-Dichlorobenzene	ND	0.20		mg/L	200	5/22/2017 3:29:00 PM	R42948
1,3-Dichlorobenzene	ND	0.20		mg/L	200	5/22/2017 3:29:00 PM	R42948
1,4-Dichlorobenzene	ND	0.20		mg/L	200	5/22/2017 3:29:00 PM	R42948
Dichlorodifluoromethane	ND	0.20		mg/L	200	5/22/2017 3:29:00 PM	R42948
1,1-Dichloroethane	ND	0.20		mg/L	200	5/22/2017 3:29:00 PM	R42948
1,1-Dichloroethene	ND	0.20		mg/L	200	5/22/2017 3:29:00 PM	R42948
1,2-Dichloropropane	ND	0.20		mg/L	200	5/22/2017 3:29:00 PM	R42948
1,3-Dichloropropane	ND	0.20		mg/L	200	5/22/2017 3:29:00 PM	R42948
2,2-Dichloropropane	ND	0.40		mg/L	200	5/22/2017 3:29:00 PM	R42948
1,1-Dichloropropene	ND	0.20		mg/L	200	5/22/2017 3:29:00 PM	R42948
Hexachlorobutadiene	ND	0.20		mg/L	200	5/22/2017 3:29:00 PM	R42948
2-Hexanone	ND	2.0		mg/L	200	5/22/2017 3:29:00 PM	R42948
Isopropylbenzene	ND	0.20		mg/L	200	5/22/2017 3:29:00 PM	R42948
4-Isopropyltoluene	ND	0.20		mg/L	200	5/22/2017 3:29:00 PM	R42948
4-Methyl-2-pentanone	ND	2.0		mg/L	200	5/22/2017 3:29:00 PM	R42948
Methylene Chloride	ND	0.60		mg/L	200	5/22/2017 3:29:00 PM	R42948

Refer to the QC Summary report and sample login checklist for flagged QC data and preservation information.

Qualifiers:
- * Value exceeds Maximum Contaminant Level.
- D Sample Diluted Due to Matrix
- H Holding times for preparation or analysis exceeded
- ND Not Detected at the Reporting Limit
- R RPD outside accepted recovery limits
- S % Recovery outside of range due to dilution or matrix
- B Analyte detected in the associated Method Blank
- E Value above quantitation range
- J Analyte detected below quantitation limits
- P Sample pH Not In Range
- RL Reporting Detection Limit
- W Sample container temperature is out of limit as specified

Hall Environmental Analysis Laboratory, Inc.

Analytical Report
Lab Order 1705A38
Date Reported: 6/7/2017

CLIENT: Souder, Miller and Associates
Project: Buena Vista CS
Lab ID: 1705A38-001 **Matrix:** AQUEOUS

Client Sample ID: Buena Vista AGT
Collection Date: 5/18/2017 12:20:00 PM
Received Date: 5/19/2017 7:15:00 AM

Analyses	Result	PQL	Qual	Units	DF	Date Analyzed	Batch
EPA METHOD 8260B: VOLATILES							Analyst: RAA
n-Butylbenzene	ND	0.60		mg/L	200	5/22/2017 3:29:00 PM	R42948
n-Propylbenzene	ND	0.20		mg/L	200	5/22/2017 3:29:00 PM	R42948
sec-Butylbenzene	ND	0.20		mg/L	200	5/22/2017 3:29:00 PM	R42948
Styrene	ND	0.20		mg/L	200	5/22/2017 3:29:00 PM	R42948
tert-Butylbenzene	ND	0.20		mg/L	200	5/22/2017 3:29:00 PM	R42948
1,1,1,2-Tetrachloroethane	ND	0.20		mg/L	200	5/22/2017 3:29:00 PM	R42948
1,1,2,2-Tetrachloroethane	ND	0.40		mg/L	200	5/22/2017 3:29:00 PM	R42948
Tetrachloroethene (PCE)	ND	0.20		mg/L	200	5/22/2017 3:29:00 PM	R42948
trans-1,2-DCE	ND	0.20		mg/L	200	5/22/2017 3:29:00 PM	R42948
trans-1,3-Dichloropropene	ND	0.20		mg/L	200	5/22/2017 3:29:00 PM	R42948
1,2,3-Trichlorobenzene	ND	0.20		mg/L	200	5/22/2017 3:29:00 PM	R42948
1,2,4-Trichlorobenzene	ND	0.20		mg/L	200	5/22/2017 3:29:00 PM	R42948
1,1,1-Trichloroethane	ND	0.20		mg/L	200	5/22/2017 3:29:00 PM	R42948
1,1,2-Trichloroethane	ND	0.20		mg/L	200	5/22/2017 3:29:00 PM	R42948
Trichloroethene (TCE)	ND	0.20		mg/L	200	5/22/2017 3:29:00 PM	R42948
Trichlorofluoromethane	ND	0.20		mg/L	200	5/22/2017 3:29:00 PM	R42948
1,2,3-Trichloropropane	ND	0.40		mg/L	200	5/22/2017 3:29:00 PM	R42948
Vinyl chloride	ND	0.20		mg/L	200	5/22/2017 3:29:00 PM	R42948
Xylenes, Total	ND	0.30		mg/L	200	5/22/2017 3:29:00 PM	R42948
Surr: 1,2-Dichloroethane-d4	107	70-130		%Rec	200	5/22/2017 3:29:00 PM	R42948
Surr: 4-Bromofluorobenzene	104	70-130		%Rec	200	5/22/2017 3:29:00 PM	R42948
Surr: Dibromofluoromethane	110	70-130		%Rec	200	5/22/2017 3:29:00 PM	R42948
Surr: Toluene-d8	103	70-130		%Rec	200	5/22/2017 3:29:00 PM	R42948

Refer to the QC Summary report and sample login checklist for flagged QC data and preservation information.

Qualifiers:
- * Value exceeds Maximum Contaminant Level.
- D Sample Diluted Due to Matrix
- H Holding times for preparation or analysis exceeded
- ND Not Detected at the Reporting Limit
- R RPD outside accepted recovery limits
- S % Recovery outside of range due to dilution or matrix
- B Analyte detected in the associated Method Blank
- E Value above quantitation range
- J Analyte detected below quantitation limits
- P Sample pH Not In Range
- RL Reporting Detection Limit
- W Sample container temperature is out of limit as specified

QC SUMMARY REPORT
Hall Environmental Analysis Laboratory, Inc.

WO#: 1705A38
07-Jun-17

Client: Souder, Miller and Associates
Project: Buena Vista CS

Sample ID: 100ng lcs SampType: LCS4 TestCode: EPA Method 8260B: VOLATILES
Client ID: BatchQC Batch ID: R42948 RunNo: 42948
Prep Date: Analysis Date: 5/22/2017 SeqNo: 1351501 Units: µg/L

Analyte	Result	PQL	SPK value	SPK Ref Val	%REC	LowLimit	HighLimit	%RPD	RPDLimit	Qual
Benzene	19	1.0	20.00	0	94.8	70	130			
Toluene	20	1.0	20.00	0	101	70	130			
Ethylbenzene	21	1.0	20.00	0	104	70	130			
Methyl tert-butyl ether (MTBE)	36	1.0	40.00	0	88.3	70	130			
1,2,4-Trimethylbenzene	20	1.0	20.00	0	102	70	130			
1,3,5-Trimethylbenzene	20	1.0	20.00	0	99.4	70	130			
1,2-Dichloroethane (EDC)	18	1.0	20.00	0	90.6	62.2	143			
1,2-Dibromoethane (EDB)	19	1.0	20.00	0	95.2	70	130			
Naphthalene	18	2.0	20.00	0	87.8	70	130			
1-Methylnaphthalene	17	4.0	20.00	0	85.0	60	140			
2-Methylnaphthalene	14	4.0	20.00	0	67.0	60	140			
Acetone	36	10	40.00	0	90.4	60	140			
Bromobenzene	20	1.0	20.00	0	102	70	130			
Bromodichloromethane	19	1.0	20.00	0	96.3	70	130			
Bromoform	20	1.0	20.00	0	97.7	70	130			
Bromomethane	19	3.0	20.00	0	93.6	60	140			
2-Butanone	38	10	40.00	0	98.4	60	140			
Carbon disulfide	36	10	40.00	0	91.0	60	140			
Carbon Tetrachloride	19	1.0	20.00	0	95.1	70	130			
Chlorobenzene	21	1.0	20.00	0	104	70	130			
Chloroethane	19	2.0	20.00	0	96.9	60	140			
Chloroform	19	1.0	20.00	0	96.3	70	130			
Chloromethane	17	3.0	20.00	0	85.1	60	140			
2-Chlorotoluene	20	1.0	20.00	0	100	70	130			
4-Chlorotoluene	20	1.0	20.00	0	100	70	130			
cis-1,2-DCE	19	1.0	20.00	0	94.5	70	130			
cis-1,3-Dichloropropene	18	1.0	20.00	0	88.0	70	130			
1,2-Dibromo-3-chloropropane	18	2.0	20.00	0	90.7	70	130			
Dibromochloromethane	19	1.0	20.00	0	94.2	70	130			
Dibromomethane	19	1.0	20.00	0	93.5	70	130			
1,2-Dichlorobenzene	20	1.0	20.00	0	99.9	70	130			
1,3-Dichlorobenzene	21	1.0	20.00	0	103	70	130			
1,4-Dichlorobenzene	21	1.0	20.00	0	103	67.2	141			
Dichlorodifluoromethane	20	1.0	20.00	0	100	60	140			
1,1-Dichloroethane	19	1.0	20.00	0	92.6	52.6	157			
1,1-Dichloroethene	19	1.0	20.00	0	92.7	70	130			
1,2-Dichloropropane	18	1.0	20.00	0	91.5	63.7	138			
1,3-Dichloropropane	19	1.0	20.00	0	94.1	70	130			
2,2-Dichloropropane	18	2.0	20.00	0	90.7	70	130			

Qualifiers:
- * Value exceeds Maximum Contaminant Level.
- D Sample Diluted Due to Matrix
- H Holding times for preparation or analysis exceeded
- ND Not Detected at the Reporting Limit
- R RPD outside accepted recovery limits
- S % Recovery outside of range due to dilution or matrix
- B Analyte detected in the associated Method Blank
- E Value above quantitation range
- J Analyte detected below quantitation limits
- P Sample pH Not In Range
- RL Reporting Detection Limit
- W Sample container temperature is out of limit as specified

QC SUMMARY REPORT
Hall Environmental Analysis Laboratory, Inc.

WO#: 1705A38
07-Jun-17

Client: Souder, Miller and Associates
Project: Buena Vista CS

Sample ID: 100ng lcs | SampType: LCS4 | TestCode: EPA Method 8260B: VOLATILES
Client ID: BatchQC | Batch ID: R42948 | RunNo: 42948
Prep Date: | Analysis Date: 5/22/2017 | SeqNo: 1351501 | Units: µg/L

Analyte	Result	PQL	SPK value	SPK Ref Val	%REC	LowLimit	HighLimit	%RPD	RPDLimit	Qual
1,1-Dichloropropene	19	1.0	20.00	0	93.4	70	130			
Hexachlorobutadiene	19	1.0	20.00	0	92.9	70	130			
2-Hexanone	34	10	40.00	0	84.8	60	140			
Isopropylbenzene	20	1.0	20.00	0	102	70	130			
4-Isopropyltoluene	21	1.0	20.00	0	104	70	130			
4-Methyl-2-pentanone	32	10	40.00	0	80.8	60	140			
Methylene Chloride	19	3.0	20.00	0	95.1	70	130			
n-Butylbenzene	20	3.0	20.00	0	98.2	70	130			
n-Propylbenzene	20	1.0	20.00	0	100	70	130			
sec-Butylbenzene	20	1.0	20.00	0	100	70	130			
Styrene	19	1.0	20.00	0	92.9	70	130			
tert-Butylbenzene	20	1.0	20.00	0	102	70	130			
1,1,1,2-Tetrachloroethane	20	1.0	20.00	0	99.7	70	130			
1,1,2,2-Tetrachloroethane	20	2.0	20.00	0	97.5	65.9	133			
Tetrachloroethene (PCE)	21	1.0	20.00	0	106	70	130			
trans-1,2-DCE	19	1.0	20.00	0	93.5	70	130			
trans-1,3-Dichloropropene	18	1.0	20.00	0	91.2	70	130			
1,2,3-Trichlorobenzene	18	1.0	20.00	0	91.7	70	130			
1,2,4-Trichlorobenzene	19	1.0	20.00	0	94.6	70	130			
1,1,1-Trichloroethane	19	1.0	20.00	0	94.5	70	130			
1,1,2-Trichloroethane	19	1.0	20.00	0	95.1	70	130			
Trichloroethene (TCE)	19	1.0	20.00	0	95.6	70	130			
Trichlorofluoromethane	19	1.0	20.00	0	96.0	70	130			
1,2,3-Trichloropropane	19	2.0	20.00	0	95.1	69.7	129			
Vinyl chloride	18	1.0	20.00	0	90.5	70	130			
Xylenes, Total	61	1.5	60.00	0	101	70	130			
Surr: 1,2-Dichloroethane-d4	9.1		10.00		90.9	70	130			
Surr: 4-Bromofluorobenzene	10		10.00		103	70	130			
Surr: Dibromofluoromethane	9.9		10.00		99.2	70	130			
Surr: Toluene-d8	10		10.00		105	70	130			

Sample ID: RB | SampType: MBLK | TestCode: EPA Method 8260B: VOLATILES
Client ID: PBW | Batch ID: R42948 | RunNo: 42948
Prep Date: | Analysis Date: 5/22/2017 | SeqNo: 1352107 | Units: µg/L

Analyte	Result	PQL	SPK value	SPK Ref Val	%REC	LowLimit	HighLimit	%RPD	RPDLimit	Qual
Benzene	ND	1.0								
Toluene	ND	1.0								
Ethylbenzene	ND	1.0								

Qualifiers:

- * Value exceeds Maximum Contaminant Level.
- D Sample Diluted Due to Matrix
- H Holding times for preparation or analysis exceeded
- ND Not Detected at the Reporting Limit
- R RPD outside accepted recovery limits
- S % Recovery outside of range due to dilution or matrix
- B Analyte detected in the associated Method Blank
- E Value above quantitation range
- J Analyte detected below quantitation limits
- P Sample pH Not In Range
- RL Reporting Detection Limit
- W Sample container temperature is out of limit as specified

QC SUMMARY REPORT
Hall Environmental Analysis Laboratory, Inc.

WO#: 1705A38
07-Jun-17

Client: Souder, Miller and Associates
Project: Buena Vista CS

Sample ID: RB | SampType: MBLK | TestCode: EPA Method 8260B: VOLATILES
Client ID: PBW | Batch ID: R42948 | RunNo: 42948
Prep Date: | Analysis Date: 5/22/2017 | SeqNo: 1352107 | Units: µg/L

Analyte	Result	PQL	SPK value	SPK Ref Val	%REC	LowLimit	HighLimit	%RPD	RPDLimit	Qual
Methyl tert-butyl ether (MTBE)	ND	1.0								
1,2,4-Trimethylbenzene	ND	1.0								
1,3,5-Trimethylbenzene	ND	1.0								
1,2-Dichloroethane (EDC)	ND	1.0								
1,2-Dibromoethane (EDB)	ND	1.0								
Naphthalene	ND	2.0								
1-Methylnaphthalene	ND	4.0								
2-Methylnaphthalene	ND	4.0								
Acetone	ND	10								
Bromobenzene	ND	1.0								
Bromodichloromethane	ND	1.0								
Bromoform	ND	1.0								
Bromomethane	ND	3.0								
2-Butanone	ND	10								
Carbon disulfide	ND	10								
Carbon Tetrachloride	ND	1.0								
Chlorobenzene	ND	1.0								
Chloroethane	ND	2.0								
Chloroform	ND	1.0								
Chloromethane	ND	3.0								
2-Chlorotoluene	ND	1.0								
4-Chlorotoluene	ND	1.0								
cis-1,2-DCE	ND	1.0								
cis-1,3-Dichloropropene	ND	1.0								
1,2-Dibromo-3-chloropropane	ND	2.0								
Dibromochloromethane	ND	1.0								
Dibromomethane	ND	1.0								
1,2-Dichlorobenzene	ND	1.0								
1,3-Dichlorobenzene	ND	1.0								
1,4-Dichlorobenzene	ND	1.0								
Dichlorodifluoromethane	ND	1.0								
1,1-Dichloroethane	ND	1.0								
1,1-Dichloroethene	ND	1.0								
1,2-Dichloropropane	ND	1.0								
1,3-Dichloropropane	ND	1.0								
2,2-Dichloropropane	ND	2.0								
1,1-Dichloropropene	ND	1.0								
Hexachlorobutadiene	ND	1.0								
2-Hexanone	ND	10								

Qualifiers:

- * Value exceeds Maximum Contaminant Level.
- D Sample Diluted Due to Matrix
- H Holding times for preparation or analysis exceeded
- ND Not Detected at the Reporting Limit
- R RPD outside accepted recovery limits
- S % Recovery outside of range due to dilution or matrix
- B Analyte detected in the associated Method Blank
- E Value above quantitation range
- J Analyte detected below quantitation limits
- P Sample pH Not In Range
- RL Reporting Detection Limit
- W Sample container temperature is out of limit as specified

QC SUMMARY REPORT
Hall Environmental Analysis Laboratory, Inc.

WO#: 1705A38
07-Jun-17

Client: Souder, Miller and Associates
Project: Buena Vista CS

Sample ID: RB | SampType: MBLK | TestCode: EPA Method 8260B: VOLATILES
Client ID: PBW | Batch ID: R42948 | RunNo: 42948
Prep Date: | Analysis Date: 5/22/2017 | SeqNo: 1352107 | Units: µg/L

Analyte	Result	PQL	SPK value	SPK Ref Val	%REC	LowLimit	HighLimit	%RPD	RPDLimit	Qual
Isopropylbenzene	ND	1.0								
4-Isopropyltoluene	ND	1.0								
4-Methyl-2-pentanone	ND	10								
Methylene Chloride	ND	3.0								
n-Butylbenzene	ND	3.0								
n-Propylbenzene	ND	1.0								
sec-Butylbenzene	ND	1.0								
Styrene	ND	1.0								
tert-Butylbenzene	ND	1.0								
1,1,1,2-Tetrachloroethane	ND	1.0								
1,1,2,2-Tetrachloroethane	ND	2.0								
Tetrachloroethene (PCE)	ND	1.0								
trans-1,2-DCE	ND	1.0								
trans-1,3-Dichloropropene	ND	1.0								
1,2,3-Trichlorobenzene	ND	1.0								
1,2,4-Trichlorobenzene	ND	1.0								
1,1,1-Trichloroethane	ND	1.0								
1,1,2-Trichloroethane	ND	1.0								
Trichloroethene (TCE)	ND	1.0								
Trichlorofluoromethane	ND	1.0								
1,2,3-Trichloropropane	ND	2.0								
Vinyl chloride	ND	1.0								
Xylenes, Total	ND	1.5								
Surr: 1,2-Dichloroethane-d4	9.9		10.00		98.7	70	130			
Surr: 4-Bromofluorobenzene	10		10.00		104	70	130			
Surr: Dibromofluoromethane	11		10.00		107	70	130			
Surr: Toluene-d8	10		10.00		103	70	130			

Qualifiers:

- * Value exceeds Maximum Contaminant Level.
- D Sample Diluted Due to Matrix
- H Holding times for preparation or analysis exceeded
- ND Not Detected at the Reporting Limit
- R RPD outside accepted recovery limits
- S % Recovery outside of range due to dilution or matrix
- B Analyte detected in the associated Method Blank
- E Value above quantitation range
- J Analyte detected below quantitation limits
- P Sample pH Not In Range
- RL Reporting Detection Limit
- W Sample container temperature is out of limit as specified

QC SUMMARY REPORT
Hall Environmental Analysis Laboratory, Inc.

WO#: 1705A38
07-Jun-17

Client: Souder, Miller and Associates
Project: Buena Vista CS

Sample ID: lcs-31902 | SampType: LCS | TestCode: EPA Method 8270C: PAHs
Client ID: LCSW | Batch ID: 31902 | RunNo: 43046
Prep Date: 5/23/2017 | Analysis Date: 5/24/2017 | SeqNo: 1354631 | Units: µg/L

Analyte	Result	PQL	SPK value	SPK Ref Val	%REC	LowLimit	HighLimit	%RPD	RPDLimit	Qual
Naphthalene	14	0.50	20.00	0	72.1	37.4	120			
1-Methylnaphthalene	14	0.50	20.00	0	71.2	39.3	121			
2-Methylnaphthalene	13	0.50	20.00	0	67.4	37.8	122			
Acenaphthylene	16	0.50	20.00	0	77.8	37	124			
Acenaphthene	15	0.50	20.00	0	76.1	35.6	123			
Fluorene	15	0.50	20.00	0	73.8	35.2	122			
Phenanthrene	16	0.50	20.00	0	81.2	38.8	122			
Anthracene	17	0.50	20.00	0	83.2	37.5	125			
Fluoranthene	15	0.50	20.00	0	75.1	37.4	131			
Pyrene	14	0.50	20.00	0	71.2	37.5	140			
Benz(a)anthracene	14	0.50	20.00	0	71.9	25.4	141			
Chrysene	14	0.50	20.00	0	69.4	33.6	155			
Benzo(b)fluoranthene	15	0.50	20.00	0	74.6	39	153			
Benzo(k)fluoranthene	15	0.50	20.00	0	74.9	38	154			
Benzo(a)pyrene	15	0.50	20.00	0	75.2	36.6	150			
Dibenz(a,h)anthracene	15	0.50	20.00	0	75.1	39.7	155			
Benzo(g,h,i)perylene	16	0.50	20.00	0	81.3	39.6	154			
Indeno(1,2,3-cd)pyrene	16	0.50	20.00	0	79.0	19.1	153			
Surr: N-hexadecane	73		67.60		83.8	15	176			
Surr: Benzo(e)pyrene	18		20.00		88.0	15	198			

Sample ID: lcsd-31902 | SampType: LCSD | TestCode: EPA Method 8270C: PAHs
Client ID: LCSSW02 | Batch ID: 31902 | RunNo: 43046
Prep Date: 5/23/2017 | Analysis Date: 5/24/2017 | SeqNo: 1354633 | Units: µg/L

Analyte	Result	PQL	SPK value	SPK Ref Val	%REC	LowLimit	HighLimit	%RPD	RPDLimit	Qual
Naphthalene	14	0.50	20.00	0	70.1	37.4	120	2.81	20	
1-Methylnaphthalene	13	0.50	20.00	0	74.1	39.3	121	3.99	20.6	
2-Methylnaphthalene	12	0.50	20.00	0	61.6	37.8	122	8.99	23.8	
Acenaphthylene	15	0.50	20.00	0	72.7	37	124	6.78	28.6	
Acenaphthene	14	0.50	20.00	0	71.3	35.6	123	6.51	27	
Fluorene	14	0.50	20.00	0	68.8	35.2	122	7.01	25.7	
Phenanthrene	16	0.50	20.00	0	78.6	38.8	122	3.25	20	
Anthracene	16	0.50	20.00	0	78.9	37.5	125	5.31	21.3	
Fluoranthene	14	0.50	20.00	0	70.7	37.4	131	6.04	21.8	
Pyrene	14	0.50	20.00	0	70.9	37.5	140	0.422	31.1	
Benz(a)anthracene	14	0.50	20.00	0	70.6	25.4	141	1.82	26.6	
Chrysene	14	0.50	20.00	0	70.1	33.6	155	1.00	21.2	
Benzo(b)fluoranthene	14	0.50	20.00	0	71.7	39	153	3.86	20	

Qualifiers:

- * Value exceeds Maximum Contaminant Level.
- D Sample Diluted Due to Matrix
- H Holding times for preparation or analysis exceeded
- ND Not Detected at the Reporting Limit
- R RPD outside accepted recovery limits
- S % Recovery outside of range due to dilution or matrix
- B Analyte detected in the associated Method Blank
- E Value above quantitation range
- J Analyte detected below quantitation limits
- P Sample pH Not In Range
- RL Reporting Detection Limit
- W Sample container temperature is out of limit as specified

QC SUMMARY REPORT
Hall Environmental Analysis Laboratory, Inc.

WO#: 1705A38
07-Jun-17

Client: Souder, Miller and Associates
Project: Buena Vista CS

Sample ID: lcsd-31902 | SampType: LCSD | TestCode: EPA Method 8270C: PAHs
Client ID: LCSS02 | Batch ID: 31902 | RunNo: 43049
Prep Date: 5/23/2017 | Analysis Date: 5/24/2017 | SeqNo: 1354633 | Units: µg/L

Analyte	Result	PQL	SPK value	SPK Ref Val	%REC	LowLimit	HighLimit	%RPD	RPDLimit	Qual
Benzo(j)fluoranthene	15	0.50	20.00	0	73.2	38	154	2.30	21	
Benzo(a)pyrene	14	0.50	20.00	0	69.9	38.6	153	7.31	24.8	
Dibenz(a,h)anthracene	15	0.50	20.00	0	74.0	39.7	155	1.48	26	
Benzo(g,h,i)perylene	15	0.50	20.00	0	77.2	39.6	154	5.17	20	
Indeno(1,2,3-cd)pyrene	15	0.50	20.00	0	74.7	39.1	153	4.32	20	
Surr: N-hexadecane	85		87.60		74.2	15	176	0	0	
Surr: Benzo(e)pyrene	15		20.00		75.3	16	166	0	0	

Sample ID: mb-31902 | SampType: MBLK | TestCode: EPA Method 8270C: PAHs
Client ID: PBW | Batch ID: 31902 | RunNo: 43049
Prep Date: 5/23/2017 | Analysis Date: 5/24/2017 | SeqNo: 1354635 | Units: µg/L

Analyte	Result	PQL	SPK value	SPK Ref Val	%REC	LowLimit	HighLimit	%RPD	RPDLimit	Qual
Naphthalene	ND	0.50								
1-Methylnaphthalene	ND	0.50								
2-Methylnaphthalene	ND	0.50								
Acenaphthylene	ND	0.50								
Acenaphthene	ND	0.50								
Fluorene	ND	0.50								
Phenanthrene	ND	0.50								
Anthracene	ND	0.50								
Fluoranthene	ND	0.50								
Pyrene	ND	0.50								
Benz(a)anthracene	ND	0.50								
Chrysene	ND	0.50								
Benzo(b)fluoranthene	ND	0.50								
Benzo(k)fluoranthene	ND	0.50								
Benzo(a)pyrene	ND	0.50								
Dibenz(a,h)anthracene	ND	0.50								
Benzo(g,h,i)perylene	ND	0.50								
Indeno(1,2,3-cd)pyrene	ND	0.50								
Surr: N-hexadecane	87		87.60		75.8	15	176			
Surr: Benzo(e)pyrene	17		20.00		82.6	15	198			

Qualifiers:
- * Value exceeds Maximum Contaminant Level.
- D Sample Diluted Due to Matrix
- H Holding times for preparation or analysis exceeded
- ND Not Detected at the Reporting Limit
- R RPD outside accepted recovery limits
- S % Recovery outside of range due to dilution or matrix
- B Analyte detected in the associated Method Blank
- E Value above quantitation range
- J Analyte detected below quantitation limits
- P Sample pH Not In Range
- RL Reporting Detection Limit
- W Sample container temperature is out of limit as specified

QC SUMMARY REPORT
Hall Environmental Analysis Laboratory, Inc.

WO#: 1705A38
07-Jun-17

Client: Souder, Miller and Associates
Project: Buena Vista CS

Sample ID: MB-32032 | SampType: MBLK | TestCode: EPA Method 7470: Mercury
Client ID: PBW | Batch ID: 32032 | RunNo: 43161
Prep Date: 5/31/2017 | Analysis Date: 5/31/2017 | SeqNo: 1358624 | Units: mg/L

Analyte	Result	PQL	SPK value	SPK Ref Val	%REC	LowLimit	HighLimit	%RPD	RPDLimit	Qual
Mercury	ND	0.00020								

Sample ID: LCS-32032 | SampType: LCS | TestCode: EPA Method 7470: Mercury
Client ID: LCSW | Batch ID: 32032 | RunNo: 43161
Prep Date: 5/31/2017 | Analysis Date: 5/31/2017 | SeqNo: 1358625 | Units: mg/L

Analyte	Result	PQL	SPK value	SPK Ref Val	%REC	LowLimit	HighLimit	%RPD	RPDLimit	Qual
Mercury	0.0049	0.00020	0.005000	0	98.9	80	120			

Qualifiers:
- * Value exceeds Maximum Contaminant Level.
- D Sample Diluted Due to Matrix
- H Holding times for preparation or analysis exceeded
- ND Not Detected at the Reporting Limit
- R RPD outside accepted recovery limits
- S % Recovery outside of range due to dilution or matrix
- B Analyte detected in the associated Method Blank
- E Value above quantitation range
- J Analyte detected below quantitation limits
- P Sample pH Not In Range
- RL Reporting Detection Limit
- W Sample container temperature is out of limit as specified

QC SUMMARY REPORT
Hall Environmental Analysis Laboratory, Inc.

WO#: 1705A38
07-Jun-17

Client: Souder, Miller and Associates
Project: Buena Vista CS

Sample ID: MB-31927 | SampType: MBLK | TestCode: EPA 6010B: Total Recoverable Metals
Client ID: PBW | Batch ID: 31927 | RunNo: 43047
Prep Date: 5/24/2017 | Analysis Date: 5/25/2017 | SeqNo: 1354689 | Units: mg/L

Analyte	Result	PQL	SPK value	SPK Ref Val	%REC	LowLimit	HighLimit	%RPD	RPDLimit	Qual
Arsenic	ND	0.020								
Barium	ND	0.020								
Cadmium	ND	0.0020								
Chromium	ND	0.0060								
Lead	ND	0.0050								
Selenium	ND	0.050								
Silver	ND	0.0050								

Sample ID: LCS-31927 | SampType: LCS | TestCode: EPA 6010B: Total Recoverable Metals
Client ID: LCSW | Batch ID: 31927 | RunNo: 43047
Prep Date: 5/24/2017 | Analysis Date: 5/25/2017 | SeqNo: 1354690 | Units: mg/L

Analyte	Result	PQL	SPK value	SPK Ref Val	%REC	LowLimit	HighLimit	%RPD	RPDLimit	Qual
Arsenic	0.50	0.020	0.5000	0	99.6	80	120			
Barium	0.49	0.020	0.5000	0	98.7	80	120			
Cadmium	0.49	0.0020	0.5000	0	98.0	80	120			
Chromium	0.49	0.0060	0.5000	0	97.5	80	120			
Lead	0.49	0.0050	0.5000	0	97.6	80	120			
Selenium	0.50	0.050	0.5000	0	100	80	120			
Silver	0.10	0.0060	0.1000	0	100	80	120			

Qualifiers:
- * Value exceeds Maximum Contaminant Level.
- D Sample Diluted Due to Matrix
- H Holding times for preparation or analysis exceeded
- ND Not Detected at the Reporting Limit
- R RPD outside accepted recovery limits
- S % Recovery outside of range due to dilution or matrix
- B Analyte detected in the associated Method Blank
- E Value above quantitation range
- J Analyte detected below quantitation limits
- P Sample pH Not In Range
- RL Reporting Detection Limit
- W Sample container temperature is out of limit as specified

HALL ENVIRONMENTAL ANALYSIS LABORATORY
Hall Environmental Analysis Laboratory
4901 Hawkins NE
Albuquerque, NM 87109
TEL: 505-345-3975 FAX: 505-345-4107
Website: www.hallenvironmental.com

Sample Log-In Check List

Client Name: SMA-FARM | Work Order Number: 1705A38 | RcptNo: 1

Received by: Anne Thorne | 5/19/2017 7:15:00 AM
Completed by: Andy Jamieson | 5/19/2017 8:12:04 AM
Reviewed by: 5/19/17

Chain of Custody

1. Custody seals intact on sample bottles? Yes ☐ No ☐ Not Present ☑
2. Is Chain of Custody complete? Yes ☑ No ☐ Not Present ☐
3. How was the sample delivered? Courier

Log In

4. Was an attempt made to cool the samples? Yes ☑ No ☐ NA ☐
5. Were all samples received at a temperature of >0° C to 6.0°C Yes ☑ No ☐ NA ☐
6. Sample(s) in proper container(s)? Yes ☑ No ☐
7. Sufficient sample volume for indicated test(s)? Yes ☑ No ☐
8. Are samples (except VOA and ONG) properly preserved? Yes ☑ No ☐
9. Was preservative added to bottles? Yes ☐ No ☑ NA ☐
10. VOA vials have zero headspace? Yes ☐ No ☐ No VOA Vials ☑
11. Were any sample containers received broken? Yes ☐ No ☑
12. Does paperwork match bottle labels? (Note discrepancies on chain of custody) Yes ☑ No ☐
13. Are matrices correctly identified on Chain of Custody? Yes ☑ No ☐
14. Is it clear what analyses were requested? Yes ☑ No ☐
15. Were all holding times able to be met? (If no, notify customer for authorization.) Yes ☑ No ☐

\# of preserved bottles checked for pH: (or >12 unless noted)
Adjusted? NO
Checked by:

Special Handling (if applicable)

16. Was client notified of all discrepancies with this order? Yes ☐ No ☐ NA ☑

Person Notified: | Date:
By Whom: | Via: ☐ eMail ☐ Phone ☐ Fax ☐ In Person
Regarding:
Client Instructions:

17. Additional remarks:

18. Cooler Information

Cooler No	Temp °C	Condition	Seal Intact	Seal No	Seal Date	Signed By
1	1.0	Good	Yes			

HALL ENVIRONMENTAL ANALYSIS LABORATORY
www.hallenvironmental.com
4901 Hawkins NE – Albuquerque, NM 87109
Tel. 505-345-3975 Fax 505-345-4107

Chain-of-Custody Record

Client: Souder, Miller & Assoc.
Mailing Address: 401 W. Broadway Farmington, NM 87401
Phone #: 505-325-7535
email or Fax#: Ashley.maxwell@souder.net
QA/QC Package: ☐ Standard ☐ Level 4 (Full Validation)
Accreditation: ☐ NELAP ☐ Other
☐ EDD (Type)

Turn-Around Time: ☐ Standard ☐ Rush
Project Name: Buena Vista CS
Project #:
Project Manager: Ashley Maxwell
Sampler: Bradley Johnson
On Ice: ☒ Yes ☐ No
Sample Temperature: 1.8

Date	Time	Matrix	Sample Request ID	Container Type and #	Preservative Type	HEAL No.
5/12/17	12:00	H2O	Buena Vista Acid	40 ml vials	HCl	1705438

Analysis Request: BTEX + MTBE + TMB's (8021); BTEX + MTBE + TPH (Gas only); TPH 8015B (GRO / DRO / MRO); TPH (Method 418.1); EDB (Method 504.1); PAH's (8310 or 8270SIM); RCRA 8 Metals; Anions (F,Cl,NO2,NO3,PO4,SO4); 8081 Pesticides / 8082 PCB's; 8260B (VOA); 8270 (Semi-VOA); Air Bubbles (Y or N)

Remarks: Geo Full List, Report TCLP At Benzene & Lowers Toxicity Form Lowers

Date	Time	Relinquished by	Received by
5/18/17	1750	[signature]	[signature]
5/19/17	1844	[signature]	[signature]

If necessary, samples submitted to Hall Environmental may be subcontracted to other accredited laboratories. This serves as notice of this possibility. Any sub-contracted data will be clearly notated on the analytical report.

2017

District I
1625 N. French Dr., Hobbs, NM 88240
District II
1301 W. Grand Avenue, Artesia, NM 88210
District III
1000 Rio Brazos Road, Aztec, NM 87410
District IV
1220 S. St. Francis Dr., Santa Fe, NM 87505

State of New Mexico
Energy Minerals and Natural Resources
Oil Conservation Division
1220 South St. Francis Dr.
Santa Fe, NM 87505

Form C-138
Revised March 17, 2011

*Surface Waste Management Facility Operator and Generator shall maintain and make this documentation available for Division inspection.

REQUEST FOR APPROVAL TO ACCEPT SOLID WASTE

1. Generator Name and Address:
Enterprise Field Services, LLC, 614 Reilly Ave, Farmington NM 87401

2. Originating Site:
Gobernador Compressor Station

3. Location of Material (Street Address, City, State or ULSTR):
UL D Section 31 Township 30 North Range 7 West; 36.774685, -107.617915

4. Source and Description of Waste:
Source: Water/Oil from the Non Exempt WasteWater Tanks and from the compressor skid drains.
Description: Non Exempt/Non Hazardous Water from the compressor skids.
Estimated Volume 100 yd³ (bbls) Known Volume (to be entered by the operator at the end of the haul) 380 yd³ (bbls)

5. GENERATOR CERTIFICATION STATEMENT OF WASTE STATUS

I, Thomas Long, representative or authorized agent for Enterprise Products Operating do hereby
Generator Signature
certify that according to the Resource Conservation and Recovery Act (RCRA) and the US Environmental Protection Agency's July 1988 regulatory determination, the above described waste is: (Check the appropriate classification)

☐ RCRA Exempt: Oil field wastes generated from oil and gas exploration and production operations and are not mixed with non-exempt waste. ***Operator Use Only: Waste Acceptance Frequency*** ☐ *Monthly* ☐ *Weekly* ☐ *Per Load*

☒ RCRA Non-Exempt: Oil field waste which is non-hazardous that does not exceed the minimum standards for waste hazardous by characteristics established in RCRA regulations, 40 CFR 261.21-261.24, or listed hazardous waste as defined in 40 CFR, part 261, subpart D, as amended. The following documentation is attached to demonstrate the above-described waste is non-hazardous. (Check the appropriate items)

☐ MSDS Information ☒ RCRA Hazardous Waste Analysis ☒ Process Knowledge ☐ Other (Provide description in Box 4)

GENERATOR 19.15.36.15 WASTE TESTING CERTIFICATION STATEMENT FOR LANDFARMS

I, Thomas Long, representative for Enterprise Products Operating authorize to complete
Generator Signature
the required testing/sign the Generator Waste Testing Certification

I, _____, representative for Agua Moss, LLC do hereby certify that representative samples of the oil field waste have been subjected to the paint filter test and tested for chloride content and that the samples have been found to conform to the specific requirements applicable to landfarms pursuant to Section 15 of 19.15.36 NMAC. The results of the representative samples are attached to demonstrate the above-described waste conform to the requirements of Section 15 of 19.15.36 NMAC.

5. Transporter: To be determined.

OCD Permitted Surface Waste Management Facility

Name and Facility Permit #: ***Agua Moss, LLC - Permit #: NM-01-009**
Address of Facility: **SW/4 NW/4 Section 2, Township 29N, Range Crouch Mesa, NM**

Method of Treatment and/or Disposal:
☐ Evaporation ☒ Injection ☐ Treating Plant ☐ Landfarm ☐ Landfill ☐ Other

Waste Acceptance Status: ☒ **APPROVED** ☐ **DENIED** (Must Be Maintained As Permanent Record)

PRINT NAME: [signature] TITLE: Surveyor DATE: 05/17
SIGNATURE: [signature] TELEPHONE NO.:
Surface Waste Management Facility Authorized Agent

HALL ENVIRONMENTAL ANALYSIS LABORATORY

Hall Environmental Analysis Laboratory
4901 Hawkins NE
Albuquerque, NM 87109
TEL: 505-345-3975 FAX: 505-345-4107
Website: www.hallenvironmental.com

May 01, 2017

Ashley Maxwell
Souder, Miller and Associates
401 W. Broadway
Farmington, NM 87401
TEL: (505) 325-5667
FAX (505) 327-1496

RE: Gobernador CS OrderNo.: 1704460

Dear Ashley Maxwell:

Hall Environmental Analysis Laboratory received 1 sample(s) on 4/12/2017 for the analyses presented in the following report.

These were analyzed according to EPA procedures or equivalent. To access our accredited tests please go to www.hallenvironmental.com or the state specific web sites. In order to properly interpret your results, it is imperative that you review this report in its entirety. See the sample checklist and/or the Chain of Custody for information regarding the sample receipt temperature and preservation. Data qualifiers or a narrative will be provided if the sample analysis or analytical quality control parameters require a flag. When necessary, data qualifiers are provided on both the sample analysis report and the QC summary report, both sections should be reviewed. All samples are reported, as received, unless otherwise indicated. Lab measurement of analytes considered field parameters that require analysis within 15 minutes of sampling such as pH and residual chlorine are qualified as being analyzed outside of the recommended holding time.

Please don't hesitate to contact HEAL for any additional information or clarifications.

ADHS Cert #AZ0682 – NMED-DWB Cert #NM9425 – NMED-Micro Cert #NM0190

Sincerely,

Andy Freeman
Laboratory Manager
4901 Hawkins NE
Albuquerque, NM 87109

Analytical Report
Lab Order **1704460**
Date Reported: **5/1/2017**

Hall Environmental Analysis Laboratory, Inc.

CLIENT: Souder, Miller and Associates **Client Sample ID:** Gobernador CS
Project: Gobernador CS **Collection Date:** 4/11/2017 9:32:00 AM
Lab ID: 1704460-001 **Matrix:** AQUEOUS **Received Date:** 4/12/2017 7:00:00 AM

Analyses	Result	PQL	Qual	Units	DF	Date Analyzed	Batch
EPA METHOD 7470: MERCURY							Analyst: **MED**
Mercury	ND	0.00200		mg/L	1	4/18/2017 9:16:36 PM	31986
EPA 6010B: TOTAL RECOVERABLE METALS							Analyst: **MED**
Arsenic	ND	0.10		mg/L	5	4/20/2017 1:03:34 PM	31313
Barium	0.14	0.020		mg/L	1	4/20/2017 11:43:56 AM	31313
Cadmium	ND	0.010		mg/L	5	4/20/2017 1:03:34 PM	31313
Chromium	ND	0.12		mg/L	20	4/27/2017 11:08:04 AM	31313
Lead	ND	0.025		mg/L	5	4/20/2017 1:03:34 PM	31313
Selenium	ND	1.0		mg/L	20	4/27/2017 11:08:04 AM	31313
Silver	ND	0.025		mg/L	5	4/20/2017 1:03:34 PM	31313
EPA METHOD 8270C: PAHS							Analyst: **DAM**
Naphthalene	ND	2.5	D	µg/L	1	4/14/2017 8:14:38 PM	31194
1-Methylnaphthalene	ND	2.5	D	µg/L	1	4/14/2017 8:14:38 PM	31194
2-Methylnaphthalene	ND	2.5	D	µg/L	1	4/14/2017 8:14:38 PM	31194
Acenaphthylene	ND	2.5	D	µg/L	1	4/14/2017 8:14:38 PM	31194
Acenaphthene	ND	2.5	D	µg/L	1	4/14/2017 8:14:38 PM	31194
Fluorene	ND	2.5	D	µg/L	1	4/14/2017 8:14:38 PM	31194
Phenanthrene	ND	2.5	D	µg/L	1	4/14/2017 8:14:38 PM	31194
Anthracene	ND	2.5	D	µg/L	1	4/14/2017 8:14:38 PM	31194
Fluoranthene	ND	2.5	D	µg/L	1	4/14/2017 8:14:38 PM	31194
Pyrene	ND	2.5	D	µg/L	1	4/14/2017 8:14:38 PM	31194
Benz(a)anthracene	ND	2.5	D	µg/L	1	4/14/2017 8:14:38 PM	31194
Chrysene	ND	2.5	D	µg/L	1	4/14/2017 8:14:38 PM	31194
Benzo(b)fluoranthene	ND	2.5	D	µg/L	1	4/14/2017 8:14:38 PM	31194
Benzo(k)fluoranthene	ND	2.5	D	µg/L	1	4/14/2017 8:14:38 PM	31194
Benzo(a)pyrene	ND	2.5	D	µg/L	1	4/14/2017 8:14:38 PM	31194
Dibenz(a,h)anthracene	ND	2.5	D	µg/L	1	4/14/2017 8:14:38 PM	31194
Benzo(g,h,i)perylene	ND	2.5	D	µg/L	1	4/14/2017 8:14:38 PM	31194
Indeno(1,2,3-cd)pyrene	ND	2.5	D	µg/L	1	4/14/2017 8:14:38 PM	31194
Surr: N-Hexadecane	23.1	15-178	D	%Rec	1	4/14/2017 8:14:38 PM	31194
Surr: Benzo(e)pyrene	28.1	15-198	D	%Rec	1	4/14/2017 8:14:38 PM	31194
EPA METHOD 8260B: VOLATILES							Analyst: **AG**
Benzene	ND	0.50		mg/L	200	4/12/2017 6:04:22 PM	B42061
Toluene	ND	0.20		mg/L	200	4/12/2017 6:04:22 PM	B42061
Ethylbenzene	ND	0.20		mg/L	200	4/12/2017 6:04:22 PM	B42061
Methyl tert-butyl ether (MTBE)	ND	0.20		mg/L	200	4/12/2017 6:04:22 PM	B42061
1,2,4-Trimethylbenzene	ND	0.20		mg/L	200	4/12/2017 6:04:22 PM	B42061
1,3,5-Trimethylbenzene	ND	0.20		mg/L	200	4/12/2017 6:04:22 PM	B42061
1,2-Dichloroethane (EDC)	ND	0.20		mg/L	200	4/12/2017 6:04:22 PM	B42061

Refer to the QC Summary report and sample login checklist for flagged QC data and preservation information.

Qualifiers:
* Value exceeds Maximum Contaminant Level.
D Sample Diluted Due to Matrix
H Holding times for preparation or analysis exceeded
ND Not Detected at the Reporting Limit
R RPD outside accepted recovery limits
S % Recovery outside of range due to dilution or matrix
B Analyte detected in the associated Method Blank
E Value above quantitation range
J Analyte detected below quantitation limits
P Sample pH Not In Range
RL Reporting Detection Limit
W Sample container temperature is out of limit as specified

Hall Environmental Analysis Laboratory, Inc.

CLIENT: Souder, Miller and Associates
Project: Gobernador CS
Lab ID: 1704460-001
Matrix: AQUEOUS
Client Sample ID: Gobernador CS
Collection Date: 4/11/2017 9:32:00 AM
Received Date: 4/12/2017 7:00:00 AM

Analyses	Result	PQL	Qual	Units	DF	Date Analyzed	Batch
EPA METHOD 8260B: VOLATILES						Analyst: AG	
1,2-Dibromoethane (EDB)	ND	0.20		mg/L	200	4/12/2017 6:04:22 PM	B42061
Naphthalene	ND	0.40		mg/L	200	4/12/2017 6:04:22 PM	B42061
1-Methylnaphthalene	ND	0.80		mg/L	200	4/12/2017 6:04:22 PM	B42061
2-Methylnaphthalene	ND	0.80		mg/L	200	4/12/2017 6:04:22 PM	B42061
Acetone	0.8	2.0		mg/L	200	4/12/2017 6:04:22 PM	B42061
Bromobenzene	ND	0.20		mg/L	200	4/12/2017 6:04:22 PM	B42061
Bromodichloromethane	ND	0.20		mg/L	200	4/12/2017 6:04:22 PM	B42061
Bromoform	ND	0.20		mg/L	200	4/12/2017 6:04:22 PM	B42061
Bromomethane	ND	0.60		mg/L	200	4/12/2017 6:04:22 PM	B42061
2-Butanone	ND	2.0		mg/L	200	4/12/2017 6:04:22 PM	B42061
Carbon disulfide	ND	2.0		mg/L	200	4/12/2017 6:04:22 PM	B42061
Carbon Tetrachloride	ND	0.20		mg/L	200	4/12/2017 6:04:22 PM	B42061
Chlorobenzene	ND	0.20		mg/L	200	4/12/2017 6:04:22 PM	B42061
Chloroethane	ND	0.40		mg/L	200	4/12/2017 6:04:22 PM	B42061
Chloroform	ND	0.20		mg/L	200	4/12/2017 6:04:22 PM	B42061
Chloromethane	ND	0.60		mg/L	200	4/12/2017 6:04:22 PM	B42061
2-Chlorotoluene	ND	0.20		mg/L	200	4/12/2017 6:04:22 PM	B42061
4-Chlorotoluene	ND	0.20		mg/L	200	4/12/2017 6:04:22 PM	B42061
cis-1,2-DCE	ND	0.20		mg/L	200	4/12/2017 6:04:22 PM	B42061
cis-1,3-Dichloropropene	ND	0.20		mg/L	200	4/12/2017 6:04:22 PM	B42061
1,2-Dibromo-3-chloropropane	ND	0.40		mg/L	200	4/12/2017 6:04:22 PM	B42061
Dibromochloromethane	ND	0.20		mg/L	200	4/12/2017 6:04:22 PM	B42061
Dibromomethane	ND	0.20		mg/L	200	4/12/2017 6:04:22 PM	B42061
1,2-Dichlorobenzene	ND	0.20		mg/L	200	4/12/2017 6:04:22 PM	B42061
1,3-Dichlorobenzene	ND	0.20		mg/L	200	4/12/2017 6:04:22 PM	B42061
1,4-Dichlorobenzene	ND	0.20		mg/L	200	4/12/2017 6:04:22 PM	B42061
Dichlorodifluoromethane	ND	0.20		mg/L	200	4/12/2017 6:04:22 PM	B42061
1,1-Dichloroethane	ND	0.20		mg/L	200	4/12/2017 6:04:22 PM	B42061
1,1-Dichloroethene	ND	0.20		mg/L	200	4/12/2017 6:04:22 PM	B42061
1,2-Dichloropropane	ND	0.20		mg/L	200	4/12/2017 6:04:22 PM	B42061
1,3-Dichloropropane	ND	0.20		mg/L	200	4/12/2017 6:04:22 PM	B42061
2,2-Dichloropropane	ND	0.40		mg/L	200	4/12/2017 6:04:22 PM	B42061
1,1-Dichloropropene	ND	0.20		mg/L	200	4/12/2017 6:04:22 PM	B42061
Hexachlorobutadiene	ND	0.20		mg/L	200	4/12/2017 6:04:22 PM	B42061
2-Hexanone	ND	2.0		mg/L	200	4/12/2017 6:04:22 PM	B42061
Isopropylbenzene	ND	0.20		mg/L	200	4/12/2017 6:04:22 PM	B42061
4-Isopropyltoluene	ND	0.20		mg/L	200	4/12/2017 6:04:22 PM	B42061
4-Methyl-2-pentanone	ND	2.0		mg/L	200	4/12/2017 6:04:22 PM	B42061
Methylene Chloride	ND	0.60		mg/L	200	4/12/2017 6:04:22 PM	B42061

Refer to the QC Summary report and sample login checklist for flagged QC data and preservation information.

Qualifiers:
- * Value exceeds Maximum Contaminant Level.
- D Sample Diluted Due to Matrix
- H Holding times for preparation or analysis exceeded
- ND Not Detected at the Reporting Limit
- R RPD outside accepted recovery limits
- S % Recovery outside of range due to dilution or matrix
- B Analyte detected in the associated Method Blank
- E Value above quantitation range
- J Analyte detected below quantitation limits
- P Sample pH Not In Range
- RL Reporting Detection Limit
- W Sample container temperature is out of limit as specified

Hall Environmental Analysis Laboratory, Inc.

CLIENT: Souder, Miller and Associates
Project: Gobernador CS
Lab ID: 1704460-001
Matrix: AQUEOUS
Client Sample ID: Gobernador CS
Collection Date: 4/11/2017 9:32:00 AM
Received Date: 4/12/2017 7:00:00 AM

Analyses	Result	PQL	Qual	Units	DF	Date Analyzed	Batch
EPA METHOD 8260B: VOLATILES						Analyst: AG	
n-Butylbenzene	ND	0.60		mg/L	200	4/12/2017 6:04:22 PM	B42061
n-Propylbenzene	ND	0.20		mg/L	200	4/12/2017 6:04:22 PM	B42061
sec-Butylbenzene	ND	0.20		mg/L	200	4/12/2017 6:04:22 PM	B42061
Styrene	ND	0.20		mg/L	200	4/12/2017 6:04:22 PM	B42061
tert-Butylbenzene	ND	0.20		mg/L	200	4/12/2017 6:04:22 PM	B42061
1,1,1,2-Tetrachloroethane	ND	0.20		mg/L	200	4/12/2017 6:04:22 PM	B42061
1,1,2,2-Tetrachloroethane	ND	0.40		mg/L	200	4/12/2017 6:04:22 PM	B42061
Tetrachloroethene (PCE)	ND	0.20		mg/L	200	4/12/2017 6:04:22 PM	B42061
trans-1,2-DCE	ND	0.20		mg/L	200	4/12/2017 6:04:22 PM	B42061
trans-1,3-Dichloropropene	ND	0.20		mg/L	200	4/12/2017 6:04:22 PM	B42061
1,2,3-Trichlorobenzene	ND	0.20		mg/L	200	4/12/2017 6:04:22 PM	B42061
1,2,4-Trichlorobenzene	ND	0.20		mg/L	200	4/12/2017 6:04:22 PM	B42061
1,1,1-Trichloroethane	ND	0.20		mg/L	200	4/12/2017 6:04:22 PM	B42061
1,1,2-Trichloroethane	ND	0.20		mg/L	200	4/12/2017 6:04:22 PM	B42061
Trichloroethene (TCE)	ND	0.20		mg/L	200	4/12/2017 6:04:22 PM	B42061
Trichlorofluoromethane	ND	0.20		mg/L	200	4/12/2017 6:04:22 PM	B42061
1,2,3-Trichloropropane	ND	0.40		mg/L	200	4/12/2017 6:04:22 PM	B42061
Vinyl chloride	ND	0.20		mg/L	200	4/12/2017 6:04:22 PM	B42061
Xylenes, Total	ND	0.30		mg/L	200	4/12/2017 6:04:22 PM	B42061
Surr: 1,2-Dichloroethane-d4	89.3	70-130		%Rec	200	4/12/2017 6:04:22 PM	B42061
Surr: 4-Bromofluorobenzene	108	70-130		%Rec	200	4/12/2017 6:04:22 PM	B42061
Surr: Dibromofluoromethane	96.6	70-130		%Rec	200	4/12/2017 6:04:22 PM	B42061
Surr: Toluene-d8	97.8	70-130		%Rec	200	4/12/2017 6:04:22 PM	B42061

Refer to the QC Summary report and sample login checklist for flagged QC data and preservation information.

Qualifiers:
- * Value exceeds Maximum Contaminant Level.
- D Sample Diluted Due to Matrix
- H Holding times for preparation or analysis exceeded
- ND Not Detected at the Reporting Limit
- R RPD outside accepted recovery limits
- S % Recovery outside of range due to dilution or matrix
- B Analyte detected in the associated Method Blank
- E Value above quantitation range
- J Analyte detected below quantitation limits
- P Sample pH Not In Range
- RL Reporting Detection Limit
- W Sample container temperature is out of limit as specified

QC SUMMARY REPORT

Hall Environmental Analysis Laboratory, Inc.

Client: Souder, Miller and Associates
Project: Gobernador CS

Sample ID: rb | SampType: MBLK | TestCode: EPA Method 8260B: VOLATILES
Client ID: PBW | Batch ID: B42061 | RunNo: 42061
Prep Date: | Analysis Date: 4/12/2017 | SeqNo: 1321847 | Units: µg/L

Analyte	Result	PQL	SPK value	SPK Ref Val	%REC	LowLimit	HighLimit	%RPD	RPDLimit	Qual
Benzene	ND	1.0								
Toluene	ND	1.0								
Ethylbenzene	ND	1.0								
Methyl tert-butyl ether (MTBE)	ND	1.0								
1,2,4-Trimethylbenzene	ND	1.0								
1,3,5-Trimethylbenzene	ND	1.0								
1,2-Dichloroethane (EDC)	ND	1.0								
1,2-Dibromoethane (EDB)	ND	1.0								
Naphthalene	ND	2.0								
1-Methylnaphthalene	ND	4.0								
2-Methylnaphthalene	ND	4.0								
Acetone	ND	10								
Bromobenzene	ND	1.0								
Bromodichloromethane	ND	1.0								
Bromoform	ND	1.0								
Bromomethane	ND	3.0								
2-Butanone	ND	10								
Carbon disulfide	ND	10								
Carbon Tetrachloride	ND	1.0								
Chlorobenzene	ND	1.0								
Chloroethane	ND	2.0								
Chloroform	ND	1.0								
Chloromethane	ND	3.0								
2-Chlorotoluene	ND	1.0								
4-Chlorotoluene	ND	1.0								
cis-1,2-DCE	ND	1.0								
cis-1,3-Dichloropropene	ND	1.0								
1,2-Dibromo-3-chloropropane	ND	2.0								
Dibromochloromethane	ND	1.0								
Dibromomethane	ND	1.0								
1,2-Dichlorobenzene	ND	1.0								
1,3-Dichlorobenzene	ND	1.0								
1,4-Dichlorobenzene	ND	1.0								
Dichlorodifluoromethane	ND	1.0								
1,1-Dichloroethane	ND	1.0								
1,1-Dichloroethene	ND	1.0								
1,2-Dichloropropane	ND	1.0								
1,3-Dichloropropane	ND	1.0								
2,2-Dichloropropane	ND	2.0								

Qualifiers:
- * Value exceeds Maximum Contaminant Level.
- D Sample Diluted Due to Matrix
- H Holding times for preparation or analysis exceeded
- ND Not Detected at the Reporting Limit
- R RPD outside accepted recovery limits
- S % Recovery outside of range due to dilution or matrix
- B Analyte detected in the associated Method Blank
- E Value above quantitation range
- J Analyte detected below quantitation limits
- P Sample pH Not In Range
- RL Reporting Detection Limit
- W Sample container temperature is out of limit as specified

QC SUMMARY REPORT

Hall Environmental Analysis Laboratory, Inc.

Client: Souder, Miller and Associates
Project: Gobernador CS

Sample ID: rb | SampType: MBLK | TestCode: EPA Method 8260B: VOLATILES
Client ID: PBW | Batch ID: B42061 | RunNo: 42061
Prep Date: | Analysis Date: 4/12/2017 | SeqNo: 1321847 | Units: µg/L

Analyte	Result	PQL	SPK value	SPK Ref Val	%REC	LowLimit	HighLimit	%RPD	RPDLimit	Qual
1,1-Dichloropropene	ND	1.0								
Hexachlorobutadiene	ND	1.0								
2-Hexanone	ND	10								
Isopropylbenzene	ND	1.0								
4-Isopropyltoluene	ND	1.0								
4-Methyl-2-pentanone	ND	10								
Methylene Chloride	ND	3.0								
n-Butylbenzene	ND	3.0								
n-Propylbenzene	ND	1.0								
sec-Butylbenzene	ND	1.0								
Styrene	ND	1.0								
tert-Butylbenzene	ND	1.0								
1,1,1,2-Tetrachloroethane	ND	1.0								
1,1,2,2-Tetrachloroethane	ND	2.0								
Tetrachloroethene (PCE)	ND	1.0								
trans-1,2-DCE	ND	1.0								
trans-1,3-Dichloropropene	ND	1.0								
1,2,3-Trichlorobenzene	ND	1.0								
1,2,4-Trichlorobenzene	ND	1.0								
1,1,1-Trichloroethane	ND	1.0								
1,1,2-Trichloroethane	ND	1.0								
Trichloroethene (TCE)	ND	1.0								
Trichlorofluoromethane	ND	1.0								
1,2,3-Trichloropropane	ND	2.0								
Vinyl chloride	ND	1.0								
Xylenes, Total	ND	1.5								
Surr: 1,2-Dichloroethane-d4	8.9		10.00		89.1	70	130			
Surr: 4-Bromofluorobenzene	11		10.00		106	70	130			
Surr: Dibromofluoromethane	10		10.00		99.9	70	130			
Surr: Toluene-d8	10		10.00		102	70	130			

Sample ID: 100ng lcs | SampType: LCS | TestCode: EPA Method 8260B: VOLATILES
Client ID: LCSW | Batch ID: B42061 | RunNo: 42061
Prep Date: | Analysis Date: 4/12/2017 | SeqNo: 1321849 | Units: µg/L

Analyte	Result	PQL	SPK value	SPK Ref Val	%REC	LowLimit	HighLimit	%RPD	RPDLimit	Qual
Benzene	19	1.0	20.00	0	96.8	70	130			
Toluene	19	1.0	20.00	0	93.7	70	130			
Chlorobenzene	19	1.0	20.00	0	94.0	70	130			

Qualifiers:
- * Value exceeds Maximum Contaminant Level.
- D Sample Diluted Due to Matrix
- H Holding times for preparation or analysis exceeded
- ND Not Detected at the Reporting Limit
- R RPD outside accepted recovery limits
- S % Recovery outside of range due to dilution or matrix
- B Analyte detected in the associated Method Blank
- E Value above quantitation range
- J Analyte detected below quantitation limits
- P Sample pH Not In Range
- RL Reporting Detection Limit
- W Sample container temperature is out of limit as specified

QC SUMMARY REPORT
Hall Environmental Analysis Laboratory, Inc.

WO#: 1704460
01-May-17

Client: Souder, Miller and Associates
Project: Gobernador CS

Sample ID: 100ng lcs | SampType: LCS | TestCode: EPA Method 8260B: VOLATILES
Client ID: LCSW | Batch ID: B42061 | RunNo: 42061
Prep Date: | Analysis Date: 4/12/2017 | SeqNo: 1321849 | Units: µg/L

Analyte	Result	PQL	SPK value	SPK Ref Val	%REC	LowLimit	HighLimit	%RPD	RPDLimit	Qual
1,1-Dichloroethene	18	1.0	20.00	0	90.0	70	130			
Trichloroethene (TCE)	17	1.0	20.00	0	87.2	70	130			
Surr: 1,2-Dichloroethane-d4	8.7		10.00		86.9	70	130			
Surr: 4-Bromofluorobenzene	11		10.00		112	70	130			
Surr: Dibromofluoromethane	10		10.00		99.6	70	130			
Surr: Toluene-d8	9.7		10.00		96.9	70	130			

Qualifiers:
- * Value exceeds Maximum Contaminant Level.
- D Sample Diluted Due to Matrix
- H Holding times for preparation or analysis exceeded
- ND Not Detected at the Reporting Limit
- R RPD outside accepted recovery limits
- S % Recovery outside of range due to dilution or matrix
- B Analyte detected in the associated Method Blank
- E Value above quantitation range
- J Analyte detected below quantitation limits
- P Sample pH Not In Range
- RL Reporting Detection Limit
- W Sample container temperature is out of limit as specified

QC SUMMARY REPORT
Hall Environmental Analysis Laboratory, Inc.

WO#: 1704460
01-May-17

Client: Souder, Miller and Associates
Project: Gobernador CS

Sample ID: lcs-31194 | SampType: LCS | TestCode: EPA Method 8270C: PAHs
Client ID: LCSW | Batch ID: 31194 | RunNo: 42146
Prep Date: 4/12/2017 | Analysis Date: 4/14/2017 | SeqNo: 1323880 | Units: µg/L

Analyte	Result	PQL	SPK value	SPK Ref Val	%REC	LowLimit	HighLimit	%RPD	RPDLimit	Qual
Naphthalene	8.8	0.50	20.00	0	44.1	37.4	120			
1-Methylnaphthalene	8.6	0.50	20.00	0	48.1	39.3	121			
2-Methylnaphthalene	9.0	0.50	20.00	0	44.8	37.8	122			
Acenaphthylene	11	0.50	20.00	0	54.2	37	124			
Acenaphthene	11	0.50	20.00	0	54.6	35.6	123			
Fluorene	11	0.50	20.00	0	57.1	35.2	122			
Phenanthrene	12	0.50	20.00	0	61.7	38.8	122			
Anthracene	12	0.50	20.00	0	61.0	37.5	125			
Fluoranthene	12	0.50	20.00	0	61.5	37.4	131			
Pyrene	11	0.50	20.00	0	57.0	27.5	140			
Benz(a)anthracene	12	0.50	20.00	0	58.2	25.4	141			
Chrysene	11	0.50	20.00	0	56.5	33.6	155			
Benzo(b)fluoranthene	12	0.50	20.00	0	58.5	39	153			
Benzo(k)fluoranthene	13	0.50	20.00	0	63.3	38	154			
Benzo(a)pyrene	12	0.50	20.00	0	59.1	38.6	153			
Dibenz(a,h)anthracene	12	0.50	20.00	0	61.9	39.7	155			
Benzo(g,h,i)perylene	12	0.50	20.00	0	60.6	39.6	154			
Indeno(1,2,3-cd)pyrene	12	0.50	20.00	0	61.1	19.1	153			
Surr: N-hexadecane	11		87.60		12.1	15	176			S
Surr: Benzo(e)pyrene	12		20.00		58.1	15	198			

Sample ID: lcsd-31194 | SampType: LCSD | TestCode: EPA Method 8270C: PAHs
Client ID: LCSS02 | Batch ID: 31194 | RunNo: 42146
Prep Date: 4/12/2017 | Analysis Date: 4/14/2017 | SeqNo: 1323881 | Units: µg/L

Analyte	Result	PQL	SPK value	SPK Ref Val	%REC	LowLimit	HighLimit	%RPD	RPDLimit	Qual
Naphthalene	12	0.50	20.00	0	58.5	37.4	120	28.1	20	R
1-Methylnaphthalene	13	0.50	20.00	0	63.4	39.3	121	27.4	26.8	R
2-Methylnaphthalene	12	0.50	20.00	0	61.8	37.8	122	31.9	23.8	R
Acenaphthylene	13	0.50	20.00	0	65.7	37	124	19.2	28.6	
Acenaphthene	14	0.50	20.00	0	67.8	35.6	123	21.6	27	
Fluorene	15	0.50	20.00	0	73.6	35.2	122	25.2	25.7	
Phenanthrene	16	0.50	20.00	0	80.0	38.8	122	25.8	20	R
Anthracene	17	0.50	20.00	0	84.5	37.5	125	32.3	21.2	R
Fluoranthene	16	0.50	20.00	0	78.5	37.4	131	24.3	21.8	R
Pyrene	16	0.50	20.00	0	78.4	27.5	140	31.6	31.1	R
Benz(a)anthracene	16	0.50	20.00	0	78.7	25.4	141	29.9	26.6	R
Chrysene	15	0.50	20.00	0	76.0	33.6	155	29.4	21.2	R
Benzo(b)fluoranthene	16	0.50	20.00	0	79.0	39	153	29.8	20	R

Qualifiers:
- * Value exceeds Maximum Contaminant Level.
- D Sample Diluted Due to Matrix
- H Holding times for preparation or analysis exceeded
- ND Not Detected at the Reporting Limit
- R RPD outside accepted recovery limits
- S % Recovery outside of range due to dilution or matrix
- B Analyte detected in the associated Method Blank
- E Value above quantitation range
- J Analyte detected below quantitation limits
- P Sample pH Not In Range
- RL Reporting Detection Limit
- W Sample container temperature is out of limit as specified

QC SUMMARY REPORT
Hall Environmental Analysis Laboratory, Inc.

WO#: 1704460
01-May-17

Client: Souder, Miller and Associates
Project: Gobernador CS

Sample ID: lcsd-31194 | SampType: LCSD | TestCode: EPA Method 8270C: PAHs
Client ID: LCSS02 | Batch ID: 31194 | RunNo: 42146
Prep Date: 4/12/2017 | Analysis Date: 4/14/2017 | SeqNo: 1323881 | Units: µg/L

Analyte	Result	PQL	SPK value	SPK Ref Val	%REC	LowLimit	HighLimit	%RPD	RPDLimit	Qual
Benzo(k)fluoranthene	16	0.50	20.00	0	81.6	38	154	25.3	21	R
Benzo(a)pyrene	15	0.50	20.00	0	77.2	38.6	153	25.8	24.8	R
Dibenz(a,h)anthracene	16	0.50	20.00	0	79.2	39.7	155	24.5	26	
Benzo(g,h,i)perylene	16	0.50	20.00	0	78.4	39.6	154	25.6	20	R
Indeno(1,2,3-cd)pyrene	16	0.50	20.00	0	81.3	19.1	153	28.4	20	R
Surr: N-hexadecane	8.1		87.60		9.29	15	176	0	0	S
Surr: Benzo(e)pyrene	16		20.00		78.5	15	198	0	0	

Sample ID: mb-31194 | SampType: MBLK | TestCode: EPA Method 8270C: PAHs
Client ID: PBW | Batch ID: 31194 | RunNo: 42146
Prep Date: 4/12/2017 | Analysis Date: 4/14/2017 | SeqNo: 1323882 | Units: µg/L

Analyte	Result	PQL	SPK value	SPK Ref Val	%REC	LowLimit	HighLimit	%RPD	RPDLimit	Qual
Naphthalene	ND	0.50								
1-Methylnaphthalene	ND	0.50								
2-Methylnaphthalene	ND	0.50								
Acenaphthylene	ND	0.50								
Acenaphthene	ND	0.50								
Fluorene	ND	0.50								
Phenanthrene	ND	0.50								
Anthracene	ND	0.50								
Fluoranthene	ND	0.50								
Pyrene	ND	0.50								
Benz(a)anthracene	ND	0.50								
Chrysene	ND	0.50								
Benzo(b)fluoranthene	ND	0.50								
Benzo(k)fluoranthene	ND	0.50								
Benzo(a)pyrene	ND	0.50								
Dibenz(a,h)anthracene	ND	0.50								
Benzo(g,h,i)perylene	ND	0.50								
Indeno(1,2,3-cd)pyrene	ND	0.50								
Surr: N-hexadecane	37		87.60		42.7	15	176			
Surr: Benzo(e)pyrene	18		20.00		87.0	15	198			

Qualifiers:
- * Value exceeds Maximum Contaminant Level.
- D Sample Diluted Due to Matrix
- H Holding times for preparation or analysis exceeded
- ND Not Detected at the Reporting Limit
- R RPD outside accepted recovery limits
- S % Recovery outside of range due to dilution or matrix
- B Analyte detected in the associated Method Blank
- E Value above quantitation range
- J Analyte detected below quantitation limits
- P Sample pH Not In Range
- RL Reporting Detection Limit
- W Sample container temperature is out of limit as specified

QC SUMMARY REPORT
Hall Environmental Analysis Laboratory, Inc.

WO#: 1704460
01-May-17

Client: Souder, Miller and Associates
Project: Gobernador CS

Sample ID: MB-31200 | SampType: MBLK | TestCode: EPA Method 7470: Mercury
Client ID: PBW | Batch ID: 31200 | RunNo: 42198
Prep Date: 4/17/2017 | Analysis Date: 4/18/2017 | SeqNo: 1325610 | Units: mg/L

Analyte	Result	PQL	SPK value	SPK Ref Val	%REC	LowLimit	HighLimit	%RPD	RPDLimit	Qual
Mercury	ND	0.00020								

Sample ID: LCS-31200 | SampType: LCS | TestCode: EPA Method 7470: Mercury
Client ID: LCSW | Batch ID: 31200 | RunNo: 42198
Prep Date: 4/17/2017 | Analysis Date: 4/18/2017 | SeqNo: 1325611 | Units: mg/L

Analyte	Result	PQL	SPK value	SPK Ref Val	%REC	LowLimit	HighLimit	%RPD	RPDLimit	Qual
Mercury	0.0047	0.00020	0.005000	0	93.4	80	120			

Qualifiers:
- * Value exceeds Maximum Contaminant Level.
- D Sample Diluted Due to Matrix
- H Holding times for preparation or analysis exceeded
- ND Not Detected at the Reporting Limit
- R RPD outside accepted recovery limits
- S % Recovery outside of range due to dilution or matrix
- B Analyte detected in the associated Method Blank
- E Value above quantitation range
- J Analyte detected below quantitation limits
- P Sample pH Not In Range
- RL Reporting Detection Limit
- W Sample container temperature is out of limit as specified

QC SUMMARY REPORT

Hall Environmental Analysis Laboratory, Inc.

WO#: 1704460
01-May-17

Client: Souder, Miller and Associates
Project: Gobernador CS

Sample ID: MB-31313	SampType: MBLK	TestCode: EPA 6010B: Total Recoverable Metals							
Client ID: PBW	Batch ID: 31313	RunNo: 42247							
Prep Date: 4/19/2017	Analysis Date: 4/20/2017	SeqNo: 1327539	Units: mg/L						
Analyte	Result	PQL	SPK value	SPK Ref Val	%REC	LowLimit	HighLimit	%RPD	RPDLimit	Qual
Arsenic	ND	0.020								
Barium	ND	0.020								
Cadmium	ND	0.0020								
Chromium	ND	0.0060								
Lead	ND	0.0050								
Selenium	ND	0.050								
Silver	ND	0.0050								

Sample ID: LCS-31313	SampType: LCS	TestCode: EPA 6010B: Total Recoverable Metals							
Client ID: LCSW	Batch ID: 31313	RunNo: 42247							
Prep Date: 4/19/2017	Analysis Date: 4/20/2017	SeqNo: 1327540	Units: mg/L						
Analyte	Result	PQL	SPK value	SPK Ref Val	%REC	LowLimit	HighLimit	%RPD	RPDLimit	Qual
Arsenic	0.48	0.020	0.5000	0	95.7	80	120			
Barium	0.47	0.020	0.5000	0	93.0	80	120			
Cadmium	0.47	0.0020	0.5000	0	93.2	80	120			
Chromium	0.47	0.0060	0.5000	0	93.4	80	120			
Lead	0.46	0.0050	0.5000	0	92.0	80	120			
Selenium	0.49	0.050	0.5000	0	97.8	80	120			
Silver	0.095	0.0050	0.1000	0	95.3	80	120			

Qualifiers:

- * Value exceeds Maximum Contaminant Level.
- D Sample Diluted Due to Matrix
- H Holding times for preparation or analysis exceeded
- ND Not Detected at the Reporting Limit
- R RPD outside accepted recovery limits
- S % Recovery outside of range due to dilution or matrix
- B Analyte detected in the associated Method Blank
- E Value above quantitation range
- J Analyte detected below quantitation limits
- P Sample pH Not In Range
- RL Reporting Detection Limit
- W Sample container temperature is out of limit as specified

---

HALL ENVIRONMENTAL ANALYSIS LABORATORY

Hall Environmental Analysis Laboratory
4901 Hawkins NE
Albuquerque, NM 87109
TEL: 505-345-3975 FAX: 505-345-4107
Website: www.hallenvironmental.com

Sample Log-In Check List

Client Name: SMA-FARM Work Order Number: 1704460 RcptNo: 1

Received By: Lindsay Mangin 4/12/2017 7:00:00 AM
Completed By: Ashley Gallegos 4/12/2017 8:43:29 AM
Reviewed By: SEE 04/12/17

Chain of Custody

1. Custody seals intact on sample bottles? Yes ☐ No ☐ Not Present ☑
2. Is Chain of Custody complete? Yes ☑ No ☐ Not Present ☐
3. How was the sample delivered? Courier

Log In

4. Was an attempt made to cool the samples? Yes ☑ No ☐ NA ☐
5. Were all samples received at a temperature of >0° C to 6.0°C Yes ☑ No ☐ NA ☐
6. Sample(s) in proper container(s)? Yes ☑ No ☐
7. Sufficient sample volume for indicated test(s)? Yes ☑ No ☐
8. Are samples (except VOA and ONG) properly preserved? Yes ☑ No ☐
9. Was preservative added to bottles? Yes ☐ No ☑ NA ☐
10. VOA vials have zero headspace? Yes ☑ No ☐ No VOA Vials ☐
11. Were any sample containers received broken? Yes ☐ No ☑
12. Does paperwork match bottle labels? (Note discrepancies on chain of custody) Yes ☑ No ☐ # of preserved bottles checked for pH: 1 (2 or >12 unless noted)
13. Are matrices correctly identified on Chain of Custody? Yes ☑ No ☐ Adjusted? YES
14. Is it clear what analyses were requested? Yes ☑ No ☐
15. Were all holding times able to be met? (If no, notify customer for authorization.) Yes ☑ No ☐ Checked by: ENM

Special Handling (if applicable)

16. Was client notified of all discrepancies with this order? Yes ☐ No ☐ NA ☑

Person Notified: Date:
By Whom: Via: ☐ eMail ☐ Phone ☐ Fax ☐ In Person
Regarding:
Client Instructions:

17. Additional remarks: Added 1mL HNO_3 to ~200C for acceptable pH for metals analysis. -ENM 04/12/17 0940

18. Cooler Information

Cooler No	Temp °C	Condition	Seal Intact	Seal No	Seal Date	Signed By
1	1.5	Good	Yes			

Chain-of-Custody Record

Client: SMA
Turn-Around Time: ☐ Standard ☐ Rush
Project Name: Gobernador CS
Project #:
Mailing Address: 401 W. Broadway Farmington, NM 87401
Phone #: 505-
email or Fax#: Ashley@Hallenv.com
QA/QC Package: ☐ Standard ☐ Level 4 (Full Validation)
Accreditation: ☐ NELAP ☐ Other ☐ EDD (Type)
Project Manager: Ashley Mangum
Team Leader: Enviroscience
Sampler: RW + CP
On Ice: ☑ Yes ☐ No
Sample Temperature: 1.5

Date	Time	Matrix	Sample Request ID	Container Type and #	Preservative Type	HEAL No.	BTEX + MTBE + TMB's (8021)	BTEX + MTBE + TPH (Gas only)	TPH 8015B (GRO / DRO / MRO)	TPH (Method 418.1)	EDB (Method 504.1)	PAH's (8310 or 8270 SIMS)	RCRA 8 Metals	Anions (F,Cl,NO3,NO2,PO4,SO4)	8081 Pesticides / 8082 PCB's	8260B (VOA)	8270 (Semi-VOA)
4/17	10:32	H2O	Gobernador CS	Various	Wet Ice	1704460-001										X	

Remarks: 8260 Full List Approx. TCLP Compounds for TCLP Limits. Invoice Tom Long - Enviroscience

Relinquished by: Lindsay Mangin Date: 4/17 Time: 1602
Received by: [illegible] Date: 4/17 Time: 1602
Relinquished by: [illegible] Date: 4/17 Time: 1834
Received by: [illegible] Date: 4/17 Time: 1834

If necessary, samples submitted to Hall Environmental may be subcontracted to other accredited laboratories. This serves as notice of this possibility. All subcontracted data will be clearly labeled on the analytical report.

HALL ENVIRONMENTAL ANALYSIS LABORATORY
www.hallenvironmental.com
4901 Hawkins NE - Albuquerque, NM 87109
Tel. 505-345-3975 Fax 505-345-4107

Analysis Request

3017

District I
1625 N. French Dr., Hobbs, NM 88240
District II
1301 W. Grand Avenue, Artesia, NM 88210
District III
1000 Rio Brazos Road, Aztec, NM 87410
District IV
1220 S. St. Francis Dr., Santa Fe, NM 87505

State of New Mexico
Energy Minerals and Natural Resources
Oil Conservation Division
1220 South St. Francis Dr.
Santa Fe, NM 87505

Form C-138
Revised 08/01/11

*Surface Waste Management Facility Operator and Generator shall maintain and make this documentation available for Division inspection.

REQUEST FOR APPROVAL TO ACCEPT SOLID WASTE

1. **Generator Name and Address:**
Enterprise Field Services, LLC, 614 Reilly Ave, Farmington NM 87401

2. **Originating Site:**
Pump Mesa Compressor Station

3. **Location of Material (Street Address, City, State or ULSTR):**
UL J Section 14 Township 31 North Range 8 West; 36.893804, -107.645055

4. **Source and Description of Waste:**
Source: Water/Oil from the Non Exempt WasteWater Tanks and from the compressor skid drains.
Description: Non Exempt/Non-Hazardous Water from the compressor skids.
Estimated Volume 80 yd³ bbls Known Volume (to be entered by the operator at the end of the haul) 290 yd³ bbls

5. **GENERATOR CERTIFICATION STATEMENT OF WASTE STATUS**

I, Thomas Long, representative or authorized agent for Enterprise Products Operating do hereby certify that according to the Resource Conservation and Recovery Act (RCRA) and the US Environmental Protection Agency's July 1988 regulatory determination, the above described waste is: (Check the appropriate classification)

☐ RCRA Exempt: Oil field wastes generated from oil and gas exploration and production operations and are not mixed with non-exempt waste. *Operator Use Only: Waste Acceptance Frequency ☐ Monthly ☐ Weekly ☐ Per Load*

☒ RCRA Non-Exempt: Oil field waste which is non-hazardous that does not exceed the minimum standards for waste hazardous by characteristics established in RCRA regulations, 40 CFR 261.21-261.24, or listed hazardous waste as defined in 40 CFR, part 261, subpart D, as amended. The following documentation is attached to demonstrate the above-described waste is non-hazardous: (Check the appropriate items)

☐ MSDS Information ☒ RCRA Hazardous Waste Analysis ☒ Process Knowledge ☐ Other (Provide description in Box 4)

GENERATOR 19.15.36.15 WASTE TESTING CERTIFICATION STATEMENT FOR LANDFARMS

I, Thomas Long, representative for Enterprise Products Operating authorize to complete the required testing/sign the Generator Waste Testing Certification.

I, _____, representative for Agua Moss, LLC do hereby certify that representative samples of the oil field waste have been subjected to the paint filter test and tested for chloride content and that the samples have been found to conform to the specific requirements applicable to landfarms pursuant to Section 15 of 19.15.36 NMAC. The results of the representative samples are attached to demonstrate the above-described waste conform to the requirements of Section 15 of 19.15.36 NMAC.

5. **Transporter: To Be Determined**

OCD Permitted Surface Waste Management Facility

Name and Facility Permit #: ***Agua Moss, LLC - Permit #: NM-01-009**
Address of Facility: **SW/4 NW/4 Section 2, Township 29N, Range Crouch Mesa, NM**

Method of Treatment and/or Disposal:
☐ Evaporation ☒ Injection ☐ Treating Plant ☐ Landfarm ☐ Landfill ☐ Other

Waste Acceptance Status:
☒ APPROVED ☐ DENIED (Must Be Maintained As Permanent Record)

PRINT NAME: Bonnie Hughes TITLE: Surface Waste DATE: 12/17
SIGNATURE: TELEPHONE NO.:
Surface Waste Management Facility Authorized Agent

HALL ENVIRONMENTAL ANALYSIS LABORATORY

Hall Environmental Analysis Laboratory
4901 Hawkins NE
Albuquerque, NM 87109
TEL: 505-345-3975 FAX: 505-345-4107
Website: www.hallenvironmental.com

May 01, 2017

Ashley Maxwell
Souder, Miller and Associates
401 W. Broadway
Farmington, NM 87401
TEL: (505) 325-5667
FAX (505) 327-1496

RE: Pump Mesa CS OrderNo.: 1704461

Dear Ashley Maxwell:

Hall Environmental Analysis Laboratory received 1 sample(s) on 4/12/2017 for the analyses presented in the following report.

These were analyzed according to EPA procedures or equivalent. To access our accredited tests please go to www.hallenvironmental.com or the state specific web sites. In order to properly interpret your results, it is imperative that you review this report in its entirety. See the sample checklist and/or the Chain of Custody for information regarding the sample receipt temperature and preservation. Data qualifiers or a narrative will be provided if the sample analysis or analytical quality control parameters require a flag. When necessary, data qualifiers are provided on both the sample analysis report and the QC summary report, both sections should be reviewed. All samples are reported, as received, unless otherwise indicated. Lab measurement of analytes considered field parameters that require analysis within 15 minutes of sampling such as pH and residual chlorine are qualified as being analyzed outside of the recommended holding time.

Please don't hesitate to contact HEAL for any additional information or clarifications.

ADHS Cert #AZ0682 -- NMED-DWB Cert #NM9425 -- NMED-Micro Cert #NM0190

Sincerely,

Andy Freeman
Laboratory Manager
4901 Hawkins NE
Albuquerque, NM 87109

Analytical Report
Lab Order **1704461**
Date Reported: **5/1/2017**

Hall Environmental Analysis Laboratory, Inc.

CLIENT: Souder, Miller and Associates **Client Sample ID:** Pump Mesa AGT
Project: Pump Mesa CS **Collection Date:** 4/11/2017 1:45:00 PM
Lab ID: 1704461-001 **Matrix:** AQUEOUS **Received Date:** 4/12/2017 7:00:00 AM

Analyses	Result	PQL	Qual	Units	DF	Date Analyzed	Batch
EPA METHOD 7470: MERCURY							Analyst: **MED**
Mercury	0.00028	0.00020		mg/L	1	4/18/2017 3:12:24 PM	31288
EPA 6010B: TOTAL RECOVERABLE METALS							Analyst: **MED**
Arsenic	ND	0.40		mg/L	20	4/27/2017 11:09:45 AM	31313
Barium	ND	0.40		mg/L	20	4/27/2017 11:09:45 AM	31313
Cadmium	ND	0.0020		mg/L	1	4/20/2017 11:45:43 AM	31313
Chromium	ND	0.12		mg/L	20	4/27/2017 11:09:45 AM	31313
Lead	ND	0.0060		mg/L	1	4/20/2017 11:45:43 AM	31313
Selenium	ND	1.0		mg/L	20	4/27/2017 11:09:45 AM	31313
Silver	ND	0.0050		mg/L	1	4/20/2017 11:45:43 AM	31313
EPA METHOD 8270C: PAHS							Analyst: **DAM**
Naphthalene	4.3	2.5	D	µg/L	1	4/14/2017 8:38:49 PM	31194
1-Methylnaphthalene	ND	2.5	D	µg/L	1	4/14/2017 8:38:49 PM	31194
2-Methylnaphthalene	3.9	2.5	D	µg/L	1	4/14/2017 8:38:49 PM	31194
Acenaphthylene	ND	2.5	D	µg/L	1	4/14/2017 8:38:49 PM	31194
Acenaphthene	ND	2.5	D	µg/L	1	4/14/2017 8:38:49 PM	31194
Fluorene	ND	2.5	D	µg/L	1	4/14/2017 8:38:49 PM	31194
Phenanthrene	ND	2.5	D	µg/L	1	4/14/2017 8:38:49 PM	31194
Anthracene	ND	2.5	D	µg/L	1	4/14/2017 8:38:49 PM	31194
Fluoranthene	ND	2.5	D	µg/L	1	4/14/2017 8:38:49 PM	31194
Pyrene	2.6	2.5	D	µg/L	1	4/14/2017 8:38:49 PM	31194
Benz(a)anthracene	ND	2.5	D	µg/L	1	4/14/2017 8:38:49 PM	31194
Chrysene	ND	2.5	D	µg/L	1	4/14/2017 8:38:49 PM	31194
Benzo(b)fluoranthene	ND	2.5	D	µg/L	1	4/14/2017 8:38:49 PM	31194
Benzo(k)fluoranthene	ND	2.5	D	µg/L	1	4/14/2017 8:38:49 PM	31194
Benzo(a)pyrene	ND	2.5	D	µg/L	1	4/14/2017 8:38:49 PM	31194
Dibenz(a,h)anthracene	ND	2.5	D	µg/L	1	4/14/2017 8:38:49 PM	31194
Benzo(g,h,i)perylene	ND	2.5	D	µg/L	1	4/14/2017 8:38:49 PM	31194
Indeno(1,2,3-cd)pyrene	ND	2.5	D	µg/L	1	4/14/2017 8:38:49 PM	31194
Surr: N-Hexadecane	45.4	10-176	D	%Rec	1	4/14/2017 8:38:49 PM	31194
Surr: Benzo(e)pyrene	63.4	15-198	D	%Rec	1	4/14/2017 8:38:49 PM	31194
EPA METHOD 8260B: VOLATILES							Analyst: **AG**
Benzene	ND	0.50		mg/L	200	4/12/2017 6:33:22 PM	B42061
Toluene	0.46	0.20		mg/L	200	4/12/2017 6:33:22 PM	B42061
Ethylbenzene	ND	0.20		mg/L	200	4/12/2017 6:33:22 PM	B42061
Methyl tert-butyl ether (MTBE)	ND	0.20		mg/L	200	4/12/2017 6:33:22 PM	B42061
1,2,4-Trimethylbenzene	ND	0.20		mg/L	200	4/12/2017 6:33:22 PM	B42061
1,3,5-Trimethylbenzene	ND	0.20		mg/L	200	4/12/2017 6:33:22 PM	B42061
1,2-Dichloroethane (EDC)	ND	0.20		mg/L	200	4/12/2017 6:33:22 PM	B42061

Refer to the QC Summary report and sample login checklist for flagged QC data and preservation information.

Qualifiers:
* Value exceeds Maximum Contaminant Level.
B Analyte detected in the associated Method Blank
D Sample Diluted Due to Matrix
E Value above quantitation range
H Holding times for preparation or analysis exceeded
J Analyte detected below quantitation limits
ND Not Detected at the Reporting Limit
P Sample pH Not In Range
R RPD outside accepted recovery limits
RL Reporting Detection Limit
S % Recovery outside of range due to dilution or matrix
W Sample container temperature is out of limit as specified

Analytical Report
Lab Order **1704461**
Date Reported: **5/1/2017**

Hall Environmental Analysis Laboratory, Inc.

CLIENT: Souder, Miller and Associates **Client Sample ID:** Pump Mesa AGT
Project: Pump Mesa CS **Collection Date:** 4/11/2017 1:45:00 PM
Lab ID: 1704461-001 **Matrix:** AQUEOUS **Received Date:** 4/12/2017 7:00:00 AM

Analyses	Result	PQL	Qual	Units	DF	Date Analyzed	Batch
EPA METHOD 8260B: VOLATILES							Analyst: **AG**
1,3-Dichloroethane (EDB)	ND	0.20		mg/L	200	4/12/2017 6:33:22 PM	B42061
Naphthalene	ND	0.40		mg/L	200	4/12/2017 6:33:22 PM	B42061
1-Methylnaphthalene	ND	0.80		mg/L	200	4/12/2017 6:33:22 PM	B42061
2-Methylnaphthalene	ND	0.80		mg/L	200	4/12/2017 6:33:22 PM	B42061
Acetone	ND	2.0		mg/L	200	4/12/2017 6:33:22 PM	B42061
Bromobenzene	ND	0.20		mg/L	200	4/12/2017 6:33:22 PM	B42061
Bromodichloromethane	ND	0.20		mg/L	200	4/12/2017 6:33:22 PM	B42061
Bromoform	ND	0.20		mg/L	200	4/12/2017 6:33:22 PM	B42061
Bromomethane	ND	0.60		mg/L	200	4/12/2017 6:33:22 PM	B42061
2-Butanone	ND	2.0		mg/L	200	4/12/2017 6:33:22 PM	B42061
Carbon disulfide	ND	2.0		mg/L	200	4/12/2017 6:33:22 PM	B42061
Carbon Tetrachloride	ND	0.20		mg/L	200	4/12/2017 6:33:22 PM	B42061
Chlorobenzene	ND	0.20		mg/L	200	4/12/2017 6:33:22 PM	B42061
Chloroethane	ND	0.40		mg/L	200	4/12/2017 6:33:22 PM	B42061
Chloroform	ND	0.20		mg/L	200	4/12/2017 6:33:22 PM	B42061
Chloromethane	ND	0.60		mg/L	200	4/12/2017 6:33:22 PM	B42061
2-Chlorotoluene	ND	0.20		mg/L	200	4/12/2017 6:33:22 PM	B42061
4-Chlorotoluene	ND	0.20		mg/L	200	4/12/2017 6:33:22 PM	B42061
cis-1,2-DCE	ND	0.20		mg/L	200	4/12/2017 6:33:22 PM	B42061
cis-1,3-Dichloropropene	ND	0.20		mg/L	200	4/12/2017 6:33:22 PM	B42061
1,2-Dibromo-3-chloropropane	ND	0.40		mg/L	200	4/12/2017 6:33:22 PM	B42061
Dibromochloromethane	ND	0.20		mg/L	200	4/12/2017 6:33:22 PM	B42061
Dibromomethane	ND	0.20		mg/L	200	4/12/2017 6:33:22 PM	B42061
1,2-Dichlorobenzene	ND	0.20		mg/L	200	4/12/2017 6:33:22 PM	B42061
1,3-Dichlorobenzene	ND	0.20		mg/L	200	4/12/2017 6:33:22 PM	B42061
1,4-Dichlorobenzene	ND	0.20		mg/L	200	4/12/2017 6:33:22 PM	B42061
Dichlorodifluoromethane	ND	0.20		mg/L	200	4/12/2017 6:33:22 PM	B42061
1,1-Dichloroethane	ND	0.20		mg/L	200	4/12/2017 6:33:22 PM	B42061
1,1-Dichloroethene	ND	0.20		mg/L	200	4/12/2017 6:33:22 PM	B42061
1,2-Dichloropropane	ND	0.20		mg/L	200	4/12/2017 6:33:22 PM	B42061
1,3-Dichloropropane	ND	0.20		mg/L	200	4/12/2017 6:33:22 PM	B42061
2,2-Dichloropropane	ND	0.40		mg/L	200	4/12/2017 6:33:22 PM	B42061
1,1-Dichloropropene	ND	0.20		mg/L	200	4/12/2017 6:33:22 PM	B42061
Hexachlorobutadiene	ND	0.20		mg/L	200	4/12/2017 6:33:22 PM	B42061
2-Hexanone	ND	2.0		mg/L	200	4/12/2017 6:33:22 PM	B42061
Isopropylbenzene	ND	0.20		mg/L	200	4/12/2017 6:33:22 PM	B42061
4-Isopropyltoluene	ND	0.20		mg/L	200	4/12/2017 6:33:22 PM	B42061
4-Methyl-2-pentanone	ND	2.0		mg/L	200	4/12/2017 6:33:22 PM	B42061
Methylene Chloride	ND	0.60		mg/L	200	4/12/2017 6:33:22 PM	B42061

Refer to the QC Summary report and sample login checklist for flagged QC data and preservation information.

Qualifiers:
* Value exceeds Maximum Contaminant Level.
B Analyte detected in the associated Method Blank
D Sample Diluted Due to Matrix
E Value above quantitation range
H Holding times for preparation or analysis exceeded
J Analyte detected below quantitation limits
ND Not Detected at the Reporting Limit
P Sample pH Not In Range
R RPD outside accepted recovery limits
RL Reporting Detection Limit
S % Recovery outside of range due to dilution or matrix
W Sample container temperature is out of limit as specified

Analytical Report
Lab Order **1704461**
Date Reported: **5/1/2017**

Hall Environmental Analysis Laboratory, Inc.

CLIENT: Souder, Miller and Associates **Client Sample ID:** Pump Mesa AGT
Project: Pump Mesa CS **Collection Date:** 4/11/2017 1:45:00 PM
Lab ID: 1704461-001 **Matrix:** AQUEOUS **Received Date:** 4/12/2017 7:00:00 AM

Analyses	Result	PQL	Qual	Units	DF	Date Analyzed	Batch
EPA METHOD 8260B: VOLATILES							Analyst: **AG**
n-Butylbenzene	ND	0.60		mg/L	200	4/12/2017 6:33:22 PM	B42061
n-Propylbenzene	ND	0.20		mg/L	200	4/12/2017 6:33:22 PM	B42061
sec-Butylbenzene	ND	0.20		mg/L	200	4/12/2017 6:33:22 PM	B42061
Styrene	ND	0.20		mg/L	200	4/12/2017 6:33:22 PM	B42061
tert-Butylbenzene	ND	0.20		mg/L	200	4/12/2017 6:33:22 PM	B42061
1,1,1,2-Tetrachloroethane	ND	0.20		mg/L	200	4/12/2017 6:33:22 PM	B42061
1,1,2,2-Tetrachloroethane	ND	0.40		mg/L	200	4/12/2017 6:33:22 PM	B42061
Tetrachloroethene (PCE)	ND	0.20		mg/L	200	4/12/2017 6:33:22 PM	B42061
trans-1,2-DCE	ND	0.20		mg/L	200	4/12/2017 6:33:22 PM	B42061
trans-1,3-Dichloropropene	ND	0.20		mg/L	200	4/12/2017 6:33:22 PM	B42061
1,2,3-Trichlorobenzene	ND	0.20		mg/L	200	4/12/2017 6:33:22 PM	B42061
1,2,4-Trichlorobenzene	ND	0.20		mg/L	200	4/12/2017 6:33:22 PM	B42061
1,1,1-Trichloroethane	ND	0.20		mg/L	200	4/12/2017 6:33:22 PM	B42061
1,1,2-Trichloroethane	ND	0.20		mg/L	200	4/12/2017 6:33:22 PM	B42061
Trichloroethene (TCE)	ND	0.20		mg/L	200	4/12/2017 6:33:22 PM	B42061
Trichlorofluoromethane	ND	0.20		mg/L	200	4/12/2017 6:33:22 PM	B42061
1,2,3-Trichloropropane	ND	0.40		mg/L	200	4/12/2017 6:33:22 PM	B42061
Vinyl chloride	ND	0.20		mg/L	200	4/12/2017 6:33:22 PM	B42061
Xylenes, Total	ND	0.30		mg/L	200	4/12/2017 6:33:22 PM	B42061
Surr: 1,2-Dichloroethane-d4	87.1	70-130		%Rec	200	4/12/2017 6:33:22 PM	B42061
Surr: 4-Bromofluorobenzene	105	70-130		%Rec	200	4/12/2017 6:33:22 PM	B42061
Surr: Dibromofluoromethane	93.8	70-130		%Rec	200	4/12/2017 6:33:22 PM	B42061
Surr: Toluene-d8	101	70-130		%Rec	200	4/12/2017 6:33:22 PM	B42061

Refer to the QC Summary report and sample login checklist for flagged QC data and preservation information.

Qualifiers:
* Value exceeds Maximum Contaminant Level.
B Analyte detected in the associated Method Blank
D Sample Diluted Due to Matrix
E Value above quantitation range
H Holding times for preparation or analysis exceeded
J Analyte detected below quantitation limits
ND Not Detected at the Reporting Limit
P Sample pH Not In Range
R RPD outside accepted recovery limits
RL Reporting Detection Limit
S % Recovery outside of range due to dilution or matrix
W Sample container temperature is out of limit as specified

QC SUMMARY REPORT
Hall Environmental Analysis Laboratory, Inc.

WO#: 1704461
01-May-17

Client: Souder, Miller and Associates
Project: Pump Mesa CS

Sample ID: rb | SampType: MBLK | TestCode: EPA Method 8260B: VOLATILES
Client ID: PBW | Batch ID: B42061 | RunNo: 42061
Prep Date: | Analysis Date: 4/12/2017 | SeqNo: 1321847 | Units: µg/L

Analyte	Result	PQL	SPK value	SPK Ref Val	%REC	LowLimit	HighLimit	%RPD	RPDLimit	Qual
Benzene	ND	1.0								
Toluene	ND	1.0								
Ethylbenzene	ND	1.0								
Methyl tert-butyl ether (MTBE)	ND	1.0								
1,2,4-Trimethylbenzene	ND	1.0								
1,3,5-Trimethylbenzene	ND	1.0								
1,2-Dichloroethane (EDC)	ND	1.0								
1,2-Dibromoethane (EDB)	ND	1.0								
Naphthalene	ND	2.0								
1-Methylnaphthalene	ND	4.0								
2-Methylnaphthalene	ND	4.0								
Acetone	ND	10								
Bromobenzene	ND	1.0								
Bromodichloromethane	ND	1.0								
Bromoform	ND	1.0								
Bromomethane	ND	3.0								
2-Butanone	ND	10								
Carbon disulfide	ND	10								
Carbon Tetrachloride	ND	1.0								
Chlorobenzene	ND	1.0								
Chloroethane	ND	2.0								
Chloroform	ND	1.0								
Chloromethane	ND	3.0								
2-Chlorotoluene	ND	1.0								
4-Chlorotoluene	ND	1.0								
cis-1,2-DCE	ND	1.0								
cis-1,3-Dichloropropene	ND	1.0								
1,2-Dibromo-3-chloropropane	ND	2.0								
Dibromochloromethane	ND	1.0								
Dibromomethane	ND	1.0								
1,2-Dichlorobenzene	ND	1.0								
1,3-Dichlorobenzene	ND	1.0								
1,4-Dichlorobenzene	ND	1.0								
Dichlorodifluoromethane	ND	1.0								
1,1-Dichloroethane	ND	1.0								
1,1-Dichloroethene	ND	1.0								
1,2-Dichloropropane	ND	1.0								
1,3-Dichloropropane	ND	1.0								
2,2-Dichloropropane	ND	2.0								

Qualifiers:

- * Value exceeds Maximum Contaminant Level.
- D Sample Diluted Due to Matrix
- H Holding times for preparation or analysis exceeded
- ND Not Detected at the Reporting Limit
- R RPD outside accepted recovery limits
- S % Recovery outside of range due to dilution or matrix
- B Analyte detected in the associated Method Blank
- E Value above quantitation range
- J Analyte detected below quantitation limits
- P Sample pH Not In Range
- RL Reporting Detection Limit
- W Sample container temperature is out of limit as specified

QC SUMMARY REPORT
Hall Environmental Analysis Laboratory, Inc.

WO#: 1704461
01-May-17

Client: Souder, Miller and Associates
Project: Pump Mesa CS

Sample ID: rb | SampType: MBLK | TestCode: EPA Method 8260B: VOLATILES
Client ID: PBW | Batch ID: B42061 | RunNo: 42061
Prep Date: | Analysis Date: 4/12/2017 | SeqNo: 1321847 | Units: µg/L

Analyte	Result	PQL	SPK value	SPK Ref Val	%REC	LowLimit	HighLimit	%RPD	RPDLimit	Qual
1,1-Dichloropropene	ND	1.0								
Hexachlorobutadiene	ND	1.0								
2-Hexanone	ND	10								
Isopropylbenzene	ND	1.0								
4-Isopropyltoluene	ND	1.0								
4-Methyl-2-pentanone	ND	10								
Methylene Chloride	ND	3.0								
n-Butylbenzene	ND	3.0								
n-Propylbenzene	ND	1.0								
sec-Butylbenzene	ND	1.0								
Styrene	ND	1.0								
tert-Butylbenzene	ND	1.0								
1,1,1,2-Tetrachloroethane	ND	1.0								
1,1,2,2-Tetrachloroethane	ND	2.0								
Tetrachloroethene (PCE)	ND	1.0								
trans-1,2-DCE	ND	1.0								
trans-1,3-Dichloropropene	ND	1.0								
1,2,3-Trichlorobenzene	ND	1.0								
1,2,4-Trichlorobenzene	ND	1.0								
1,1,1-Trichloroethane	ND	1.0								
1,1,2-Trichloroethane	ND	1.0								
Trichloroethene (TCE)	ND	1.0								
Trichlorofluoromethane	ND	1.0								
1,2,3-Trichloropropane	ND	2.0								
Vinyl chloride	ND	1.0								
Xylenes, Total	ND	1.5								
Surr: 1,2-Dichloroethane-d4	8.9		10.00		89.1	70	130			
Surr: 4-Bromofluorobenzene	11		10.00		106	70	130			
Surr: Dibromofluoromethane	10		10.00		99.9	70	130			
Surr: Toluene-d8	10		10.00		102	70	130			

Sample ID: 100ng lcs | SampType: LCS | TestCode: EPA Method 8260B: VOLATILES
Client ID: LCSW | Batch ID: B42061 | RunNo: 42061
Prep Date: | Analysis Date: 4/12/2017 | SeqNo: 1321849 | Units: µg/L

Analyte	Result	PQL	SPK value	SPK Ref Val	%REC	LowLimit	HighLimit	%RPD	RPDLimit	Qual
Benzene	19	1.0	20.00	0	96.8	70	130			
Toluene	19	1.0	20.00	0	93.7	70	130			
Chlorobenzene	19	1.0	20.00	0	94.5	70	130			

Qualifiers:

- * Value exceeds Maximum Contaminant Level.
- D Sample Diluted Due to Matrix
- H Holding times for preparation or analysis exceeded
- ND Not Detected at the Reporting Limit
- R RPD outside accepted recovery limits
- S % Recovery outside of range due to dilution or matrix
- B Analyte detected in the associated Method Blank
- E Value above quantitation range
- J Analyte detected below quantitation limits
- P Sample pH Not In Range
- RL Reporting Detection Limit
- W Sample container temperature is out of limit as specified

QC SUMMARY REPORT
Hall Environmental Analysis Laboratory, Inc.

WO#: 1704461
01-May-17

Client: Souder, Miller and Associates
Project: Pump Mesa CS

Sample ID: 100ng lcs | SampType: LCS | TestCode: EPA Method 8260B: VOLATILES
Client ID: LCSW | Batch ID: B42061 | RunNo: 42061
Prep Date: | Analysis Date: 4/12/2017 | SeqNo: 1321849 | Units: µg/L

Analyte	Result	PQL	SPK value	SPK Ref Val	%REC	LowLimit	HighLimit	%RPD	RPDLimit	Qual
1,1-Dichloroethene	18	1.0	20.00	0	90.0	70	130			
Trichloroethene (TCE)	17	1.0	20.00	0	87.2	70	130			
Surr: 1,2-Dichloroethane-d4	8.7		10.00		86.9	70	130			
Surr: 4-Bromofluorobenzene	11		10.00		112	70	130			
Surr: Dibromofluoromethane	10		10.00		99.6	70	130			
Surr: Toluene-d8	9.7		10.00		96.9	70	130			

Qualifiers:

- * Value exceeds Maximum Contaminant Level.
- D Sample Diluted Due to Matrix
- H Holding times for preparation or analysis exceeded
- ND Not Detected at the Reporting Limit
- R RPD outside accepted recovery limits
- S % Recovery outside of range due to dilution or matrix
- B Analyte detected in the associated Method Blank
- E Value above quantitation range
- J Analyte detected below quantitation limits
- P Sample pH Not In Range
- RL Reporting Detection Limit
- W Sample container temperature is out of limit as specified

QC SUMMARY REPORT
Hall Environmental Analysis Laboratory, Inc.

WO#: 1704461
01-May-17

Client: Souder, Miller and Associates
Project: Pump Mesa CS

Sample ID: lcs-31194 | SampType: LCS | TestCode: EPA Method 8270C: PAHs
Client ID: LCSW | Batch ID: 31194 | RunNo: 42146
Prep Date: 4/12/2017 | Analysis Date: 4/14/2017 | SeqNo: 1323880 | Units: µg/L

Analyte	Result	PQL	SPK value	SPK Ref Val	%REC	LowLimit	HighLimit	%RPD	RPDLimit	Qual
Naphthalene	8.8	0.50	20.00	0	44.1	37.4	120			
1-Methylnaphthalene	9.6	0.50	20.00	0	48.1	39.3	121			
2-Methylnaphthalene	9.0	0.50	20.00	0	44.8	37.8	123			
Acenaphthylene	11	0.50	20.00	0	54.2	37	124			
Acenaphthene	11	0.50	20.00	0	54.6	35.8	123			
Fluorene	11	0.50	20.00	0	57.1	35.2	122			
Phenanthrene	12	0.50	20.00	0	61.7	36.8	122			
Anthracene	12	0.50	20.00	0	61.0	37.5	125			
Fluoranthene	12	0.50	20.00	0	61.5	37.4	131			
Pyrene	11	0.50	20.00	0	57.0	27.5	140			
Benz(a)anthracene	12	0.50	20.00	0	58.2	25.4	141			
Chrysene	11	0.50	20.00	0	56.5	33.6	155			
Benzo(b)fluoranthene	12	0.50	20.00	0	58.5	39	153			
Benzo(k)fluoranthene	13	0.50	20.00	0	63.3	38	154			
Benzo(a)pyrene	12	0.50	20.00	0	59.1	36.0	153			
Dibenz(a,h)anthracene	12	0.50	20.00	0	61.9	39.7	155			
Benzo(g,h,i)perylene	12	0.50	20.00	0	60.6	39.6	154			
Indeno(1,2,3-cd)pyrene	12	0.50	20.00	0	61.1	19.1	153			
Surr: N-Nitrosodiazene	11		87.60		12.1	15	176			S
Surr: Benzo(a)pyrene	12		20.00		58.1	15	198			

Sample ID: lcsd-31194 | SampType: LCSD | TestCode: EPA Method 8270C: PAHs
Client ID: LCSS03 | Batch ID: 31194 | RunNo: 42146
Prep Date: 4/12/2017 | Analysis Date: 4/14/2017 | SeqNo: 1323881 | Units: µg/L

Analyte	Result	PQL	SPK value	SPK Ref Val	%REC	LowLimit	HighLimit	%RPD	RPDLimit	Qual
Naphthalene	12	0.50	20.00	0	58.5	37.4	120	28.1	20	R
1-Methylnaphthalene	13	0.50	20.00	0	63.4	39.3	121	27.4	28.8	R
2-Methylnaphthalene	12	0.50	20.00	0	61.8	37.8	122	31.9	23.8	R
Acenaphthylene	13	0.50	20.00	0	65.7	37	124	18.2	26.8	
Acenaphthene	14	0.50	20.00	0	67.8	35.8	123	21.0	27	
Fluorene	15	0.50	20.00	0	73.6	35.2	122	25.2	25.7	
Phenanthrene	16	0.50	20.00	0	80.0	36.8	122	25.8	20	R
Anthracene	17	0.50	20.00	0	84.5	37.5	126	33.3	21.2	R
Fluoranthene	16	0.50	20.00	0	78.5	37.4	131	24.3	21.8	R
Pyrene	16	0.50	20.00	0	78.4	27.5	140	31.6	31.1	R
Benz(a)anthracene	16	0.50	20.00	0	78.7	25.4	141	28.9	26.6	R
Chrysene	16	0.50	20.00	0	78.0	33.6	155	29.4	21.2	R
Benzo(b)fluoranthene	16	0.50	20.00	0	79.0	39	153	29.6	20	R

Qualifiers:

- * Value exceeds Maximum Contaminant Level.
- D Sample Diluted Due to Matrix
- H Holding times for preparation or analysis exceeded
- ND Not Detected at the Reporting Limit
- R RPD outside accepted recovery limits
- S % Recovery outside of range due to dilution or matrix
- B Analyte detected in the associated Method Blank
- E Value above quantitation range
- J Analyte detected below quantitation limits
- P Sample pH Not In Range
- RL Reporting Detection Limit
- W Sample container temperature is out of limit as specified

QC SUMMARY REPORT
Hall Environmental Analysis Laboratory, Inc.

WO#: 1704461
01-May-17

Client: Souder, Miller and Associates
Project: Pump Mesa CS

Sample ID: lcs-31194 SampType: LCSD TestCode: EPA Method 8270C: PAHs
Client ID: LCSS02 Batch ID: 31194 RunNo: 42146
Prep Date: 4/12/2017 Analysis Date: 4/14/2017 SeqNo: 1323881 Units: µg/L

Analyte	Result	PQL	SPK value	SPK Ref Val	%REC	LowLimit	HighLimit	%RPD	RPDLimit	Qual
Benzo(k)fluoranthene	16	0.50	20.00	0	81.6	38	154	25.3	21	R
Benzo(e)pyrene	15	0.50	20.00	0	77.2	38.8	153	26.8	24.8	R
Dibenz(a,h)anthracene	16	0.50	20.00	0	79.2	39.7	155	24.5	26	
Benzo(g,h,i)perylene	16	0.50	20.00	0	78.4	39.6	154	25.6	20	R
Indeno(1,2,3-cd)pyrene	16	0.50	20.00	0	81.3	39.1	153	28.4	20	R
Surr: N-hexadecane	8.1		87.60		9.29	15	176	0	0	S
Surr: Benzo(e)pyrene	16		20.00		78.5	15	198	0	0	

Sample ID: mb-31194 SampType: MBLK TestCode: EPA Method 8270C: PAHs
Client ID: PBW Batch ID: 31194 RunNo: 42146
Prep Date: 4/12/2017 Analysis Date: 4/14/2017 SeqNo: 1323882 Units: µg/L

Analyte	Result	PQL	SPK value	SPK Ref Val	%REC	LowLimit	HighLimit	%RPD	RPDLimit	Qual
Naphthalene	ND	0.50								
1-Methylnaphthalene	ND	0.50								
2-Methylnaphthalene	ND	0.50								
Acenaphthylene	ND	0.50								
Acenaphthene	ND	0.50								
Fluorene	ND	0.50								
Phenanthrene	ND	0.50								
Anthracene	ND	0.50								
Fluoranthene	ND	0.50								
Pyrene	ND	0.50								
Benz(a)anthracene	ND	0.50								
Chrysene	ND	0.50								
Benzo(b)fluoranthene	ND	0.50								
Benzo(k)fluoranthene	ND	0.50								
Benzo(a)pyrene	ND	0.50								
Dibenz(a,h)anthracene	ND	0.50								
Benzo(g,h,i)perylene	ND	0.50								
Indeno(1,2,3-cd)pyrene	ND	0.50								
Surr: N-hexadecane	37		87.60		42.7	15	176			
Surr: Benzo(e)pyrene	13		20.00		67.0	15	198			

Qualifiers:

- * Value exceeds Maximum Contaminant Level.
- D Sample Diluted Due to Matrix
- H Holding times for preparation or analysis exceeded
- ND Not Detected at the Reporting Limit
- R RPD outside accepted recovery limits
- S % Recovery outside of range due to dilution or matrix
- B Analyte detected in the associated Method Blank
- E Value above quantitation range
- J Analyte detected below quantitation limits
- P Sample pH Not In Range
- RL Reporting Detection Limit
- W Sample container temperature is out of limit as specified

QC SUMMARY REPORT
Hall Environmental Analysis Laboratory, Inc.

WO#: 1704461
01-May-17

Client: Souder, Miller and Associates
Project: Pump Mesa CS

Sample ID: MB-31266 SampType: MBLK TestCode: EPA Method 7470: Mercury
Client ID: PBW Batch ID: 31266 RunNo: 42198
Prep Date: 4/17/2017 Analysis Date: 4/18/2017 SeqNo: 1325610 Units: mg/L

Analyte	Result	PQL	SPK value	SPK Ref Val	%REC	LowLimit	HighLimit	%RPD	RPDLimit	Qual
Mercury	ND	0.00020								

Sample ID: LCS-31266 SampType: LCS TestCode: EPA Method 7470: Mercury
Client ID: LCSW Batch ID: 31266 RunNo: 42198
Prep Date: 4/17/2017 Analysis Date: 4/18/2017 SeqNo: 1325611 Units: mg/L

Analyte	Result	PQL	SPK value	SPK Ref Val	%REC	LowLimit	HighLimit	%RPD	RPDLimit	Qual
Mercury	0.0047	0.00020	0.005000	0	93.4	80	120			

Qualifiers:

- * Value exceeds Maximum Contaminant Level.
- D Sample Diluted Due to Matrix
- H Holding times for preparation or analysis exceeded
- ND Not Detected at the Reporting Limit
- R RPD outside accepted recovery limits
- S % Recovery outside of range due to dilution or matrix
- B Analyte detected in the associated Method Blank
- E Value above quantitation range
- J Analyte detected below quantitation limits
- P Sample pH Not In Range
- RL Reporting Detection Limit
- W Sample container temperature is out of limit as specified

QC SUMMARY REPORT
Hall Environmental Analysis Laboratory, Inc.

WO#: 1704461
01-May-17

Client: Souder, Miller and Associates
Project: Pump Mesa CS

Sample ID: MB-31313 SampType: MBLK TestCode: EPA 6010B: Total Recoverable Metals
Client ID: PBW Batch ID: 31313 RunNo: 42247
Prep Date: 4/19/2017 Analysis Date: 4/20/2017 SeqNo: 1327539 Units: mg/L

Analyte	Result	PQL	SPK value	SPK Ref Val	%REC	LowLimit	HighLimit	%RPD	RPDLimit	Qual
Arsenic	ND	0.020								
Barium	ND	0.020								
Cadmium	ND	0.0020								
Chromium	ND	0.0060								
Lead	ND	0.0050								
Selenium	ND	0.050								
Silver	ND	0.0050								

Sample ID: LCS-31313 SampType: LCS TestCode: EPA 6010B: Total Recoverable Metals
Client ID: LCSW Batch ID: 31313 RunNo: 42247
Prep Date: 4/19/2017 Analysis Date: 4/20/2017 SeqNo: 1327540 Units: mg/L

Analyte	Result	PQL	SPK value	SPK Ref Val	%REC	LowLimit	HighLimit	%RPD	RPDLimit	Qual
Arsenic	0.48	0.020	0.5000	0	95.7	80	120			
Barium	0.47	0.020	0.5000	0	93.0	80	120			
Cadmium	0.47	0.0020	0.5000	0	93.2	80	120			
Chromium	0.47	0.0060	0.5000	0	93.4	80	120			
Lead	0.46	0.0050	0.5000	0	92.0	80	120			
Selenium	0.49	0.050	0.5000	0	97.5	80	120			
Silver	0.095	0.0050	0.1000	0	95.3	80	120			

Qualifiers:

- * Value exceeds Maximum Contaminant Level.
- D Sample Diluted Due to Matrix
- H Holding times for preparation or analysis exceeded
- ND Not Detected at the Reporting Limit
- R RPD outside accepted recovery limits
- S % Recovery outside of range due to dilution or matrix
- B Analyte detected in the associated Method Blank
- E Value above quantitation range
- J Analyte detected below quantitation limits
- P Sample pH Not In Range
- RL Reporting Detection Limit
- W Sample container temperature is out of limit as specified

HALL ENVIRONMENTAL ANALYSIS LABORATORY

Hall Environmental Analysis Laboratory
4901 Hawkins NE
Albuquerque, NM 87109
TEL: 505-345-3975 FAX: 505-345-4107
Website: www.hallenvironmental.com

Sample Log-In Check List

Client Name: EMA FARM Work Order Number: 1704461 RcptNo: 1

Received By: Lindsay Mangin 4/12/2017 7:00:00 AM
Completed By: Ashley Gallegos 4/12/2017 8:47:22 AM
Reviewed By: SRE 04/12/17

Chain of Custody

1. Custody seals intact on sample bottles? Yes ☐ No ☐ Not Present ☑
2. Is Chain of Custody complete? Yes ☑ No ☐ Not Present ☐
3. How was the sample delivered? Courier

Log In

4. Was an attempt made to cool the samples? Yes ☑ No ☐ NA ☐
5. Were all samples received at a temperature of >0° C to 6.0°C Yes ☑ No ☐ NA ☐
6. Sample(s) in proper container(s)? Yes ☑ No ☐
7. Sufficient sample volume for indicated test(s)? Yes ☑ No ☐
8. Are samples (except VOA and ONG) properly preserved? Yes ☑ No ☐
9. Was preservative added to bottles? Yes ☐ No ☑ NA ☐
10. VOA vials have zero headspace? Yes ☑ No ☐ No VOA Vials ☐
11. Were any sample containers received broken? Yes ☐ No ☑
12. Does paperwork match bottle labels? Yes ☑ No ☐
(Note discrepancies on chain of custody)
13. Are matrices correctly identified on Chain of Custody? Yes ☑ No ☐
14. Is it clear what analyses were requested? Yes ☑ No ☐
15. Were all holding times able to be met? Yes ☑ No ☐
(If no, notify customer for authorization.)

# of preserved bottles checked for pH: (2 or >12 unless noted)
Adjusted? ND
Checked by: ENM

Special Handling (if applicable)

16. Was client notified of all discrepancies with this order? Yes ☐ No ☐ NA ☑

Person Notified: Date
By Whom: Via: ☐ eMail ☐ Phone ☐ Fax ☐ In Person
Regarding:
Client Instructions:

17. Additional remarks:

18. Cooler Information

Cooler No	Temp °C	Condition	Seal Intact	Seal No	Seal Date	Signed By
1	1.5	Good	Yes			

HALL ENVIRONMENTAL ANALYSIS LABORATORY
www.hallenvironmental.com
4901 Hawkins NE - Albuquerque, NM 87109
Tel. 505-345-3975 Fax 505-345-4107

Chain-of-Custody Record

Client: SMA
Mailing Address: Enterprise Field Services, 614 Reilly Avenue, Farmington, NM 87401
Phone #: 505 325-5667
email or Fax#: Ashley.Maxwell@SouderMiller.com
QA/QC Package: Standard; Level 4 (Full Validation); Other
Accreditation: NELAP; EDD (Type)

Turn-Around Time: Standard; Rush
Project Name: Plum P Mesa CS
Project #:
Project Manager: Ashley Maxwell
Sampler: Ryan Long
On Ice: Yes
Sample Temperature: 1.5

Date	Time	Matrix	Sample Request ID	Container Type and #	Preservative Type	HEAL No.	BTEX + MTBE + TMB's (8021)	BTEX + MTBE + TMB's (8260)	TPH:8015B (GRO / DRO / MRO)	TPH (Method 418.1)	EDB (Method 504.1)	PAH's (8310 or 8270SIM's)	RCRA 8 Metals	Anions (F, Cl, NO2, NO3, PO4, SO4)	8081 Pesticides / 8082 PCB's	8260B (VOA)	8270 (Semi-VOA)	Air Bubbles (Y or N)
4-17	13:45	H2O	Plum Mesa A1CT	Various	Various	1703464-001										X		

Relinquished by: Ryan Long — Date: 4/4/17 — Time: 1400
Received by: [illegible] — Date: 4/4/17 — Time: 1400
Relinquished by: [illegible] — Date: 4/4/17 — Time: 1400
Received by: [illegible] — Date: 04/12/17 — Time: 0700

Remarks: Send full list Report TCLP compounds AT TCLP Limits
Invoice Tom Long Enterprise

If necessary, samples submitted to Hall Environmental may be subcontracted to other accredited laboratories. This serves as notice of this possibility. Any sub-contracted data will be clearly notated on the analytical report.

4-5-17 2017

District I
1625 N. French Dr., Hobbs, NM 88240
District II
1301 W. Grand Avenue, Artesia, NM 88210
District III
1000 Rio Brazos Road, Aztec, NM 87410
District IV
1220 S. St. Francis Dr., Santa Fe, NM 87505

State of New Mexico
Energy Minerals and Natural Resources
Oil Conservation Division
1220 South St. Francis Dr.
Santa Fe, NM 87505

Form C-138
Revised 06/01/11

*Surface Waste Management Facility Operator and Generator shall maintain and make this documentation available for Division inspection.

REQUEST FOR APPROVAL TO ACCEPT SOLID WASTE

1. Generator Name and Address:
Enterprise Field Services, LLC, 614 Reilly Ave, Farmington NM 87401

2. Originating Site:
Hilltop Compressor Station

3. Location of Material (Street Address, City, State or ULSTR):
UL A Section 10 Township 27 North Range 11 West: 36.595129, -107.984824, San Juan County, NM

4. Source and Description of Waste:
Source: Water/Oil from the Non Exempt WasteWater Tanks and from the compressor skid drains.
Description: Non Exempt/Non Hazardous Water from the compressor skids.
Estimated Volume 100 yd³, bbls. Known Volume (to be entered by the operator at the end of the haul) 38 yd³/bbls.

5. GENERATOR CERTIFICATION STATEMENT OF WASTE STATUS

I, Thomas Long (signature), representative or authorized agent for Enterprise Products Operating do hereby
Generator Signature
certify that according to the Resource Conservation and Recovery Act (RCRA) and the US Environmental Protection Agency's July 1988 regulatory determination, the above described waste is: (Check the appropriate classification)

☐ RCRA Exempt. Oil field wastes generated from oil and gas exploration and production operations and are not mixed with non-exempt waste. ***Operator Use Only: Waste Acceptance Frequency*** ☐ ***Monthly*** ☐ ***Weekly*** ☐ ***Per Load***

☒ RCRA Non-Exempt: Oil field waste which is non-hazardous that does not exceed the minimum standards for waste hazardous by characteristics established in RCRA regulations, 40 CFR 261.21-261.24, or listed hazardous waste as defined in 40 CFR, part 261, subpart D, as amended. The following documentation is attached to demonstrate the above-described waste is non-hazardous. (Check the appropriate items)

☐ MSDS Information ☒ RCRA Hazardous Waste Analysis ☒ Process Knowledge ☐ Other (Provide description in Box 4)

GENERATOR 19.15.36.15 WASTE TESTING CERTIFICATION STATEMENT FOR LANDFARMS

I, Thomas Long (signature) 4-5-2017, representative for Enterprise Products Operating authorize to complete
Generator Signature
the required testing/sign the Generator Waste Testing Certification.

I, _____, representative for Agua Moss, LLC do hereby certify that representative samples of the oil field waste have been subjected to the paint filter test and tested for chloride content and that the samples have been found to conform to the specific requirements applicable to landfarms pursuant to Section 15 of 19.15.36 NMAC. The results of the representative samples are attached to demonstrate the above-described waste conform to the requirements of Section 15 of 19.15.36 NMAC.

5. Transporter: To Be Determined

OCD Permitted Surface Waste Management Facility

Name and Facility Permit #: ***Agua Moss, LLC - Permit #: NM-01-009**
Address of Facility: **SW/4 NW/4 Section 2, Township 29N, Range Crouch Mesa, NM**

Method of Treatment and/or Disposal:
☐ Evaporation ☒ Injection ☐ Treating/Plant ☐ Landfarm ☐ Landfill ☐ Other

Waste Acceptance Status: ☒ **APPROVED** ☐ **DENIED** (Must Be Maintained As Permanent Record)

PRINT NAME: Eric Williams TITLE: Supervisor DATE: 4/5/17
SIGNATURE: _____ TELEPHONE NO: _____
Surface Waste Management Facility Authorized Agent

4-5-17

HALL ENVIRONMENTAL ANALYSIS LABORATORY

Hall Environmental Analysis Laboratory
4901 Hawkins NE
Albuquerque, NM 87109
TEL: 505-345-3975 FAX: 505-345-4107
Website: www.hallenvironmental.com

April 04, 2017

Ashley Maxwell
Souder, Miller and Associates
401 W. Broadway
Farmington, NM 87401
TEL: (505) 325-5667
FAX (505) 327-1496

RE: Hill Top CS OrderNo.: 1703B64

Dear Ashley Maxwell:

Hall Environmental Analysis Laboratory received 1 sample(s) on 3/23/2017 for the analyses presented in the following report.

These were analyzed according to EPA procedures or equivalent. To access our accredited tests please go to www.hallenvironmental.com or the state specific web sites. In order to properly interpret your results it is imperative that you review this report in its entirety. See the sample checklist and/or the Chain of Custody for information regarding the sample receipt temperature and preservation. Data qualifiers or a narrative will be provided if the sample analysis or analytical quality control parameters require a flag. When necessary, data qualifiers are provided on both the sample analysis report and the QC summary report, both sections should be reviewed. All samples are reported, as received, unless otherwise indicated. Lab measurement of analytes considered field parameters that require analysis within 15 minutes of sampling such as pH and residual chlorine are qualified as being analyzed outside of the recommended holding time.

Please don't hesitate to contact HEAL for any additional information or clarifications.

ADHS Cert #AZ0682 -- NMED-DWB Cert #NM9425 -- NMED-Micro Cert #NM0190

Sincerely,

Andy Freeman
Laboratory Manager
4901 Hawkins NE
Albuquerque, NM 87109

Analytical Report
Lab Order 1703B64
Date Reported: 4/4/2017

Hall Environmental Analysis Laboratory, Inc.

CLIENT: Souder, Miller and Associates — **Client Sample ID:** North HGI
Project: Hill Top CS — **Collection Date:** 3/21/2017 12:54:00 PM
Lab ID: 1703B64-001 — **Matrix:** AQUEOUS — **Received Date:** 3/23/2017 7:20:00 AM

Analyses	Result	PQL	Qual	Units	DF	Date Analyzed	Batch
EPA METHOD 7470: MERCURY							Analyst: MED
Mercury	ND	0.00020		mg/L	1	3/31/2017 8:33:38 AM	30988
EPA 6010B: TOTAL RECOVERABLE METALS							Analyst: MED
Arsenic	ND	0.020		mg/L	1	3/31/2017 8:44:42 AM	30980
Barium	ND	0.020		mg/L	1	3/31/2017 8:44:42 AM	30980
Cadmium	ND	0.0020		mg/L	1	3/31/2017 8:44:42 AM	30980
Chromium	ND	0.0060		mg/L	1	3/31/2017 8:44:42 AM	30980
Lead	ND	0.0050		mg/L	1	3/31/2017 8:44:42 AM	30980
Selenium	ND	0.050		mg/L	1	3/31/2017 8:44:42 AM	30980
Silver	ND	0.0050		mg/L	1	3/31/2017 8:44:42 AM	30980
EPA METHOD 8270C: PAHS							Analyst: DAM
Naphthalene	ND	10	D	µg/L	20	3/30/2017 5:24:56 PM	30877
1-Methylnaphthalene	ND	10	D	µg/L	20	3/30/2017 5:24:56 PM	30877
2-Methylnaphthalene	ND	10	D	µg/L	20	3/30/2017 5:24:56 PM	30877
Acenaphthylene	ND	10	D	µg/L	20	3/30/2017 5:24:56 PM	30877
Acenaphthene	ND	10	D	µg/L	20	3/30/2017 5:24:56 PM	30877
Fluorene	ND	10	D	µg/L	20	3/30/2017 5:24:56 PM	30877
Phenanthrene	ND	10	D	µg/L	20	3/30/2017 5:24:56 PM	30877
Anthracene	ND	10	D	µg/L	20	3/30/2017 5:24:56 PM	30877
Fluoranthene	ND	10	D	µg/L	20	3/30/2017 5:24:56 PM	30877
Pyrene	ND	10	D	µg/L	20	3/30/2017 5:24:56 PM	30877
Benz(a)anthracene	ND	10	D	µg/L	20	3/30/2017 5:24:56 PM	30877
Chrysene	ND	10	D	µg/L	20	3/30/2017 5:24:56 PM	30877
Benzo(b)fluoranthene	ND	10	D	µg/L	20	3/30/2017 5:24:56 PM	30877
Benzo(k)fluoranthene	ND	10	D	µg/L	20	3/30/2017 5:24:56 PM	30877
Benzo(a)pyrene	ND	10	D	µg/L	20	3/30/2017 5:24:56 PM	30877
Dibenz(a,h)anthracene	ND	10	D	µg/L	20	3/30/2017 5:24:56 PM	30877
Benzo(g,h,i)perylene	ND	10	D	µg/L	20	3/30/2017 5:24:56 PM	30877
Indeno(1,2,3-cd)pyrene	ND	10	D	µg/L	20	3/30/2017 5:24:56 PM	30877
Surr: N-Fluorobiphenyl	0	15-176	SD	%Rec	20	3/30/2017 5:24:56 PM	30877
Surr: Benzo(e)pyrene	0	15-198	SD	%Rec	20	3/30/2017 5:24:56 PM	30877
EPA METHOD 8260B: VOLATILES							Analyst: DJF
Benzene	ND	0.50		mg/L	200	3/24/2017 1:03:53 PM	R41652
Toluene	0.31	0.20		mg/L	200	3/24/2017 1:03:53 PM	R41652
Ethylbenzene	ND	0.20		mg/L	200	3/24/2017 1:03:53 PM	R41652
Methyl tert-butyl ether (MTBE)	ND	0.20		mg/L	200	3/24/2017 1:03:53 PM	R41652
1,2,4-Trimethylbenzene	ND	0.20		mg/L	200	3/24/2017 1:03:53 PM	R41652
1,3,5-Trimethylbenzene	ND	0.20		mg/L	200	3/24/2017 1:03:53 PM	R41652
1,2-Dichloroethane (EDC)	ND	0.20		mg/L	200	3/24/2017 1:03:53 PM	R41652

Refer to the QC Summary report and sample login checklist for flagged QC data and preservation information.

Qualifiers:
* Value exceeds Maximum Contaminant Level.
D Sample Diluted Due to Matrix
H Holding times for preparation or analysis exceeded
ND Not Detected at the Reporting Limit
R RPD outside accepted recovery limits
S % Recovery outside of range due to dilution or matrix
B Analyte detected in the associated Method Blank
E Value above quantitation range
J Analyte detected below quantitation limits
P Sample pH Not In Range
RL Reporting Detection Limit
W Sample container temperature is out of limit as specified

Hall Environmental Analysis Laboratory, Inc.

Analytical Report
Lab Order 1703B64
Date Reported: 4/4/2017

CLIENT: Souder, Miller and Associates
Project: Hill Top CS
Lab ID: 1703B64-001 **Matrix:** AQUEOUS

Client Sample ID: North BGT
Collection Date: 3/21/2017 12:54:00 PM
Received Date: 3/23/2017 7:20:00 AM

Analyses	Result	PQL	Qual	Units	DF	Date Analyzed	Batch
EPA METHOD 8260B: VOLATILES							Analyst: DJF
1,2-Dibromoethane (EDB)	ND	0.20		mg/L	200	3/24/2017 1:03:53 PM	R41652
Naphthalene	ND	0.40		mg/L	200	3/24/2017 1:03:53 PM	R41652
1-Methylnaphthalene	ND	0.80		mg/L	200	3/24/2017 1:03:53 PM	R41652
2-Methylnaphthalene	ND	0.80		mg/L	200	3/24/2017 1:03:53 PM	R41652
Acetone	ND	2.0		mg/L	200	3/24/2017 1:03:53 PM	R41652
Bromobenzene	ND	0.20		mg/L	200	3/24/2017 1:03:53 PM	R41652
Bromodichloromethane	ND	0.20		mg/L	200	3/24/2017 1:03:53 PM	R41652
Bromoform	ND	0.20		mg/L	200	3/24/2017 1:03:53 PM	R41652
Bromomethane	ND	0.60		mg/L	200	3/24/2017 1:03:53 PM	R41652
2-Butanone	ND	2.0		mg/L	200	3/24/2017 1:03:53 PM	R41652
Carbon disulfide	ND	2.0		mg/L	200	3/24/2017 1:03:53 PM	R41652
Carbon Tetrachloride	ND	0.20		mg/L	200	3/24/2017 1:03:53 PM	R41652
Chlorobenzene	ND	0.20		mg/L	200	3/24/2017 1:03:53 PM	R41652
Chloroethane	ND	0.40		mg/L	200	3/24/2017 1:03:53 PM	R41652
Chloroform	ND	0.20		mg/L	200	3/24/2017 1:03:53 PM	R41652
Chloromethane	ND	0.60		mg/L	200	3/24/2017 1:03:53 PM	R41652
2-Chlorotoluene	ND	0.20		mg/L	200	3/24/2017 1:03:53 PM	R41652
4-Chlorotoluene	ND	0.20		mg/L	200	3/24/2017 1:03:53 PM	R41652
cis-1,2-DCE	ND	0.20		mg/L	200	3/24/2017 1:03:53 PM	R41652
cis-1,3-Dichloropropene	ND	0.20		mg/L	200	3/24/2017 1:03:53 PM	R41652
1,2-Dibromo-3-chloropropane	ND	0.40		mg/L	200	3/24/2017 1:03:53 PM	R41652
Dibromochloromethane	ND	0.20		mg/L	200	3/24/2017 1:03:53 PM	R41652
Dibromomethane	ND	0.20		mg/L	200	3/24/2017 1:03:53 PM	R41652
1,2-Dichlorobenzene	ND	0.20		mg/L	200	3/24/2017 1:03:53 PM	R41652
1,3-Dichlorobenzene	ND	0.20		mg/L	200	3/24/2017 1:03:53 PM	R41652
1,4-Dichlorobenzene	ND	0.20		mg/L	200	3/24/2017 1:03:53 PM	R41652
Dichlorodifluoromethane	ND	0.20		mg/L	200	3/24/2017 1:03:53 PM	R41652
1,1-Dichloroethane	ND	0.20		mg/L	200	3/24/2017 1:03:53 PM	R41652
1,1-Dichloroethene	ND	0.20		mg/L	200	3/24/2017 1:03:53 PM	R41652
1,2-Dichloropropane	ND	0.20		mg/L	200	3/24/2017 1:03:53 PM	R41652
1,3-Dichloropropane	ND	0.20		mg/L	200	3/24/2017 1:03:53 PM	R41652
2,2-Dichloropropane	ND	0.40		mg/L	200	3/24/2017 1:03:53 PM	R41652
1,1-Dichloropropene	ND	0.20		mg/L	200	3/24/2017 1:03:53 PM	R41652
Hexachlorobutadiene	ND	0.20		mg/L	200	3/24/2017 1:03:53 PM	R41652
2-Hexanone	ND	2.0		mg/L	200	3/24/2017 1:03:53 PM	R41652
Isopropylbenzene	ND	0.20		mg/L	200	3/24/2017 1:03:53 PM	R41652
4-Isopropyltoluene	ND	0.20		mg/L	200	3/24/2017 1:03:53 PM	R41652
4-Methyl-2-pentanone	ND	2.0		mg/L	200	3/24/2017 1:03:53 PM	R41652
Methylene Chloride	ND	0.60		mg/L	200	3/24/2017 1:03:53 PM	R41652

Refer to the QC Summary report and sample login checklist for flagged QC data and preservation information.

Qualifiers:
- * Value exceeds Maximum Contaminant Level.
- D Sample Diluted Due to Matrix
- H Holding times for preparation or analysis exceeded
- ND Not Detected at the Reporting Limit
- R RPD outside accepted recovery limits
- S % Recovery outside of range due to dilution or matrix
- B Analyte detected in the associated Method Blank
- E Value above quantitation range
- J Analyte detected below quantitation limits
- P Sample pH Not In Range
- RL Reporting Detection Limit
- W Sample container temperature is out of limit as specified

Hall Environmental Analysis Laboratory, Inc.

Analytical Report
Lab Order 1703B64
Date Reported: 4/4/2017

CLIENT: Souder, Miller and Associates
Project: Hill Top CS
Lab ID: 1703B64-001 **Matrix:** AQUEOUS

Client Sample ID: North BGT
Collection Date: 3/21/2017 12:54:00 PM
Received Date: 3/23/2017 7:20:00 AM

Analyses	Result	PQL	Qual	Units	DF	Date Analyzed	Batch
EPA METHOD 8260B: VOLATILES							Analyst: DJF
n-Butylbenzene	ND	0.60		mg/L	200	3/24/2017 1:03:53 PM	R41652
n-Propylbenzene	ND	0.20		mg/L	200	3/24/2017 1:03:53 PM	R41652
sec-Butylbenzene	ND	0.20		mg/L	200	3/24/2017 1:03:53 PM	R41652
Styrene	ND	0.20		mg/L	200	3/24/2017 1:03:53 PM	R41652
tert-Butylbenzene	ND	0.20		mg/L	200	3/24/2017 1:03:53 PM	R41652
1,1,1,2-Tetrachloroethane	ND	0.20		mg/L	200	3/24/2017 1:03:53 PM	R41652
1,1,2,2-Tetrachloroethane	ND	0.40		mg/L	200	3/24/2017 1:03:53 PM	R41652
Tetrachloroethene (PCE)	ND	0.20		mg/L	200	3/24/2017 1:03:53 PM	R41652
trans-1,2-DCE	ND	0.20		mg/L	200	3/24/2017 1:03:53 PM	R41652
trans-1,3-Dichloropropene	ND	0.20		mg/L	200	3/24/2017 1:03:53 PM	R41652
1,2,3-Trichlorobenzene	ND	0.20		mg/L	200	3/24/2017 1:03:53 PM	R41652
1,2,4-Trichlorobenzene	ND	0.20		mg/L	200	3/24/2017 1:03:53 PM	R41652
1,1,1-Trichloroethane	ND	0.20		mg/L	200	3/24/2017 1:03:53 PM	R41652
1,1,2-Trichloroethane	ND	0.20		mg/L	200	3/24/2017 1:03:53 PM	R41652
Trichloroethene (TCE)	ND	0.20		mg/L	200	3/24/2017 1:03:53 PM	R41652
Trichlorofluoromethane	ND	0.20		mg/L	200	3/24/2017 1:03:53 PM	R41652
1,2,3-Trichloropropane	ND	0.40		mg/L	200	3/24/2017 1:03:53 PM	R41652
Vinyl chloride	ND	0.20		mg/L	200	3/24/2017 1:03:53 PM	R41652
Xylenes, Total	ND	0.60		mg/L	200	3/24/2017 1:03:53 PM	R41652
Surr: 1,2-Dichloroethane-d4	112	70-130		%Rec	200	3/24/2017 1:03:53 PM	R41652
Surr: 4-Bromofluorobenzene	87.4	70-130		%Rec	200	3/24/2017 1:03:53 PM	R41652
Surr: Dibromofluoromethane	111	70-130		%Rec	200	3/24/2017 1:03:53 PM	R41652
Surr: Toluene-d8	100	70-130		%Rec	200	3/24/2017 1:03:53 PM	R41652

Refer to the QC Summary report and sample login checklist for flagged QC data and preservation information.

Qualifiers:
- * Value exceeds Maximum Contaminant Level.
- D Sample Diluted Due to Matrix
- H Holding times for preparation or analysis exceeded
- ND Not Detected at the Reporting Limit
- R RPD outside accepted recovery limits
- S % Recovery outside of range due to dilution or matrix
- B Analyte detected in the associated Method Blank
- E Value above quantitation range
- J Analyte detected below quantitation limits
- P Sample pH Not In Range
- RL Reporting Detection Limit
- W Sample container temperature is out of limit as specified

QC SUMMARY REPORT
Hall Environmental Analysis Laboratory, Inc.

WO#: 1703B64
04-Apr-17

Client: Souder, Miller and Associates
Project: Hill Top CS

Sample ID: rb | SampType: MBLK | TestCode: EPA Method 8260B: VOLATILES
Client ID: PBW | Batch ID: R41652 | RunNo: 41652
Prep Date: | Analysis Date: 3/24/2017 | SeqNo: 1306625 | Units: µg/L

Analyte	Result	PQL	SPK value	SPK Ref Val	%REC	LowLimit	HighLimit	%RPD	RPDLimit	Qual
Benzene	ND	1.0								
Toluene	ND	1.0								
Ethylbenzene	ND	1.0								
Methyl tert-butyl ether (MTBE)	ND	1.0								
1,2,4-Trimethylbenzene	ND	1.0								
1,3,5-Trimethylbenzene	ND	1.0								
1,2-Dichloroethane (EDC)	ND	1.0								
1,2-Dibromoethane (EDB)	ND	1.0								
Naphthalene	ND	2.0								
1-Methylnaphthalene	ND	4.0								
2-Methylnaphthalene	ND	4.0								
Acetone	ND	10								
Bromobenzene	ND	1.0								
Bromodichloromethane	ND	1.0								
Bromoform	ND	1.0								
Bromomethane	ND	3.0								
2-Butanone	ND	10								
Carbon disulfide	ND	10								
Carbon Tetrachloride	ND	1.0								
Chlorobenzene	ND	1.0								
Chloroethane	ND	2.0								
Chloroform	ND	1.0								
Chloromethane	ND	3.0								
2-Chlorotoluene	ND	1.0								
4-Chlorotoluene	ND	1.0								
cis-1,2-DCE	ND	1.0								
cis-1,3-Dichloropropene	ND	1.0								
1,2-Dibromo-3-chloropropane	ND	2.0								
Dibromochloromethane	ND	1.0								
Dibromomethane	ND	1.0								
1,2-Dichlorobenzene	ND	1.0								
1,3-Dichlorobenzene	ND	1.0								
1,4-Dichlorobenzene	ND	1.0								
Dichlorodifluoromethane	ND	1.0								
1,1-Dichloroethane	ND	1.0								
1,1-Dichloroethene	ND	1.0								
1,2-Dichloropropane	ND	1.0								
1,3-Dichloropropane	ND	1.0								
2,2-Dichloropropane	ND	2.0								

Qualifiers:
- * Value exceeds Maximum Contaminant Level.
- D Sample Diluted Due to Matrix
- H Holding times for preparation or analysis exceeded
- ND Not Detected at the Reporting Limit
- R RPD outside accepted recovery limits
- S % Recovery outside of range due to dilution or matrix
- B Analyte detected in the associated Method Blank
- E Value above quantitation range
- J Analyte detected below quantitation limits
- P Sample pH Not In Range
- RL Reporting Detection Limit
- W Sample container temperature is out of limit as specified

QC SUMMARY REPORT
Hall Environmental Analysis Laboratory, Inc.

WO#: 1703B64
04-Apr-17

Client: Souder, Miller and Associates
Project: Hill Top CS

Sample ID: rb | SampType: MBLK | TestCode: EPA Method 8260B: VOLATILES
Client ID: PBW | Batch ID: R41652 | RunNo: 41652
Prep Date: | Analysis Date: 3/24/2017 | SeqNo: 1306625 | Units: µg/L

Analyte	Result	PQL	SPK value	SPK Ref Val	%REC	LowLimit	HighLimit	%RPD	RPDLimit	Qual
1,1-Dichloropropene	ND	1.0								
Hexachlorobutadiene	ND	1.0								
2-Hexanone	ND	10								
Isopropylbenzene	ND	1.0								
4-Isopropyltoluene	ND	1.0								
4-Methyl-2-pentanone	ND	10								
Methylene Chloride	ND	3.0								
n-Butylbenzene	ND	3.0								
n-Propylbenzene	ND	1.0								
sec-Butylbenzene	ND	1.0								
Styrene	ND	1.0								
tert-Butylbenzene	ND	1.0								
1,1,1,2-Tetrachloroethane	ND	1.0								
1,1,2,2-Tetrachloroethane	ND	2.0								
Tetrachloroethene (PCE)	ND	1.0								
trans-1,2-DCE	ND	1.0								
trans-1,3-Dichloropropene	ND	1.0								
1,2,3-Trichlorobenzene	ND	1.0								
1,2,4-Trichlorobenzene	ND	1.0								
1,1,1-Trichloroethane	ND	1.0								
1,1,2-Trichloroethane	ND	1.0								
Trichloroethene (TCE)	ND	1.0								
Trichlorofluoromethane	ND	1.0								
1,2,3-Trichloropropane	ND	2.0								
Vinyl chloride	ND	1.0								
Xylenes, Total	ND	1.5								
Surr: 1,2-Dichloroethane-d4	11		10.00		112	70	130			
Surr: 4-Bromofluorobenzene	8.8		10.00		88.0	70	130			
Surr: Dibromofluoromethane	11		10.00		114	70	130			
Surr: Toluene-d8	9.8		10.00		98.1	70	130			

Sample ID: 100ng lcs | SampType: LCS | TestCode: EPA Method 8260B: VOLATILES
Client ID: LCSW | Batch ID: R41652 | RunNo: 41652
Prep Date: | Analysis Date: 3/24/2017 | SeqNo: 1306626 | Units: µg/L

Analyte	Result	PQL	SPK value	SPK Ref Val	%REC	LowLimit	HighLimit	%RPD	RPDLimit	Qual
Benzene	24	1.0	20.00	0	119	70	130			
Toluene	21	1.0	20.00	0	105	70	130			
Chlorobenzene	20	1.0	20.00	0	99.8	70	130			

Qualifiers:
- * Value exceeds Maximum Contaminant Level.
- D Sample Diluted Due to Matrix
- H Holding times for preparation or analysis exceeded
- ND Not Detected at the Reporting Limit
- R RPD outside accepted recovery limits
- S % Recovery outside of range due to dilution or matrix
- B Analyte detected in the associated Method Blank
- E Value above quantitation range
- J Analyte detected below quantitation limits
- P Sample pH Not In Range
- RL Reporting Detection Limit
- W Sample container temperature is out of limit as specified

QC SUMMARY REPORT
Hall Environmental Analysis Laboratory, Inc.

WO#: 1703B64
04-Apr-17

Client: Souder, Miller and Associates
Project: Hill Top CS

Sample ID 100ng lcs | SampType: LCS | TestCode: EPA Method 8260B: VOLATILES
Client ID: LCSW | Batch ID: R41652 | RunNo: 41652
Prep Date: | Analysis Date: 3/24/2017 | SeqNo: 1306626 | Units: µg/L

Analyte	Result	PQL	SPK value	SPK Ref Val	%REC	LowLimit	HighLimit	%RPD	RPDLimit	Qual
1,1-Dichloroethene	23	1.0	20.00	0	114	70	130			
Trichloroethene (TCE)	20	1.0	20.00	0	102	70	130			
Surr: 1,2-Dichloroethane-d4	11		10.00		106	70	130			
Surr: 4-Bromofluorobenzene	9.4		10.00		93.6	70	130			
Surr: Dibromofluoromethane	10		10.00		103	70	130			
Surr: Toluene-d8	9.9		10.00		99.0	70	130			

Sample ID 1703b64-001a ms | SampType: MS | TestCode: EPA Method 8260B: VOLATILES
Client ID: North BGT | Batch ID: R41652 | RunNo: 41652
Prep Date: | Analysis Date: 3/24/2017 | SeqNo: 1306628 | Units: mg/L

Analyte	Result	PQL	SPK value	SPK Ref Val	%REC	LowLimit	HighLimit	%RPD	RPDLimit	Qual
Benzene	5.1	0.20	4.000	0.2232	122	70	130			
Toluene	4.5	0.20	4.000	0.3053	106	70	130			
Chlorobenzene	4.0	0.20	4.000	0	99.8	70	130			
1,1-Dichloroethene	4.5	0.20	4.000	0	112	70	130			
Trichloroethene (TCE)	4.3	0.20	4.000	0	108	70	130			
Surr: 1,2-Dichloroethane-d4	2.3		2.000		113	70	130			
Surr: 4-Bromofluorobenzene	1.7		2.000		86.3	70	130			
Surr: Dibromofluoromethane	2.2		2.000		108	70	130			
Surr: Toluene-d8	2.1		2.000		103	70	130			

Sample ID 1703b64-001a msd | SampType: MSD | TestCode: EPA Method 8260B: VOLATILES
Client ID: North BGT | Batch ID: R41652 | RunNo: 41652
Prep Date: | Analysis Date: 3/24/2017 | SeqNo: 1306629 | Units: mg/L

Analyte	Result	PQL	SPK value	SPK Ref Val	%REC	LowLimit	HighLimit	%RPD	RPDLimit	Qual
Benzene	4.9	0.20	4.000	0.2232	117	70	130	4.42	20	
Toluene	4.3	0.20	4.000	0.3053	100	70	130	5.39	20	
Chlorobenzene	3.8	0.20	4.000	0	95.0	70	130	4.98	20	
1,1-Dichloroethene	4.3	0.20	4.000	0	108	70	130	4.20	20	
Trichloroethene (TCE)	4.1	0.20	4.000	0	102	70	130	5.46	20	
Surr: 1,2-Dichloroethane-d4	2.3		2.000		113	70	130	0	0	
Surr: 4-Bromofluorobenzene	1.8		2.000		90.7	70	130	0	0	
Surr: Dibromofluoromethane	2.2		2.000		112	70	130	0	0	
Surr: Toluene-d8	2.0		2.000		99.6	70	130	0	0	

Qualifiers:
- * Value exceeds Maximum Contaminant Level.
- D Sample Diluted Due to Matrix
- H Holding times for preparation or analysis exceeded
- ND Not Detected at the Reporting Limit
- R RPD outside accepted recovery limits
- S % Recovery outside of range due to dilution or matrix
- B Analyte detected in the associated Method Blank
- E Value above quantitation range
- J Analyte detected below quantitation limits
- P Sample pH Not In Range
- RL Reporting Detection Limit
- W Sample container temperature is out of limit as specified

QC SUMMARY REPORT
Hall Environmental Analysis Laboratory, Inc.

WO#: 1703B64
04-Apr-17

Client: Souder, Miller and Associates
Project: Hill Top CS

Sample ID lcs-30877 | SampType: LCS | TestCode: EPA Method 8270C: PAHs
Client ID: LCSW | Batch ID: 30877 | RunNo: 41783
Prep Date: 3/24/2017 | Analysis Date: 3/30/2017 | SeqNo: 1311522 | Units: µg/L

Analyte	Result	PQL	SPK value	SPK Ref Val	%REC	LowLimit	HighLimit	%RPD	RPDLimit	Qual
Naphthalene	16	0.50	20.00	0	81.8	37.4	126			
1-Methylnaphthalene	17	0.50	20.00	0	82.9	39.3	131			
2-Methylnaphthalene	16	0.50	20.00	0	81.0	37.8	122			
Acenaphthylene	16	0.50	20.00	0	81.2	37	124			
Acenaphthene	16	0.50	20.00	0	79.2	35.6	123			
Fluorene	17	0.50	20.00	0	84.6	35.2	122			
Phenanthrene	17	0.50	20.00	0	83.2	38.8	122			
Anthracene	18	0.50	20.00	0	87.5	37.5	125			
Fluoranthene	17	0.50	20.00	0	82.7	37.4	131			
Pyrene	17	0.50	20.00	0	83.7	27.5	140			
Benz(a)anthracene	17	0.50	20.00	0	83.6	25.4	141			
Chrysene	16	0.50	20.00	0	80.5	33.6	155			
Benzo(b)fluoranthene	17	0.50	20.00	0	83.6	39	153			
Benzo(k)fluoranthene	17	0.50	20.00	0	83.4	38	154			
Benzo(a)pyrene	16	0.50	20.00	0	79.9	38.6	153			
Dibenz(a,h)anthracene	17	0.50	20.00	0	84.3	39.7	155			
Benzo(g,h,i)perylene	17	0.50	20.00	0	87.3	39.6	154			
Indeno(1,2,3-cd)pyrene	17	0.50	20.00	0	85.1	16.4	153			
Surr: N-hexadecane	79		87.60		90.6	15	176			
Surr: Benzo(e)pyrene	17		20.00		85.1	15	198			

Sample ID lcsd-30877 | SampType: LCSD | TestCode: EPA Method 8270C: PAHs
Client ID: LCSS02 | Batch ID: 30877 | RunNo: 41783
Prep Date: 3/24/2017 | Analysis Date: 3/30/2017 | SeqNo: 1311523 | Units: µg/L

Analyte	Result	PQL	SPK value	SPK Ref Val	%REC	LowLimit	HighLimit	%RPD	RPDLimit	Qual
Naphthalene	16	0.50	20.00	0	79.5	37.4	126	2.85	20	
1-Methylnaphthalene	15	0.50	20.00	0	75.9	39.3	121	7.51	26.8	
2-Methylnaphthalene	15	0.50	20.00	0	77.0	37.8	122	5.06	23.8	
Acenaphthylene	15	0.50	20.00	0	77.1	37	124	5.18	28.6	
Acenaphthene	15	0.50	20.00	0	76.2	35.6	123	3.86	27	
Fluorene	16	0.50	20.00	0	79.1	35.2	122	6.72	25.7	
Phenanthrene	16	0.50	20.00	0	88.8	38.8	122	6.51	20	
Anthracene	17	0.50	20.00	0	87.0	37.5	125	0.573	21.2	
Fluoranthene	17	0.50	20.00	0	84.7	37.4	131	2.39	21.8	
Pyrene	17	0.50	20.00	0	86.0	27.3	140	3.41	31.1	
Benz(a)anthracene	17	0.50	20.00	0	82.8	25.4	141	0.862	28.8	
Chrysene	16	0.50	20.00	0	80.9	33.6	155	0.498	21.2	
Benzo(b)fluoranthene	18	0.50	20.00	0	89.9	39	153	7.15	20	

Qualifiers:
- * Value exceeds Maximum Contaminant Level.
- D Sample Diluted Due to Matrix
- H Holding times for preparation or analysis exceeded
- ND Not Detected at the Reporting Limit
- R RPD outside accepted recovery limits
- S % Recovery outside of range due to dilution or matrix
- B Analyte detected in the associated Method Blank
- E Value above quantitation range
- J Analyte detected below quantitation limits
- P Sample pH Not In Range
- RL Reporting Detection Limit
- W Sample container temperature is out of limit as specified

QC SUMMARY REPORT
Hall Environmental Analysis Laboratory, Inc.

WO#: 1703B64
04-Apr-17

Client: Souder, Miller and Associates
Project: Hill Top CS

Sample ID lcsd-30877 | SampType: LCSD | TestCode: EPA Method 8270C: PAHs
Client ID: LCSS02 | Batch ID: 30877 | RunNo: 41783
Prep Date: 3/24/2017 | Analysis Date: 3/30/2017 | SeqNo: 1311523 | Units: µg/L

Analyte	Result	PQL	SPK value	SPK Ref Val	%REC	LowLimit	HighLimit	%RPD	RPDLimit	Qual
Benzo(k)fluoranthene	18	0.50	20.00	0	92.3	38	154	10.1	21	
Benzo(a)pyrene	18	0.50	20.00	0	90.7	38.6	153	12.7	24.8	
Dibenz(a,h)anthracene	18	0.50	20.00	0	88.8	39.7	155	5.20	26	
Benzo(g,h,i)perylene	18	0.50	20.00	0	91.9	39.6	154	5.13	20	
Indeno(1,2,3-cd)pyrene	18	0.50	20.00	0	90.7	19.1	153	6.37	20	
Surr: N-hexadecane	73		87.60		83.1	15	176	0	0	
Surr: Benzo(e)pyrene	18		20.00		90.7	15	198	0	0	

Sample ID mb-30877 | SampType: MBLK | TestCode: EPA Method 8270C: PAHs
Client ID: PBW | Batch ID: 30877 | RunNo: 41783
Prep Date: 3/24/2017 | Analysis Date: 3/30/2017 | SeqNo: 1311524 | Units: µg/L

Analyte	Result	PQL	SPK value	SPK Ref Val	%REC	LowLimit	HighLimit	%RPD	RPDLimit	Qual
Naphthalene	ND	0.50								
1-Methylnaphthalene	ND	0.50								
2-Methylnaphthalene	ND	0.50								
Acenaphthylene	ND	0.50								
Acenaphthene	ND	0.50								
Fluorene	ND	0.50								
Phenanthrene	ND	0.50								
Anthracene	ND	0.50								
Fluoranthene	ND	0.50								
Pyrene	ND	0.50								
Benz(a)anthracene	ND	0.50								
Chrysene	ND	0.50								
Benzo(b)fluoranthene	ND	0.50								
Benzo(k)fluoranthene	ND	0.50								
Benzo(a)pyrene	ND	0.50								
Dibenz(a,h)anthracene	ND	0.50								
Benzo(g,h,i)perylene	ND	0.50								
Indeno(1,2,3-cd)pyrene	ND	0.50								
Surr: N-hexadecane	61		87.60		70.0	15	176			
Surr: Benzo(e)pyrene	13		20.00		65.5	15	198			

Qualifiers:
- * Value exceeds Maximum Contaminant Level.
- D Sample Diluted Due to Matrix
- H Holding times for preparation or analysis exceeded
- ND Not Detected at the Reporting Limit
- R RPD outside accepted recovery limits
- S % Recovery outside of range due to dilution or matrix
- B Analyte detected in the associated Method Blank
- E Value above quantitation range
- J Analyte detected below quantitation limits
- P Sample pH Not In Range
- RL Reporting Detection Limit
- W Sample container temperature is out of limit as specified

QC SUMMARY REPORT
Hall Environmental Analysis Laboratory, Inc.

WO#: 1703B64
04-Apr-17

Client: Souder, Miller and Associates
Project: Hill Top CS

Sample ID MB-30998 | SampType: MBLK | TestCode: EPA Method 7470: Mercury
Client ID: PBW | Batch ID: 30998 | RunNo: 41791
Prep Date: 3/30/2017 | Analysis Date: 3/31/2017 | SeqNo: 1312177 | Units: mg/L

Analyte	Result	PQL	SPK value	SPK Ref Val	%REC	LowLimit	HighLimit	%RPD	RPDLimit	Qual
Mercury	ND	0.00020								

Sample ID LCS-30998 | SampType: LCS | TestCode: EPA Method 7470: Mercury
Client ID: LCSW | Batch ID: 30998 | RunNo: 41791
Prep Date: 3/30/2017 | Analysis Date: 3/31/2017 | SeqNo: 1312178 | Units: mg/L

Analyte	Result	PQL	SPK value	SPK Ref Val	%REC	LowLimit	HighLimit	%RPD	RPDLimit	Qual
Mercury	0.0053	0.00020	0.005000	0	106	80	120			

Qualifiers:
- * Value exceeds Maximum Contaminant Level.
- D Sample Diluted Due to Matrix
- H Holding times for preparation or analysis exceeded
- ND Not Detected at the Reporting Limit
- R RPD outside accepted recovery limits
- S % Recovery outside of range due to dilution or matrix
- B Analyte detected in the associated Method Blank
- E Value above quantitation range
- J Analyte detected below quantitation limits
- P Sample pH Not In Range
- RL Reporting Detection Limit
- W Sample container temperature is out of limit as specified

QC SUMMARY REPORT

Hall Environmental Analysis Laboratory, Inc.

WO#: 1703B64
04-Apr-17

Client: Souder, Miller and Associates
Project: Hill Top CS

Sample ID: MB-30980	SampType: MBLK	TestCode: EPA 6010B: Total Recoverable Metals			
Client ID: PBW	Batch ID: 30980	RunNo: 41780			
Prep Date: 3/30/2017	Analysis Date: 3/31/2017	SeqNo: 1311616	Units: mg/L		

Analyte	Result	PQL	SPK value	SPK Ref Val	%REC	LowLimit	HighLimit	%RPD	RPDLimit	Qual
Arsenic	ND	0.020								
Barium	ND	0.020								
Cadmium	ND	0.0020								
Chromium	ND	0.0060								
Lead	ND	0.0050								
Selenium	ND	0.050								
Silver	ND	0.0060								

Sample ID: LCS-30980	SampType: LCS	TestCode: EPA 6010B: Total Recoverable Metals			
Client ID: LCSW	Batch ID: 30980	RunNo: 41780			
Prep Date: 3/30/2017	Analysis Date: 3/31/2017	SeqNo: 1311619	Units: mg/L		

Analyte	Result	PQL	SPK value	SPK Ref Val	%REC	LowLimit	HighLimit	%RPD	RPDLimit	Qual
Arsenic	0.56	0.020	0.5000	0	111	80	120			
Barium	0.51	0.020	0.5000	0	102	80	120			
Cadmium	0.50	0.0020	0.5000	0	99.5	80	120			
Chromium	0.52	0.0060	0.5000	0	104	80	120			
Lead	0.51	0.0050	0.5000	0	103	80	120			
Selenium	0.65	0.050	0.5000	0	131	80	120			
Silver	0.11	0.0060	0.1000	0	112	80	120			

Qualifiers:

- * Value exceeds Maximum Contaminant Level.
- D Sample Diluted Due to Matrix
- H Holding times for preparation or analysis exceeded
- ND Not Detected at the Reporting Limit
- R RPD outside accepted recovery limits
- S % Recovery outside of range due to dilution or matrix
- B Analyte detected in the associated Method Blank
- E Value above quantitation range
- J Analyte detected below quantitation limits
- P Sample pH Not In Range
- RL Reporting Detection Limit
- W Sample container temperature is out of limit as specified

---

HALL ENVIRONMENTAL ANALYSIS LABORATORY

Hall Environmental Analysis Laboratory
4901 Hawkins NE
Albuquerque, NM 87109
TEL: 505-345-3975 FAX: 505-345-4107
Website: www.hallenvironmental.com

Sample Log-In Check List

Client Name: SMA-FARM Work Order Number: 1703B64 RcptNo: 1

Received by/date: LM 03/22/17
Logged By: Ashley Gallegos 3/22/2017 1:44:00 PM
Completed By: Ashley Gallegos 3/23/2017 8:16:52 AM
Reviewed By: AJ 03/23/17

Chain of Custody

1. Custody seals intact on sample bottles? Yes No Not Present ✓
2. Is Chain of Custody complete? Yes ✓ No Not Present
3. How was the sample delivered? Courier

Log In

4. Was an attempt made to cool the samples? Yes ✓ No NA
5. Were all samples received at a temperature of >0° C to 6.0°C Yes ✓ No NA
6. Sample(s) in proper container(s)? Yes ✓ No
7. Sufficient sample volume for indicated test(s)? Yes ✓ No
8. Are samples (except VOA and ONG) properly preserved? Yes ✓ No
9. Was preservative added to bottles? Yes No ✓ NA
10. VOA vials have zero headspace? Yes No No VOA Vials ✓
11. Were any sample containers received broken? Yes No ✓
12. Does paperwork match bottle labels? (Note discrepancies on chain of custody) Yes ✓ No — # of preserved bottles checked for pH: 2 (<2 or >12 unless noted) Adjusted? No
13. Are matrices correctly identified on Chain of Custody? Yes ✓ No
14. Is it clear what analyses were requested? Yes ✓ No
15. Were all holding times able to be met? (If no, notify customer for authorization.) Yes ✓ No — Checked by: AJ

Special Handling (if applicable)

16. Was client notified of all discrepancies with this order? Yes No NA ✓

Person Notified: Date:
By Whom: Via: eMail Phone Fax In Person
Regarding:
Client Instructions:

17. Additional remarks:
18. Cooler Information

Cooler No	Temp °C	Condition	Seal Intact	Seal No	Seal Date	Signed By
1	1.7	Good	Yes			

Chain-of-Custody Record

HALL ENVIRONMENTAL ANALYSIS LABORATORY
www.hallenvironmental.com
4901 Hawkins NE Albuquerque, NM 87109
Tel. 505-345-3975 Fax 505-345-4107

Client: Souder, Miller & Associates
Mailing Address: 121 W Bloomfield Blvd Farmington, NM 87401
Phone #: 505 325-7555
email or Fax#: Ashley.Maxwell@souder.com
QA/QC Package: Standard ☐ Level 4 (Full Validation)
Accreditation: ☐ Az Compliance ☐ NELAP ☐ Other
☐ EDD (Type)

Turn-Around Time: ☐ Standard ☐ Rush
Project Name: Hill Top CS
Project #:
Project Manager: Ashley Maxwell
Sampler: Ryan Nelson
On Ice: ☐ Yes ☐ No
Sample Temperature: 1.7

Date	Time	Matrix	Sample Request ID	Container Type and #	Preservative Type	HEAL No.
3/24/17	Test Hrs	Water	North Bat	1 Gallons	Unpreserved	1703B64-001

Analysis Request: BTEX + MTBE + TMB (8021); BTEX + MTBE + TPH (Gas only); TPH (8015B) (GRO / DRO / MRO); TPH (Method 418.1); EDB (Method 504.1); PAHs (8310 or 8270SIM); RCRA 8 Metals; Chloride (4500-Cl-B); 8260 (VOA); 8270 (Semi-VOA); 608/8081 Pesticides / 8082 PCBs; Air Bubbles (Y or N)

Remarks: 8260 full list Report TEQ Compound AT TEQ Limits
Sample: Tom Long / Set Expire

Relinquished by:	Date:	Time:	Received by:	Date:	Time:
Relinquished by:	Date:	Time:	Received by:	Date:	Time:

2017

District I
1625 N. French Dr., Hobbs, NM 88240
District II
811 S. First St., Artesia, NM 88210
District III
1000 Rio Brazos Road, Aztec, NM 87410
District IV
1220 S. St. Francis Dr., Santa Fe, NM 87505

State of New Mexico
Energy Minerals and Natural Resources

Oil Conservation Division
1220 South St. Francis Dr.
Santa Fe, NM 87505

060517MK

Form C-138
Revised August 1, 2011

Surface Waste Management Facility Operator and Generator shall maintain and make this documentation available for Division inspection.

REQUEST FOR APPROVAL TO ACCEPT SOLID WASTE

1. Generator Name and Address:
Western Refining Southwest, Inc.
111 County Road 4990
Bloomfield, NM 87413

2. Originating Site:
Pipeline Maintenance Yard
5754 Highway 64
Farmington, NM 87401

3. Location of Material (Street Address, City, State or ULSTR):
Same as originating Site

4. Source and Description of Waste:
Hydro test water used to test frac tanks.

Estimated Volume 500 bbls Known Volume (to be entered by the operator at the end of the haul) 1360 yd³/bbls

5. GENERATOR CERTIFICATION STATEMENT OF WASTE STATUS

I, Matthew Kraikow (PRINT & SIGN NAME) representative or authorized agent for Western Refining Southwest, Inc. (COMPANY NAME) do hereby certify that according to the Resource Conservation and Recovery Act (RCRA) and the US Environmental Protection Agency's July 1988 regulatory determination, the above described waste is: (Check the appropriate classification)

☐ RCRA Exempt: Oil field wastes generated from oil and gas exploration and production operations and are not mixed with non-exempt waste. *Operator Use Only: Waste Acceptance Frequency* ☐ *Monthly* ☐ *Weekly* ☐ *Per Load*

☒ RCRA Non-Exempt: Oil field waste which is non-hazardous that does not exceed the minimum standards for waste hazardous by characteristics established in RCRA regulations, 40 CFR 261.21-261.24, or listed hazardous waste as defined in 40 CFR, part 261, subpart D, as amended. The following documentation is attached to demonstrate the above-described waste is non-hazardous. (Check the appropriate items)

☐ MSDS Information ☒ RCRA Hazardous Waste Analysis ☐ Process Knowledge ☐ Other (Provide description in Box 4)

GENERATOR 19.15.36.15 WASTE TESTING CERTIFICATION STATEMENT FOR LANDFARMS

I, N/A, representative for N/A do hereby certify that representative samples of the oil field waste have been subjected to the paint filter test and tested for chloride content and that the samples have been found to conform to the specific requirements applicable to landfarms pursuant to Section 15 of 19.15.36 NMAC. The results of the representative samples are attached to demonstrate the above-described waste conform to the requirements of Section 15 of 19.15.36 NMAC.

5. Transporter:
To be determined.

OCD Permitted Surface Waste Management Facility

Name and Facility Permit #: Agua Moss, LLC Permit #: UICI-005 (Class I Non-Hazardous Well)

Address of Facility: 345 CR 350, San Juan County, Aztec, NM 87410
Method of Treatment and/or Disposal:

☐ Evaporation ☒ Injection ☐ Treating Plant ☐ Landfarm ☐ Landfill ☐ Other

Waste Acceptance Status: ☒ APPROVED ☐ DENIED (Must Be Maintained As Permanent Record)

PRINT NAME: Adrian Hess TITLE: Operator DATE: 3/23/17
SIGNATURE: TELEPHONE NO.: (505) 334-6186

HALL ENVIRONMENTAL ANALYSIS LABORATORY

Hall Environmental Analysis Laboratory
4901 Hawkins NE
Albuquerque, NM 87109
TEL: 505-345-3975 FAX: 505-345-4107
Website: www.hallenvironmental.com

June 20, 2017

Kelly Robinson
Western Refining Southwest, Inc.
#50 CR 4990
Bloomfield, NM 87413
TEL: (505) 632-4155
FAX (505) 632-3911

RE: Pipeline Frac Tank Hydro Water OrderNo.: 1706322

Dear Kelly Robinson:

Hall Environmental Analysis Laboratory received 1 sample(s) on 6/7/2017 for the analyses presented in the following report.

These were analyzed according to EPA procedures or equivalent. To access our accredited tests please go to www.hallenvironmental.com or the state specific web sites. In order to properly interpret your results, it is imperative that you review this report in its entirety. See the sample checklist and/or the Chain of Custody for information regarding the sample receipt temperature and preservation. Data qualifiers or a narrative will be provided if the sample analysis or analytical quality control parameters require a flag. When necessary, data qualifiers are provided on both the sample analysis report and the QC summary report, both sections should be reviewed. All samples are reported, as received, unless otherwise indicated. Lab measurement of analytes considered field parameters that require analysis within 15 minutes of sampling such as pH and residual chlorine are qualified as being analyzed outside of the recommended holding time.

Please don't hesitate to contact HEAL for any additional information or clarifications.

ADHS Cert #AZ0682 – NMED-DWB Cert #NM9425 – NMED-Micro Cert #NM0190

Sincerely,

Andy Freeman
Laboratory Manager
4901 Hawkins NE
Albuquerque, NM 87109

Analytical Report
Lab Order 1706322
Date Reported: 6/20/2017

Hall Environmental Analysis Laboratory, Inc.

CLIENT: Western Refining Southwest, Inc. **Client Sample ID:** Hydro Test Water
Project: Pipeline Frac Tank Hydro Water **Collection Date:** 6/5/2017 1:00:00 PM
Lab ID: 1706322-001 **Matrix:** AQUEOUS **Received Date:** 6/7/2017 7:30:00 AM

Analyses	Result	PQL	Qual	Units	DF	Date Analyzed	Batch
EPA METHOD 7470: MERCURY							Analyst: **MED**
Mercury	ND	0.00020		mg/L	1	6/14/2017 1:22:00 PM	32589
EPA 6010B: TOTAL RECOVERABLE METALS							Analyst: **MED**
Arsenic	ND	0.020		mg/L	1	6/13/2017 10:47:49 AM	32235
Barium	0.092	0.020		mg/L	1	6/13/2017 10:47:49 AM	32235
Cadmium	ND	0.0020		mg/L	1	6/13/2017 10:47:49 AM	32235
Chromium	ND	0.0060		mg/L	1	6/13/2017 10:47:49 AM	32235
Lead	ND	0.0060		mg/L	1	6/13/2017 10:47:49 AM	32235
Selenium	ND	0.050		mg/L	1	6/13/2017 10:47:49 AM	32235
Silver	ND	0.0060		mg/L	1	6/13/2017 10:47:49 AM	32235
EPA METHOD 8260B: VOLATILES							Analyst: **RAA**
Benzene	ND	1.0		µg/L	1	6/7/2017 7:07:00 PM	R43337
Toluene	ND	1.0		µg/L	1	6/7/2017 7:07:00 PM	R43337
Ethylbenzene	ND	1.0		µg/L	1	6/7/2017 7:07:00 PM	R43337
Methyl tert-butyl ether (MTBE)	ND	1.0		µg/L	1	6/7/2017 7:07:00 PM	R43337
1,2,4-Trimethylbenzene	ND	1.0		µg/L	1	6/7/2017 7:07:00 PM	R43337
1,3,5-Trimethylbenzene	ND	1.0		µg/L	1	6/7/2017 7:07:00 PM	R43337
1,2-Dichloroethane (EDC)	ND	1.0		µg/L	1	6/7/2017 7:07:00 PM	R43337
1,2-Dibromoethane (EDB)	ND	1.0		µg/L	1	6/7/2017 7:07:00 PM	R43337
Naphthalene	ND	2.0		µg/L	1	6/7/2017 7:07:00 PM	R43337
1-Methylnaphthalene	ND	4.0		µg/L	1	6/7/2017 7:07:00 PM	R43337
2-Methylnaphthalene	ND	4.0		µg/L	1	6/7/2017 7:07:00 PM	R43337
Acetone	ND	10		µg/L	1	6/7/2017 7:07:00 PM	R43337
Bromobenzene	ND	1.0		µg/L	1	6/7/2017 7:07:00 PM	R43337
Bromodichloromethane	ND	1.0		µg/L	1	6/7/2017 7:07:00 PM	R43337
Bromoform	ND	1.0		µg/L	1	6/7/2017 7:07:00 PM	R43337
Bromomethane	ND	3.0		µg/L	1	6/7/2017 7:07:00 PM	R43337
2-Butanone	ND	10		µg/L	1	6/7/2017 7:07:00 PM	R43337
Carbon disulfide	ND	10		µg/L	1	6/7/2017 7:07:00 PM	R43337
Carbon Tetrachloride	ND	1.0		µg/L	1	6/7/2017 7:07:00 PM	R43337
Chlorobenzene	ND	1.0		µg/L	1	6/7/2017 7:07:00 PM	R43337
Chloroethane	ND	2.0		µg/L	1	6/7/2017 7:07:00 PM	R43337
Chloroform	25	1.0		µg/L	1	6/7/2017 7:07:00 PM	R43337
Chloromethane	ND	3.0		µg/L	1	6/7/2017 7:07:00 PM	R43337
2-Chlorotoluene	ND	1.0		µg/L	1	6/7/2017 7:07:00 PM	R43337
4-Chlorotoluene	ND	1.0		µg/L	1	6/7/2017 7:07:00 PM	R43337
cis-1,2-DCE	ND	1.0		µg/L	1	6/7/2017 7:07:00 PM	R43337
cis-1,3-Dichloropropene	ND	1.0		µg/L	1	6/7/2017 7:07:00 PM	R43337
1,2-Dibromo-3-chloropropane	ND	2.0		µg/L	1	6/7/2017 7:07:00 PM	R43337

Refer to the QC Summary report and sample login checklist for flagged QC data and preservation information.

Qualifiers:
* Value exceeds Maximum Contaminant Level.
B Analyte detected in the associated Method Blank
D Sample Diluted Due to Matrix
E Value above quantitation range
H Holding times for preparation or analysis exceeded
J Analyte detected below quantitation limits
ND Not Detected at the Reporting Limit
P Sample pH Not In Range
PQL Practical Quantitative Limit
RL Reporting Detection Limit
S % Recovery outside of range due to dilution or matrix
W Sample container temperature is out of limit as specified

Analytical Report
Lab Order 1706322
Date Reported: 6/20/2017

Hall Environmental Analysis Laboratory, Inc.

CLIENT: Western Refining Southwest, Inc. **Client Sample ID:** Hydro Test Water
Project: Pipeline Frac Tank Hydro Water **Collection Date:** 6/5/2017 1:00:00 PM
Lab ID: 1706322-001 **Matrix:** AQUEOUS **Received Date:** 6/7/2017 7:30:00 AM

Analyses	Result	PQL	Qual	Units	DF	Date Analyzed	Batch
EPA METHOD 8260B: VOLATILES							Analyst: **RAA**
Dibromofluoromethane	94	1.0		µg/L	1	6/7/2017 7:07:00 PM	R43337
Dibromomethane	ND	1.0		µg/L	1	6/7/2017 7:07:00 PM	R43337
1,2-Dichlorobenzene	ND	1.0		µg/L	1	6/7/2017 7:07:00 PM	R43337
1,3-Dichlorobenzene	ND	1.0		µg/L	1	6/7/2017 7:07:00 PM	R43337
1,4-Dichlorobenzene	ND	1.0		µg/L	1	6/7/2017 7:07:00 PM	R43337
Dichlorodifluoromethane	ND	1.0		µg/L	1	6/7/2017 7:07:00 PM	R43337
1,1-Dichloroethane	ND	1.0		µg/L	1	6/7/2017 7:07:00 PM	R43337
1,1-Dichloroethene	ND	1.0		µg/L	1	6/7/2017 7:07:00 PM	R43337
1,2-Dichloropropane	ND	1.0		µg/L	1	6/7/2017 7:07:00 PM	R43337
1,3-Dichloropropane	ND	1.0		µg/L	1	6/7/2017 7:07:00 PM	R43337
2,2-Dichloropropane	ND	2.0		µg/L	1	6/7/2017 7:07:00 PM	R43337
1,1-Dichloropropene	ND	1.0		µg/L	1	6/7/2017 7:07:00 PM	R43337
Hexachlorobutadiene	ND	1.0		µg/L	1	6/7/2017 7:07:00 PM	R43337
2-Hexanone	ND	10		µg/L	1	6/7/2017 7:07:00 PM	R43337
Isopropylbenzene	ND	1.0		µg/L	1	6/7/2017 7:07:00 PM	R43337
4-Isopropyltoluene	ND	1.0		µg/L	1	6/7/2017 7:07:00 PM	R43337
4-Methyl-2-pentanone	ND	10		µg/L	1	6/7/2017 7:07:00 PM	R43337
Methylene Chloride	ND	3.0		µg/L	1	6/7/2017 7:07:00 PM	R43337
n-Butylbenzene	ND	3.0		µg/L	1	6/7/2017 7:07:00 PM	R43337
n-Propylbenzene	ND	1.0		µg/L	1	6/7/2017 7:07:00 PM	R43337
sec-Butylbenzene	ND	1.0		µg/L	1	6/7/2017 7:07:00 PM	R43337
Styrene	ND	1.0		µg/L	1	6/7/2017 7:07:00 PM	R43337
tert-Butylbenzene	ND	1.0		µg/L	1	6/7/2017 7:07:00 PM	R43337
1,1,1,2-Tetrachloroethane	ND	1.0		µg/L	1	6/7/2017 7:07:00 PM	R43337
1,1,2,2-Tetrachloroethane	ND	2.0		µg/L	1	6/7/2017 7:07:00 PM	R43337
Tetrachloroethene (PCE)	ND	1.0		µg/L	1	6/7/2017 7:07:00 PM	R43337
trans-1,2-DCE	ND	1.0		µg/L	1	6/7/2017 7:07:00 PM	R43337
trans-1,3-Dichloropropene	ND	1.0		µg/L	1	6/7/2017 7:07:00 PM	R43337
1,2,3-Trichlorobenzene	ND	1.0		µg/L	1	6/7/2017 7:07:00 PM	R43337
1,2,4-Trichlorobenzene	ND	1.0		µg/L	1	6/7/2017 7:07:00 PM	R43337
1,1,1-Trichloroethane	ND	1.0		µg/L	1	6/7/2017 7:07:00 PM	R43337
1,1,2-Trichloroethane	ND	1.0		µg/L	1	6/7/2017 7:07:00 PM	R43337
Trichloroethene (TCE)	ND	1.0		µg/L	1	6/7/2017 7:07:00 PM	R43337
Trichlorofluoromethane	ND	1.0		µg/L	1	6/7/2017 7:07:00 PM	R43337
1,2,3-Trichloropropane	ND	2.0		µg/L	1	6/7/2017 7:07:00 PM	R43337
Vinyl chloride	ND	1.0		µg/L	1	6/7/2017 7:07:00 PM	R43337
Xylenes, Total	ND	1.5		µg/L	1	6/7/2017 7:07:00 PM	R43337
Surr: 1,2-Dichloroethane-d4	95.4	70-130		%Rec	1	6/7/2017 7:07:00 PM	R43337
Surr: 4-Bromofluorobenzene	104	70-130		%Rec	1	6/7/2017 7:07:00 PM	R43337

Refer to the QC Summary report and sample login checklist for flagged QC data and preservation information.

Qualifiers:
* Value exceeds Maximum Contaminant Level.
B Analyte detected in the associated Method Blank
D Sample Diluted Due to Matrix
E Value above quantitation range
H Holding times for preparation or analysis exceeded
J Analyte detected below quantitation limits
ND Not Detected at the Reporting Limit
P Sample pH Not In Range
PQL Practical Quantitative Limit
RL Reporting Detection Limit
S % Recovery outside of range due to dilution or matrix
W Sample container temperature is out of limit as specified

Analytical Report
Lab Order 1706322
Date Reported: 6/20/2017

Hall Environmental Analysis Laboratory, Inc.

CLIENT: Western Refining Southwest, Inc. **Client Sample ID:** Hydro Test Water
Project: Pipeline Frac Tank Hydro Water **Collection Date:** 6/5/2017 1:00:00 PM
Lab ID: 1706322-001 **Matrix:** AQUEOUS **Received Date:** 6/7/2017 7:30:00 AM

Analyses	Result	PQL	Qual	Units	DF	Date Analyzed	Batch
EPA METHOD 8260B: VOLATILES							Analyst: **RAA**
Surr: Dibromofluoromethane	103	70-130		%Rec	1	6/7/2017 7:07:00 PM	R43337
Surr: Toluene-d8	100	70-130		%Rec	1	6/7/2017 7:07:00 PM	R43337

Refer to the QC Summary report and sample login checklist for flagged QC data and preservation information.

Qualifiers:
* Value exceeds Maximum Contaminant Level.
B Analyte detected in the associated Method Blank
D Sample Diluted Due to Matrix
E Value above quantitation range
H Holding times for preparation or analysis exceeded
J Analyte detected below quantitation limits
ND Not Detected at the Reporting Limit
P Sample pH Not In Range
PQL Practical Quantitative Limit
RL Reporting Detection Limit
S % Recovery outside of range due to dilution or matrix
W Sample container temperature is out of limit as specified

QC SUMMARY REPORT
Hall Environmental Analysis Laboratory, Inc.

WO#: 1706322
20-Jun-17

Client: Western Refining Southwest, Inc.
Project: Pipeline Frac Tank Hydro Water

Sample ID: 100ng lcs | SampType: LCS4 | TestCode: EPA Method 8260B: VOLATILES
Client ID: BatchQC | Batch ID: R43337 | RunNo: 43337
Prep Date: | Analysis Date: 6/7/2017 | SeqNo: 1364431 | Units: µg/L

Analyte	Result	PQL	SPK value	SPK Ref Val	%REC	LowLimit	HighLimit	%RPD	RPDLimit	Qual
Benzene	21	1.0	20.00	0	103	70	130			
Toluene	20	1.0	20.00	0	100	70	130			
Ethylbenzene	20	1.0	20.00	0	101	70	130			
Methyl tert-butyl ether (MTBE)	38	1.0	40.00	0	95.1	70	130			
1,2,4-Trimethylbenzene	20	1.0	20.00	0	98.5	70	130			
1,3,5-Trimethylbenzene	19	1.0	20.00	0	97.2	70	130			
1,2-Dichloroethane (EDC)	46	1.0	40.00	0	97.4	82.2	143			
1,2-Dibromoethane (EDB)	19	1.0	20.00	0	95.3	70	130			
Naphthalene	17	2.0	20.00	0	85.7	70	130			
1-Methylnaphthalene	18	4.0	20.00	0	87.9	60	140			
2-Methylnaphthalene	13	4.0	20.00	0	66.4	60	140			
Acetone	40	10	40.00	0	99.8	60	140			
Bromobenzene	20	1.0	20.00	0	98.6	70	130			
Bromodichloromethane	20	1.0	20.00	0	102	70	130			
Bromoform	19	1.0	20.00	0	96.2	70	130			
Bromomethane	16	3.0	20.00	0	78.2	60	140			
2-Butanone	46	10	40.00	0	114	60	140			
Carbon disulfide	41	10	40.00	0	102	60	140			
Carbon Tetrachloride	20	1.0	20.00	0	102	70	130			
Chlorobenzene	20	1.0	20.00	0	102	70	130			
Chloroethane	21	2.0	20.00	0	107	60	140			
Chloroform	21	1.0	20.00	0	106	70	130			
Chloromethane	16	3.0	20.00	0	81.0	60	140			
2-Chlorotoluene	19	1.0	20.00	0	96.9	70	130			
4-Chlorotoluene	19	1.0	20.00	0	97.5	70	130			
cis-1,2-DCE	21	1.0	20.00	0	106	70	130			
cis-1,3-Dichloropropene	19	1.0	20.00	0	93.3	70	130			
1,2-Dibromo-3-chloropropane	18	2.0	20.00	0	90.9	70	130			
Dibromochloromethane	18	1.0	20.00	0	91.7	70	130			
Dibromomethane	21	1.0	20.00	0	104	70	130			
1,2-Dichlorobenzene	19	1.0	20.00	0	96.0	70	130			
1,3-Dichlorobenzene	20	1.0	20.00	0	98.9	70	130			
1,4-Dichlorobenzene	20	1.0	20.00	0	98.6	87.2	141			
Dichlorodifluoromethane	24	1.0	20.00	0	121	60	140			
1,1-Dichloroethane	20	1.0	20.00	0	99.7	52.6	157			
1,1-Dichloroethene	21	1.0	20.00	0	103	73.[illegible]	130			
1,2-Dichloropropane	20	1.0	20.00	0	102	83.7	138			
1,3-Dichloropropane	19	1.0	20.00	0	95.3	70	130			
2,2-Dichloropropane	20	2.0	20.00	0	101	70	130			

Qualifiers:
- * Value exceeds Maximum Contaminant Level.
- D Sample Diluted Due to Matrix
- H Holding times for preparation or analysis exceeded
- ND Not Detected at the Reporting Limit
- PQL Practical Quantitative Limit
- S % Recovery outside of range due to dilution or matrix
- B Analyte detected in the associated Method Blank
- E Value above quantitation range
- J Analyte detected below quantitation limits
- P Sample pH Not In Range
- RL Reporting Detection Limit
- W Sample container temperature is out of limit as specified

QC SUMMARY REPORT
Hall Environmental Analysis Laboratory, Inc.

WO#: 1706322
20-Jun-17

Client: Western Refining Southwest, Inc.
Project: Pipeline Frac Tank Hydro Water

Sample ID: 100ng lcs | SampType: LCS4 | TestCode: EPA Method 8260B: VOLATILES
Client ID: BatchQC | Batch ID: R43337 | RunNo: 43337
Prep Date: | Analysis Date: 6/7/2017 | SeqNo: 1364431 | Units: µg/L

Analyte	Result	PQL	SPK value	SPK Ref Val	%REC	LowLimit	HighLimit	%RPD	RPDLimit	Qual
1,1-Dichloropropene	20	1.0	20.00	0	102	70	130			
Hexachlorobutadiene	17	1.0	20.00	0	82.6	70	130			
2-Hexanone	35	10	40.00	0	86.7	60	140			
Isopropylbenzene	20	1.0	20.00	0	101	70	130			
4-Isopropyltoluene	20	1.0	20.00	0	100	70	130			
4-Methyl-2-pentanone	37	10	40.00	0	93.6	60	140			
Methylene Chloride	21	3.0	20.00	0	104	70	130			
n-Butylbenzene	19	3.0	20.00	0	93.2	70	130			
n-Propylbenzene	19	1.0	20.00	0	96.7	70	130			
sec-Butylbenzene	18	1.0	20.00	0	89.3	70	130			
Styrene	20	1.0	20.00	0	101	70	130			
tert-Butylbenzene	19	1.0	20.00	0	97.3	70	130			
1,1,1,2-Tetrachloroethane	19	1.0	20.00	0	97.0	70	130			
1,1,2,2-Tetrachloroethane	19	2.0	20.00	0	96.5	65.9	133			
Tetrachloroethene (PCE)	21	1.0	20.00	0	104	70	130			
trans-1,2-DCE	20	1.0	20.00	0	101	70	130			
trans-1,3-Dichloropropene	18	1.0	20.00	0	88.1	70	130			
1,2,3-Trichlorobenzene	18	1.0	20.00	0	88.0	70	130			
1,2,4-Trichlorobenzene	17	1.0	20.00	0	87.2	70	130			
1,1,1-Trichloroethane	21	1.0	20.00	0	103	70	130			
1,1,2-Trichloroethane	19	1.0	20.00	0	95.4	70	130			
Trichloroethene (TCE)	20	1.0	20.00	0	102	70	130			
Trichlorofluoromethane	21	1.0	20.00	0	105	70	130			
1,2,3-Trichloropropane	19	2.0	20.00	0	95.6	69.7	129			
Vinyl chloride	20	1.0	20.00	0	101	70	130			
Xylenes, Total	60	1.5	60.00	0	100	70	130			
Surr: 1,2-Dichloroethane-d4	9.7		10.00		97.3	70	130			
Surr: 4-Bromofluorobenzene	10		10.00		104	70	130			
Surr: Dibromofluoromethane	10		10.00		104	70	130			
Surr: Toluene-d8	10		10.00		104	70	130			

Sample ID: RB | SampType: MBLK | TestCode: EPA Method 8260B: VOLATILES
Client ID: PBW | Batch ID: R43337 | RunNo: 43337
Prep Date: | Analysis Date: 6/7/2017 | SeqNo: 1364456 | Units: µg/L

Analyte	Result	PQL	SPK value	SPK Ref Val	%REC	LowLimit	HighLimit	%RPD	RPDLimit	Qual
Benzene	ND	1.0								
Toluene	ND	1.0								
Ethylbenzene	ND	1.0								

Qualifiers:
- * Value exceeds Maximum Contaminant Level.
- D Sample Diluted Due to Matrix
- H Holding times for preparation or analysis exceeded
- ND Not Detected at the Reporting Limit
- PQL Practical Quantitative Limit
- S % Recovery outside of range due to dilution or matrix
- B Analyte detected in the associated Method Blank
- E Value above quantitation range
- J Analyte detected below quantitation limits
- P Sample pH Not In Range
- RL Reporting Detection Limit
- W Sample container temperature is out of limit as specified

QC SUMMARY REPORT
Hall Environmental Analysis Laboratory, Inc.

WO#: 1706322
20-Jun-17

Client: Western Refining Southwest, Inc.
Project: Pipeline Frac Tank Hydro Water

Sample ID: RB | SampType: MBLK | TestCode: EPA Method 8260B: VOLATILES
Client ID: PBW | Batch ID: R43337 | RunNo: 43337
Prep Date: | Analysis Date: 6/7/2017 | SeqNo: 1364456 | Units: µg/L

Analyte	Result	PQL	SPK value	SPK Ref Val	%REC	LowLimit	HighLimit	%RPD	RPDLimit	Qual
Methyl tert-butyl ether (MTBE)	ND	1.0								
1,2,4-Trimethylbenzene	ND	1.0								
1,3,5-Trimethylbenzene	ND	1.0								
1,2-Dichloroethane (EDC)	ND	1.0								
1,2-Dibromoethane (EDB)	ND	1.0								
Naphthalene	ND	2.0								
1-Methylnaphthalene	ND	4.0								
2-Methylnaphthalene	ND	4.0								
Acetone	ND	10								
Bromobenzene	ND	1.0								
Bromodichloromethane	ND	1.0								
Bromoform	ND	1.0								
Bromomethane	ND	3.0								
2-Butanone	ND	10								
Carbon disulfide	ND	10								
Carbon Tetrachloride	ND	1.0								
Chlorobenzene	ND	1.0								
Chloroethane	ND	2.0								
Chloroform	ND	1.0								
Chloromethane	ND	3.0								
2-Chlorotoluene	ND	1.0								
4-Chlorotoluene	ND	1.0								
cis-1,2-DCE	ND	1.0								
cis-1,3-Dichloropropene	ND	1.0								
1,2-Dibromo-3-chloropropane	ND	2.0								
Dibromochloromethane	ND	1.0								
Dibromomethane	ND	1.0								
1,2-Dichlorobenzene	ND	1.0								
1,3-Dichlorobenzene	ND	1.0								
1,4-Dichlorobenzene	ND	1.0								
Dichlorodifluoromethane	ND	1.0								
1,1-Dichloroethane	ND	1.0								
1,1-Dichloroethene	ND	1.0								
1,2-Dichloropropane	ND	1.0								
1,3-Dichloropropane	ND	1.0								
2,2-Dichloropropane	ND	2.0								
1,1-Dichloropropene	ND	1.0								
Hexachlorobutadiene	ND	1.0								
2-Hexanone	ND	10								

Qualifiers:
- * Value exceeds Maximum Contaminant Level.
- D Sample Diluted Due to Matrix
- H Holding times for preparation or analysis exceeded
- ND Not Detected at the Reporting Limit
- PQL Practical Quantitative Limit
- S % Recovery outside of range due to dilution or matrix
- B Analyte detected in the associated Method Blank
- E Value above quantitation range
- J Analyte detected below quantitation limits
- P Sample pH Not In Range
- RL Reporting Detection Limit
- W Sample container temperature is out of limit as specified

QC SUMMARY REPORT
Hall Environmental Analysis Laboratory, Inc.

WO#: 1706322
20-Jun-17

Client: Western Refining Southwest, Inc.
Project: Pipeline Frac Tank Hydro Water

Sample ID: RB | SampType: MBLK | TestCode: EPA Method 8260B: VOLATILES
Client ID: PBW | Batch ID: R43337 | RunNo: 43337
Prep Date: | Analysis Date: 6/7/2017 | SeqNo: 1364456 | Units: µg/L

Analyte	Result	PQL	SPK value	SPK Ref Val	%REC	LowLimit	HighLimit	%RPD	RPDLimit	Qual
Isopropylbenzene	ND	1.0								
4-Isopropyltoluene	ND	1.0								
4-Methyl-2-pentanone	ND	10								
Methylene Chloride	ND	3.0								
n-Butylbenzene	ND	3.0								
n-Propylbenzene	ND	1.0								
sec-Butylbenzene	ND	1.0								
Styrene	ND	1.0								
tert-Butylbenzene	ND	1.0								
1,1,1,2-Tetrachloroethane	ND	1.0								
1,1,2,2-Tetrachloroethane	ND	2.0								
Tetrachloroethene (PCE)	ND	1.0								
trans-1,2-DCE	ND	1.0								
trans-1,3-Dichloropropene	ND	1.0								
1,2,3-Trichlorobenzene	ND	1.0								
1,2,4-Trichlorobenzene	ND	1.0								
1,1,1-Trichloroethane	ND	1.0								
1,1,2-Trichloroethane	ND	1.0								
Trichloroethene (TCE)	ND	1.0								
Trichlorofluoromethane	ND	1.0								
1,2,3-Trichloropropane	ND	2.0								
Vinyl chloride	ND	1.0								
Xylenes, Total	ND	1.5								
Surr: 1,2-Dichloroethane-d4	9.8		10.00		98.3	70	130			
Surr: 4-Bromofluorobenzene	10		10.00		103	70	130			
Surr: Dibromofluoromethane	11		10.00		107	70	130			
Surr: Toluene-d8	10		10.00		99.7	70	130			

Qualifiers:
- * Value exceeds Maximum Contaminant Level.
- D Sample Diluted Due to Matrix
- H Holding times for preparation or analysis exceeded
- ND Not Detected at the Reporting Limit
- PQL Practical Quantitative Limit
- S % Recovery outside of range due to dilution or matrix
- B Analyte detected in the associated Method Blank
- E Value above quantitation range
- J Analyte detected below quantitation limits
- P Sample pH Not In Range
- RL Reporting Detection Limit
- W Sample container temperature is out of limit as specified

QC SUMMARY REPORT

Hall Environmental Analysis Laboratory, Inc.

Client: Western Refining Southwest, Inc.
Project: Pipeline Frac Tank Hydro Water

Sample ID: **MB-32269** SampType: **MBLK** TestCode: **EPA Method 7470: Mercury**
Client ID: **PBW** Batch ID: **32269** RunNo: **43487**
Prep Date: **6/14/2017** Analysis Date: **6/14/2017** SeqNo: **1369690** Units: **mg/L**

Analyte	Result	PQL	SPK value	SPK Ref Val	%REC	LowLimit	HighLimit	%RPD	RPDLimit	Qual
Mercury	ND	0.00020								

Sample ID: **LCS-32269** SampType: **LCS** TestCode: **EPA Method 7470: Mercury**
Client ID: **LCSW** Batch ID: **32269** RunNo: **43487**
Prep Date: **6/14/2017** Analysis Date: **6/14/2017** SeqNo: **1369693** Units: **mg/L**

Analyte	Result	PQL	SPK value	SPK Ref Val	%REC	LowLimit	HighLimit	%RPD	RPDLimit	Qual
Mercury	0.0047	0.00020	0.005000	0	93.7	80	120			

Sample ID: **1706322-001BMS** SampType: **MS** TestCode: **EPA Method 7470: Mercury**
Client ID: **Hydro Test Water** Batch ID: **32269** RunNo: **43487**
Prep Date: **6/14/2017** Analysis Date: **6/14/2017** SeqNo: **1369697** Units: **mg/L**

Analyte	Result	PQL	SPK value	SPK Ref Val	%REC	LowLimit	HighLimit	%RPD	RPDLimit	Qual
Mercury	0.0049	0.00020	0.005000	0	98.2	75	125			

Sample ID: **1706322-001BMSD** SampType: **MSD** TestCode: **EPA Method 7470: Mercury**
Client ID: **Hydro Test Water** Batch ID: **32269** RunNo: **43487**
Prep Date: **6/14/2017** Analysis Date: **6/14/2017** SeqNo: **1369698** Units: **mg/L**

Analyte	Result	PQL	SPK value	SPK Ref Val	%REC	LowLimit	HighLimit	%RPD	RPDLimit	Qual
Mercury	0.0046	0.00020	0.005000	0	92.9	75	125	5.71	20	

Qualifiers:

*	Value exceeds Maximum Contaminant Level.	B	Analyte detected in the associated Method Blank
D	Sample Diluted Due to Matrix	E	Value above quantitation range
H	Holding times for preparation or analysis exceeded	J	Analyte detected below quantitation limits
ND	Not Detected at the Reporting Limit	P	Sample pH Not In Range
PQL	Practical Quanitative Limit	RL	Reporting Detection Limit
S	% Recovery outside of range due to dilution or matrix	W	Sample container temperature is out of limit as specified

---

QC SUMMARY REPORT

Hall Environmental Analysis Laboratory, Inc.

Client: Western Refining Southwest, Inc.
Project: Pipeline Frac Tank Hydro Water

Sample ID: **MB-32235** SampType: **MBLK** TestCode: **EPA 6010B: Total Recoverable Metals**
Client ID: **PBW** Batch ID: **32235** RunNo: **43448**
Prep Date: **6/12/2017** Analysis Date: **6/13/2017** SeqNo: **1368063** Units: **mg/L**

Analyte	Result	PQL	SPK value	SPK Ref Val	%REC	LowLimit	HighLimit	%RPD	RPDLimit	Qual
Arsenic	ND	0.020								
Barium	ND	0.020								
Cadmium	ND	0.0020								
Chromium	ND	0.0060								
Lead	ND	0.0050								
Selenium	ND	0.050								
Silver	ND	0.0050								

Sample ID: **LCS-32235** SampType: **LCS** TestCode: **EPA 6010B: Total Recoverable Metals**
Client ID: **LCSW** Batch ID: **32235** RunNo: **43448**
Prep Date: **6/12/2017** Analysis Date: **6/13/2017** SeqNo: **1368064** Units: **mg/L**

Analyte	Result	PQL	SPK value	SPK Ref Val	%REC	LowLimit	HighLimit	%RPD	RPDLimit	Qual
Arsenic	0.53	0.020	0.5000	0	106	80	120			
Barium	0.51	0.020	0.5000	0	102	80	120			
Cadmium	0.51	0.0020	0.5000	0	101	80	120			
Chromium	0.51	0.0060	0.5000	0	102	80	120			
Lead	0.51	0.0050	0.5000	0	101	80	120			
Selenium	0.51	0.050	0.5000	0	102	80	120			
Silver	0.10	0.0050	0.1000	0	104	80	120			

Qualifiers:

*	Value exceeds Maximum Contaminant Level.	B	Analyte detected in the associated Method Blank
D	Sample Diluted Due to Matrix	E	Value above quantitation range
H	Holding times for preparation or analysis exceeded	J	Analyte detected below quantitation limits
ND	Not Detected at the Reporting Limit	P	Sample pH Not In Range
PQL	Practical Quanitative Limit	RL	Reporting Detection Limit
S	% Recovery outside of range due to dilution or matrix	W	Sample container temperature is out of limit as specified

---

HALL ENVIRONMENTAL ANALYSIS LABORATORY

Hall Environmental Analysis Laboratory
4901 Hawkins NE
Albuquerque, NM 87109
TEL: 505-345-3975 FAX: 505-345-4107
Website: www.hallenvironmental.com

Sample Log-In Check List

Client Name: Western Refining Southw Work Order Number: 1706322 RcptNo: 1

Received By: Anne Thorne 6/7/2017 7:30:00 AM
Completed By: Sophia Campuzano 6/7/2017 9:10:16 AM
Reviewed By: 6/7/17

Chain of Custody

1. Custody seals intact on sample bottles? Yes ☐ No ☐ Not Present ☑
2. Is Chain of Custody complete? Yes ☑ No ☐ Not Present ☐
3. How was the sample delivered? Courier

Log In

4. Was an attempt made to cool the samples? Yes ☑ No ☐ NA ☐
5. Were all samples received at a temperature of >0° C to 6.0°C Yes ☑ No ☐ NA ☐
6. Sample(s) in proper container(s)? Yes ☑ No ☐
7. Sufficient sample volume for indicated test(s)? Yes ☑ No ☐
8. Are samples (except VOA and ONG) properly preserved? Yes ☑ No ☐
9. Was preservative added to bottles? Yes ☐ No ☑ NA ☐
10. VOA vials have zero headspace? Yes ☑ No ☐ No VOA Vials ☐
11. Were any sample containers received broken? Yes ☐ No ☑
12. Does paperwork match bottle labels? Yes ☑ No ☐
(Note discrepancies on chain of custody)
13. Are matrices correctly identified on Chain of Custody? Yes ☑ No ☐
14. Is it clear what analyses were requested? Yes ☑ No ☐
15. Were all holding times able to be met? Yes ☑ No ☐
(If no, notify customer for authorization.)

\# of preserved bottles checked for pH:
(<2 or >12 unless noted)
Adjusted? [illegible]
Checked by: SCC

Special Handling (if applicable)

16. Was client notified of all discrepancies with this order? Yes ☐ No ☐ NA ☑

Person Notified:
Date:
By Whom:
Via: ☐ eMail ☐ Phone ☐ Fax ☐ In Person
Regarding:
Client Instructions:

17. Additional remarks:

18. **Cooler Information**

Cooler No	Temp °C	Condition	Seal Intact	Seal No	Seal Date	Signed By
1	1.3	Good	Yes			

Chain-of-Custody Record

Client: Western Refining
Mailing Address: 50 CR 4990
Bloomfield, NM 87413
Phone #: 505-632-4169
email or Fax#:
QA/QC Package: ☒ Standard ☐ Level 4 (Full Validation)
Accreditation: ☐ NELAP ☐ Other
☐ EDD (Type)

Turn-Around Time: ☒ Standard ☐ Rush
Project Name: Pipeline frac tank hydro water
Project #: PO# 12620973
Project Manager: Kelly Robinson
Sampler: Matt Krakow
On Ice: ☒ Yes ☐ No
Sample Temperature: 1.3

HALL ENVIRONMENTAL ANALYSIS LABORATORY

www.hallenvironmental.com
4901 Hawkins NE - Albuquerque, NM 87109
Tel. 505-345-3975 Fax 505-345-4107

Analysis Request

Date	Time	Matrix	Sample Request ID	Container Type and #	Preservative Type	HEAL No. 1706322	BTEX + MTBE + TMB's (8021)	BTEX + MTBE + TPH (Gas only)	TPH 8015B (GRO / DRO / MRO)	TPH (Method 418.1)	EDB (Method 504.1)	PAH's (8310 or 8270 SIMS)	RCRA 8 Metals	Anions (F,Cl,NO_3,NO_2,PO_4,SO_4)	8081 Pesticides / 8082 PCB's	8260B (VOA)	8270 (Semi-VOA)					Air Bubbles (Y or N)
6-5-17	1:05pm	H_2O	Hydro test water	5-VOAs	HCL	-001										X						
"	"	"	"	500ml poly	HNO_3	-001							X									

Date	Time	Relinquished by	Received by	Date	Time
6/6/17	1545		Christina Waters	6/6/17	1545
6/6/17	1544	Christina Waters		06/07/17	0730

Remarks: Hydro test water from frac tanks tested at Farmington old refinery

If necessary, samples submitted to Hall Environmental may be subcontracted to other accredited laboratories. This serves as notice of this possibility. Any sub-contracted data will be clearly notated on the analytical report.

Material Safety Data Sheet

N-SPEC 120 Cleaner

1. Product and company identification

Product name	: N-SPEC 120 Cleaner.
Supplier	: COASTAL CHEMICAL COMPANY, LLC 3520 VETERANS MEMORIAL DRIVE ABBEVILLE, LA 70510 800-535-3862 (M-F 8AM-5PM) 337-261-0796
Trade name	: N-SPEC 120
Material uses	: Industrial solvent. Cleaner, Degreaser. Pipeline cleaner.
Manufacturer	: Coastal Chemical Company, LLC 3520 Veterans Memorial Drive Abbeville, LA 70510
Validation date	: **3/25/2010.**
Print date	: 3/25/2010.
Responsible name	: **Scott Norton**
In case of emergency	: Call CHEMTREC (24 HOURS) 800-424-9300
Product type	: Liquid.

2. Hazards identification

Physical state	: Liquid.
Odor	: Citrus.
OSHA/HCS status	: This material is considered hazardous by the OSHA Hazard Communication Standard (29 CFR 1910.1200).
Emergency overview	: CAUTION! CAUSES SKIN, EYE, AND RESPIRATORY TRACT IRRITATION. INHALATION OF VAPOR OR MISTS IN HIGH CONCENTRATIONS CAN CAUSE CENTRAL NERVOUS SYSTEM EFFECTS. CONTAINS MATERIAL THAT CAUSES TARGET ORGAN DAMAGE. CONTENTS MAY DEVELOP PRESSURE ON PROLONGED EXPOSURE TO HEAT. As part of good industrial and personal hygiene and safety procedure, avoid all unnecessary exposure to the product and ensure prompt removal from eyes, skin, and clothing. Wash thoroughly after handling. Keep container closed when not in use. Avoid contact with eyes, skin and clothing. Do not breathe vapor or mist. Empty containers may contain residual product. Avoid contact of large amounts of spilled material and runoff with soil and surface waterways.
Routes of entry	: Eye contact. Ingestion. Inhalation. Skin contact. Skin absorption.
Potential acute health effects	
Inhalation	: Breathing large amounts in excess of recommended exposure limits can be harmful, causing nausea, irritation, dizziness, light-headedness, vomiting, fatigue, drowsiness, headache or unconsciousness depending on the conditions of exposure and the first aid action given.
Ingestion	: This product causes irritation, a burning sensation of the mouth and throat, and abdominal pain.
Skin	: May cause sensitization by skin contact. Causes skin irritation. May be absorbed through the skin.
Eyes	: Splashes to the eye may cause irritation, redness, burning sensation, and/or blurred vision.
Potential chronic health effects	
Chronic effects	: Contains material that may cause target organ damage, based on animal data.

2. Hazards identification

Carcinogenicity	: Refer to section 11 of this MSDS.
Mutagenicity	: No known significant effects or critical hazards.
Teratogenicity	: No known significant effects or critical hazards.
Developmental effects	: No known significant effects or critical hazards.
Fertility effects	: No known significant effects or critical hazards.
Target organs	: Contains material which may cause damage to the following organs: upper respiratory tract, eyes, central nervous system (CNS).
Over-exposure signs/symptoms	
Inhalation	: The following symptoms are associated with over-exposure to ingredient(s) in this product: Dizziness, drowsiness, weakness, fatigue, nausea, headache, unconsciousness, confusion, and narcosis (dazed or sluggish feeling).
Medical conditions aggravated by over-exposure	: Pre-existing disorders involving any target organs mentioned in this MSDS as being at risk may be aggravated by over-exposure to this product.

See toxicological information (section 11)

3. Composition/information on ingredients

Name	CAS number	%
Proprietary Blend of Surfactants, Detergents, and Solvents	Confidential	100
Propanol, 1(or 2)-(2-methoxymethylethoxy)-	34590-94-8	8 - 10
Ethanol	64-17-5	0.3

There are no additional ingredients present which, within the current knowledge of the supplier and in the concentrations applicable, are classified as hazardous to health or the environment and hence require reporting in this section.

4. First aid measures

Eye contact	: Check for and remove any contact lenses. Immediately flush eyes with plenty of water for at least 15 minutes, occasionally lifting the upper and lower eyelids. If irritation persists, repeat flushing. Obtain medical attention immediately.
Skin contact	: Start flushing while removing contaminated clothing. Wash affected areas thoroughly with soap and water. If irritation, redness, or a burning sensation develops and persists, repeat flushing. Obtain medical attention.
Inhalation	: Move victim to fresh air. Give artificial respiration ONLY if breathing has stopped. Give cardiopulmonary resuscitation (CPR) if there is no breathing AND no pulse. Obtain medical attention immediately.
Ingestion	: Do not attempt to give anything by mouth to an unconscious person. If victim is alert and not convulsing, rinse out mouth and give 1/2 to 1 glass of water to dilute material. IMMEDIATELY get medical attention. Vomiting should only be induced under the direction of a physician or poison control center. If spontaneous vomiting occurs, have victim lean forward with head down to avoid inhalation of vomitus, rinse mouth and administer more water. IMMEDIATELY transport victim to an emergency facility.
Protection of first-aiders	: No action shall be taken involving any personal risk or without suitable training. If it is suspected that fumes are still present, the rescuer should wear an appropriate mask or self-contained breathing apparatus. It may be dangerous to the person providing aid to give mouth-to-mouth resuscitation. Wash contaminated clothing thoroughly with water before removing it, or wear gloves.

4. First aid measures

Notes to physician	: In case of inhalation of decomposition products in a fire, symptoms may be delayed. The exposed person may need to be kept under medical surveillance for 48 hours. This product contains materials that may cause severe pneumonitis if aspirated. If ingestion has occurred less than 2 hours earlier, carry out careful gastric lavage. Use endotracheal cuff if available, to prevent aspiration. Observe patient for respiratory difficulty from aspiration pneumonitis. Give artificial resuscitation and appropriate chemotherapy if respiration is depressed.

5. Fire-fighting measures

Flammability of the product	: In a fire or if heated, a pressure increase will occur and the container may burst. Non-flammable. Water content of the product prevents ignition.
Extinguishing media	
Suitable	: Use an extinguishing agent suitable for the surrounding fire.
Not suitable	: None known.
Special exposure hazards	: Promptly isolate the scene by removing all persons from the vicinity of the incident if there is a fire. No action shall be taken involving any personal risk or without suitable training. Spilled material may cause floors and contact surfaces to become slippery.
Hazardous thermal decomposition products	: carbon dioxide carbon monoxide nitrogen oxides phosphorus oxides metal oxide/oxides sulfur oxides ammonia
Special protective equipment for fire-fighters	: Fire-fighters should wear appropriate protective equipment and self-contained breathing apparatus (SCBA) with a full face-piece operated in positive pressure mode.

6. Accidental release measures

Personal precautions	: No action shall be taken involving any personal risk or without suitable training. Evacuate surrounding areas. Keep unnecessary and unprotected personnel from entering. Do not touch or walk through spilled material. Avoid breathing vapor or mist. Provide adequate ventilation. Wear appropriate respirator when ventilation is inadequate. Put on appropriate personal protective equipment (see section 8).
Environmental precautions	: Avoid dispersal of spilled material and runoff and contact with soil, waterways, drains and sewers. Inform the relevant authorities if the product has caused environmental pollution (sewers, waterways, soil or air).
Methods for cleaning up	
Small spill	: Stop leak if without risk. Move containers from spill area. Dilute with water and mop up if water-soluble or absorb with an inert dry material and place in an appropriate waste disposal container. Dispose of via a licensed waste disposal contractor.
Large spill	: Stop leak if without risk. Move containers from spill area. Approach release from upwind. Prevent entry into sewers, water courses, basements or confined areas. Wash spillages into an effluent treatment plant or proceed as follows. Contain and collect spillage with non-combustible, absorbent material e.g. sand, earth, vermiculite or diatomaceous earth and place in container for disposal according to local regulations (see section 13). Dispose of via a licensed waste disposal contractor. Contaminated absorbent material may pose the same hazard as the spilled product. Note: see section 1 for emergency contact information and section 13 for waste disposal.

7. Handling and storage

Handling	: Put on appropriate personal protective equipment (see section 8). Eating, drinking and smoking should be prohibited in areas where this material is handled, stored and processed. Workers should wash hands and face before eating, drinking and smoking. Do not get in eyes or on skin or clothing. Do not breathe vapor or mist. Do not ingest. If during normal use the material presents a respiratory hazard, use only with adequate ventilation or wear appropriate respirator. Keep in the original container or an approved alternative made from a compatible material, kept tightly closed when not in use. Empty containers retain product residue and can be hazardous. Do not reuse container.
Storage	: Store in accordance with local regulations. Store in original container protected from direct sunlight in a dry, cool and well-ventilated area, away from incompatible materials (see section 10) and food and drink. Keep container tightly closed and sealed until ready for use. Containers that have been opened must be carefully resealed and kept upright to prevent leakage. Do not store in unlabeled containers. Use appropriate containment to avoid environmental contamination. Avoid freezing. Protect against physical damage to containers. Confirm the suitability of any container material before using.

8. Exposure controls/personal protection

Product name	Exposure limits
Propanol, 1(or 2)-(2-methoxymethylethoxy)-	**ACGIH TLV (United States, 1/2009). Skin** TWA: 100 ppm 8 hour(s). TWA: 606 mg/m³ 8 hour(s). STEL: 150 ppm 15 minute(s). STEL: 909 mg/m³ 15 minute(s). **OSHA PEL 1989 (United States, 3/1989). Skin** TWA: 100 ppm 8 hour(s). TWA: 600 mg/m³ 8 hour(s). STEL: 150 ppm 15 minute(s). STEL: 900 mg/m³ 15 minute(s). **NIOSH REL (United States, 6/2008). Skin** TWA: 100 ppm 10 hour(s). TWA: 600 mg/m³ 10 hour(s). STEL: 150 ppm 15 minute(s). STEL: 900 mg/m³ 15 minute(s). **OSHA PEL (United States, 11/2006). Skin** TWA: 100 ppm 8 hour(s). TWA: 600 mg/m³ 8 hour(s).
Ethanol	**ACGIH TLV (United States, 1/2009). Notes: 1996 Adoption Refers to Appendix A – Carcinogens.** STEL: 1000 ppm, 65534 times per shift, 15 minute(s). **NIOSH REL (United States, 6/2008).** TWA: 1900 mg/m³, 65534 times per shift, 10 hour(s). TWA: 1000 ppm, 65534 times per shift, 10 hour(s). **OSHA PEL (United States, 11/2006).** TWA: 1900 mg/m³, 65534 times per shift, 8 hour(s). TWA: 1000 ppm, 65534 times per shift, 8 hour(s). **OSHA PEL 1989 (United States, 3/1989).** TWA: 1900 mg/m³, 65534 times per shift, 8 hour(s). TWA: 1000 ppm, 65534 times per shift, 8 hour(s).

8 . Exposure controls/personal protection

Recommended monitoring procedures : If this product contains ingredients with exposure limits, personal, workplace atmosphere or biological monitoring may be required to determine the effectiveness of the ventilation or other control measures and/or the necessity to use respiratory protective equipment.

Engineering measures : If user operations generate dust, fumes, gas, vapor or mist, use process enclosure, local exhaust ventilation or other engineering controls to keep worker exposure to airborne contaminants below any recommended or statutory limits.

Hygiene measures : Wash hands, forearms and face thoroughly after handling chemical products, before eating, smoking and using the lavatory and at the end of the working period. Appropriate techniques should be used to remove potentially contaminated clothing. Wash contaminated clothing before reusing. Ensure that eyewash stations and safety showers are close to the workstation location.

Personal protection

Respiratory : No specific guidelines available. Use a properly fitted, air-purifying or air-fed respirator complying with an approved standard if a risk assessment indicates this is necessary. Respirator selection must be based on known or anticipated exposure levels, the hazards of the product and the safe working limits of the selected respirator. If ventilation is inadequate, use NIOSH certified respirator which will protect against organic vapors.

Hands : Wear chemical-resistant, impervious gloves complying with an approved standard when handling this product.

Eyes : Safety eyewear complying with an approved standard should be used when a risk assessment indicates this is necessary to avoid exposure to liquid splashes, mists, gases or dusts. Contact lenses should not be worn when working with this material.

Skin : Personal protective equipment for the body should be selected based on the task being performed and the risks involved and should be approved by a specialist before handling this product. Gloves and clothing made from butyl rubber, neoprene, or viton should be impervious under conditions of use. Prior to use, the user should confirm impermeability. Discard contaminated gloves.

Environmental exposure controls : Emissions from ventilation or work process equipment should be checked to ensure they comply with the requirements of environmental protection legislation. In some cases, fume scrubbers, filters or engineering modifications to the process equipment will be necessary to reduce emissions to acceptable levels.

9 . Physical and chemical properties

Physical state : Liquid.
Flash point : > 93 C (200 F).
Color : Blue. [Dark]
Odor : Citrus.
pH : 6 to 8 [Conc. (% w/w): 100%]
Boiling/condensation point : 100 to 140°C (212 to 284°F)
Melting/freezing point : -3°C (26.6°F)
Relative density : 0.97 - 0.98
Vapor pressure : 1.5 to 2.3 kPa (11.6 to 17.2 mm Hg)
Vapor density : 1.48 to 5.11 (Air = 1)
Dispersibility properties : Dispersible in the following materials: cold water and hot water.
Solubility : Dispersible in both water and hydrocarbons. The product is more soluble in water than in hydrocarbons.

10 . Stability and reactivity

Stability : The product is stable.
Hazardous polymerization : Under normal conditions of storage and use, hazardous polymerization will not occur.
Conditions to avoid : Avoid high temperatures.
Materials to avoid : Strong oxidizers. Strong acids. Strong bases. Copper and Copper alloys. Aluminum and aluminum alloys.
Hazardous decomposition products : Under normal conditions of storage and use, hazardous decomposition products should not be produced. Thermal decomposition products are toxic. Refer to section 5 of this MSDS.

11 . Toxicological information

Acute toxicity

Product/ingredient name	Result	Species	Dose	Exposure
Propanol, 1(or 2)-(2-methoxymethylethoxy)-	LD50 Dermal	Rabbit	10 mL/kg	-
	LD50 Oral	Rat	5.5 mL/kg	-
	LD50 Oral	Rat	5400 uL/kg	-
Ethanol	LD50 Intra-arterial	Rat	11 mg/kg	-
	LD50 Intraperitoneal	Rat	3600 ug/kg	-
	LD50 Intravenous	Rat	1440 mg/kg	-
	LD50 Oral	Rat	7060 mg/kg	-
	TDLo Oral	Rat	8000 mg/kg	-

Conclusion/Summary : The toxicological properties of the product have not been thoroughly investigated. Acute inhalation of vapors may affect the central nervous system.

Chronic toxicity

Conclusion/Summary : Chronic exposure can cause target organ damage. Refer to section 2 of this MSDS for a list of affected organs.

Irritation/Corrosion

Conclusion/Summary

Skin : Prolonged exposure may lead to drying of the skin and dermatitis.
Eyes : Expected to cause eye irritation.
Respiratory : Inhalation of vapors is irritating to the respiratory system.

Sensitizer

Conclusion/Summary

Skin : None reported for the product. Contains material that may cause skin sensitization or other allergic responses.

Carcinogenicity

Conclusion/Summary : This product contains 0.3% by weight of ethanol. ACGIH has identified ethanol as a proven animal carcinogen, with unknown relevance to humans, and accordingly classified it as a "Group A3" carcinogen. The IARC lists "Ethanol [64-17-5] in alcoholic beverages" as a proven human carcinogen. The IARC monograph containing this evaluation has not yet been published: IARC Vol. 96. To the best of our knowledge, this product contains no other known or suspected carcinogens currently identified by IARC, ACGIH, or NTP in concentrations greater than 0.1%. Some ingredients of this product may not have been investigated for carcinogenicity, and no information is currently available.

Classification

Product/ingredient name	ACGIH	IARC	EPA	NIOSH	NTP	OSHA
Ethanol	A3	1	-	-	-	-

Mutagenicity

11 . Toxicological information

Conclusion/Summary : No known significant effects or critical hazards.

Teratogenicity

Conclusion/Summary : No known significant effects or critical hazards.

Reproductive toxicity

Conclusion/Summary : No known significant effects or critical hazards.

12 . Ecological information

Environmental effects : May cause adverse effects in the environment. Do not contaminate domestic or irrigation water supplies, lakes, streams, ponds, or rivers. Can be dangerous if allowed to enter drinking water intakes. The product has an unaesthetic appearance and can be a nuisance.

Aquatic ecotoxicity

Conclusion/Summary : This product contains materials that are highly toxic to fish, aquatic invertebrates, and algae. Some ingredients of this product can bioaccumulate.

Biodegradability

Conclusion/Summary : Biodegradation test results for the finished product and several ingredients are not available. Some tested ingredients of this product met the OECD definition of "readily biodegradable" (60% biodegradation over 28 days after exposure to microorganisms). One ingredient (<5% by weight) did not meet this criteria and was determined to be "partially/moderately" biodegradable.

13 . Disposal considerations

Waste disposal : The generation of waste should be avoided or minimized wherever possible. Empty containers or liners may retain some product residues. This material and its container must be disposed of in a safe way. Dispose of surplus and non-recyclable products via a licensed waste disposal contractor. Disposal of this product, solutions and any by-products should at all times comply with the requirements of environmental protection and waste disposal legislation and any regional local authority requirements. Avoid dispersal of spilled material and runoff and contact with soil, waterways, drains and sewers.

Disposal should be in accordance with applicable regional, national and local laws and regulations.

Refer to Section 7: HANDLING AND STORAGE and Section 8: EXPOSURE CONTROLS/PERSONAL PROTECTION for additional handling information and protection of employees.

14 . Transport information

Regulatory information	UN number	Proper shipping name	Classes	PG*	Label	Additional information
DOT Classification	N/A	Not Regulated for Transport (DOT)	N/A	N/A		
TDG Classification	N/A	-Not Regulated for Transport.	-N/A	N/A		-
Mexico Classification	N/A	N/D	N/A	N/A		-
ADR/RID Class	N/D	N/D	N/D	N/A		-
IMDG Class	N/D	N/D	N/D	N/A		-
IATA-DGR Class	N/D	N/D	N/D	N/A		-

14 . Transport information

PG*: Packing group

15 . Regulatory information

HCS Classification : Target organ effects

U.S. Federal regulations : TSCA 4(a) final test rules: Propanol, 1(or 2) (2 methoxymethylethoxy)
TSCA 8(a) PAIR: Propanol, 1(or 2)-(2-methoxymethylethoxy)-; 3-butoxypropan-2-ol
United States inventory (TSCA 8b): All constituents of this product are included on the TSCA inventory.
TSCA 8(d) H and S data reporting: 3-butoxypropan-2-ol: 1994; 1-Propanol, 2-butoxy-: 1994
TSCA 12(b) one-time export: Propanol, 1(or 2)-(2-methoxymethylethoxy)-
SARA 302/304/311/312 extremely hazardous substances: No products were found.
SARA 302/304 emergency planning and notification: No products were found.
SARA 302/304/311/312 hazardous chemicals: Propanol, 1(or 2)-(2-methoxymethylethoxy)-
SARA 311/312 MSDS distribution - chemical inventory - hazard identification: Propanol, 1(or 2)-(2-methoxymethylethoxy)-; Fire hazard, Immediate (acute) health hazard
Clean Water Act (CWA) 307: No products were found.
Clean Water Act (CWA) 311: No products were found.
Clean Air Act (CAA) 112 accidental release prevention: 2-Propanamine
Clean Air Act (CAA) 112 regulated flammable substances: 2-Propanamine
Clean Air Act (CAA) 112 regulated toxic substances: No products were found.

United States inventory (TSCA 8b) : **United States inventory (TSCA 8b):** All constituents of this product are included on the TSCA inventory.

EU regulations

Risk phrases : This product is not classified according to EU legislation.

International regulations

Canada inventory : **Canada inventory:** All constituents of this product are included on the DSL.

16 . Other information

Label requirements : CAUSES SKIN, EYE, AND RESPIRATORY TRACT IRRITATION. INHALATION OF VAPOR OR MISTS IN HIGH CONCENTRATIONS CAN CAUSE CENTRAL NERVOUS SYSTEM EFFECTS. CONTAINS MATERIAL THAT CAUSES TARGET ORGAN DAMAGE. CONTENTS MAY DEVELOP PRESSURE ON PROLONGED EXPOSURE TO HEAT.

Hazardous Material Information System (U.S.A.) :

Caution: HMIS® ratings are based on a 0-4 rating scale, with 0 representing minimal hazards or risks, and 4 representing significant hazards or risks Although HMIS® ratings are not required on MSDSs under 29 CFR 1910.1200, the preparer may choose to provide them. HMIS® ratings are to be used with a fully implemented HMIS® program. HMIS® is a registered mark of the National Paint & Coatings Association (NPCA). HMIS® materials may be purchased exclusively from J. J. Keller (800) 327-6868.

The customer is responsible for determining the PPE code for this material.

EHS Received:1/6/2011

N-SPEC 120 Cleaner

16 . Other information

Date of issue	: 3/25/2010.
Date of previous issue	: 3/25/2010.
Version	: 16

▼ Indicates information that has changed from previously issued version.

Nothing to report

To the best of our knowledge, the information contained herein is accurate. However, neither the above-named supplier, nor any of its subsidiaries, assumes any liability whatsoever for the accuracy or completeness of the information contained herein.
Final determination of suitability of any material is the sole responsibility of the user. All materials may present unknown hazards and should be used with caution. Although certain hazards are described herein, we cannot guarantee that these are the only hazards that exist.

3/25/2010.

MSDS#:3975 11/11
Entered:1/6/2011

Do Not Take at pretty Lady

3/29/17

District I
1625 N. French Dr., Hobbs, NM 88240
District II
811 S. First St., Artesia, NM 88210
District III
1000 Rio Brazos Road, Aztec, NM 87410
District IV
1220 S. St. Francis Dr., Santa Fe, NM 87505

State of New Mexico
Energy Minerals and Natural Resources

Oil Conservation Division
1220 South St. Francis Dr.
Santa Fe, NM 87505

Form C-138
Revised August 1, 2011

*Surface Waste Management Facility Operator and Generator shall maintain and make this documentation available for Division inspection.

REQUEST FOR APPROVAL TO ACCEPT SOLID WASTE

1. **Generator Name and Address:**
Western Refining Southwest, Inc., 50 County Road 4990, Bloomfield, NM 87413

2. **Originating Site:**
Western Refining Southwest, Inc. 50 CR 4990 – NESE27, T29N, R11W, San Juan County, NM

3. **Location of Material (Street Address, City, State or ULSTR):**
Same as originating Site

4. **Source and Description of Waste:**
Treated non-hazardous water from the Bloomfield Terminal.

Estimated Volume: 14,000 bbls Known Volume (to be entered by the operator at the end of the haul) 34/260 yd³/bbls

5. **GENERATOR CERTIFICATION STATEMENT OF WASTE STATUS**

I, Matthew Krakow (PRINT & SIGN NAME) representative or authorized agent for Western Refining Southwest, Inc. (COMPANY NAME) do hereby certify that according to the Resource Conservation and Recovery Act (RCRA) and the US Environmental Protection Agency's July 1988 regulatory determination, the above described waste is: (Check the appropriate classification)

☐ RCRA Exempt: Oil field wastes generated from oil and gas exploration and production operations and are not mixed with non-exempt waste. *Operator Use Only: Waste Acceptance Frequency* ☐ *Monthly* ☐ *Weekly* ☐ *Per Load*

☒ ~~RCRA Non-Exempt~~: Oil field waste which is non-hazardous that does not exceed the minimum standards for waste hazardous by characteristics established in RCRA regulations, 40 CFR 261.21-261.24, or listed hazardous waste as defined in 40 CFR, part 261, subpart D, as amended. The following documentation is attached to demonstrate the above described waste is non-hazardous. (Check the appropriate items)

☐ MSDS Information ☒ RCRA Hazardous Waste Analysis ☐ Process Knowledge ☐ Other (Provide description in Item 4)

GENERATOR 19.15.36.15 WASTE TESTING CERTIFICATION STATEMENT FOR LANDFARMS

I, N/A, representative for N/A do hereby certify that representative samples of the oil field waste have been subjected to the paint filter test and tested for chloride content and that the samples have been found to conform to the specific requirements applicable to landfarms pursuant to Section 15 of 19.15.36 NMAC. The results of the representative samples are attached to demonstrate the above-described waste conform to the requirements of Section 15 of 19.15.36 NMAC.

5. **Transporter:**
D'Trix

OCD Permitted Surface Waste Management Facility

Name and Facility Permit #: Agua Moss, LLC Permit #: UICI-005 (Class I Non-Hazardous Well)

Address of Facility: 345 CR 350, San Juan County, Aztec, NM 87410
Method of Treatment and/or Disposal:

☐ Evaporation ☒ Injection ☐ Treating Plant ☐ Landfarm ☐ Landfill ☐ Other

Waste Acceptance Status: ☒ APPROVED ☐ DENIED (Must Be Maintained As Permanent Record)

PRINT NAME: George Higgins TITLE: Supervisor/Director DATE: 12/1/17

SIGNATURE: _____ TELEPHONE NO.: _____
Surface Waste Management Facility Authorized Agent

HALL ENVIRONMENTAL ANALYSIS LABORATORY

Hall Environmental Analysis Laboratory
4901 Hawkins NE
Albuquerque, NM 87109
TEL: 505-345-3975 FAX: 505-345-4107
Website: www.hallenvironmental.com

August 06, 2015

Kelly Robinson
Western Refining Southwest, Inc.
#50 CR 4990
Bloomfield, NM 87413
TEL: (505) 632-4166
FAX (505) 632-3911

RE: Injection Well 7-1-15 OrderNo.: 1507094

Dear Kelly Robinson:

Hall Environmental Analysis Laboratory received 1 sample(s) on 7/2/2015 for the analyses presented in the following report.

These were analyzed according to EPA procedures or equivalent. To access our accredited tests please go to www.hallenvironmental.com or the state specific web sites. In order to properly interpret your results it is imperative that you review this report in its entirety. See the sample checklist and/or the Chain of Custody for information regarding the sample receipt temperature and preservation. Data qualifiers or a narrative will be provided if the sample analysis or analytical quality control parameters require a flag. When necessary, data qualifers are provided on both the sample analysis report and the QC summary report, both sections should be reviewed. All samples are reported, as received, unless otherwise indicated. Lab measurement of analytes considered field parameters that require analysis within 15 minutes of sampling such as pH and residual chlorine are qualified as being analyzed outside of the recommended holding time.

Please don't hesitate to contact HEAL for any additional information or clarifications.

ADHS Cert #AZ0682 – NMED-DWB Cert #NM9425 – NMED-Micro Cert #NM0190

Sincerely,

Andy Freeman
Laboratory Manager
4901 Hawkins NE
Albuquerque, NM 87109

10215MK

HALL ENVIRONMENTAL ANALYSIS LABORATORY

Hall Environmental Analysis Laboratory
4901 Hawkins NE
Albuquerque, NM 87109
TEL: 505-345-3975 FAX: 505-345-4107
Website: www.hallenvironmental.com

August 06, 2015

Kelly Robinson
Western Refining Southwest, Inc.
#50 CR 4990
Bloomfield, NM 87413
TEL: (505) 632-4166
FAX (505) 632-3911

RE: Injection Well 7-1-15 OrderNo.: 1507094

Dear Kelly Robinson:

Hall Environmental Analysis Laboratory received 1 sample(s) on 7/2/2015 for the analyses presented in the following report.

These were analyzed according to EPA procedures or equivalent. To access our accredited tests please go to www.hallenvironmental.com or the state specific web sites. In order to properly interpret your results it is imperative that you review this report in its entirety. See the sample checklist and/or the Chain of Custody for information regarding the sample receipt temperature and preservation. Data qualifiers or a narrative will be provided if the sample analysis or analytical quality control parameters require a flag. When necessary, data qualifers are provided on both the sample analysis report and the QC summary report, both sections should be reviewed. All samples are reported, as received, unless otherwise indicated. Lab measurement of analytes considered field parameters that require analysis within 15 minutes of sampling such as pH and residual chlorine are qualified as being analyzed outside of the recommended holding time.

Please don't hesitate to contact HEAL for any additional information or clarifications.

ADHS Cert #AZ0682 – NMED-DWB Cert #NM9425 – NMED-Micro Cert #NM0190

Sincerely,

Andy Freeman
Laboratory Manager
4901 Hawkins NE
Albuquerque, NM 87109

Hall Environmental Analysis Laboratory, Inc.

CLIENT: Western Refining Southwest, Inc.
Project: Injection Well 7-1-15
Lab ID: 1507094-001 **Matrix:** AQUEOUS

Client Sample ID: Injection Well
Collection Date: 7/1/2015 9:00:00 AM
Received Date: 7/2/2015 7:00:00 AM

Analyses	Result	RL	Qual	Units	DF	Date Analyzed	Batch
EPA METHOD 300.0: ANIONS						Analyst:	LGT
Chloride	400	50		mg/L	100	7/2/2015 5:18:55 PM	R27295
Sulfate	65	5.0		mg/L	10	7/2/2015 5:06:31 PM	R27295
SM2510B: SPECIFIC CONDUCTANCE						Analyst:	JRR
Conductivity	2000	0.010		µmhos/cm	1	7/6/2015 11:31:17 AM	R27329
SM2320B: ALKALINITY						Analyst:	JRR
Bicarbonate (As CaCO3)	274.8	20.00		mg/L CaCO3	1	7/6/2015 11:31:17 AM	R27329
Carbonate (As CaCO3)	ND	2.000		mg/L CaCO3	1	7/6/2015 11:31:17 AM	R27329
Total Alkalinity (as CaCO3)	274.8	20.00		mg/L CaCO3	1	7/6/2015 11:31:17 AM	R27329
SM2540C MOD: TOTAL DISSOLVED SOLIDS						Analyst:	KS
Total Dissolved Solids	1220	40.0	*	mg/L	1	7/8/2015 6:00:00 PM	20129
SM4500-H+B: PH						Analyst:	JRR
pH	7.45	1.68	H	pH units	1	7/6/2015 11:31:17 AM	R27329
EPA METHOD 7470: MERCURY						Analyst:	JLF
Mercury	ND	0.0010		mg/L	5	7/10/2015 4:47:51 PM	20158
EPA 6010B: TOTAL RECOVERABLE METALS						Analyst:	MED
Arsenic	ND	0.020		mg/L	1	7/9/2015 10:51:23 AM	20102
Barium	0.27	0.020		mg/L	1	7/9/2015 10:51:23 AM	20102
Cadmium	ND	0.0020		mg/L	1	7/16/2015 12:13:28 PM	20102
Calcium	120	5.0		mg/L	5	7/9/2015 1:02:36 PM	20102
Chromium	ND	0.0060		mg/L	1	7/14/2015 3:52:05 PM	20102
Lead	ND	0.0050		mg/L	1	7/9/2015 10:51:23 AM	20102
Magnesium	28	1.0		mg/L	1	7/9/2015 10:51:23 AM	20102
Potassium	7.7	1.0		mg/L	1	7/9/2015 10:51:23 AM	20102
Selenium	ND	0.050		mg/L	1	7/16/2015 12:13:28 PM	20102
Silver	ND	0.0050		mg/L	1	7/16/2015 12:13:28 PM	20102
Sodium	280	5.0		mg/L	5	7/9/2015 1:02:36 PM	20102
EPA METHOD 8270C: SEMIVOLATILES						Analyst:	DAM
Acenaphthene	ND	10		µg/L	1	7/10/2015 1:30:30 PM	20095
Acenaphthylene	ND	10		µg/L	1	7/10/2015 1:30:30 PM	20095
Aniline	ND	10		µg/L	1	7/10/2015 1:30:30 PM	20095
Anthracene	ND	10		µg/L	1	7/10/2015 1:30:30 PM	20095
Azobenzene	ND	10		µg/L	1	7/10/2015 1:30:30 PM	20095
Benz(a)anthracene	ND	10		µg/L	1	7/10/2015 1:30:30 PM	20095
Benzo(a)pyrene	ND	10		µg/L	1	7/10/2015 1:30:30 PM	20095
Benzo(b)fluoranthene	ND	10		µg/L	1	7/10/2015 1:30:30 PM	20095
Benzo(g,h,i)perylene	ND	10		µg/L	1	7/10/2015 1:30:30 PM	20095

Refer to the QC Summary report and sample login checklist for flagged QC data and preservation information.

Qualifiers:
- * Value exceeds Maximum Contaminant Level.
- D Sample Diluted Due to Matrix
- H Holding times for preparation or analysis exceeded
- ND Not Detected at the Reporting Limit
- R RPD outside accepted recovery limits
- S % Recovery outside of range due to dilution or matrix
- B Analyte detected in the associated Method Blank
- E Value above quantitation range
- J Analyte detected below quantitation limits
- P Sample pH Not In Range
- RL Reporting Detection Limit

Hall Environmental Analysis Laboratory, Inc.

CLIENT: Western Refining Southwest, Inc.
Project: Injection Well 7-1-15
Lab ID: 1507094-001 **Matrix:** AQUEOUS

Client Sample ID: Injection Well
Collection Date: 7/1/2015 9:00:00 AM
Received Date: 7/2/2015 7:00:00 AM

Analyses	Result	RL	Qual	Units	DF	Date Analyzed	Batch
EPA METHOD 8270C: SEMIVOLATILES						Analyst:	DAM
Benzo(k)fluoranthene	ND	10		µg/L	1	7/10/2015 1:30:30 PM	20095
Benzoic acid	ND	20		µg/L	1	7/10/2015 1:30:30 PM	20095
Benzyl alcohol	ND	10		µg/L	1	7/10/2015 1:30:30 PM	20095
Bis(2-chloroethoxy)methane	ND	10		µg/L	1	7/10/2015 1:30:30 PM	20095
Bis(2-chloroethyl)ether	ND	10		µg/L	1	7/10/2015 1:30:30 PM	20095
Bis(2-chloroisopropyl)ether	ND	10		µg/L	1	7/10/2015 1:30:30 PM	20095
Bis(2-ethylhexyl)phthalate	ND	10		µg/L	1	7/10/2015 1:30:30 PM	20095
4-Bromophenyl phenyl ether	ND	10		µg/L	1	7/10/2015 1:30:30 PM	20095
Butyl benzyl phthalate	ND	10		µg/L	1	7/10/2015 1:30:30 PM	20095
Carbazole	ND	10		µg/L	1	7/10/2015 1:30:30 PM	20095
4-Chloro-3-methylphenol	ND	10		µg/L	1	7/10/2015 1:30:30 PM	20095
4-Chloroaniline	ND	10		µg/L	1	7/10/2015 1:30:30 PM	20095
2-Chloronaphthalene	ND	10		µg/L	1	7/10/2015 1:30:30 PM	20095
2-Chlorophenol	ND	10		µg/L	1	7/10/2015 1:30:30 PM	20095
4-Chlorophenyl phenyl ether	ND	10		µg/L	1	7/10/2015 1:30:30 PM	20095
Chrysene	ND	10		µg/L	1	7/10/2015 1:30:30 PM	20095
Di-n-butyl phthalate	ND	10		µg/L	1	7/10/2015 1:30:30 PM	20095
Di-n-octyl phthalate	ND	10		µg/L	1	7/10/2015 1:30:30 PM	20095
Dibenz(a,h)anthracene	ND	10		µg/L	1	7/10/2015 1:30:30 PM	20095
Dibenzofuran	ND	10		µg/L	1	7/10/2015 1:30:30 PM	20095
1,2-Dichlorobenzene	ND	10		µg/L	1	7/10/2015 1:30:30 PM	20095
1,3-Dichlorobenzene	ND	10		µg/L	1	7/10/2015 1:30:30 PM	20095
1,4-Dichlorobenzene	ND	10		µg/L	1	7/10/2015 1:30:30 PM	20095
3,3'-Dichlorobenzidine	ND	10		µg/L	1	7/10/2015 1:30:30 PM	20095
Diethyl phthalate	ND	10		µg/L	1	7/10/2015 1:30:30 PM	20095
Dimethyl phthalate	ND	10		µg/L	1	7/10/2015 1:30:30 PM	20095
2,4-Dichlorophenol	ND	20		µg/L	1	7/10/2015 1:30:30 PM	20095
2,4-Dimethylphenol	ND	10		µg/L	1	7/10/2015 1:30:30 PM	20095
4,6-Dinitro-2-methylphenol	ND	20		µg/L	1	7/10/2015 1:30:30 PM	20095
2,4-Dinitrophenol	ND	20		µg/L	1	7/10/2015 1:30:30 PM	20095
2,4-Dinitrotoluene	ND	10		µg/L	1	7/10/2015 1:30:30 PM	20095
2,6-Dinitrotoluene	ND	10		µg/L	1	7/10/2015 1:30:30 PM	20095
Fluoranthene	ND	10		µg/L	1	7/10/2015 1:30:30 PM	20095
Fluorene	ND	10		µg/L	1	7/10/2015 1:30:30 PM	20095
Hexachlorobenzene	ND	10		µg/L	1	7/10/2015 1:30:30 PM	20095
Hexachlorobutadiene	ND	10		µg/L	1	7/10/2015 1:30:30 PM	20095
Hexachlorocyclopentadiene	ND	10		µg/L	1	7/10/2015 1:30:30 PM	20095
Hexachloroethane	ND	10		µg/L	1	7/10/2015 1:30:30 PM	20095
Indeno(1,2,3-cd)pyrene	ND	10		µg/L	1	7/10/2015 1:30:30 PM	20095

Refer to the QC Summary report and sample login checklist for flagged QC data and preservation information.

Qualifiers:
- * Value exceeds Maximum Contaminant Level.
- D Sample Diluted Due to Matrix
- H Holding times for preparation or analysis exceeded
- ND Not Detected at the Reporting Limit
- R RPD outside accepted recovery limits
- S % Recovery outside of range due to dilution or matrix
- B Analyte detected in the associated Method Blank
- E Value above quantitation range
- J Analyte detected below quantitation limits
- P Sample pH Not In Range
- RL Reporting Detection Limit

Hall Environmental Analysis Laboratory, Inc.

CLIENT: Western Refining Southwest, Inc.
Project: Injection Well 7-1-15
Lab ID: 1507094-001 **Matrix:** AQUEOUS

Client Sample ID: Injection Well
Collection Date: 7/1/2015 9:00:00 AM
Received Date: 7/2/2015 7:00:00 AM

Analyses	Result	RL	Qual	Units	DF	Date Analyzed	Batch
EPA METHOD 8270C: SEMIVOLATILES						Analyst:	DAM
Isophorone	ND	10		µg/L	1	7/10/2015 1:30:30 PM	20095
1-Methylnaphthalene	ND	10		µg/L	1	7/10/2015 1:30:30 PM	20095
2-Methylnaphthalene	ND	10		µg/L	1	7/10/2015 1:30:30 PM	20095
2-Methylphenol	ND	10		µg/L	1	7/10/2015 1:30:30 PM	20095
3+4-Methylphenol	ND	10		µg/L	1	7/10/2015 1:30:30 PM	20095
N-Nitrosodi-n-propylamine	ND	10		µg/L	1	7/10/2015 1:30:30 PM	20095
N-Nitrosodimethylamine	ND	10		µg/L	1	7/10/2015 1:30:30 PM	20095
N-Nitrosodiphenylamine	ND	10		µg/L	1	7/10/2015 1:30:30 PM	20095
Naphthalene	ND	10		µg/L	1	7/10/2015 1:30:30 PM	20095
2-Nitroaniline	ND	10		µg/L	1	7/10/2015 1:30:30 PM	20095
3-Nitroaniline	ND	10		µg/L	1	7/10/2015 1:30:30 PM	20095
4-Nitroaniline	ND	10		µg/L	1	7/10/2015 1:30:30 PM	20095
Nitrobenzene	ND	10		µg/L	1	7/10/2015 1:30:30 PM	20095
2-Nitrophenol	ND	10		µg/L	1	7/10/2015 1:30:30 PM	20095
4-Nitrophenol	ND	10		µg/L	1	7/10/2015 1:30:30 PM	20095
Pentachlorophenol	ND	20		µg/L	1	7/10/2015 1:30:30 PM	20095
Phenanthrene	ND	10		µg/L	1	7/10/2015 1:30:30 PM	20095
Phenol	ND	10		µg/L	1	7/10/2015 1:30:30 PM	20095
Pyrene	ND	10		µg/L	1	7/10/2015 1:30:30 PM	20095
Pyridine	ND	10		µg/L	1	7/10/2015 1:30:30 PM	20095
1,2,4-Trichlorobenzene	ND	10		µg/L	1	7/10/2015 1:30:30 PM	20095
2,4,5-Trichlorophenol	ND	10		µg/L	1	7/10/2015 1:30:30 PM	20095
2,4,6-Trichlorophenol	ND	10		µg/L	1	7/10/2015 1:30:30 PM	20095
Surr: 2-Fluorophenol	66.2	14.9-111		%REC	1	7/10/2015 1:30:30 PM	20095
Surr: Phenol-d5	64.1	11.3-108		%REC	1	7/10/2015 1:30:30 PM	20095
Surr: 2,4,6-Tribromophenol	75.7	15.7-154		%REC	1	7/10/2015 1:30:30 PM	20095
Surr: Nitrobenzene-d5	84.6	47.8-109		%REC	1	7/10/2015 1:30:30 PM	20095
Surr: 2-Fluorobiphenyl	63.7	21.3-123		%REC	1	7/10/2015 1:30:30 PM	20095
Surr: 4-Terphenyl-d14	51.4	14.3-136		%REC	1	7/10/2015 1:30:30 PM	20095
EPA METHOD 8260B: VOLATILES						Analyst:	BCN
Benzene	ND	1.0		µg/L	1	7/9/2015 8:19:52 PM	R27397
Toluene	1.5	1.0		µg/L	1	7/9/2015 8:19:52 PM	R27397
Ethylbenzene	ND	1.0		µg/L	1	7/9/2015 8:19:52 PM	R27397
Methyl tert-butyl ether (MTBE)	ND	1.0		µg/L	1	7/9/2015 8:19:52 PM	R27397
1,2,4-Trimethylbenzene	ND	1.0		µg/L	1	7/9/2015 8:19:52 PM	R27397
1,3,5-Trimethylbenzene	ND	1.0		µg/L	1	7/9/2015 8:19:52 PM	R27397
1,2-Dichloroethane (EDC)	ND	1.0		µg/L	1	7/9/2015 8:19:52 PM	R27397
1,2-Dibromoethane (EDB)	ND	1.0		µg/L	1	7/9/2015 8:19:52 PM	R27397
Naphthalene	ND	2.0		µg/L	1	7/9/2015 8:19:52 PM	R27397

Refer to the QC Summary report and sample login checklist for flagged QC data and preservation information.

Qualifiers:
- * Value exceeds Maximum Contaminant Level.
- D Sample Diluted Due to Matrix
- H Holding times for preparation or analysis exceeded
- ND Not Detected at the Reporting Limit
- R RPD outside accepted recovery limits
- S % Recovery outside of range due to dilution or matrix
- B Analyte detected in the associated Method Blank
- E Value above quantitation range
- J Analyte detected below quantitation limits
- P Sample pH Not In Range
- RL Reporting Detection Limit

Hall Environmental Analysis Laboratory, Inc.

CLIENT: Western Refining Southwest, Inc.
Project: Injection Well 7-1-15
Lab ID: 1507094-001 **Matrix:** AQUEOUS

Client Sample ID: Injection Well
Collection Date: 7/1/2015 9:00:00 AM
Received Date: 7/2/2015 7:00:00 AM

Analyses	Result	RL	Qual	Units	DF	Date Analyzed	Batch
EPA METHOD 8260B: VOLATILES						Analyst:	BCN
1-Methylnaphthalene	ND	4.0		µg/L	1	7/9/2015 8:19:52 PM	R27397
2-Methylnaphthalene	ND	4.0		µg/L	1	7/9/2015 8:19:52 PM	R27397
Acetone	72	10		µg/L	1	7/9/2015 8:19:52 PM	R27397
Bromobenzene	ND	1.0		µg/L	1	7/9/2015 8:19:52 PM	R27397
Bromodichloromethane	ND	1.0		µg/L	1	7/9/2015 8:19:52 PM	R27397
Bromoform	ND	1.0		µg/L	1	7/9/2015 8:19:52 PM	R27397
Bromomethane	ND	3.0		µg/L	1	7/9/2015 8:19:52 PM	R27397
2-Butanone	11	10		µg/L	1	7/9/2015 8:19:52 PM	R27397
Carbon disulfide	ND	10		µg/L	1	7/9/2015 8:19:52 PM	R27397
Carbon Tetrachloride	ND	1.0		µg/L	1	7/9/2015 8:19:52 PM	R27397
Chlorobenzene	ND	1.0		µg/L	1	7/9/2015 8:19:52 PM	R27397
Chloroethane	ND	2.0		µg/L	1	7/9/2015 8:19:52 PM	R27397
Chloroform	ND	1.0		µg/L	1	7/9/2015 8:19:52 PM	R27397
Chloromethane	ND	3.0		µg/L	1	7/9/2015 8:19:52 PM	R27397
2-Chlorotoluene	ND	1.0		µg/L	1	7/9/2015 8:19:52 PM	R27397
4-Chlorotoluene	ND	1.0		µg/L	1	7/9/2015 8:19:52 PM	R27397
cis-1,2-DCE	ND	1.0		µg/L	1	7/9/2015 8:19:52 PM	R27397
cis-1,3-Dichloropropene	ND	1.0		µg/L	1	7/9/2015 8:19:52 PM	R27397
1,2-Dibromo-3-chloropropane	ND	2.0		µg/L	1	7/9/2015 8:19:52 PM	R27397
Dibromochloromethane	ND	1.0		µg/L	1	7/9/2015 8:19:52 PM	R27397
Dibromomethane	ND	1.0		µg/L	1	7/9/2015 8:19:52 PM	R27397
1,2-Dichlorobenzene	ND	1.0		µg/L	1	7/9/2015 8:19:52 PM	R27397
1,3-Dichlorobenzene	ND	1.0		µg/L	1	7/9/2015 8:19:52 PM	R27397
1,4-Dichlorobenzene	ND	1.0		µg/L	1	7/9/2015 8:19:52 PM	R27397
Dichlorodifluoromethane	ND	1.0		µg/L	1	7/9/2015 8:19:52 PM	R27397
1,1-Dichloroethane	ND	1.0		µg/L	1	7/9/2015 8:19:52 PM	R27397
1,1-Dichloroethene	ND	1.0		µg/L	1	7/9/2015 8:19:52 PM	R27397
1,2-Dichloropropane	ND	1.0		µg/L	1	7/9/2015 8:19:52 PM	R27397
1,3-Dichloropropane	ND	1.0		µg/L	1	7/9/2015 8:19:52 PM	R27397
2,2-Dichloropropane	ND	2.0		µg/L	1	7/9/2015 8:19:52 PM	R27397
1,1-Dichloropropene	ND	1.0		µg/L	1	7/9/2015 8:19:52 PM	R27397
Hexachlorobutadiene	ND	1.0		µg/L	1	7/9/2015 8:19:52 PM	R27397
2-Hexanone	ND	10		µg/L	1	7/9/2015 8:19:52 PM	R27397
Isopropylbenzene	ND	1.0		µg/L	1	7/9/2015 8:19:52 PM	R27397
4-Isopropyltoluene	ND	1.0		µg/L	1	7/9/2015 8:19:52 PM	R27397
4-Methyl-2-pentanone	ND	10		µg/L	1	7/9/2015 8:19:52 PM	R27397
Methylene Chloride	ND	3.0		µg/L	1	7/9/2015 8:19:52 PM	R27397
n-Butylbenzene	ND	3.0		µg/L	1	7/9/2015 8:19:52 PM	R27397
n-Propylbenzene	ND	1.0		µg/L	1	7/9/2015 8:19:52 PM	R27397

Refer to the QC Summary report and sample login checklist for flagged QC data and preservation information.

Qualifiers:
- * Value exceeds Maximum Contaminant Level.
- D Sample Diluted Due to Matrix
- H Holding times for preparation or analysis exceeded
- ND Not Detected at the Reporting Limit
- R RPD outside accepted recovery limits
- S % Recovery outside of range due to dilution or matrix
- B Analyte detected in the associated Method Blank
- E Value above quantitation range
- J Analyte detected below quantitation limits
- P Sample pH Not In Range
- RL Reporting Detection Limit

Hall Environmental Analysis Laboratory, Inc.

Analytical Report
Lab Order 1507094
Date Reported: 8/6/2015

CLIENT: Western Refining Southwest, Inc.
Project: Injection Well 7-1-15
Lab ID: 1507094-001
Matrix: AQUEOUS

Client Sample ID: Injection Well
Collection Date: 7/1/2015 9:00:00 AM
Received Date: 7/2/2015 7:00:00 AM

Analyses	Result	RL	Qual	Units	DF	Date Analyzed	Batch
EPA METHOD 8260B: VOLATILES							Analyst: BCN
sec-Butylbenzene	ND	1.0		µg/L	1	7/9/2015 8:19:52 PM	R27397
Styrene	ND	1.0		µg/L	1	7/9/2015 8:19:52 PM	R27397
tert-Butylbenzene	ND	1.0		µg/L	1	7/9/2015 8:19:52 PM	R27397
1,1,1,2-Tetrachloroethane	ND	1.0		µg/L	1	7/9/2015 8:19:52 PM	R27397
1,1,2,2-Tetrachloroethane	ND	2.0		µg/L	1	7/9/2015 8:19:52 PM	R27397
Tetrachloroethene (PCE)	ND	1.0		µg/L	1	7/9/2015 8:19:52 PM	R27397
trans-1,2-DCE	ND	1.0		µg/L	1	7/9/2015 8:19:52 PM	R27397
trans-1,3-Dichloropropene	ND	1.0		µg/L	1	7/9/2015 8:19:52 PM	R27397
1,2,3-Trichlorobenzene	ND	1.0		µg/L	1	7/9/2015 8:19:52 PM	R27397
1,2,4-Trichlorobenzene	ND	1.0		µg/L	1	7/9/2015 8:19:52 PM	R27397
1,1,1-Trichloroethane	ND	1.0		µg/L	1	7/9/2015 8:19:52 PM	R27397
1,1,2-Trichloroethane	ND	1.0		µg/L	1	7/9/2015 8:19:52 PM	R27397
Trichloroethene (TCE)	ND	1.0		µg/L	1	7/9/2015 8:19:52 PM	R27397
Trichlorofluoromethane	ND	1.0		µg/L	1	7/9/2015 8:19:52 PM	R27397
1,2,3-Trichloropropane	ND	2.0		µg/L	1	7/9/2015 8:19:52 PM	R27397
Vinyl chloride	ND	1.0		µg/L	1	7/9/2015 8:19:52 PM	R27397
Xylenes, Total	ND	1.5		µg/L	1	7/9/2015 8:19:52 PM	R27397
Surr: 1,2-Dichloroethane-d4	96.9	70-130		%REC	1	7/9/2015 8:19:52 PM	R27397
Surr: 4-Bromofluorobenzene	90.8	70-130		%REC	1	7/9/2015 8:19:52 PM	R27397
Surr: Dibromofluoromethane	103	70-130		%REC	1	7/9/2015 8:19:52 PM	R27397
Surr: Toluene-d8	95.5	70-130		%REC	1	7/9/2015 8:19:52 PM	R27397

Refer to the QC Summary report and sample login checklist for flagged QC data and preservation information.

Qualifiers:
- * Value exceeds Maximum Contaminant Level
- D Sample Diluted Due to Matrix
- H Holding times for preparation or analysis exceeded
- ND Not Detected at the Reporting Limit
- R RPD outside accepted recovery limits
- S % Recovery outside of range due to dilution or matrix
- B Analyte detected in the associated Method Blank
- E Value above quantitation range
- J Analyte detected below quantitation limits
- P Sample pH Not In Range
- RL Reporting Detection Limit

Anatek Labs, Inc.

1282 Alturas Drive • Moscow, ID 83843 • (208) 883-2839 • Fax (208) 882-9246 • email moscow@anatektabs.com
504 E Sprague Ste. D • Spokane WA 99202 • (509) 838-3999 • Fax (509) 838-4433 • email spokane@anatektabs.com

Client: HALL ENVIRONMENTAL ANALYSIS LAB
Address: 4901 HAWKINS NE SUITE D
ALBUQUERQUE, NM 87109
Attn: ANDY FREEMAN

Batch #: 150707035
Project Name: 1507094

Analytical Results Report

Sample Number 150707035-001 **Sampling Date** 7/1/2015 **Date/Time Received** 7/7/2015 11:00 AM
Client Sample ID 1507094-001E / INJECTION WELL **Sampling Time** 0.00 AM
Matrix Water **Sample Location**
Comments

Parameter	Result	Units	PQL	Analysis Date	Analyst	Method	Qualifier
Cyanide (reactive)	ND	mg/L	1	7/15/2015	CRW	SW846 CH7	
Flashpoint	>200	°F		7/16/2015	KPG	EPA 1010	
pH	7.38	pH Units		7/8/2015	KMC	SM 4500pH-B	
Reactive sulfide	ND	mg/L	1	7/15/2015	NSW	SW846 CH7	

Authorized Signature

John Coddington, Lab Manager

MCL EPA's Maximum Contaminant Level
ND Not Detected
PQL Practical Quantitation Limit

This report shall not be reproduced except in full, without the written approval of the laboratory.
The results reported relate only to the samples indicated.
Soil/solid results are reported on a dry-weight basis unless otherwise noted.

Certifications held by Anatek Labs ID: EPA ID00013; AZ 0731; CO ID00013; FL (NELAP) E87605; ID ID000013; MT CERT0028; NM ID00013; OR ID200001-002; WA C925
Certifications held by Anatek Labs WA: SPOKANE/FIRE STANDARD; WA C925; MT CERTIFIED; FLORIDA (NELAP) E87699

Anatek Labs, Inc.

1282 Alturas Drive • Moscow, ID 83843 • (208) 883-2839 • Fax (208) 882-9246 • email moscow@anatektabs.com
504 E Sprague Ste. D • Spokane WA 99202 • (509) 838-3999 • Fax (509) 838-4433 • email spokane@anatektabs.com

Client: HALL ENVIRONMENTAL ANALYSIS LAB
Address: 4901 HAWKINS NE SUITE D
ALBUQUERQUE, NM 87109
Attn: ANDY FREEMAN

Batch #: 150707035
Project Name: 1507094

Analytical Results Report
Quality Control Data

Lab Control Sample

Parameter	LCS Result	Units	LCS Spike	%Rec	AR %Rec	Prep Date	Analysis Date
Reactive sulfide	0.816	mg/L	0.907	90.0	70-130	7/15/2015	7/15/2015
Cyanide (reactive)	0.488	mg/L	0.5	97.2	50-120	7/15/2015	7/15/2015

Matrix Spike

Sample Number	Parameter	Sample Result	MS Result	Units	MS Spike	%Rec	AR %Rec	Prep Date	Analysis Date
150707035-001A	Reactive sulfide	ND	0.816	mg/L	0.907	90.0	70-130	7/15/2015	7/15/2015
150707035-001	Cyanide (reactive)	ND	0.462	mg/L	0.5	92.4	50-120	7/15/2015	7/15/2015

Matrix Spike Duplicate

Parameter	MSD Result	Units	MSD Spike	%Rec	%RPD	AR %RPD	Prep Date	Analysis Date
Cyanide (reactive)	0.454	mg/L	0.5	90.8	1.7	0-25	7/15/2015	7/15/2015

Method Blank

Parameter	Result	Units	PQL	Prep Date	Analysis Date
Cyanide (reactive)	ND	mg/L	1	7/15/2015	7/15/2015
Reactive sulfide	ND	mg/L	1	7/15/2015	7/15/2015

AR Acceptable Range
ND Not Detected
PQL Practical Quantitation Limit
RPD Relative Percentage Difference

Comments:

Certifications held by Anatek Labs ID: EPA ID00013; AZ 0731; CO ID00013; FL (NELAP) E87605; ID ID000013; MT CERT0028; NM ID00013; OR ID200001-002; WA C925
Certifications held by Anatek Labs WA: SPOKANE/FIRE STANDARD; WA C925; MT CERTIFIED; FLORIDA (NELAP) E87699

QC SUMMARY REPORT
Hall Environmental Analysis Laboratory, Inc.

WO#: 1507094
05-Aug-15

Client: Western Refining Southwest, Inc.
Project: Injection Well 7-1-15

Sample ID MB	SampType: MBLK	TestCode: EPA Method 300.0: Anions							
Client ID: PBW	Batch ID: R27255	RunNo: 27255							
Prep Date:	Analysis Date: 7/7/2015	SeqNo: 817819	Units: mg/L						
Analyte	Result	PQL	SPK value	SPK Ref Val	%REC	LowLimit	HighLimit	%RPD	RPDLimit	Qual
Chloride	ND	0.50								
Sulfate	ND	0.50								

Sample ID LCS	SampType: LCS	TestCode: EPA Method 300.0: Anions							
Client ID: LCSW	Batch ID: R27255	RunNo: 27255							
Prep Date:	Analysis Date: 7/7/2015	SeqNo: 817820	Units: mg/L						
Analyte	Result	PQL	SPK value	SPK Ref Val	%REC	LowLimit	HighLimit	%RPD	RPDLimit	Qual
Chloride	5.0	0.50	5.000	0	99.0	90	110			
Sulfate	10	0.50	10.00	0	103	90	110			

Qualifiers:
- * Value exceeds Maximum Contaminant Level.
- D Sample Diluted Due to Matrix
- H Holding times for preparation or analysis exceeded
- ND Not Detected at the Reporting Limit
- R RPD outside accepted recovery limits
- S % Recovery outside of range due to dilution or matrix
- B Analyte detected in the associated Method Blank
- E Value above quantitation range
- J Analyte detected below quantitation limits
- P Sample pH Not In Range
- RL Reporting Detection Limit

QC SUMMARY REPORT
Hall Environmental Analysis Laboratory, Inc.

WO#: 1507094
06-Aug-15

Client: Western Refining Southwest, Inc.
Project: Injection Well 7-1-15

Sample ID 100ng LCS | SampType: LCS | TestCode: EPA Method 8260B: VOLATILES
Client ID: LCSW | Batch ID: R27397 | RunNo: 27397
Prep Date: | Analysis Date: 7/9/2015 | SeqNo: 822125 | Units: µg/l

Analyte	Result	PQL	SPK value	SPK Ref Val	%REC	LowLimit	HighLimit	%RPD	RPDLimit	Qual
Benzene	18	1.0	20.00	0	90.9	70	130			
Toluene	17	1.0	20.00	0	87.2	70	130			
Chlorobenzene	17	1.0	20.00	0	85.5	70	130			
1,1-Dichloroethene	19	1.0	20.00	0	95.4	70	130			
Trichloroethene (TCE)	17	1.0	20.00	0	84.0	70	130			
Surr: 1,2-Dichloroethane-d4	9.3		10.00		93.4	70	130			
Surr: 4-Bromofluorobenzene	9.8		10.00		98.3	70	130			
Surr: Dibromofluoromethane	11		10.00		106	70	130			
Surr: Toluene-d8	10		10.00		100	70	130			

Sample ID rb1 | SampType: MBLK | TestCode: EPA Method 8260B: VOLATILES
Client ID: PBW | Batch ID: R27397 | RunNo: 27397
Prep Date: | Analysis Date: 7/9/2015 | SeqNo: 822418 | Units: µg/L

Analyte	Result	PQL	SPK value	SPK Ref Val	%REC	LowLimit	HighLimit	%RPD	RPDLimit	Qual
Benzene	ND	1.0								
Toluene	ND	1.0								
Ethylbenzene	ND	1.0								
Methyl tert-butyl ether (MTBE)	ND	1.0								
1,2,4-Trimethylbenzene	ND	1.0								
1,3,5-Trimethylbenzene	ND	1.0								
1,2-Dichloroethane (EDC)	ND	1.0								
1,2-Dibromoethane (EDB)	ND	1.0								
Naphthalene	ND	2.0								
1-Methylnaphthalene	ND	4.0								
2-Methylnaphthalene	ND	4.0								
Acetone	ND	10								
Bromobenzene	ND	1.0								
Bromodichloromethane	ND	1.0								
Bromoform	ND	1.0								
Bromomethane	ND	3.0								
2-Butanone	ND	10								
Carbon disulfide	ND	10								
Carbon Tetrachloride	ND	1.0								
Chlorobenzene	ND	1.0								
Chloroethane	ND	2.0								
Chloroform	ND	1.0								
Chloromethane	ND	3.0								
2-Chlorotoluene	ND	1.0								

Qualifiers:
- * Value exceeds Maximum Contaminant Level.
- D Sample Diluted Due to Matrix
- H Holding times for preparation or analysis exceeded
- ND Not Detected at the Reporting Limit
- R RPD outside accepted recovery limits
- S % Recovery outside of range due to dilution or matrix
- B Analyte detected in the associated Method Blank
- E Value above quantitation range
- J Analyte detected below quantitation limits
- P Sample pH Not In Range
- RL Reporting Detection Limit

QC SUMMARY REPORT
Hall Environmental Analysis Laboratory, Inc.

WO#: 1507094
06-Aug-15

Client: Western Refining Southwest, Inc.
Project: Injection Well 7-1-15

Sample ID rb1 | SampType: MBLK | TestCode: EPA Method 8260B: VOLATILES
Client ID: PBW | Batch ID: R27397 | RunNo: 27397
Prep Date: | Analysis Date: 7/9/2015 | SeqNo: 822418 | Units: µg/L

Analyte	Result	PQL	SPK value	SPK Ref Val	%REC	LowLimit	HighLimit	%RPD	RPDLimit	Qual
4-Chlorotoluene	ND	1.0								
cis-1,2-DCE	ND	1.0								
cis-1,3-Dichloropropene	ND	1.0								
1,2-Dibromo-3-chloropropane	ND	2.0								
Dibromochloromethane	ND	1.0								
Dibromomethane	ND	1.0								
1,2-Dichlorobenzene	ND	1.0								
1,3-Dichlorobenzene	ND	1.0								
1,4-Dichlorobenzene	ND	1.0								
Dichlorodifluoromethane	ND	1.0								
1,1-Dichloroethane	ND	1.0								
1,1-Dichloroethene	ND	1.0								
1,2-Dichloropropane	ND	1.0								
1,3-Dichloropropane	ND	1.0								
2,2-Dichloropropane	ND	2.0								
1,1-Dichloropropene	ND	1.0								
Hexachlorobutadiene	ND	1.0								
2-Hexanone	ND	10								
Isopropylbenzene	ND	1.0								
4-Isopropyltoluene	ND	1.0								
4-Methyl-2-pentanone	ND	10								
Methylene Chloride	ND	3.0								
n-Butylbenzene	ND	3.0								
n-Propylbenzene	ND	1.0								
sec-Butylbenzene	ND	1.0								
Styrene	ND	1.0								
tert-Butylbenzene	ND	1.0								
1,1,1,2-Tetrachloroethane	ND	1.0								
1,1,2,2-Tetrachloroethane	ND	2.0								
Tetrachloroethene (PCE)	ND	1.0								
trans-1,2-DCE	ND	1.0								
trans-1,3-Dichloropropene	ND	1.0								
1,2,3-Trichlorobenzene	ND	1.0								
1,2,4-Trichlorobenzene	ND	1.0								
1,1,1-Trichloroethane	ND	1.0								
1,1,2-Trichloroethane	ND	1.0								
Trichloroethene (TCE)	ND	1.0								
Trichlorofluoromethane	ND	1.0								
1,2,3-Trichloropropane	ND	2.0								

Qualifiers:
- * Value exceeds Maximum Contaminant Level.
- D Sample Diluted Due to Matrix
- H Holding times for preparation or analysis exceeded
- ND Not Detected at the Reporting Limit
- R RPD outside accepted recovery limits
- S % Recovery outside of range due to dilution or matrix
- B Analyte detected in the associated Method Blank
- E Value above quantitation range
- J Analyte detected below quantitation limits
- P Sample pH Not In Range
- RL Reporting Detection Limit

QC SUMMARY REPORT
Hall Environmental Analysis Laboratory, Inc.

WO#: 1507094
06-Aug-15

Client: Western Refining Southwest, Inc.
Project: Injection Well 7-1-15

Sample ID rb1 | SampType: MBLK | TestCode: EPA Method 8260B: VOLATILES
Client ID: PBW | Batch ID: R27397 | RunNo: 27397
Prep Date: | Analysis Date: 7/9/2015 | SeqNo: 822418 | Units: µg/L

Analyte	Result	PQL	SPK value	SPK Ref Val	%REC	LowLimit	HighLimit	%RPD	RPDLimit	Qual
Vinyl chloride	ND	1.0								
Xylenes, Total	ND	1.5								
Surr: 1,2-Dichloroethane-d4	10		10.00		102	70	130			
Surr: 4-Bromofluorobenzene	10		10.00		104	70	130			
Surr: Dibromofluoromethane	11		10.00		107	70	130			
Surr: Toluene-d8	9.9		10.00		98.7	70	130			

Qualifiers:
- * Value exceeds Maximum Contaminant Level.
- D Sample Diluted Due to Matrix
- H Holding times for preparation or analysis exceeded
- ND Not Detected at the Reporting Limit
- R RPD outside accepted recovery limits
- S % Recovery outside of range due to dilution or matrix
- B Analyte detected in the associated Method Blank
- E Value above quantitation range
- J Analyte detected below quantitation limits
- P Sample pH Not In Range
- RL Reporting Detection Limit

QC SUMMARY REPORT
Hall Environmental Analysis Laboratory, Inc.

WO#: 1507094
06-Aug-15

Client: Western Refining Southwest, Inc.
Project: Injection Well 7-1-15

Sample ID mb-20095 | SampType: MBLK | TestCode: EPA Method 8270C: Semivolatiles
Client ID: PBW | Batch ID: 20095 | RunNo: 27414
Prep Date: 7/8/2015 | Analysis Date: 7/10/2015 | SeqNo: 822568 | Units: µg/L

Analyte	Result	PQL	SPK value	SPK Ref Val	%REC	LowLimit	HighLimit	%RPD	RPDLimit	Qual
Acenaphthene	ND	10								
Acenaphthylene	ND	10								
Aniline	ND	10								
Anthracene	ND	10								
Azobenzene	ND	10								
Benz(a)anthracene	ND	10								
Benzo(a)pyrene	ND	10								
Benzo(b)fluoranthene	ND	10								
Benzo(g,h,i)perylene	ND	10								
Benzo(k)fluoranthene	ND	10								
Benzoic acid	ND	20								
Benzyl alcohol	ND	10								
Bis(2-chloroethoxy)methane	ND	10								
Bis(2-chloroethyl)ether	ND	10								
Bis(2-chloroisopropyl)ether	ND	10								
Bis(2-ethylhexyl)phthalate	ND	10								
4-Bromophenyl-phenylether	ND	10								
Butylbenzyl phthalate	ND	10								
Carbazole	ND	10								
4-Chloro-3-methylphenol	ND	10								
4-Chloroaniline	ND	10								
2-Chloronaphthalene	ND	10								
2-Chlorophenol	ND	10								
4-Chlorophenyl-phenylether	ND	10								
Chrysene	ND	10								
Di-n-butyl phthalate	ND	10								
Di-n-octyl phthalate	ND	10								
Dibenz(a,h)anthracene	ND	10								
Dibenzofuran	ND	10								
1,2-Dichlorobenzene	ND	10								
1,3-Dichlorobenzene	ND	10								
1,4-Dichlorobenzene	ND	10								
3,3'-Dichlorobenzidine	ND	10								
Diethyl phthalate	ND	10								
Dimethyl phthalate	ND	10								
2,4-Dichlorophenol	ND	20								
2,4-Dimethylphenol	ND	10								
4,6-Dinitro-2-methylphenol	ND	20								
2,4-Dinitrophenol	ND	20								

Qualifiers:
- * Value exceeds Maximum Contaminant Level.
- D Sample Diluted Due to Matrix
- H Holding times for preparation or analysis exceeded
- ND Not Detected at the Reporting Limit
- R RPD outside accepted recovery limits
- S % Recovery outside of range due to dilution or matrix
- B Analyte detected in the associated Method Blank
- E Value above quantitation range
- J Analyte detected below quantitation limits
- P Sample pH Not In Range
- RL Reporting Detection Limit

QC SUMMARY REPORT

Hall Environmental Analysis Laboratory, Inc.

WO#: 1507094
06-Aug-15

Client: Western Refining Southwest, Inc.
Project: Injection Well 7-1-15

Sample ID: mb-20095 SampType: MBLK TestCode: EPA Method 8270C: Semivolatiles
Client ID: PBW Batch ID: 20095 RunNo: 27414
Prep Date: 7/6/2015 Analysis Date: 7/10/2015 SeqNo: 822558 Units: µg/L

Analyte	Result	PQL	SPK value	SPK Ref Val	%REC	LowLimit	HighLimit	%RPD	RPDLimit	Qual
2,4-Dinitrotoluene	ND	10								
2,6-Dinitrotoluene	ND	10								
Fluoranthene	ND	10								
Fluorene	ND	10								
Hexachlorobenzene	ND	10								
Hexachlorobutadiene	ND	10								
Hexachlorocyclopentadiene	ND	10								
Hexachloroethane	ND	10								
Indeno(1,2,3-cd)pyrene	ND	10								
Isophorone	ND	10								
1-Methylnaphthalene	ND	10								
2-Methylnaphthalene	ND	10								
2-Methylphenol	ND	10								
3+4 Methylphenol	ND	10								
N-Nitrosodi-n-propylamine	ND	10								
N-Nitrosodimethylamine	ND	10								
N-Nitrosodiphenylamine	ND	10								
Naphthalene	ND	10								
2-Nitroaniline	ND	10								
3-Nitroaniline	ND	10								
4-Nitroaniline	ND	10								
Nitrobenzene	ND	10								
2-Nitrophenol	ND	10								
4-Nitrophenol	ND	10								
Pentachlorophenol	ND	20								
Phenanthrene	ND	10								
Phenol	ND	10								
Pyrene	ND	10								
Pyridine	ND	10								
1,2,4-Trichlorobenzene	ND	10								
2,4,5-Trichlorophenol	ND	10								
2,4,6-Trichlorophenol	ND	10								
Surr: 2-Fluorophenol	140		200.0		69.8	14.9	111			
Surr: Phenol-d5	150		200.0		74.2	11.3	108			
Surr: 2,4,6-Tribromophenol	150		200.0		75.2	15.7	154			
Surr: Nitrobenzene-d5	75		100.0		75.0	47.8	106			
Surr: 2-Fluorobiphenyl	76		100.0		75.9	21.3	123			
Surr: 4-Terphenyl-d14	52		100.0		52.2	14.3	135			

Qualifiers:
- * Value exceeds Maximum Contaminant Level.
- D Sample Diluted Due to Matrix
- H Holding times for preparation or analysis exceeded
- ND Not Detected at the Reporting Limit
- R RPD outside accepted recovery limits
- S % Recovery outside of range due to dilution or matrix
- B Analyte detected in the associated Method Blank
- E Value above quantitation range
- J Analyte detected below quantitation limits
- P Sample pH Not In Range
- RL Reporting Detection Limit

QC SUMMARY REPORT

Hall Environmental Analysis Laboratory, Inc.

WO#: 1507094
06-Aug-15

Client: Western Refining Southwest, Inc.
Project: Injection Well 7-1-15

Sample ID: lcs-20095 SampType: LCS TestCode: EPA Method 8270C: Semivolatiles
Client ID: LCSW Batch ID: 20095 RunNo: 27414
Prep Date: 7/6/2015 Analysis Date: 7/10/2015 SeqNo: 822559 Units: µg/L

Analyte	Result	PQL	SPK value	SPK Ref Val	%REC	LowLimit	HighLimit	%RPD	RPDLimit	Qual
Acenaphthene	51	10	100.0	0	51.2	47.8	99.7			
4-Chloro-3-methylphenol	110	10	200.0	0	55.2	58.1	103			S
2-Chlorophenol	79	10	200.0	0	39.7	46.6	98.8			S
1,4-Dichlorobenzene	34	10	100.0	0	33.8	40.4	89.4			S
2,4-Dinitrotoluene	42	10	100.0	0	41.8	38.5	91.3			
N-Nitrosodi-n-propylamine	51	10	100.0	0	51.1	53.9	95.8			S
4-Nitrophenol	53	10	200.0	0	26.3	26.4	108			
Pentachlorophenol	98	20	200.0	0	49.1	30.5	99.5			
Phenol	85	10	200.0	0	42.7	29.3	108			
Pyrene	56	10	100.0	0	56.2	45.7	100			
1,2,4-Trichlorobenzene	43	10	100.0	0	42.9	39.3	94.5			
Surr: 2-Fluorophenol	67		200.0		33.4	14.9	111			
Surr: Phenol-d5	86		200.0		43.0	11.3	108			
Surr: 2,4,6-Tribromophenol	120		200.0		62.3	15.7	154			
Surr: Nitrobenzene-d5	47		100.0		46.6	47.8	106			S
Surr: 2-Fluorobiphenyl	53		100.0		53.0	21.3	123			
Surr: 4-Terphenyl-d14	44		100.0		44.1	14.3	135			

Sample ID: lcsd-20095 SampType: LCSD TestCode: EPA Method 8270C: Semivolatiles
Client ID: LCSS02 Batch ID: 20095 RunNo: 27414
Prep Date: 7/6/2015 Analysis Date: 7/10/2015 SeqNo: 822560 Units: µg/L

Analyte	Result	PQL	SPK value	SPK Ref Val	%REC	LowLimit	HighLimit	%RPD	RPDLimit	Qual
Acenaphthene	76	10	100.0	0	75.1	47.8	99.7	39.1	28.2	R
4-Chloro-3-methylphenol	160	10	200.0	0	81.3	58.1	103	38.4	24.4	R
2-Chlorophenol	150	10	200.0	0	76.8	49.5	96.8	70.6	28.1	R
1,4-Dichlorobenzene	72	10	100.0	0	72.5	40.4	89.4	72.9	31.2	R
2,4-Dinitrotoluene	55	10	100.0	0	54.6	38.6	91.3	28.4	44.4	
N-Nitrosodi-n-propylamine	78	10	100.0	0	78.4	53.9	95.8	39.8	24.2	R
4-Nitrophenol	130	10	200.0	0	63.8	26.4	108	31.6	30.5	
Pentachlorophenol	150	20	200.0	0	86.8	30.5	99.5	29.1	29.8	
Phenol	160	10	200.0	0	77.8	29.3	108	58.2	30	R
Pyrene	69	10	100.0	0	69.3	45.7	100	20.6	31	
1,2,4-Trichlorobenzene	86	10	100.0	0	85.7	39.3	94.5	66.6	24	R
Surr: 2-Fluorophenol	140		200.0		70.8	14.9	111	0	0	
Surr: Phenol-d5	160		200.0		79.2	11.3	108	0	0	
Surr: 2,4,6-Tribromophenol	160		200.0		82.0	15.7	154	0	0	
Surr: Nitrobenzene-d5	80		100.0		79.5	47.8	106	0	0	
Surr: 2-Fluorobiphenyl	77		100.0		77.3	21.3	123	0	0	

Qualifiers:
- * Value exceeds Maximum Contaminant Level.
- D Sample Diluted Due to Matrix
- H Holding times for preparation or analysis exceeded
- ND Not Detected at the Reporting Limit
- R RPD outside accepted recovery limits
- S % Recovery outside of range due to dilution or matrix
- B Analyte detected in the associated Method Blank
- E Value above quantitation range
- J Analyte detected below quantitation limits
- P Sample pH Not In Range
- RL Reporting Detection Limit

QC SUMMARY REPORT

Hall Environmental Analysis Laboratory, Inc.

WO#: 1507094
06-Aug-15

Client: Western Refining Southwest, Inc.
Project: Injection Well 7-1-15

Sample ID: lcsd-20095 SampType: LCSD TestCode: EPA Method 8270C: Semivolatiles
Client ID: LCSS02 Batch ID: 20095 RunNo: 27414
Prep Date: 7/6/2015 Analysis Date: 7/10/2015 SeqNo: 822560 Units: µg/L

Analyte	Result	PQL	SPK value	SPK Ref Val	%REC	LowLimit	HighLimit	%RPD	RPDLimit	Qual
Surr: 4-Terphenyl-d14	51		100.0		51.2	14.3	135	0	0	

Sample ID: mb-20218 SampType: MBLK TestCode: EPA Method 8270C: Semivolatiles
Client ID: PBW Batch ID: 20218 RunNo: 27531
Prep Date: 7/13/2015 Analysis Date: 7/15/2015 SeqNo: 826536 Units: %REC

Analyte	Result	PQL	SPK value	SPK Ref Val	%REC	LowLimit	HighLimit	%RPD	RPDLimit	Qual
Surr: 2-Fluorophenol	90		200.0		45.0	14.9	111			
Surr: Phenol-d5	75		200.0		37.3	11.3	108			
Surr: 2,4,6-Tribromophenol	140		200.0		69.6	15.7	154			
Surr: Nitrobenzene-d5	64		100.0		64.4	47.8	106			
Surr: 2-Fluorobiphenyl	61		100.0		61.2	21.3	123			
Surr: 4-Terphenyl-d14	45		100.0		45.2	14.3	135			

Sample ID: lcs-20218 SampType: LCS TestCode: EPA Method 8270C: Semivolatiles
Client ID: LCSW Batch ID: 20218 RunNo: 27531
Prep Date: 7/13/2015 Analysis Date: 7/15/2015 SeqNo: 826537 Units: %REC

Analyte	Result	PQL	SPK value	SPK Ref Val	%REC	LowLimit	HighLimit	%RPD	RPDLimit	Qual
Surr: 2-Fluorophenol	110		200.0		53.4	14.9	111			
Surr: Phenol-d5	82		200.0		41.0	11.3	108			
Surr: 2,4,6-Tribromophenol	150		200.0		74.7	15.7	154			
Surr: Nitrobenzene-d5	74		100.0		74.2	47.8	106			
Surr: 2-Fluorobiphenyl	74		100.0		73.5	21.3	123			
Surr: 4-Terphenyl-d14	44		100.0		44.2	14.3	135			

Sample ID: lcsd-20218 SampType: LCSD TestCode: EPA Method 8270C: Semivolatiles
Client ID: LCSS02 Batch ID: 20218 RunNo: 27531
Prep Date: 7/13/2015 Analysis Date: 7/15/2015 SeqNo: 826538 Units: %REC

Analyte	Result	PQL	SPK value	SPK Ref Val	%REC	LowLimit	HighLimit	%RPD	RPDLimit	Qual
Surr: 2-Fluorophenol	100		200.0		52.2	14.9	111	0	0	
Surr: Phenol-d5	84		200.0		41.8	11.3	108	0	0	
Surr: 2,4,6-Tribromophenol	150		200.0		75.7	15.7	154	0	0	
Surr: Nitrobenzene-d5	76		100.0		76.0	47.8	106	0	0	
Surr: 2-Fluorobiphenyl	69		100.0		68.5	21.3	123	0	0	
Surr: 4-Terphenyl-d14	46		100.0		45.5	14.3	135	0	0	

Qualifiers:
- * Value exceeds Maximum Contaminant Level.
- D Sample Diluted Due to Matrix
- H Holding times for preparation or analysis exceeded
- ND Not Detected at the Reporting Limit
- R RPD outside accepted recovery limits
- S % Recovery outside of range due to dilution or matrix
- B Analyte detected in the associated Method Blank
- E Value above quantitation range
- J Analyte detected below quantitation limits
- P Sample pH Not In Range
- RL Reporting Detection Limit

QC SUMMARY REPORT

Hall Environmental Analysis Laboratory, Inc.

WO#: 1507094
06-Aug-15

Client: Western Refining Southwest, Inc.
Project: Injection Well 7-1-15

Sample ID: 1507094-001b dup SampType: DUP TestCode: SM2510B: Specific Conductance
Client ID: Injection Well Batch ID: R27329 RunNo: 27329
Prep Date: Analysis Date: 7/8/2015 SeqNo: 819171 Units: µmhos/cm

Analyte	Result	PQL	SPK value	SPK Ref Val	%REC	LowLimit	HighLimit	%RPD	RPDLimit	Qual
Conductivity	2000	0.010						0.0491	20	

Qualifiers:
- * Value exceeds Maximum Contaminant Level.
- D Sample Diluted Due to Matrix
- H Holding times for preparation or analysis exceeded
- ND Not Detected at the Reporting Limit
- R RPD outside accepted recovery limits
- S % Recovery outside of range due to dilution or matrix
- B Analyte detected in the associated Method Blank
- E Value above quantitation range
- J Analyte detected below quantitation limits
- P Sample pH Not In Range
- RL Reporting Detection Limit

QC SUMMARY REPORT
Hall Environmental Analysis Laboratory, Inc.

WO#: 1507094
08-Aug-15

Client: Western Refining Southwest, Inc.
Project: Injection Well 7-1-15

Sample ID MB-20158 SampType: MBLK TestCode: EPA Method 7470: Mercury
Client ID: PBW Batch ID: 20158 RunNo: 27365
Prep Date: 7/8/2015 Analysis Date: 7/8/2015 SeqNo: 820590 Units: mg/L

Analyte	Result	PQL	SPK value	SPK Ref Val	%REC	LowLimit	HighLimit	%RPD	RPDLimit	Qual
Mercury	ND	0.00020								

Sample ID LCS-20158 SampType: LCS TestCode: EPA Method 7470: Mercury
Client ID: LCSW Batch ID: 20158 RunNo: 27365
Prep Date: 7/8/2015 Analysis Date: 7/8/2015 SeqNo: 820591 Units: mg/L

Analyte	Result	PQL	SPK value	SPK Ref Val	%REC	LowLimit	HighLimit	%RPD	RPDLimit	Qual
Mercury	0.0051	0.00020	0.005000	0	102	80	120			

Sample ID 1507094-001DMS SampType: MS TestCode: EPA Method 7470: Mercury
Client ID: Injection Well Batch ID: 20158 RunNo: 27365
Prep Date: 7/8/2015 Analysis Date: 7/8/2015 SeqNo: 820635 Units: mg/L

Analyte	Result	PQL	SPK value	SPK Ref Val	%REC	LowLimit	HighLimit	%RPD	RPDLimit	Qual
Mercury	0.0059	0.0010	0.005000	0	118	75	125			

Sample ID 1507094-001DMSD SampType: MSD TestCode: EPA Method 7470: Mercury
Client ID: Injection Well Batch ID: 20158 RunNo: 27365
Prep Date: 7/8/2015 Analysis Date: 7/8/2015 SeqNo: 820636 Units: mg/L

Analyte	Result	PQL	SPK value	SPK Ref Val	%REC	LowLimit	HighLimit	%RPD	RPDLimit	Qual
Mercury	0.0058	0.0010	0.005000	0	116	75	125	1.62	20	

Qualifiers:
- * Value exceeds Maximum Contaminant Level.
- D Sample Diluted Due to Matrix
- H Holding times for preparation or analysis exceeded
- ND Not Detected at the Reporting Limit
- R RPD outside accepted recovery limits
- S % Recovery outside of range due to dilution or matrix
- B Analyte detected in the associated Method Blank
- E Value above quantitation range
- J Analyte detected below quantitation limits
- P Sample pH Not in Range
- RL Reporting Detection Limit

QC SUMMARY REPORT
Hall Environmental Analysis Laboratory, Inc.

WO#: 1507094
08-Aug-15

Client: Western Refining Southwest, Inc.
Project: Injection Well 7-1-15

Sample ID MB-20102 SampType: MBLK TestCode: EPA 6010B: Total Recoverable Metals
Client ID: PBW Batch ID: 20102 RunNo: 27378
Prep Date: 7/6/2015 Analysis Date: 7/6/2015 SeqNo: 821352 Units: mg/L

Analyte	Result	PQL	SPK value	SPK Ref Val	%REC	LowLimit	HighLimit	%RPD	RPDLimit	Qual
Arsenic	ND	0.020								
Barium	ND	0.020								
Calcium	ND	1.0								
Lead	ND	0.0050								
Magnesium	ND	1.0								
Potassium	ND	1.0								
Sodium	ND	1.0								

Sample ID LCS-20102 SampType: LCS TestCode: EPA 6010B: Total Recoverable Metals
Client ID: LCSW Batch ID: 20102 RunNo: 27378
Prep Date: 7/6/2015 Analysis Date: 7/6/2015 SeqNo: 821353 Units: mg/L

Analyte	Result	PQL	SPK value	SPK Ref Val	%REC	LowLimit	HighLimit	%RPD	RPDLimit	Qual
Arsenic	0.52	0.020	0.5000	0	103	80	120			
Barium	0.49	0.020	0.5000	0	98.5	80	120			
Calcium	51	1.0	50.00	0	102	80	120			
Lead	0.50	0.0050	0.5000	0	100	80	120			
Magnesium	50	1.0	50.00	0	101	80	120			
Potassium	49	1.0	50.00	0	99.0	80	120			
Sodium	49	1.0	50.00	0	98.9	80	120			

Sample ID MB-20102 SampType: MBLK TestCode: EPA 6010B: Total Recoverable Metals
Client ID: PBW Batch ID: 20102 RunNo: 27491
Prep Date: 7/6/2015 Analysis Date: 7/14/2015 SeqNo: 824974 Units: mg/L

Analyte	Result	PQL	SPK value	SPK Ref Val	%REC	LowLimit	HighLimit	%RPD	RPDLimit	Qual
Chromium	ND	0.0060								

Sample ID LCS-20102 SampType: LCS TestCode: EPA 6010B: Total Recoverable Metals
Client ID: LCSW Batch ID: 20102 RunNo: 27491
Prep Date: 7/6/2015 Analysis Date: 7/14/2015 SeqNo: 824975 Units: mg/L

Analyte	Result	PQL	SPK value	SPK Ref Val	%REC	LowLimit	HighLimit	%RPD	RPDLimit	Qual
Chromium	0.49	0.0060	0.5000	0	98.5	80	120			

Sample ID MB-20102 SampType: MBLK TestCode: EPA 6010B: Total Recoverable Metals
Client ID: PBW Batch ID: 20102 RunNo: 27540
Prep Date: 7/6/2015 Analysis Date: 7/16/2015 SeqNo: 826932 Units: mg/L

Analyte	Result	PQL	SPK value	SPK Ref Val	%REC	LowLimit	HighLimit	%RPD	RPDLimit	Qual

Qualifiers:
- * Value exceeds Maximum Contaminant Level
- D Sample Diluted Due to Matrix
- H Holding times for preparation or analysis exceeded
- ND Not Detected at the Reporting Limit
- R RPD outside accepted recovery limits
- S % Recovery outside of range due to dilution or matrix
- B Analyte detected in the associated Method Blank
- E Value above quantitation range
- J Analyte detected below quantitation limits
- P Sample pH Not in Range
- RL Reporting Detection Limit

QC SUMMARY REPORT
Hall Environmental Analysis Laboratory, Inc.

WO#: 1507094
08-Aug-15

Client: Western Refining Southwest, Inc.
Project: Injection Well 7-1-15

Sample ID MB-20102 SampType: MBLK TestCode: EPA 6010B: Total Recoverable Metals
Client ID: PBW Batch ID: 20102 RunNo: 27540
Prep Date: 7/6/2015 Analysis Date: 7/16/2015 SeqNo: 826932 Units: mg/L

Analyte	Result	PQL	SPK value	SPK Ref Val	%REC	LowLimit	HighLimit	%RPD	RPDLimit	Qual
Cadmium	ND	0.0020								
Selenium	ND	0.050								
Silver	ND	0.0050								

Sample ID LCS-20102 SampType: LCS TestCode: EPA 6010B: Total Recoverable Metals
Client ID: LCSW Batch ID: 20102 RunNo: 27540
Prep Date: 7/6/2015 Analysis Date: 7/16/2015 SeqNo: 826933 Units: mg/L

Analyte	Result	PQL	SPK value	SPK Ref Val	%REC	LowLimit	HighLimit	%RPD	RPDLimit	Qual
Cadmium	0.50	0.0020	0.5000	0	101	80	120			
Selenium	0.50	0.050	0.5000	0	99.7	80	120			
Silver	0.10	0.0050	0.1000	0	105	80	120			

Qualifiers:
- * Value exceeds Maximum Contaminant Level
- D Sample Diluted Due to Matrix
- H Holding times for preparation or analysis exceeded
- ND Not Detected at the Reporting Limit
- R RPD outside accepted recovery limits
- S % Recovery outside of range due to dilution or matrix
- B Analyte detected in the associated Method Blank
- E Value above quantitation range
- J Analyte detected below quantitation limits
- P Sample pH Not in Range
- RL Reporting Detection Limit

QC SUMMARY REPORT
Hall Environmental Analysis Laboratory, Inc.

WO#: 1507094
08-Aug-15

Client: Western Refining Southwest, Inc.
Project: Injection Well 7-1-15

Sample ID 1507094-001b dup SampType: DUP TestCode: SM4500-H+B: pH
Client ID: Injection Well Batch ID: R27329 RunNo: 27329
Prep Date: Analysis Date: 7/6/2015 SeqNo: 819354 Units: pH units

Analyte	Result	PQL	SPK value	SPK Ref Val	%REC	LowLimit	HighLimit	%RPD	RPDLimit	Qual
pH	7.46	1.68								H

Qualifiers:
- * Value exceeds Maximum Contaminant Level.
- D Sample Diluted Due to Matrix
- H Holding times for preparation or analysis exceeded
- ND Not Detected at the Reporting Limit
- R RPD outside accepted recovery limits
- S % Recovery outside of range due to dilution or matrix
- B Analyte detected in the associated Method Blank
- E Value above quantitation range
- J Analyte detected below quantitation limits
- P Sample pH Not in Range
- RL Reporting Detection Limit

QC SUMMARY REPORT
Hall Environmental Analysis Laboratory, Inc.

WO#: 1507094
06-Aug-15

Client: Western Refining Southwest, Inc.
Project: Injection Well 7-1-15

Sample ID mb-1	SampType: MBLK			TestCode: SM2320B: Alkalinity							
Client ID: PBW	Batch ID: R27329			RunNo: 27329							
Prep Date:	Analysis Date: 7/6/2015			SeqNo: 819125			Units: mg/L CaCO3				
Analyte	Result	PQL	SPK value	SPK Ref Val	%REC	LowLimit	HighLimit	%RPD	RPDLimit	Qual	
Total Alkalinity (as CaCO3)	ND	20.00									

Sample ID lcs-1	SampType: LCS			TestCode: SM2320B: Alkalinity							
Client ID: LCSW	Batch ID: R27329			RunNo: 27329							
Prep Date:	Analysis Date: 7/6/2015			SeqNo: 819129			Units: mg/L CaCO3				
Analyte	Result	PQL	SPK value	SPK Ref Val	%REC	LowLimit	HighLimit	%RPD	RPDLimit	Qual	
Total Alkalinity (as CaCO3)	79.30	20.00	80.00	0	99.0	90	110				

Sample ID mb-2	SampType: MBLK			TestCode: SM2320B: Alkalinity							
Client ID: PBW	Batch ID: R27329			RunNo: 27329							
Prep Date:	Analysis Date: 7/6/2015			SeqNo: 819152			Units: mg/L CaCO3				
Analyte	Result	PQL	SPK value	SPK Ref Val	%REC	LowLimit	HighLimit	%RPD	RPDLimit	Qual	
Total Alkalinity (as CaCO3)	ND	20.00									

Sample ID lcs-2	SampType: LCS			TestCode: SM2320B: Alkalinity							
Client ID: LCSW	Batch ID: R27329			RunNo: 27329							
Prep Date:	Analysis Date: 7/6/2015			SeqNo: 819153			Units: mg/L CaCO3				
Analyte	Result	PQL	SPK value	SPK Ref Val	%REC	LowLimit	HighLimit	%RPD	RPDLimit	Qual	
Total Alkalinity (as CaCO3)	79.44	20.00	80.00	0	99.3	90	110				

Qualifiers:
- * Value exceeds Maximum Contaminant Level.
- D Sample Diluted Due to Matrix
- H Holding times for preparation or analysis exceeded
- ND Not Detected at the Reporting Limit
- R RPD outside accepted recovery limits
- S % Recovery outside of range due to dilution or matrix
- B Analyte detected in the associated Method Blank
- E Value above quantitation range
- J Analyte detected below quantitation limits
- P Sample pH Not In Range
- RL Reporting Detection Limit

QC SUMMARY REPORT
Hall Environmental Analysis Laboratory, Inc.

WO#: 1507094
05-Aug-15

Client: Western Refining Southwest, Inc.
Project: Injection Well 7-1-15

Sample ID MB-20129	SampType: MBLK			TestCode: SM2540C MOD: Total Dissolved Solids							
Client ID: PBW	Batch ID: 20129			RunNo: 27360							
Prep Date: 7/7/2015	Analysis Date: 7/8/2015			SeqNo: 820297			Units: mg/L				
Analyte	Result	PQL	SPK value	SPK Ref Val	%REC	LowLimit	HighLimit	%RPD	RPDLimit	Qual	
Total Dissolved Solids	ND	20.0									

Sample ID LCS-20129	SampType: LCS			TestCode: SM2540C MOD: Total Dissolved Solids							
Client ID: LCSW	Batch ID: 20129			RunNo: 27360							
Prep Date: 7/7/2015	Analysis Date: 7/8/2015			SeqNo: 820298			Units: mg/L				
Analyte	Result	PQL	SPK value	SPK Ref Val	%REC	LowLimit	HighLimit	%RPD	RPDLimit	Qual	
Total Dissolved Solids	1010	20.0	1000	0	101	80	120				

Qualifiers:
- * Value exceeds Maximum Contaminant Level.
- D Sample Diluted Due to Matrix
- H Holding times for preparation or analysis exceeded
- ND Not Detected at the Reporting Limit
- R RPD outside accepted recovery limits
- S % Recovery outside of range due to dilution or matrix
- B Analyte detected in the associated Method Blank
- E Value above quantitation range
- J Analyte detected below quantitation limits
- P Sample pH Not In Range
- RL Reporting Detection Limit

HALL ENVIRONMENTAL ANALYSIS LABORATORY

4901 Hawkins NE
Albuquerque, NM 87109
TEL: 505-345-3975 FAX: 505-345-4107
Website: www.hallenvironmental.com

Sample Log-In Check List

Client Name: Western Refining Southw Work Order Number: 1507094 RcptNo: 1

Received by/date: AT 07/02/15
Logged By: Anne Thorne 7/2/2015 7:00:00 AM
Completed By: Anne Thorne 7/2/2015
Reviewed By: CS 07/02/15

Chain of Custody

1. Custody seals intact on sample bottles? Yes ☐ No ☐ Not Present ☑
2. Is Chain of Custody complete? Yes ☑ No ☐ Not Present ☐
3. How was the sample delivered? Courier

Log In

4. Was an attempt made to cool the samples? Yes ☑ No ☐ NA ☐
5. Were all samples received at a temperature of >0° C to 6.0°C Yes ☑ No ☐ NA ☐
6. Sample(s) in proper container(s)? Yes ☑ No ☐
7. Sufficient sample volume for indicated test(s)? Yes ☑ No ☐
8. Are samples (except VOA and ONG) properly preserved? Yes ☑ No ☐
9. Was preservative added to bottles? Yes ☐ No ☑ NA ☐
10. VOA vials have zero headspace? Yes ☐ No ☐ No VOA Vials ☑
11. Were any sample containers received broken? Yes ☐ No ☑
12. Does paperwork match bottle labels? (Note discrepancies on chain of custody) Yes ☑ No ☐
13. Are matrices correctly identified on Chain of Custody? Yes ☑ No ☐
14. Is it clear what analyses were requested? Yes ☑ No ☐
15. Were all holding times able to be met? (If no, notify customer for authorization.) Yes ☑ No ☐

# of preserved bottles checked for pH: 2 2 (<2 or >12 unless noted)
Adjusted? —
Checked by: JM

Special Handling (if applicable)

16. Was client notified of all discrepancies with this order? Yes ☐ No ☐ NA ☑

Person Notified: Date
By Whom: Via: ☐ eMail ☐ Phone ☐ Fax ☐ In Person
Regarding:
Client instructions:

17. Additional remarks:
18. Cooler Information

Cooler No	Temp °C	Condition	Seal Intact	Seal No	Seal Date	Signed By
1	1.0	Good	Yes			

HALL ENVIRONMENTAL ANALYSIS LABORATORY
www.hallenvironmental.com
4901 Hawkins NE - Albuquerque, NM 87109
Tel. 505-345-3975 Fax 505-345-4107

Chain-of-Custody Record

Client: Western Refining
Mailing Address: 50 CR 4990 Bloomfield NM 87413
Phone #: 505-632-4135
email or Fax#:
QA/QC Package: ☐ Level 4 (Full Validation)
☒ Standard ☐ Other
Accreditation: ☐ NELAP ☐ EDD (Type)

Turnaround Time: ☒ Standard ☐ Rush
Project Name: Injection Well 7-1-15
Project #: P.O. #46109239
Project Manager: Bob
Sampler: Bob

Date	Time	Matrix	Sample Request ID	Container Type and #	Preservative Type	BTEX + MTBE + TMB's (8021)	BTEX + MTBE + TPH (Gas only)	TPH 8015B (GRO / DRO / MRO)	TPH (Method 418.1) TDS	EDB (Method 504.1) Gasoline	PAH's (8310 or 8270 SIMS)	RCRA 8 Metals Ca, Mg, Na, K	Anions (F,Cl,NO2,NO3,PO4,SO4)	8081 Pesticides / 8082 PCB's	8260B (VOA)	8270 (Semi-VOA)	Hydrogeology	Percentage Carbonate	Fe, PH Solubility Cl	Solids	Air Bubbles (Y or N)
7-1-15	9:20	H2O	Injection well	5-VOA	HCl										X						
				1-liter	Coolers				X							X					
				1-500ml													X				
				1-500ml						X											
				1-125ml	H2SO4													X			
				1-500ml	HNO3							X									
				1-500ml	NaOH														X		
				1-500ml	2% acetate															X	

Remarks:

Date: 7-1-15 Time: 12:15 Relinquished by: Cindy Walker
Date: 7-1-15 Time: 1300 Received by: Cindy Walker
Date: 7/1/15 Time: 1215 Received by: Cindy Walker
Date: 07/02/15 Time: 07:00 Received by: Anne Thorne

NON-HAZARDOUS WASTE MANIFEST

Please print or type. (Form designed for use on elite (12 pitch) typewriter)

NON-HAZARDOUS WASTE MANIFEST

1. Generator's US EPA ID No.: NMD084416416

Manifest Document No.: BLM -

2. Page 1 of 1

3. Generator's Name and Mailing Address:
WESTERN REFINING SOUTHWEST, INC.
50 CR 4990
BLOOMFIELD, NM 87413

4. Generator's Phone: (888) 658 - 8066

5. Transporter 1 Company Name | 6. US EPA ID Number

A. State Transporter's ID

B. Transporter 1 Phone

7. Transporter 2 Company Name | 8. US EPA ID Number

C. State Transporter's ID

D. Transporter 2 Phone

9. Designated Facility Name and Site Address:
AGUA MOSS CLASS I WELL
#345 CR 550
FARMINGTON, NM 87401

10. US EPA ID Number

E. State Facility's ID

F. Facility's Phone: (505) 334 - 6186

11. WASTE DESCRIPTION

12. Containers: No. | Type | Total Quantity | Unit WT/Vol

a. NON-HAZARDOUS, NON-D.O.T REGULATED LIQUID (TREATED WATER) - NON-EXEMPT WATER | 1 | TRUCK | | BBL

b.

c.

d.

13. Additional Descriptions for Materials Listed Above

14. Handling Codes for Wastes Listed Above

15. Special Handling Instructions and Additional Information

16. GENERATOR'S CERTIFICATION: I hereby verify that the contents of this shipment are fully and accurately described and are in all respects in proper condition for transport. The materials described on this manifest are not subject to federal hazardous waste regulations.

GENERATOR

Printed/Typed Name | Signature | Month Day Year

17. Transporter 1 Acknowledgement of Receipt of Materials

Printed/Typed Name | Signature | Month Day Year

TRANSPORTER

18. Transporter 2 Acknowledgement of Receipt of Materials

Printed/Typed Name | Signature | Month Day Year

19. Discrepancy Indication Space

FACILITY

20. Facility Owner or Operator: Certification of receipt of the waste materials covered by this manifest, except as noted in Item 19.

Printed/Typed Name | Signature | Month Day Year

NON-HAZARDOUS WASTE

CF1a © 2002 LABELMASTER® (800) 621-5808 www.labelmaster.com

Transportation Tracker for Treated Water Shipments

Manifest No.	Transporter	Quantity (bbls)	Date Shipped	Time Shipped
BLM - 1	D-Trix	140	10-26-15	9:10 AM
BLM - 2	D-Trix	130	10-26-15	9:50
BLM - 3	D-Trix	140	10-26-15	11:20
BLM - 4	D-Trix	130	10-26-15	11:45
BLM - 5	D-Trix	120	10-26-15	1:17 PM
BLM - 6	D-Trix	140	10-26-15	1:50
BLM - 7	D-Trix	130	10-26-15	2:57
BLM - 8	D-Trix	140	10-26-15	3:55
BLM - 9	D-Trix	130	10-26-15	4:21 PM
BLM - 10	D-Trix	130	10-27-15	6:30 AM
BLM - 11	D-Trix	140	10-27-15	7:00 AM
BLM - 12	D-Trix	130	10-27-15	8:35 AM
BLM - 13	D-Trix	140	10-27-15	9:13 AM
BLM - 14	D-Trix	130	10-27-15	10:25 AM
BLM - 15	D-Trix	140	10-27-15	11:00 AM
BLM - 16	D-Trix	150	10-27-15	12:15 PM
BLM - 17	D-Trix	140	10-27-15	12:50 PM
BLM - 18	D-Trix	130	10-27-15	2:00 PM
BLM - 19	D-Trix	140	10-27-15	2:30 PM
BLM - 20	D-Trix	130	10-27-15	3:45 PM
BLM - 21	D-Trix	130	10-28-15	6:40 AM
BLM - 22	D-Trix	140	10-28-15	9:15
BLM - 23	D-Trix	130	10-28-15	8:30 AM
BLM - 24	D-Trix	140	10-28-15	9:15
BLM - 25	D-Trix	130	10-28-15	8:10:20 AM
BLM - 26	D-Trix	140	10-28-15	11:00 AM
BLM - 27	D-Trix	130	10-28-15	12:05 PM
BLM - 28	D-Trix	140	10-28-15	12:55 AM
BLM - 29	D-Trix	130	10-28-15	2:00 PM
BLM - 30	D-Trix	140	10-28-15	3:00 PM
BLM - 31	D-Trix	130	10-28-15	3:55 PM
BLM - 32	D-Trix	140	10-28-15	
BLM - 33	D-Trix	130	10-29-15	6:40 AM
BLM - 34	D-Trix	140	10-29-15	9:35 AM

Return Completed Sheet to HSER

Treated Water Shipment Tracker to Agua Moss Class I Well

Manifest No.	Transporter	Quantity (bbl)	Date	Time
BLM-35	D-Trix	130	10-29-15	8:55
BLM-36	D-Trix	140	10-29-15	9:40
BLM-37	D-Trix	130	10-29-15	11:20
BLM-38	D-Trix	140	10-29-15	11:30
BLM-39	D-Trix	130	10-29-15	12:05
BLM-40	D-Trix	140	10-29-15	1:30
BLM-41	D-Trix	130	10-29-15	2:05
BLM-42	D-Trix	140	10-29-15	3:15
BLM-43	D-Trix	130	10-29-15	4:10
BLM-44	D-Trix	130	10-30-15	6:20
BLM-45	D-Trix	140	10-30-15	6:55
BLM-46	D-Trix	130	10-30-15	8:20
BLM-47	D-Trix	140	10-30-15	8:55
BLM-48	D-Trix	130	10-30-15	10:00
BLM-49	D-Trix	140	10-30-15	10:50
BLM-50	D-Trix	130	10-30-15	11:35
BLM-51	D-Trix	140	10-30-15	12:45
BLM-52	D-Trix	130	10-30-15	1:20
BLM-53	D-Trix	140	10-30-15	2:30
BLM-54	D-Trix	130	10-30-15	3:15
BLM-55	D-Trix	130	10-31-15	6:25
BLM-56	D-Trix	140	10-31-15	7:00
BLM-57	D-Trix	130	10-31-15	7:25
BLM-58	D-Trix	140	10-31-15	10:50
BLM-59	D-Trix	130	10-31-15	11:55
BLM-60	D-Trix	140	10-31-15	12:45
BLM-61	D-Trix	130	10-31-15	1:15
BLM-62	D-Trix	140	10-31-15	2:30
BLM-63	D-Trix	130	10-31-15	3:10
BLM-64	D-Trix	130	~~11-2-15~~	6:50 AM
BLM-65	D-Trix	140	11-2-15	7:50
BLM-66	D-Trix	130	11-2-15	8:40
BLM-67	D-Trix	140	11-2-15	9:40
BLM-68	D-Trix	130	11-2-15	10:20
BLM-69	D-Trix	140	11-2-15	11:25
BLM-70	D-Trix	130	11-2-15	12:00

Treated Water Shipment Tracker to Agua Moss Class I Well

Manifest No.	Transporter	Quantity (bbl)	Date	Time
BLM-71	D-Trix	140	11-2-15	1:20
BLM-72	D-Trix	130	11-2-15	2:50
BLM-73	D-Trix	140	11-2-15	3:00
BLM-74	D-Trix	130	11-2-15	3:40
BLM-75	D-Trix	120	11-3-15	6:43
BLM-76	D-Trix	140	11-3-15	7:15
BLM-77	D-Trix	120	11-3-15	8:13
BLM-78	D-Trix	140	11-3-15	8:55
BLM-79	D-Trix	120	11-3-15	9:41
BLM-80	D-Trix	140	11-3-15	10:45
BLM-81	D-Trix	120	11-3-15	11:13
BLM-82	D-Trix	140	11-3-15	12:35
BLM-83	D-Trix	120	11-3-15	1:00
BLM-84	D-Trix	130	11-4-15	7:10 AM
BLM-85	D-Trix	140	11-4-15	8:05
BLM-86	D-Trix	130	11-4-15	9:00
BLM-87	D-Trix	140	11-4-15	10:00
BLM-88	D-Trix	130	11-4-15	10:40
BLM-89	D-Trix	140	11-4-15	11:55
BLM-90	D-Trix	130	11-4-15	12:30
BLM-91	D-Trix	140	11-4-15	1:50
BLM-92	D-Trix	130	11-4-15	2:20
BLM-93	D-Trix	140	11-4-15	3:40
BLM-94	D-Trix	130	11-4-15	4:10
BLM-95	D-Trix	130	11-5-15	6:30
BLM-96	D-Trix	130	11-5-15	8:20
BLM-97	D-Trix	140	11-5-15	8:55
BLM-98	D-Trix	130	11-5-15	10:10
BLM-99	D-Trix	140	11-5-15	11:35
BLM-100	D-Trix	130	11-5-15	12:35
BLM 101	D-Trix	140	11-5-15	1:30
BLM-102	D-Trix	130	11-5-15	2:20

Treated Water Shippment Tracker to Agua Moss Class I Well

Manifest No.	Transporter	Quantity (bbl)	Date	Time
BLM-103	D-Trix	120	11-10-15	8:14
BLM-104	D-Trix	140	11-10-15	9:25
BLM-105	D-Trix	120	11-10-15	9:59
BLM-106	D-Trix	140	11-10-15	11:15
BLM-107	D-Trix	120	11-10-15	11:47
BLM-108	D-Trix	140	11-10-15	1:00
BLM-109	D-Trix	120	11-10-15	1:36
BLM-110	D-Trix	140	11-10-15	3:00
BLM-111	D-Trix	120	11-10-15	3:30
BLM-112	D-Trix	120	11-11-15	6:38
BLM-113	D-Trix	140	11-11-15	7:25
BLM-114	D-Trix	120	11-11-15	8:10
BLM-115	D-Trix	130	11-11-15	8:35
BLM-116	D-Trix	140	11-11-15	9:25
BLM-117	D-Trix	120	11-11-15	9:55
BLM-118	D-Trix	130	11-11-15	10:25
BLM-119	D-Trix	140	11-11-15	11:20
BLM-120	D-Trix	120	11-11-15	11:45
BLM-121	D-Trix	130	11-11-15	12:10
BLM-122	D-Trix	140	11-11-15	1:10
BLM-123	D-Trix	130	11-11-15	1:58
BLM-124	D-Trix	140	11-11-15	3:25
BLM-125	D-Trix	130	11-11-15	4:00
BLM-126	D-Trix	120	11-12-15	6:38
BLM-127	D-Trix	140	11-12-15	7:10
BLM-128	D-Trix	120	11-12-15	8:15
BLM-129	D-Trix	140	11-12-15	9:05
BLM-130	D-Trix	120	11-12-15	9:47
BLM-131	D-Trix	140	11-12-15	10:50
BLM-132	D-Trix	120	11-12-15	11:43
BLM-133	D-Trix	130	11-12-15	12:40
BLM-134	D-Trix	140	11-12-15	1:25

Treated Water Shipment Tracker to Agua Moss Class 1 Well

Manifest NO.	Transporter	Quantity (bbl)	Date	Time
BLM-103	D-Trix	140	11-5-15	3:35
BLM-104	D-Trix	130	11-5-15	4:15
BLM-105	D-Trix	130	11-6-15	6:20
BLM-106	D-Trix	140	11-6-15	6:55
BLM-107	D-Trix	130	11-6-15	6:25
BLM-108	D-Trix	140	11-6-15	9:05
BLM-109	D-Trix	130	11-6-15	10:10
BLM-110	D-Trix	140	11-6-15	11:00
BLM-111	D-Trix	140	11-6-15	12:50
BLM-112	D-Trix	140	11-6-15	3:45
BLM-113	D-Trix	140	11-6-15	6:45
BLM-114	D-Trix	130	11-7-15	9:00
BLM-115	D-Trix	140	11-7-15	9:30
BLM-116	D-Trix	130	11-7-15	10:50
BLM-117	D-Trix	140	11-7-15	11:30
BLM-118	D-Trix	140	11-7-15	1:35
BLM-119	D-Trix	130	11-7-15	2:50
BLM-120	D-Trix	140	11-7-15	3:50
BLM-121	D-Trix	120	11-9-15	11:16:97
BLM-122	D-Trix	140	11-9-15	7:30
BLM-123	D-Trix	130	11-9-15	8:27
BLM-124	D-Trix	140	11-9-15	9:25
BLM-125	D-Trix	120	11-9-15	9:57
BLM-126	D-Trix	140	11-9-15	11:27
BLM-127	D-Trix	120	11-9-15	11:57
BLM-128	D-Trix	130	11-9-15	1:30
BLM-129	D-Trix	120	11-9-15	7:07
BLM-130	D-Trix	120	11-9-15	4:30
BLM-131	D-Trix	120	11-10-15	6:39
BLM-132	D-Trix	140	11-10-15	7:15
BLM-133				
BLM-134				
BLM-135				
BLM-136				
BLM-137				
BLM-138				
BLM-139				
BLM-140				
BLM-141				

Treated Water Shippment Tracker to Agua Moss Class I Well

Manifest No.	Transporter	Quantity (bbl)	Date	Time
BLM-135	D-Trix	140	11-12-15	3:15
BLM-136	D-Trix	140	11-13-15	6:55
BLM-137	D-Trix	130	11-13-15	7:35
BLM-138	D-Trix	120	11-13-15	8:40
BLM-139	D-Trix	140	11-13-15	9:20
BLM-140	D-Trix	130	11-13-15	9:55
BLM-141	D-Trix	120	11-13-15	10:50
BLM-142	D-Trix	140	11-13-15	11:25
BLM-143	D-Trix	130	11-13-15	12:05
BLM-144	D-Trix	120	11-13-15	12:45
BLM-145	D-Trix	130	11-13-15	1:45
BLM-146	D-Trix	140	11-13-15	2:45
BLM-147	D-Trix	120	11-13-15	3:30
BLM-148	D-Trix	120	11-14-15	6:45
BLM-149	D-Trix	130	11-14-15	7:10
BLM-150	D-Trix	140	11-14-15	7:50
BLM-151	D-Trix	120	11-14-15	8:20
BLM-152	D-Trix	130	11-14-15	9:00
BLM-153	D-Trix	140	11-14-15	9:35
BLM-154	D-Trix	120	11-14-15	10:20
BLM-155	D-Trix	130	11-14-15	10:50
BLM-156	D-Trix	140	11-14-15	11:20
BLM-157	D-Trix	120	11-14-15	12:00
BLM-158	D-Trix	130	11-14-15	12:30
BLM-159	D-Trix	140	11-14-15	1:05
BLM-160	D-Trix	120	11-14-15	1:40
BLM-161	D-Trix	130	11-14-15	2:10
BLM-162	D-Trix	140	11-14-15	2:55
BLM-163	D-Trix	120	11-14-15	3:30
BLM-164	D-Trix	130	11-14-15	4:00
BLM-165	D-Trix	120	11-16-15	6:38
BLM-166	D-Trix	130	11-16-15	7:05

Bloomfield Terminal Non-Hazardous Waste Manifest Tracker

Manifest No.	Transporter	Quantity (bbl)	Date	Time
BLM-167	D'Trix	140	11/16/15	7:45
BLM-168	D'Trix	120	11-16-15	8:14
BLM-169	D'Trix	130	11-16-15	9:00
BLM-170	D'Trix	140	11-16-15	9:35
BLM-171	D'Trix	120	11-16-15	10:08
BLM-172	D'Trix	130	11-16-15	10:40
BLM-173	D'Trix	140	11-16-15	11:20
BLM-174	D'Trix	120	11-16-15	11:59
BLM-176	D'Trix	130	11-16-15	12:25
BLM-177	D'Trix	140	11-16-15	1:05
BLM-178	D'Trix	120	11-16-15	1:36
BLM-179	D'Trix	130	11-16-15	2:00
BLM-180	D'Trix	140	11-16-15	2:35
BLM-181	D'Trix	120	11-16-15	3:12
BLM-182	D'Trix	130	11-16-15	3:40
BLM-183	D'Trix	130	11-17-15	6:05
BLM-184	D'Trix	120	11-17-15	6:44
BLM-185	D'Trix	140	11-17-15	7:00
BLM-186	D'Trix	130	11-17-15	7:45
BLM-187	D'Trix	120	11-17-15	8:33
BLM-188	D'Trix	140	11-17-15	9:00
BLM-189	D'Trix	130	11-17-15	9:25
BLM-190	D'Trix	120	11-17-15	9:56
BLM-191	D'Trix	140	11-17-15	10:40
BLM-192	D'Trix	130	11-17-15	11:05
BLM-193	D'Trix	120	11-17-15	11:32
BLM-194	D'Trix	140	11-17-15	12:15
BLM-195	D'Trix	130	11-17-15	1:45
BLM-196	D'Trix	120	11-17-15	1:15
BLM-197	D'Trix	140	11-17-15	2:40
BLM-198	D'Trix	130	11-17-15	2:20
BLM-199	D'Trix	120	11-17-15	2:51
BLM-200	D'Trix	140	11-17-15	3:40

Bloomfield Terminal Non-Hazardous Waste Manifest Tracker

Manifest No.	Transport	Quantity	Date	Time
BLM-201	D-Trix	130	11-17-15	4:10
BLM-202	D-Trix	130	11-18-15	6:10
BLM-203	D-TRIX	130	11-18-15	8:30
BLM-204	D-trix	140	11-18-15	7:10
BLM-205	D-Trix	130	11-18-15	9:40
BLM-206	D-TRIX	130	11-18-15	8:05
BLM-207	D-trix	140	11-18-15	8:50
BLM-208	D-Trix	130	11-18-15	9:15
BLM-209	D-TRIX	130	11-18-15	9:40
BLM-210	D-trix	140	11-18-15	10:45
BLM-211	D-Trix	130	11-18-15	11:10
BLM-212	D-TRIX	130	11-18-15	11:35
BLM-213	D-trix	140	11-18-15	12:30
BLM-214	D-Trix	130	11-18-15	1:00
BLM-215	D-TRIX	130	11-18-15	1:30
BLM-216	D-Trix	130	11-18-15	1:56
BLM-217	D-Trix	130	11-18-15	2:45
BLM-218	D-TRIX	130	11-18-15	4:45
BLM-219	D-Trix	130	11-19-15	6:10
BLM-220	D-trix	140	11-19-15	6:45
BLM-221	D-TRIX	130	11-19-15	7:05
BLM-222	D-Trix	130	11-19-15	7:55
BLM-223	D-trix	140	11-19-15	8:35
BLM-224	D-TRIX	130	11-19-15	8:50
BLM-225	D-Trix	130	11-19-15	9:20
BLM-226	D-trix	140	11-19-15	10:20
BLM-227	D-TRIX	130	11-19-15	10:40
BLM-228	D-Trix	130	11-19-15	11:10
BLM-229	D-trix	140	11-19-15	12:05
BLM-230	D-TRIX	130	11-19-15	12:30
BLM-231	D-Trix	130	11-19-15	12:50
BLM-232	D-trix	140	11-19-15	1:45
BLM-233	D-TRIX	130	11-19-15	2:10
BLM-234	D-Trix	130	11-19-15	2:40
BLM-235	D-trix	140	11-19-15	3:35
BLM-236	D-TRIX	130	11-19-15	4:00
BLM-237	D-trix	140	11-20-15	5:05
BLM-238	D-Trix	130	11-20-15	6:10
BLM-239	D-TRIX	130	11-20-15	6:30
BLM-240	D-Trix	130	11-20-15	7:35
BLM-241	D-trix	140	11-20-15	8:00

Bloomfield Terminal Non-Hazardous Waste Manifest Tracker

Manifest No.	Transport	Quantity	Date	Time
BLM-242	D-TRIX	130	11-20-15	8:20
BLM-243	D-Trix	130	11-20-15	9:00
BLM-244	D-trix	140	11-20-15	9:30
BLM-245	D-TRIX	130	11-20-15	10:00
BLM-246	D-Trix	130	11-20-15	10:25
BLM-247	D-trix	140	11-20-15	11:00
BLM-248	D-TRIX	130	11-20-15	11:25
BLM-249	D-Trix	130	11-20-15	11:55
BLM-250	D-trix	140	11-20-15	12:35
BLM-251	D-TRIX	130	11-20-15	1:00
BLM-252	D-Trix	130	11-20-15	1:25
BLM-253	D-trix	140	11-20-15	2:05
BLM-254	D-TRIX	130	11-20-15	2:30
BLM-255	D-Trix	130	11-20-15	2:55
BLM-256	D-trix	140	11-20-15	3:35
BLM-257	D-TRIX	130	11-20-15	4:05
BLM-258	D-Trix	130	11-21-15	6:15
BLM-259	D-TRIX	130	11-21-15	6:35
BLM-260	D-trix	140	11-21-15	7:10
BLM-261	D-Trix	130	11-21-15	9:45
BLM-262	D-TRIX	130	11-21-15	10:00
BLM-263	D-trix	140	11-21-15	11:05
BLM-264	D-Trix	130	11-21-15	11:30
BLM-265	D-TRIX	130	11-21-15	11:50
BLM-266	D-trix	140	11-21-15	12:40
BLM-267	D-Trix	130	11-21-15	1:05
BLM-268	D-TRIX	130	11-21-15	1:25
BLM-269	D-trix	140	11-21-15	2:20
BLM-270	D-Trix	130	11-21-15	2:45
BLM-271	D-TRIX	130	11-21-15	3:08
BLM-272	D-trix	140	11-21-15	3:55
BLM-273	D-trix	130	11-22-15	7:30
BLM-274	D-TRIX	130	11-22-15	7:55
BLM-275	D-Trix	130	11-22-15	8:21
BLM-276	D-trix	130	11-22-15	9:00
BLM-277	D-TRIX	130	11-22-15	9:25
BLM-278	D-Trix	130	11-22-15	11:51
BLM-279	D-trix	130	11-22-15	10:30
BLM-280	D-TRIX	130	11-22-15	10:50
BLM-281	D-Trix	130	11-22-15	11:14
BLM-282	D-trix	130	11-22-15	11:[illegible]

Bloomfield Terminal Non-Hazardous Waste Manifest Tracker

Manifest No.	Transport	Quantity	Date	Time
BLM-283	D-TRIX	130	11-22-15	12:10
BLM-284	D-Trix	130	11-22-15	12:37
BLM-285	D-trix	130	11-22-15	1:20
BLM-286	D-TRIX	130	11-22-15	1:40
BLM-287	D-Trix	130	11-22-15	2:06
BLM-288	D-trix	130	11-22-15	2:50
BLM-289	D-TRIX	130	11-22-15	3:10
BLM-290	D-Trix	140	11-23-15	6:20
BLM-291	D-TRIX	130	11-23-15	6:50
BLM-292	D-Trix	130	11-23-15	7:12
BLM-293	D-Trix	140	11-23-15	8:10
BLM-294	D-Trix	130	11-23-15	8:39
BLM-295	D-TRIX	130	11-23-15	9:00
BLM-296	D-Trix	140	11-23-15	9:50
BLM-297	D-Trix	130	11-23-15	10:12
BLM-298	D-TRIX	130	11-23-15	10:30
BLM-299	D-Trix	140	11-23-15	11:25
BLM-300	D-Trix	130	11-23-15	11:49
BLM-301	D-TRIX	130	11-23-15	12:10
BLM-302	D-Trix	140	11-23-15	1:00
BLM-303	D-Trix	130	11-23-15	1:22
BLM-304	D-TRIX	130	11-23-15	1:50
BLM-305	D-Trix	140	11-23-15	2:35
BLM-306	D-Trix	130	11-23-15	3:00
BLM-307	D-TRIX	130	11-23-15	3:20
BLM-308	D-Trix	140	11-24-15	6:15
BLM-309	D-TRIX	130	11-24-15	6:45
BLM-310	D-Trix	140	11-24-15	9:55
BLM-311	D-trix	130	11-24-15	8:28
BLM-312	D-Trix	140	11-24-15	9:25
BLM-313	D-Trix	130	11-24-15	10:06
BLM-314	D-TRIX	130	11-24-15	10:35
BLM-315	D-Trix	140	11-24-15	11:00
BLM-316	D-TRIX	130	11-24-15	11:42
BLM-317	D-TRIX	130	11-24-15	12:05
BLM-318	D-Trix	140	11-24-15	12:35
BLM-319	D-TRIX	130	11-24-15	1:17
BLM-320	D-TRIX	130	11-24-15	1:48
BLM-321	D-Trix	140	11-24-15	2:20
BLM-322	D-Trix	130	11-24-15	2:55
BLM-323	D-TRIX	130	11-24-15	3:15

Bloomfield Terminal Non-Hazardous Waste Manifest Tracker

Manifest No.	Transport	Quantity	Date	Time
BLM-324	D-Trix	140	11-24-15	3:55
BLM-325	D-Trix	140	11-25-15	1:10
BLM-326	D-TRIX	130	11-25-15	6:35
BLM-327	D-trix	130	11-25-15	7:00
BLM-328	D-Trix	140	11-25-15	7:45
BLM-329	D-TRIX	130	11-25-15	8:05
BLM-330	D-trix	130	11-25-15	8:30
BLM-331	D-Trix	140	11-25-15	9:15
BLM-332	D-TRIX	130	11-25-15	9:40
BLM-333	D-trix	130	11-25-15	10:05
BLM-334	D-Trix	140	11-25-15	10:50
BLM-335	D-TRIX	130	11-25-15	11:15
BLM-336	D-trix	130	11-25-15	11:40
BLM-337	D-Trix	140	11-25-15	12:30
BLM-338	D-TRIX	130	11-25-15	12:45
BLM-339	D-Trix	130	11-25-15	1:05
BLM-340	D-trix	130	11-25-15	1:25
BLM-341	D-TRIX	130	11-25-15	2:15
BLM-342	D-Trix	130	11-25-15	2:37
BLM-343	D-Trix	140	11-25-15	3:00
BLM-344	D-trix	130	11-25-15	3:25
BLM-345	D-TRIX	130	11-25-15	3:45
BLM-346	D-TRIX	130	11-27-15	6:05
BLM-347	D-Trix	140	11-27-15	6:35
BLM-348	D-TRIX	130	11-27-15	7:55
BLM-349	D-Trix	140	11-27-15	8:25
BLM-350	D-TRIX	130	11-27-15	9:20
BLM-351	D-Trix	140	11-27-15	10:00
BLM-352	D-TRIX	130	11-27-15	10:50
BLM-353	D-Trix	140	11-27-15	11:35
BLM-354	D-trix	130	11-27-15	12:00
BLM-355	D-TRIX	130	11-27-15	12:25
BLM-356	D-Trix	130	11-27-15	12:48
BLM-357	D-Trix	140	11-27-15	1:15
BLM-358	D-trix	130	11-27-15	1:40
BLM-359	D-TRIX	130	11-27-15	2:00
BLM-360	D-Trix	130	11-27-15	2:37
BLM-361	D-Trix	140	11-27-15	2:55
BLM-362	D-TRIX	130	11-27-15	3:25
BLM-363	D-TRIX	130	11-28-15	6:00
BLM-364	D-Trix	140	11-28-15	6:40

Bloomfield Terminal Non-Hazardous Waste Manifest Tracker

Manifest No.	Transporter	Quantity (bbl)	Date	Time
BLM- 365	D'Trix	120	11-28-15	7:22
BLM- 366	D'Trix	130	11-28-15	7:50
BLM- 367	D'Trix	140	11-28-15	8:30
BLM- 368	D'Trix	120	11-28-15	8:56
BLM 369	D'Trix	130	11-28-15	9:25
BLM- 370	D'Trix	140	11-28-15	10:00
BLM- 371	D'Trix	120	11-28-15	10:28
BLM- 372	D'Trix	130	11-28-15	10:55
BLM- 373	D'Trix	140	11-28-15	11:35
BLM- 374	D'Trix	120	11-28-15	12:00
BLM- 375	D'Trix	130	11-28-15	12:20
BLM- 376	D'Trix	140	11-28-15	1:05
BLM- 377	D'Trix	120	11-28-15	1:31
BLM- 378	D'Trix	130	11-28-15	1:55
BLM- 379	D'Trix	140	11-28-15	2:40
BLM- 380	D'Trix	120	11-28-15	3:08
BLM- 381	D'Trix	130	11-28-15	3:35
BLM- 382	D'Trix	120	11-29-15	6:07
BLM- 383	D'Trix	130	11-29-15	6:25
BLM- 384	D'Trix	140	11-29-15	7:20
BLM 385	D'Trix	120	11-29-15	7:50
BLM- 386	D'Trix	130	11-29-15	8:10
BLM- 387	D'Trix	140	11-29-15	9:15
BLM- 388	D'Trix	120	11-29-15	9:38
BLM- 389	D'Trix	130	11-29-15	10:00
BLM- 390	D'Trix	140	11-29-15	11:00
BLM- 391	D'Trix	120	11-29-15	11:23
BLM- 392	D'Trix	130	11-29-15	11:45
BLM- 393	D'Trix	140	11-29-15	12:50
BLM- 394	D'Trix	120	11-29-15	1:13

Bloomfield Terminal Non-Hazardous Waste Manifest Tracker

Manifest No.	Transporter	Quantity (bbl)	Date	Time
BLM- 395	D'Trix	130	11-29-15	1:35
BLM- 396	D'Trix	140	11-29-15	2:35
BLM- 397	D'Trix	130	11-29-15	3:05
BLM- 398	D'Trix	130	11-30-15	6:15
BLM- 399	D'Trix	140	11-30-15	6:45
BLM- 400	D'Trix	120	11-30-15	7:11
BLM- 401	D'Trix	130	11-30-15	8:00
BLM- 402	D'Trix	140	11-30-15	8:25
BLM- 403	D'Trix	120	11-30-15	8:53
BLM- 404	D'Trix	130	11-30-15	9:25
BLM- 405	D'Trix	140	11-30-15	10:05
BLM- 406	D'Trix	120	11-30-15	10:33
BLM- 407	D'Trix	130	11-30-15	10:55
BLM- 408	D'Trix	140	11-30-15	11:35
BLM- 409	D'Trix	120	11-30-15	11:57
BLM- 410	D'Trix	130	11-30-15	12:20
BLM- 411	D'Trix	140	11-30-15	1:00
BLM- 412	D'Trix	120	11-30-15	1:28
BLM- 413	D'Trix	130	11-30-15	1:50
BLM- 414	D'Trix	140	11-30-15	2:30
BLM- 415	D'Trix	120	11-30-15	2:58
BLM- 416	D'Trix	130	11-30-15	3:20
BLM- 417	D'Trix	140	11-30-15	4:05
BLM- 418	D'Trix	140	12-1-15	6:25
BLM- 419	D'Trix	130	12-1-15	7:05
BLM- 420	D'Trix	140	12-1-15	8:05
BLM- 421	D'Trix	130	12-1-15	9:00
BLM- 422	D'Trix	140	12-1-15	9:45
BLM- 423	D'Trix	130	12-1-15	10:23
BLM- 424	D'Trix	130	12-1-15	11:00

Bloomfield Terminal Non-Hazardous Waste Manifest Tracker

Manifest No.	Transport	Quantity	Date	Time
BLM-425	D-Trix	140	12-1-15	11:30
BLM-426	D-Trix	130	12-1-15	12:15
BLM-427	D-Trix	120	12-1-15	12:31
BLM-428	D-Trix	130	12-1-15	12:55
BLM-429	D-Trix	140	12-1-15	1:20
BLM-430	D-Trix	130	12-1-15	2:50
BLM-431	D-Trix	130	12-1-15	2:20
BLM-432	D-Trix	140	12-1-15	2:55
BLM-433	D-Trix	130	12-1-15	3:30
BLM-434	D-Trix	130	12-1-15	3:55
BLM-435	D-Trix	140	12-2-15	6:40
BLM-436	D-Trix	130	12-2-15	7:00
BLM-437	D-Trix	130	12-2-15	7:30
BLM-438	D-Trix	140	12-2-15	8:15
BLM-439	D-Trix	130	12-2-15	9:00
BLM-440	D-Trix	130	12-2-15	9:30
BLM-441	D-Trix	140	12-2-15	10:00
BLM-442	D-Trix	130	12-2-15	10:25
BLM-443	D-Trix	130	12-2-15	11:00
BLM-444	D-Trix	140	12-2-15	11:35
BLM-445	D-Trix	130	12-2-15	12:00
BLM-446	D-Trix	140	12-2-15	1:10
BLM-447	D-Trix	120	12-2-15	1:25
BLM-448	D-Trix	130	12-2-15	2:00
BLM-449	D-Trix	140	12-2-15	2:40
BLM-450	D-Trix	120	12-2-15	3:20
BLM-451	D-Trix	130	12-2-15	3:45
BLM-452	D-Trix	130	12-3-15	6:00
BLM-453	D-Trix	120	12-3-15	7:05
BLM-454	D-Trix	130	12-3-15	8:00
BLM-455	D-Trix	120	12-3-15	9:25
BLM-456	D-Trix	130	12-3-15	9:25
BLM-457	D-Trix	120	12-3-15	10:20
BLM-458	D-Trix	130	12-3-15	10:50
BLM-459	D-Trix	120	12-3-15	12:00
BLM-460	D-Trix	130	12-3-15	12:25
BLM-461	D-Trix	120	12-3-15	1:43
BLM-462	D-Trix	130	12-3-15	2:10
BLM-463	D-Trix	120	12-3-15	3:25
BLM-464	D-Trix	130	12-3-15	4:00

Bloomfield Terminal Non-Hazardous Waste Manifest Tracker

Manifest No.	Transport	Quantity	Date	Time
BLM-465	D-Trix	130	12-4-15	0635
BLM-466	D-Trix	120	12-4-15	1:05
BLM-467	D-Trix	130	12-4-15	8:00
BLM-468	D-Trix	120	12-4-15	8:50
BLM-469	D-Trix	130	12-4-15	9:25
BLM-470	D-Trix	120	12-4-15	10:35
BLM-471	D-Trix	130	12-4-15	11:00
BLM-472	D-Trix	120	12-4-15	12:20
BLM-473	D-Trix	130	12-4-15	12:45
BLM-474	D-Trix	140	12-4-15	1:30
BLM-475	D-Trix	120	12-4-15	2:00
BLM-476	D-Trix	140	12-4-15	3:10
BLM-477	D-Trix	120	12-4-15	3:50
BLM-478	D-Trix	130	12-7-15	7:20
BLM-479	D-Trix	140	12-7-15	7:50
BLM-480	D-Trix	140	12-7-15	9:25
BLM-481	D-Trix	140	12-7-15	11:00
BLM-482	D-Trix	140	12-7-15	12:30
BLM-483	D-Trix	120	12-7-15	1:00
BLM-484	D-Trix	140	12-7-15	2:00
BLM-485	D-Trix	120	12-7-15	2:35
BLM-486	D-Trix	120	12-7-15	4:10
BLM-487	D-Trix	120	12-8-15	6:35
BLM-488	D-Trix	140	12-8-15	7:10
BLM-489	D-Trix	120	12-8-15	8:20
BLM-490	D-Trix	140	12-8-15	8:55
BLM-491	D-Trix	120	12-8-15	9:55
BLM-492	D-Trix	140	12-8-15	10:30
BLM-493	D-Trix	120	12-8-15	11:25
BLM-494	D-Trix	140	12-8-15	12:05
BLM-495	D-Trix	120	12-8-15	12:55
BLM-496	D-Trix	140	12-8-15	1:40
BLM-497	D-Trix	120	12-8-15	2:25
BLM-498	D-Trix	140	12-8-15	3:15
BLM-499	D-Trix	120	12-8-15	3:40
BLM-500	D-Trix	140	12-9-15	6:30
BLM-501	D-Trix	120	12-9-15	7:00
BLM-502	D-Trix	140	12-9-15	8:10
BLM-503	D-Trix	120	12-9-15	8:40
BLM-504	D-Trix	140	12-9-15	9:50
BLM-505	D-Trix	120	12-9-15	10:20

Bloomfield Terminal Non-Hazardous Waste Manifest Tracker

Manifest No.	Transport	Quantity	Date	Time
BLM- 506	D-Trix	140	12-9-15	10:55
BLM- 507	D-Trix	120	12-9-15	11:00
BLM- 508	D-Trix	140	12-9-15	12:55
BLM- 509	D-Trix	120	12-9-15	2:04
BLM- 510	D-Trix	140	12-9-15	2:40
BLM- 511	D-Trix	120	12-9-15	2:50
BLM- 512	D-Trix	120	12-10-15	6:40
BLM- 513	D-Trix	140	12-10-15	7:10
BLM- 514	D-Trix	120	12-10-15	8:40
BLM- 515	D-Trix	140	12-10-15	8:45
BLM- 516	D-Trix	120	12-10-15	9:35
BLM- 517	D-Trix	140	12-10-15	10:00
BLM- 518	D-Trix	120	12-10-15	11:10
BLM- 519	D-Trix	120	12-10-15	12:40
BLM- 520	D-Trix	140	12-10-15	2:00
BLM- 521	D-Trix	120	12-10-15	3:40
BLM- 522	D-Trix	140	12-10-15	3:45
BLM- 523	D-Trix	120	12-10-15	4:10
BLM- 524	D-Trix	120	12-11-15	6:50
BLM- 525	D-Trix	120	12-11-15	8:10
BLM- 526	D-Trix	120	12-11-15	9:40
BLM- 527	D-Trix	120	12-11-15	11:15
BLM- 528	D-Trix	120	12-11-15	12:45
BLM- 529	D-Trix	120	12-11-15	2:15
BLM- 530	D-Trix	120	12-11-15	3:45
BLM- 531	D-Trix	120	12-14-15	6:40
BLM- 532	D-Trix	130	12-14-15	7:10
BLM- 533	D-Trix	120	12-14-15	8:15
BLM- 534	D-Trix	130	12-14-15	8:50
BLM- 535	D-Trix	120	12-14-15	9:50
BLM- 536	D-Trix	130	12-14-15	10:25
BLM- 537	D-Trix	140	12-14-15	10:50
BLM- 538	D-Trix	120	12-14-15	11:15
BLM- 539	D-Trix	140	12-14-15	12:20
BLM- 540	D-Trix	120	12-14-15	12:50
BLM- 541	D-Trix	140	12-14-15	1:55
BLM- 542	D-Trix	120	12-14-15	2:25
BLM- 543	D-Trix	140	12-14-15	3:35
BLM- 544	D-Trix	120	12-14-15	4:00
BLM- 545	D-Trix	140	12-15-15	6:40
BLM- 546	D-Trix	130	12-15-15	7:05

Bloomfield Terminal Non-Hazardous Waste Manifest Tracker

Manifest No.	Transport	Quantity	Date	Time
BLM- 547	D-Trix	140	12-15-15	8:10
BLM- 548	D-Trix	130	12-15-15	8:40
BLM- 549	D-Trix	140	12-15-15	9:45
BLM- 550	D-Trix	130	12-15-15	10:15
BLM- 551	D-Trix	140	12-15-15	11:25
BLM- 552	D-Trix	130	12-15-15	11:50
BLM- 553	D-Trix	140	12-15-15	1:15
BLM- 554	D-Trix	130	12-15-15	1:40
BLM- 555	D-Trix	140	12-15-15	2:50
BLM- 556	D-Trix	130	12-15-15	3:20
BLM- 557	D-Trix	130	12-16-15	6:35
BLM- 558	D-Trix	140	12-16-15	7:05
BLM- 559	D-Trix	130	12-16-15	8:01
BLM- 560	D-Trix	140	12-16-15	8:50
BLM- 561	D-Trix	130	12-16-15	9:55
BLM- 562	D-Trix	140	12-16-15	11:10
BLM- 563	D-Trix	130	12-16-15	11:35
BLM- 564	D-Trix	140	12-16-15	12:40
BLM- 565	D-Trix	130	12-16-15	1:05
BLM- 566	D-Trix	140	12-16-15	2:10
BLM- 567	D-Trix	130	12-16-15	2:35
BLM- 568	D-Trix	140	12-16-15	3:45
BLM- 569	D-Trix	130	12-16-15	4:10
BLM- 570	D-Trix	130	12-17-15	6:35
BLM- 571	D-Trix	140	12-17-15	7:05
BLM- 572	D-Trix	130	12-17-15	8:31
BLM- 573	D-Trix	140	12-17-15	9:05
BLM- 574	D-Trix	130	12-17-15	10:02
BLM- 575	D-Trix	140	12-17-15	10:50
BLM- 576	D-Trix	130	12-17-15	11:30
BLM- 577	D-Trix	140	12-17-15	12:30
BLM- 578	D-Trix	130	12-17-15	12:56
BLM- 579	D-Trix	130	12-17-15	3:25
BLM- 580	D-Trix	140	12-17-15	2:55
BLM- 581	D-Trix	130	12-17-15	3:51
BLM- 582	D-Trix	130	12-18-15	6:50
BLM- 583	D-Trix	140	12-18-15	7:50
BLM- 584	D-Trix	130	12-18-15	8:25
BLM- 585	D-Trix	140	12-18-15	9:35
BLM- 586	D-Trix	130	12-18-15	10:20
BLM- 587	D-Trix	140	12-18-15	11:25

Bloomfield Terminal Non-Hazardous Waste Manifest Tracker

Manifest No.	Transport	Quantity	Date	Time
BLM- 588	D-Trix	130	12-18-15	11:47
BLM- 589	D-Trix	140	12-18-15	1:10
BLM- 590	D-Trix	140	12-18-15	2:45
BLM- 591	D-Trix	130	12-21-15	6:49
BLM- 592	D-Trix	130	12-21-15	7:36
BLM- 593	D-Trix	130	12-21-15	8:16
BLM- 594	D-Trix	130	12-21-15	8:30
BLM- 595	D-Trix	130	12-21-15	9:45
BLM- 596	D-Trix	130	12-21-15	10:15
BLM- 597	D-Trix	130	12-21-15	11:00
BLM- 598	D-Trix	130	12-21-15	11:40
BLM- 599	D-Trix	130	12-21-15	12:16
BLM- 600	D-Trix	130	12-21-15	1:00
BLM- 601	D-Trix	130	12-21-15	1:57
BLM- 602	D-Trix	130	12-21-15	2:35
BLM- 603	D-Trix	130	12-21-15	3:25
BLM- 604	D-Trix	140	12-22-15	6:50
BLM- 605	D-Trix	130	12-22-15	7:15
BLM- 606	D-Trix	130	12-22-15	8:45
BLM- 607	D-Trix	130	12-22-15	10:00
BLM- 608	D-Trix	130	12-22-15	11:55
BLM- 609	D-Trix	120	12-22-15	12:35
BLM- 610	D-Trix	130	12-22-15	1:25
BLM- 611	D-Trix	120	12-22-15	2:10
BLM- 612	D-Trix	[illegible]	12-22-15	3:00
BLM- 613	D-Trix	120	12-22-15	3:45
BLM- 614	D-Trix	130	12-22-15	6:45
BLM- 615	D-Trix	130	12-23-15	7:15
BLM- 616	D-Trix	130	12-23-15	8:15
BLM- 617	D-Trix	130	12-23-15	8:55
BLM- 618	D-Trix	130	12-23-15	9:40
BLM- 619	D-Trix	130	12-23-15	10:30
BLM- 620	D-Trix	130	12-23-15	11:10
BLM- 621	D-Trix	130	12-23-15	11:50
BLM- 622	D-Trix	130	12-23-15	12:50
BLM- 623	D-Trix	130	12-23-15	1:25
BLM- 624	D-Trix	130	12-23-15	2:10
BLM- 625	D-Trix	130	12-23-15	2:53
BLM- 626	D-Trix	130	12-23-15	[illegible]
BLM- 627	D-Trix	130	12-23-15	[illegible]
BLM- 628	D-Trix	130	12-24-15	6:45

Bloomfield Terminal Non-Hazardous Waste Manifest Tracker

Manifest No.	Transport	Quantity	Date	Time
BLM- 629	D-Trix	130	12-24-15	7:10
BLM- 630	D-Trix	130	12-24-15	9:00
BLM- 631	D-Trix	130	12-24-15	9:25
BLM- 632	D-Trix	130	12-24-15	10:20
BLM- 633	D-Trix	130	12-24-15	11:20
BLM- 634	D-Trix	130	12-24-15	12:15
BLM- 635	D-Trix	130	12-24-15	12:45
BLM- 636	D-Trix	130	12-24-15	1:55
BLM- 637	D-Trix	130	12-24-15	2:15
BLM- 638	D-Trix	130	12-24-15	3:30
BLM- 639	D-Trix	130	12-24-15	3:55
BLM- 640	D-Trix	130	12-28-15	7:00
BLM- 641	D-Trix	130	12-28-15	8:50
BLM- 642	D-Trix	130	12-28-15	10:30
BLM- 643	D-Trix	140	12-28-15	10:55
BLM- 644	D-Trix	130	12-28-15	12:00
BLM- 645	D-Trix	140	12-28-15	12:35
BLM- 646	D-Trix	130	12-28-15	1:25
BLM- 647	D-Trix	140	12-28-15	2:15
BLM- 648	D-Trix	130	12-28-15	2:55
BLM- 649	D-Trix	140	12-28-15	3:45
BLM- 650	D-Trix	130	12-29-15	6:40
BLM- 651	D-Trix	140	12-29-15	7:15
BLM- 652	D-Trix	130	12-29-15	8:15
BLM- 653	D-Trix	140	12-29-15	9:00
BLM- 654	D-Trix	130	12-29-15	9:40
BLM- 655	D-Trix	140	12-29-15	10:40
BLM- 656	D-Trix	130	12-29-15	11:10
BLM- 657	D-Trix	140	12-29-15	12:30
BLM- 658	D-Trix	130	12-29-15	12:50
BLM- 659	D-Trix	140	12-29-15	1:50
BLM- 660	D-Trix	130	12-29-15	2:20
BLM- 661	D-Trix	140	12-29-15	3:25
BLM- 662	D-Trix	130	12-29-15	3:45
BLM- 663	D-Trix	140	12-30-15	7:45
BLM- 664	D-Trix	130	12-30-15	8:15
BLM- 665	D-Trix	140	12-30-15	9:20
BLM- 666	D-Trix	130	12-30-15	9:45
BLM- 667	D-Trix	140	12-30-15	10:55
BLM- 668	D-Trix	130	12-30-15	11:15
BLM- 669	D-Trix	140	12-30-15	12:30

Bloomfield Terminal Non-Hazardous Waste Manifest Tracker

Manifest No.	Transport	Quantity	Date	Time
BLM-670	D-Trix	130	12-30-15	12:50
BLM-671	D-Trix	140	12-30-15	2:00
BLM-672	D-Trix	130	12-30-15	2:30
BLM-673	D-Trix	140	12-30-15	3:10
BLM-674	D-Trix	130	12-30-15	4:10
BLM-675	D-Trix	130	12-31-15	7:02
BLM-676	D-Trix	140	12-31-15	7:45
BLM-677	D-Trix	130	12-31-15	8:32
BLM-678	D-Trix	140	12-31-15	9:40
BLM-679	D-Trix	130	12-31-15	10:06
BLM-680	D-Trix	140	12-31-15	10:53
BLM-681	D-Trix	130	12-31-15	11:52
BLM-682	D-Trix	140	12-31-15	12:01
BLM-683	D-Trix	130	12-31-15	1:30
BLM-684	D-Trix	140	12-31-15	3:00
BLM-685	D-Trix	130	12-31-15	3:30
BLM-686	D-Trix	130	1-1-16	6:47
BLM-687	D-Trix	140	1-1-16	8:00
BLM-688	D-Trix	130	1-1-16	9:11
BLM-689	D-Trix	140	1-1-16	9:50
BLM-690	D-Trix	130	1-1-16	10:37
BLM-691	D-Trix	140	1-1-16	11:35
BLM-692	D-Trix	130	1-1-16	12:02
BLM-693	D-Trix	130	1-1-16	1:15
BLM-694	D-Trix	130	1-1-16	1:41
BLM-695	D-Trix	140	1-1-16	3:00
BLM-696	D-Trix	130	1-1-16	9:26
BLM-697	D-Trix	130	1-4-16	7:20am
BLM-698	D-Trix	140	1-4-16	8:10
BLM-699	D-Trix	130	1-4-16	8:55
BLM-700	D-Trix	140	1-4-16	9:45
BLM-701	D-Trix	130	1-4-16	10:25
BLM-702	D-Trix	140	1-4-16	11:25
BLM-703	D-Trix	130	1-4-16	12:00pm
BLM-704	D-Trix	140	1-4-16	1:00
BLM-705	D-Trix	130	1-4-16	1:40
BLM-706	D-Trix	140	1-4-16	2:50
BLM-707	D-Trix	130	1-4-16	3:15
BLM-708	D-Trix	130	1-5-16	6:50
BLM-709	D-Trix	140	1-5-16	7:20
BLM-710	D-Trix	130	1-5-16	8:30

RE: Treated Waste Water Disposal

Chavez, Carl J, EMNRD <CarlJ.Chavez@state.nm.us>

Thu 3/30/2017 10:29 AM

Inbox

To: Krakow, Matt <Matt.Krakow@wnr.com>;

Cc: Schmaltz, Randy <Randy.Schmaltz@wnr.com>; Robinson, Kelly <Kelly.Robinson@wnr.com>; aguamossghiggins@hotmail.com <aguamossghiggins@hotmail.com>; Roberts, Dale <Dale.Roberts@wnr.com>; Griswold, Jim, EMNRD <Jim.Griswold@state.nm.us>;

Matt:

Good morning. Western appears to be following the procedure to dispose at an OCD Permitted Facility.

Thank you.

Mr. Carl J. Chavez, CHMM (#13099)
New Mexico Oil Conservation Division
Energy Minerals and Natural Resources Department
1220 South St Francis Drive
Santa Fe, New Mexico 87505
Ph. (505) 476-3490
E-mail: CarlJ.Chavez@state.nm.us
"Why not prevent pollution, minimize waste to reduce operating costs, reuse or recycle, and move forward with the rest of the Nation?" (To see how, go to: http://www.emnrd.state.nm.us/OCD and see "Publications")

From: Krakow, Matt [mailto:Matt.Krakow@wnr.com]
Sent: Thursday, March 30, 2017 7:47 AM
To: Chavez, Carl J, EMNRD <CarlJ.Chavez@state.nm.us>
Cc: Schmaltz, Randy <Randy.Schmaltz@wnr.com>; Robinson, Kelly <Kelly.Robinson@wnr.com>; aguamossghiggins@hotmail.com; Roberts, Dale <Dale.Roberts@wnr.com>
Subject: Treated Waste Water Disposal

Hi Carl,

Western Refining is making notification to NMOCD of plans to dispose of treated non-hazardous waste water from Bloomfield Terminal at the Agua Moss Class I injection well. Western is in the process of submitting a C-138 and analytical of the waste for acceptance at Agua Moss, LLC in Aztec, NM. Analytical from the waste water is attached. If you have any questions please let us know.

Matthew Krakow Environmental Coordinator
Western Refining | 111 CR 4990 Bloomfield, NM 87413
matt.krakow@wnr.com | 505-632-4169 (o) | 505-632-4021(f)

Chain-of-Custody Record

HALL ENVIRONMENTAL ANALYSIS LABORATORY
www.hallenvironmental.com
4901 Hawkins NE - Albuquerque, NM 87109
Tel. 505-345-3975 Fax 505-345-4107

Client: Matt Krakow
Mailing Address: Western Refining 50 CR 4990 Bloomfield NM 87413
Phone #: (505) 632-4169
email or Fax:
QA/QC Package: Standard
Accreditation: ☐ NELAP ☐ EDD (Type)
☐ Level 4 (Full Validation) ☐ Other

Turn-Around Time: Rush
Project Name: WDW #2
Project #: DOH 1261522
Project Manager: Matt Krakow
Sampler: Miguel A. Mickey
On Ice: ☑ Yes ☐ No
Sample Temperature: 2.3

Date	Time	Matrix	Sample Request ID	Container Type and #	Preservative Type	HEAL No.	BTEX + MTBE + TMB's (8021)	TPH 8015B (GRO / DRO / MRO)	TPH (Method 418.1)	EDB (Method 504.1)	PAH's (8310 or 8270 SIMS)	RCRA 8 Metals	Anions (F-,Cl-,NO3-,NO2-,PO4-,SO4-)	8081 Pesticides / 8082 PCB's	8260B (VOA)	8270 (Semi-VOA)	RCI	Air Bubbles (Y or N)
10/4/16	1405	NA	Water Evaporation Pond	9-Vocals	Various	001											X	

Relinquished by: Matthew Krakow Date: 10/4/16 Time: 1550
Received by: Date: Time:
Relinquished by: Date: Time:
Received by: Miguel A. Mickey Date: 10/4/16 Time: 0915

Remarks:

If necessary, samples submitted to Hall Environmental may be subcontracted to other accredited laboratories. This serves as notice of this possibility. Any sub-contracted data will be clearly notated on the analytical report.

HALL ENVIRONMENTAL ANALYSIS LABORATORY
Hall Environmental Analysis Laboratory
4901 Hawkins NE
Albuquerque, NM 87109
TEL: 505-345-3975 FAX: 505-345-4107
Website: www.hallenvironmental.com

Sample Log-In Check List

Client Name: Western Refining Southw Work Order Number: 1610169 RcptNo: 1

Received by/date: LM 10/05/16
Logged By: Anne Thorne 10/5/2016 7:15:00 AM
Completed By: Anne Thorne 10/5/2016
Reviewed By: 10/05/16

Chain of Custody

1. Custody seals intact on sample bottles? Yes ☐ No ☐ Not Present ☑
2. Is Chain of Custody complete? Yes ☑ No ☐ Not Present ☐
3. How was the sample delivered? Courier

Log In

4. Was an attempt made to cool the samples? Yes ☑ No ☐ NA ☐
5. Were all samples received at a temperature of >0° C to 6.0°C Yes ☑ No ☐ NA ☐
6. Sample(s) in proper container(s)? Yes ☑ No ☐
7. Sufficient sample volume for indicated test(s)? Yes ☑ No ☐
8. Are samples (except VOA and ONG) properly preserved? Yes ☑ No ☐
9. Was preservative added to bottles? Yes ☐ No ☑ NA ☐
10. VOA vials have zero headspace? Yes ☑ No ☐ No VOA Vials ☐
11. Were any sample containers received broken? Yes ☐ No ☑
12. Does paperwork match bottle labels? Yes ☑ No ☐
(Note discrepancies on chain of custody)
13. Are matrices correctly identified on Chain of Custody? Yes ☑ No ☐
14. Is it clear what analyses were requested? Yes ☑ No ☐
15. Were all holding times able to be met? Yes ☑ No ☐
(If no, notify customer for authorization.)

10/05/16 AT
# of preserved bottles checked for pH: 7 (or as noted below)
Adjusted?
Checked by: AT 10/05/16

Special Handling (if applicable)

16. Was client notified of all discrepancies with this order? Yes ☐ No ☐ NA ☑

Person Notified: Date:
By Whom: Via: ☐ eMail ☐ Phone ☐ Fax ☐ In Person
Regarding:
Client Instructions:

17. Additional remarks:

18. Cooler Information

Cooler No	Temp °C	Condition	Seal Intact	Seal No	Seal Date	Signed By
1	2.3	Good	Yes			

QC SUMMARY REPORT
Hall Environmental Analysis Laboratory, Inc.

WO#: 1610169
12-Oct-16

Client: Western Refining Southwest, Inc.
Project: WDW #2

Sample ID: 1610169-001CMSD SampType: MSD TestCode: EPA 6010B: Total Recoverable Metals
Client ID: North Evaporation Batch ID: 27930 RunNo: 37793
Prep Date: 10/6/2016 Analysis Date: 10/7/2016 SeqNo: 1177227 Units: mg/L

Analyte	Result	PQL	SPK value	SPK Ref Val	%REC	LowLimit	HighLimit	%RPD	RPDLimit	Qual
Chromium	0.47	0.0060	0.5000	0	94.7	75	125	0.0106	20	
Lead	0.46	0.0050	0.5000	0	91.2	75	125	0.317	20	
Selenium	0.45	0.050	0.5000	0	89.6	75	125	0.246	20	
Silver	0.10	0.0050	0.1000	0	102	75	125	0.274	20	

Qualifiers:
- * Value exceeds Maximum Contaminant Level.
- D Sample Diluted Due to Matrix
- H Holding times for preparation or analysis exceeded
- ND Not Detected at the Reporting Limit
- R RPD outside accepted recovery limits
- S % Recovery outside of range due to dilution or matrix
- B Analyte detected in the associated Method Blank
- E Value above quantitation range
- J Analyte detected below quantitation limits
- P Sample pH Not In Range
- RL Reporting Detection Limit
- W Sample container temperature is out of limit as specified

QC SUMMARY REPORT
Hall Environmental Analysis Laboratory, Inc.

WO#: 1610169
12-Oct-16

Client: Western Refining Southwest, Inc.
Project: WDW #2

Sample ID: MB-27930 SampType: MBLK TestCode: EPA 6010B: Total Recoverable Metals
Client ID: PBW Batch ID: 37930 RunNo: 37793
Prep Date: 10/6/2016 Analysis Date: 10/7/2016 SeqNo: 1177218 Units: mg/L

Analyte	Result	PQL	SPK value	SPK Ref Val	%REC	LowLimit	HighLimit	%RPD	RPDLimit	Qual
Arsenic	ND	0.020								
Barium	ND	0.020								
Cadmium	ND	0.0020								
Chromium	ND	0.0060								
Lead	ND	0.0050								
Selenium	ND	0.050								
Silver	ND	0.0050								

Sample ID: LCS-27930 SampType: LCS TestCode: EPA 6010B: Total Recoverable Metals
Client ID: LCSW Batch ID: 37930 RunNo: 37793
Prep Date: 10/6/2016 Analysis Date: 10/7/2016 SeqNo: 1177219 Units: mg/L

Analyte	Result	PQL	SPK value	SPK Ref Val	%REC	LowLimit	HighLimit	%RPD	RPDLimit	Qual
Arsenic	0.49	0.020	0.5000	0	97.9	80	120			
Barium	0.47	0.020	0.5000	0	94.2	80	120			
Cadmium	0.48	0.0020	0.5000	0	95.1	80	120			
Chromium	0.47	0.0060	0.5000	0	93.9	80	120			
Lead	0.46	0.0050	0.5000	0	92.6	80	120			
Selenium	0.48	0.050	0.5000	0	96.5	80	120			
Silver	0.097	0.0050	0.1000	0	96.9	80	120			

Sample ID: 1610169-001CMS SampType: MS TestCode: EPA 6010B: Total Recoverable Metals
Client ID: North Evaporation Batch ID: 27930 RunNo: 37793
Prep Date: 10/6/2016 Analysis Date: 10/7/2016 SeqNo: 1177226 Units: mg/L

Analyte	Result	PQL	SPK value	SPK Ref Val	%REC	LowLimit	HighLimit	%RPD	RPDLimit	Qual
Arsenic	0.55	0.020	0.5000	0.02658	105	75	125			
Cadmium	0.48	0.0020	0.5000	0	96.3	75	125			
Chromium	0.47	0.0060	0.5000	0	94.7	75	125			
Lead	0.46	0.0050	0.5000	0	91.5	75	125			
Selenium	0.45	0.050	0.5000	0	89.4	75	125			
Silver	0.10	0.0050	0.1000	0	102	75	125			

Sample ID: 1610169-001CMSD SampType: MSD TestCode: EPA 6010B: Total Recoverable Metals
Client ID: North Evaporation Batch ID: 27930 RunNo: 37793
Prep Date: 10/6/2016 Analysis Date: 10/7/2016 SeqNo: 1177227 Units: mg/L

Analyte	Result	PQL	SPK value	SPK Ref Val	%REC	LowLimit	HighLimit	%RPD	RPDLimit	Qual
Arsenic	0.55	0.020	0.5000	0.02658	105	75	125	0.276	20	
Cadmium	0.48	0.0020	0.5000	0	96.1	75	125	0.223	20	

Qualifiers:
- * Value exceeds Maximum Contaminant Level.
- D Sample Diluted Due to Matrix
- H Holding times for preparation or analysis exceeded
- ND Not Detected at the Reporting Limit
- R RPD outside accepted recovery limits
- S % Recovery outside of range due to dilution or matrix
- B Analyte detected in the associated Method Blank
- E Value above quantitation range
- J Analyte detected below quantitation limits
- P Sample pH Not In Range
- RL Reporting Detection Limit
- W Sample container temperature is out of limit as specified

QC SUMMARY REPORT
Hall Environmental Analysis Laboratory, Inc.

WO#: 1610169
12-Oct-16

Client: Western Refining Southwest, Inc.
Project: WDW #2

Sample ID: MB-27929 SampType: MBLK TestCode: EPA Method 7470: Mercury
Client ID: PBW Batch ID: 27929 RunNo: 37782
Prep Date: 10/6/2016 Analysis Date: 10/7/2016 SeqNo: 1176944 Units: mg/L

Analyte	Result	PQL	SPK value	SPK Ref Val	%REC	LowLimit	HighLimit	%RPD	RPDLimit	Qual
Mercury	ND	0.00020								

Sample ID: LCS-27929 SampType: LCS TestCode: EPA Method 7470: Mercury
Client ID: LCSW Batch ID: 27929 RunNo: 37782
Prep Date: 10/6/2016 Analysis Date: 10/7/2016 SeqNo: 1176945 Units: mg/L

Analyte	Result	PQL	SPK value	SPK Ref Val	%REC	LowLimit	HighLimit	%RPD	RPDLimit	Qual
Mercury	0.0050	0.00020	0.005000	0	100	80	120			

Sample ID: 1610169-001CMS SampType: MS TestCode: EPA Method 7470: Mercury
Client ID: North Evaporation Batch ID: 27929 RunNo: 37782
Prep Date: 10/6/2016 Analysis Date: 10/7/2016 SeqNo: 1176947 Units: mg/L

Analyte	Result	PQL	SPK value	SPK Ref Val	%REC	LowLimit	HighLimit	%RPD	RPDLimit	Qual
Mercury	0.0056	0.00020	0.005000	0.0003584	105	75	125			

Sample ID: 1610169-001CMSD SampType: MSD TestCode: EPA Method 7470: Mercury
Client ID: North Evaporation Batch ID: 27929 RunNo: 37782
Prep Date: 10/6/2016 Analysis Date: 10/7/2016 SeqNo: 1176948 Units: mg/L

Analyte	Result	PQL	SPK value	SPK Ref Val	%REC	LowLimit	HighLimit	%RPD	RPDLimit	Qual
Mercury	0.0054	0.00020	0.005000	0.0003584	101	75	125	3.44	20	

Qualifiers:
- * Value exceeds Maximum Contaminant Level.
- D Sample Diluted Due to Matrix
- H Holding times for preparation or analysis exceeded
- ND Not Detected at the Reporting Limit
- R RPD outside accepted recovery limits
- S % Recovery outside of range due to dilution or matrix
- B Analyte detected in the associated Method Blank
- E Value above quantitation range
- J Analyte detected below quantitation limits
- P Sample pH Not In Range
- RL Reporting Detection Limit
- W Sample container temperature is out of limit as specified

QC SUMMARY REPORT
Hall Environmental Analysis Laboratory, Inc.

WO#: 1610169
12-Oct-16

Client: Western Refining Southwest, Inc.
Project: WDW #2

Sample ID: ics-27882 SampType: LCS TestCode: EPA Method 8270C: Semivolatiles
Client ID: LCSW Batch ID: 27882 RunNo: 37716
Prep Date: 10/4/2016 Analysis Date: 10/5/2016 SeqNo: 1174800 Units: µg/L

Analyte	Result	PQL	SPK value	SPK Ref Val	%REC	LowLimit	HighLimit	%RPD	RPDLimit	Qual
Acenaphthene	80	10	100.0	0	80.4	35	113			
4-Chloro-3-methylphenol	170	10	200.0	0	84.0	40.7	113			
3-Chlorophenol	160	10	200.0	0	79.3	37.8	113			
1,4-Dichlorobenzene	62	10	100.0	0	61.6	37.7	106			
2,4-Dinitrotoluene	77	10	100.0	0	76.8	37	91			
N-Nitrosodi-n-propylamine	86	10	100.0	0	86.3	45.4	105			
4-Nitrophenol	120	10	200.0	0	59.1	33.4	104			
Pentachlorophenol	120	20	200.0	0	60.8	29.5	94.9			
Phenol	130	10	200.0	0	63.0	30.6	119			
Pyrene	83	10	100.0	0	83.5	26.2	120			
1,2,4-Trichlorobenzene	66	10	100.0	0	66.0	39.9	125			
Surr: 2-Fluorophenol	140		200.0		70.0	15	123			
Surr: Phenol-d5	110		200.0		57.4	4.13	124			
Surr: 2,4,6-Tribromophenol	140		200.0		69.3	18.4	134			
Surr: Nitrobenzene-d5	74		100.0		74.0	28.8	134			
Surr: 2-Fluorobiphenyl	66		100.0		66.4	35.9	125			
Surr: 4-Terphenyl-d14	74		100.0		73.7	15	146			

Qualifiers:
- * Value exceeds Maximum Contaminant Level.
- D Sample Diluted Due to Matrix
- H Holding times for preparation or analysis exceeded
- ND Not Detected at the Reporting Limit
- R RPD outside accepted recovery limits
- S % Recovery outside of range due to dilution or matrix
- B Analyte detected in the associated Method Blank
- E Value above quantitation range
- J Analyte detected below quantitation limits
- P Sample pH Not In Range
- RL Reporting Detection Limit
- W Sample container temperature is out of limit as specified

QC SUMMARY REPORT
Hall Environmental Analysis Laboratory, Inc.

WO#: 1610169
12-Oct-16

Client: Western Refining Southwest, Inc.
Project: WDW #2

Sample ID: mb-27882 | SampType: MBLK | TestCode: EPA Method 8270C: Semivolatiles
Client ID: PBW | Batch ID: 27882 | RunNo: 37716
Prep Date: 10/4/2016 | Analysis Date: 10/5/2016 | SeqNo: 1174799 | Units: µg/L

Analyte	Result	PQL	SPK value	SPK Ref Val	%REC	LowLimit	HighLimit	%RPD	RPDLimit	Qual
2,4-Dinitrotoluene	ND	10								
2,6-Dinitrotoluene	ND	10								
Fluoranthene	ND	10								
Fluorene	ND	10								
Hexachlorobenzene	ND	10								
Hexachlorobutadiene	ND	10								
Hexachlorocyclopentadiene	ND	10								
Hexachloroethane	ND	10								
Indeno(1,2,3-cd)pyrene	ND	10								
Isophorone	ND	10								
1-Methylnaphthalene	ND	10								
2-Methylnaphthalene	ND	10								
2-Methylphenol	ND	10								
3+4-Methylphenol	ND	10								
N-Nitrosodi-n-propylamine	ND	10								
N-Nitrosodimethylamine	ND	10								
N-Nitrosodiphenylamine	ND	10								
Naphthalene	ND	10								
2-Nitroaniline	ND	10								
3-Nitroaniline	ND	10								
4-Nitroaniline	ND	10								
Nitrobenzene	ND	10								
2-Nitrophenol	ND	10								
4-Nitrophenol	ND	10								
Pentachlorophenol	ND	20								
Phenanthrene	ND	10								
Phenol	ND	10								
Pyrene	ND	10								
Pyridine	ND	10								
1,2,4-Trichlorobenzene	ND	10								
2,4,5-Trichlorophenol	ND	10								
2,4,6-Trichlorophenol	ND	10								
Surr: 2-Fluorophenol	120		200.0		60.4	15	123			
Surr: Phenol-d5	88		200.0		44.0	4.19	124			
Surr: 2,4,6-Tribromophenol	170		200.0		84.8	16.4	134			
Surr: Nitrobenzene-d5	71		100.0		71.0	28.8	134			
Surr: 2-Fluorobiphenyl	58		100.0		57.8	35.9	125			
Surr: 4-Terphenyl-d14	80		100.0		80.1	15	146			

Qualifiers:
- * Value exceeds Maximum Contaminant Level.
- D Sample Diluted Due to Matrix
- H Holding times for preparation or analysis exceeded
- ND Not Detected at the Reporting Limit
- R RPD outside accepted recovery limits
- S % Recovery outside of range due to dilution or matrix
- B Analyte detected in the associated Method Blank
- E Value above quantitation range
- J Analyte detected below quantitation limits
- P Sample pH Not In Range
- RL Reporting Detection Limit
- W Sample container temperature is out of limit as specified

QC SUMMARY REPORT
Hall Environmental Analysis Laboratory, Inc.

WO#: 1610169
12-Oct-16

Client: Western Refining Southwest, Inc.
Project: WDW #2

Sample ID: mb-27882 | SampType: MBLK | TestCode: EPA Method 8270C: Semivolatiles
Client ID: PBW | Batch ID: 27882 | RunNo: 37716
Prep Date: 10/4/2016 | Analysis Date: 10/5/2016 | SeqNo: 1174799 | Units: µg/L

Analyte	Result	PQL	SPK value	SPK Ref Val	%REC	LowLimit	HighLimit	%RPD	RPDLimit	Qual
Acenaphthene	ND	10								
Acenaphthylene	ND	10								
Aniline	ND	10								
Anthracene	ND	10								
Azobenzene	ND	10								
Benz(a)anthracene	ND	10								
Benzo(a)pyrene	ND	10								
Benzo(b)fluoranthene	ND	10								
Benzo(g,h,i)perylene	ND	10								
Benzo(k)fluoranthene	ND	10								
Benzoic acid	ND	20								
Benzyl alcohol	ND	10								
Bis(2-chloroethoxy)methane	ND	10								
Bis(2-chloroethyl)ether	ND	10								
Bis(2-chloroisopropyl)ether	ND	10								
Bis(2-ethylhexyl)phthalate	ND	10								
4-Bromophenyl phenyl ether	ND	10								
Butyl benzyl phthalate	ND	10								
Carbazole	ND	10								
4-Chloro-3-methylphenol	ND	10								
4-Chloroaniline	ND	10								
2-Chloronaphthalene	ND	10								
2-Chlorophenol	ND	10								
4-Chlorophenyl phenyl ether	ND	10								
Chrysene	ND	10								
Di-n-butyl phthalate	ND	10								
Di-n-octyl phthalate	ND	10								
Dibenz(a,h)anthracene	ND	10								
Dibenzofuran	ND	10								
1,2-Dichlorobenzene	ND	10								
1,3-Dichlorobenzene	ND	10								
1,4-Dichlorobenzene	ND	10								
3,3'-Dichlorobenzidine	ND	10								
Diethyl phthalate	ND	10								
Dimethyl phthalate	ND	10								
2,4-Dichlorophenol	ND	20								
2,4-Dimethylphenol	ND	10								
4,6-Dinitro-2-methylphenol	ND	20								
2,4-Dinitrophenol	ND	20								

Qualifiers:
- * Value exceeds Maximum Contaminant Level.
- D Sample Diluted Due to Matrix
- H Holding times for preparation or analysis exceeded
- ND Not Detected at the Reporting Limit
- R RPD outside accepted recovery limits
- S % Recovery outside of range due to dilution or matrix
- B Analyte detected in the associated Method Blank
- E Value above quantitation range
- J Analyte detected below quantitation limits
- P Sample pH Not In Range
- RL Reporting Detection Limit
- W Sample container temperature is out of limit as specified

QC SUMMARY REPORT
Hall Environmental Analysis Laboratory, Inc.

WO#: 1610169
12-Oct-16

Client: Western Refining Southwest, Inc.
Project: WDW #2

Sample ID: rb | SampType: MBLK | TestCode: EPA Method 8260B: VOLATILES
Client ID: PBW | Batch ID: R37747 | RunNo: 37747
Prep Date: | Analysis Date: 10/6/2016 | SeqNo: 1176326 | Units: µg/L

Analyte	Result	PQL	SPK value	SPK Ref Val	%REC	LowLimit	HighLimit	%RPD	RPDLimit	Qual
Vinyl chloride	ND	1.0								
Xylenes, Total	ND	1.5								
Surr: 1,2-Dichloroethane-d4	9.8		10.00		98.1	70	130			
Surr: 4-Bromofluorobenzene	10		10.00		100	70	130			
Surr: Dibromofluoromethane	11		10.00		109	70	130			
Surr: Toluene-d8	8.8		10.00		87.9	70	130			

Sample ID: 1610169-001ams | SampType: MS | TestCode: EPA Method 8260B: VOLATILES
Client ID: North Evaporation | Batch ID: R37747 | RunNo: 37747
Prep Date: | Analysis Date: 10/6/2016 | SeqNo: 1176350 | Units: µg/L

Analyte	Result	PQL	SPK value	SPK Ref Val	%REC	LowLimit	HighLimit	%RPD	RPDLimit	Qual
Benzene	240	10	200.0	0	122	70	130			D
Toluene	190	10	200.0	0	95.1	70	130			D
Chlorobenzene	180	10	200.0	0	92.3	70	130			D
1,1-Dichloroethene	230	10	200.0	0	114	70	130			D
Trichloroethene (TCE)	190	10	200.0	0	95.6	70	130			D
Surr: 1,2-Dichloroethane-d4	110		100.0		107	70	130			D
Surr: 4-Bromofluorobenzene	100		100.0		99.6	70	130			D
Surr: Dibromofluoromethane	100		100.0		104	70	130			D
Surr: Toluene-d8	92		100.0		91.7	70	130			D

Sample ID: 1610169-001amsd | SampType: MSD | TestCode: EPA Method 8260B: VOLATILES
Client ID: North Evaporation | Batch ID: R37747 | RunNo: 37747
Prep Date: | Analysis Date: 10/6/2016 | SeqNo: 1176351 | Units: µg/L

Analyte	Result	PQL	SPK value	SPK Ref Val	%REC	LowLimit	HighLimit	%RPD	RPDLimit	Qual
Benzene	240	10	200.0	0	118	70	130	3.48	20	D
Toluene	180	10	200.0	0	90.5	70	130	4.92	20	D
Chlorobenzene	180	10	200.0	0	89.4	70	130	3.16	20	D
1,1-Dichloroethene	210	10	200.0	0	105	70	130	8.26	20	D
Trichloroethene (TCE)	180	10	200.0	0	91.9	70	130	3.87	20	D
Surr: 1,2-Dichloroethane-d4	95		100.0		94.6	70	130	0	0	D
Surr: 4-Bromofluorobenzene	99		100.0		99.2	70	130	0	0	D
Surr: Dibromofluoromethane	100		100.0		102	70	130	0	0	D
Surr: Toluene-d8	92		100.0		92.1	70	130	0	0	D

Qualifiers:
- * Value exceeds Maximum Contaminant Level.
- D Sample Diluted Due to Matrix
- H Holding times for preparation or analysis exceeded
- ND Not Detected at the Reporting Limit
- R RPD outside accepted recovery limits
- S % Recovery outside of range due to dilution or matrix
- B Analyte detected in the associated Method Blank
- E Value above quantitation range
- J Analyte detected below quantitation limits
- P Sample pH Not In Range
- RL Reporting Detection Limit
- W Sample container temperature is out of limit as specified

QC SUMMARY REPORT
Hall Environmental Analysis Laboratory, Inc.

WO#: 1610169
12-Oct-16

Client: Western Refining Southwest, Inc.
Project: WDW #2

Sample ID: rb | SampType: MBLK | TestCode: EPA Method 8260B: VOLATILES
Client ID: PBW | Batch ID: R37747 | RunNo: 37747
Prep Date: | Analysis Date: 10/6/2016 | SeqNo: 1176326 | Units: µg/L

Analyte	Result	PQL	SPK value	SPK Ref Val	%REC	LowLimit	HighLimit	%RPD	RPDLimit	Qual
4-Chlorotoluene	ND	1.0								
cis-1,2-DCE	ND	1.0								
cis-1,3-Dichloropropene	ND	1.0								
1,2-Dibromo-3-chloropropane	ND	2.0								
Dibromochloromethane	ND	1.0								
Dibromomethane	ND	1.0								
1,2-Dichlorobenzene	ND	1.0								
1,3-Dichlorobenzene	ND	1.0								
1,4-Dichlorobenzene	ND	1.0								
Dichlorodifluoromethane	ND	1.0								
1,1-Dichloroethane	ND	1.0								
1,1-Dichloroethene	ND	1.0								
1,2-Dichloropropane	ND	1.0								
1,3-Dichloropropane	ND	1.0								
2,2-Dichloropropane	ND	2.0								
1,1-Dichloropropene	ND	1.0								
Hexachlorobutadiene	ND	1.0								
2-Hexanone	ND	10								
Isopropylbenzene	ND	1.0								
4-Isopropyltoluene	ND	1.0								
4-Methyl-2-pentanone	ND	10								
Methylene Chloride	ND	3.0								
n-Butylbenzene	ND	3.0								
n-Propylbenzene	ND	1.0								
sec-Butylbenzene	ND	1.0								
Styrene	ND	1.0								
tert-Butylbenzene	ND	1.0								
1,1,1,2-Tetrachloroethane	ND	1.0								
1,1,2,2-Tetrachloroethane	ND	2.0								
Tetrachloroethene (PCE)	ND	1.0								
trans-1,2-DCE	ND	1.0								
trans-1,3-Dichloropropene	ND	1.0								
1,2,3-Trichlorobenzene	ND	1.0								
1,2,4-Trichlorobenzene	ND	1.0								
1,1,1-Trichloroethane	ND	1.0								
1,1,2-Trichloroethane	ND	1.0								
Trichloroethene (TCE)	ND	1.0								
Trichlorofluoromethane	ND	1.0								
1,2,3-Trichloropropane	ND	2.0								

Qualifiers:
- * Value exceeds Maximum Contaminant Level.
- D Sample Diluted Due to Matrix
- H Holding times for preparation or analysis exceeded
- ND Not Detected at the Reporting Limit
- R RPD outside accepted recovery limits
- S % Recovery outside of range due to dilution or matrix
- B Analyte detected in the associated Method Blank
- E Value above quantitation range
- J Analyte detected below quantitation limits
- P Sample pH Not In Range
- RL Reporting Detection Limit
- W Sample container temperature is out of limit as specified

QC SUMMARY REPORT

Hall Environmental Analysis Laboratory, Inc.

WO#: 1610169
12-Oct-16

Client: Western Refining Southwest, Inc.
Project: W1JW #2

Sample ID 100ng lcs	SampType: LCS		TestCode: EPA Method 8260B: VOLATILES							
Client ID: LCSW	Batch ID: R37747		RunNo: 37747							
Prep Date:	Analysis Date: 10/6/2016		SeqNo: 1176325			Units: µg/L				
Analyte	Result	PQL	SPK value	SPK Ref Val	%REC	LowLimit	HighLimit	%RPD	RPDLimit	Qual
Benzene	23	1.0	20.00	0	113	70	130			
Toluene	19	1.0	20.00	0	93.7	70	130			
Chlorobenzene	18	1.0	20.00	0	89.4	70	130			
1,1-Dichloroethene	20	1.0	20.00	0	101	70	130			
Trichloroethene (TCE)	18	1.0	20.00	0	92.0	70	130			
Surr: 1,2-Dichloroethane-d4	9.4		10.00		93.9	70	130			
Surr: 4-Bromofluorobenzene	10		10.00		101	70	130			
Surr: Dibromofluoromethane	9.9		10.00		97.8	70	130			
Surr: Toluene-d8	9.0		10.00		89.9	70	130			

Sample ID rb	SampType: MBLK		TestCode: EPA Method 8260B: VOLATILES							
Client ID: PBW	Batch ID: R37747		RunNo: 37747							
Prep Date:	Analysis Date: 10/6/2016		SeqNo: 1176326			Units: µg/L				
Analyte	Result	PQL	SPK value	SPK Ref Val	%REC	LowLimit	HighLimit	%RPD	RPDLimit	Qual
Benzene	ND	1.0								
Toluene	ND	1.0								
Ethylbenzene	ND	1.0								
Methyl tert-butyl ether (MTBE)	ND	1.0								
1,2,4-Trimethylbenzene	ND	1.0								
1,3,5-Trimethylbenzene	ND	1.0								
1,2-Dichloroethane (EDC)	ND	1.0								
1,2-Dibromoethane (EDB)	ND	1.0								
Naphthalene	ND	2.0								
1-Methylnaphthalene	ND	4.0								
2-Methylnaphthalene	ND	4.0								
Acetone	ND	10								
Bromobenzene	ND	1.0								
Bromodichloromethane	ND	1.0								
Bromoform	ND	1.0								
Bromomethane	ND	3.0								
2-Butanone	ND	10								
Carbon disulfide	ND	10								
Carbon Tetrachloride	ND	1.0								
Chlorobenzene	ND	1.0								
Chloroethane	ND	2.0								
Chloroform	ND	1.0								
Chloromethane	ND	3.0								
2-Chlorotoluene	ND	1.0								

Qualifiers:

- * Value exceeds Maximum Contaminant Level
- D Sample Diluted Due to Matrix
- H Holding times for preparation or analysis exceeded
- ND Not Detected at the Reporting Limit
- R RPD outside accepted recovery limits
- S % Recovery outside of range due to dilution or matrix
- B Analyte detected in the associated Method Blank
- E Value above quantitation range
- J Analyte detected below quantitation limits
- P Sample pH Not In Range
- RL Reporting Detection Limit
- W Sample container temperature is out of limit as specified

GLOSSARY OF TERMS

ONE LAB. NATIONWIDE.

Abbreviations and Definitions

SDG	Sample Delivery Group.
MDL	Method Detection Limit.
RDL	Reported Detection Limit.
ND	Not detected at the Reporting Limit (or MDL where applicable).
U	Not detected at the Reporting Limit (or MDL where applicable).
RPD	Relative Percent Difference.
Original Sample	The non-spiked sample in the prep batch used to determine the Relative Percent Difference (RPD) from a quality control sample. The Original Sample may not be included within the reported SDG.
Rec.	Recovery.

Qualifier	Description

The remainder of this page intentionally left blank, there are no qualifiers applied to this SDG.

ACCOUNT: Hall Environmental Analysis Laboratory | PROJECT: | SDG: L86449 | DATE/TIME: 10/10/16 14:42

Tr Ss Ch Sv Qc Gl Al Sc

ONE LAB. NATIONWIDE.

QUALITY CONTROL SUMMARY

L86449-01

WG914883
Wet Chemistry by Method 9221B/1A

L86420-02 Original Sample (OS) • Duplicate (DUP)

(DS) L86420-02 10/07/16 16:49 • (DUP) WG914883-3 10/07/16 16:49

Analyte	Original Result	DUP Result	Dilution	DUP RPD	DUP Qualifier	DUP RPD Limits
	mg/l	mg/l		%		%
Flashpoint	151	157	1	1.27		20

L86420-04 Original Sample (OS) • Duplicate (DUP)

(OS) L86420-04 10/07/16 16:49 • (DUP) WG914883-4 10/07/16 16:49

Analyte	Original Result	DUP Result	Dilution	DUP RPD	DUP Qualifier	DUP RPD Limits
	mg/l	mg/l		%		%
Flashpoint	709	709	1	0.000		20

Laboratory Control Sample (LCS) • Laboratory Control Sample Duplicate (LCSD)

(LCS) WG914883-1 10/07/16 16:49 • (LCSD) WG914883-2 10/07/16 16:49

Analyte	Spike Amount	LCS Result	LCSD Result	LCS Rec.	LCSD Rec.	Rec. Limits	LCS Qualifier	LCSD Qualifier	RPD	RPD Limits
	mg/l	mg/l	mg/l	%	%	%			%	%
Flashpoint	820	821.8	821	100	100	96-104			0.000	2

ACCOUNT: Hall Environmental Analysis Laboratory | PROJECT: | SDG: L86449 | DATE/TIME: 10/10/16 14:49

Tr Ss Ch Sv Qc Gl Al Sc

ONE LAB. NATIONWIDE.

QUALITY CONTROL SUMMARY

L86449-01

WG913957
Wet Chemistry by Method 9040C

L86356-03 Original Sample (OS) • Duplicate (DUP)

(OS) L86356-03 10/07/16 14:35 • (DUP) WG913957-3 10/07/16 14:35

Analyte	Original Result	DUP Result	Dilution	DUP RPD	DUP Qualifier	DUP RPD Limits
				%		%
Corrosivity	Non-Corrosive	Non-Corrosive	1	0.000		10

Laboratory Control Sample (LCS) • Laboratory Control Sample Duplicate (LCSD)

(LCS) WG913957-1 10/07/16 14:33 • (LCSD) WG913957-2 10/07/16 14:33

Analyte	Spike Amount	LCS Result	LCSD Result	LCS Rec.	LCSD Rec.	Rec. Limits	LCS Qualifier	LCSD Qualifier	RPD	RPD Limits
				%	%	%			%	%
Corrosivity	6.8	6.95	6.95	101	101	98-102			0.000	10

ACCOUNT: Hall Environmental Analysis Laboratory | PROJECT: | SDG: L86449 | DATE/TIME: 10/10/16 14:49

ONE LAB. NATIONWIDE

QUALITY CONTROL SUMMARY

L864149-01

WG915704

Wet Chemistry by Method 9014-9030B

Method Blank (MB)

(MB) R3569841 10/06/16 10:52

Analyte	MB Result	MB Qualifier	MB MDL	MB RDL
	mg/l		mg/l	mg/l
Reactive Sulfide	U		0.00859	0.0500

Laboratory Control Sample (LCS) - Laboratory Control Sample Duplicate (LCSD)

(LCS) R3569841-2 10/06/16 10:52 - (LCSD) R3569841-3 10/06/16 10:52

Analyte	Spike Amount	LCS Result	LCSD Result	LCS Rec.	LCSD Rec.	Rec Limits	LCS Qualifier	LCSD Qualifier	RPD	RPD Limits
	mg/l	mg/l	mg/l	%	%	%			%	%
Reactive Sulfide	0.500	0.541	0.540	108	108	85-115			0.000	20

ACCOUNT: Hall Environmental Analysis Laboratory

PROJECT:

SDG: L864149

DATE/TIME: 10/06/16 14:49

ONE LAB. NATIONWIDE

QUALITY CONTROL SUMMARY

L864149-01

WG914879

Wet Chemistry by Method 9012 B

Method Blank (MB)

(MB) R3568794-2 10/06/16 21:49

Analyte	MB Result	MB Qualifier	MB MDL	MB RDL
	mg/l		mg/l	mg/l
Reactive Cyanide	U		0.00100	0.00500

L864149-01 Original Sample (OS) • Duplicate (DUP)

(OS) L864149-01 10/06/16 23:48 • (DUP) R3568794-5 10/06/16 23:49

Analyte	Original Result	DUP Result	Dilution	DUP RPD	DUP Qualifier	DUP RPD Limits
	mg/l	mg/l		%		%
Reactive Cyanide	ND	ND	1	0.000		20

Laboratory Control Sample (LCS) • Laboratory Control Sample Duplicate (LCSD)

(LCS) R3568794-3 10/06/16 21:49 • (LCSD) R3568794-4 10/06/16 21:50

Analyte	Spike Amount	LCS Result	LCSD Result	LCS Rec.	LCSD Rec.	Rec. Limits	LCS Qualifier	LCSD Qualifier	RPD	RPD Limits
	mg/l	mg/l	mg/l	%	%	%			%	%
Reactive Cyanide	0.500	[illegible]	[illegible]	92.0	99.0	85-115			7.00	20

ACCOUNT: Hall Environmental Analysis Laboratory

PROJECT:

SDG: L864149

DATE/TIME: 10/06/16 14:49

1610169-0010 NORTH EVAPORATION POND

Collected Date/Time: 10/04/16 14:05

SAMPLE RESULTS - 01

L864149

ONE LAB. NATIONWIDE

Wet Chemistry by Method 9012 B

Analyte	Result	Qualifier	RDL	Dilution	Analysis date / time	Batch
	mg/l		mg/l			
Reactive Cyanide	ND		0.00500	1	10/06/2016 23:48	WG914879

Wet Chemistry by Method 9034-9030B

Analyte	Result	Qualifier	RDL	Dilution	Analysis date / time	Batch
	mg/l		mg/l			
Reactive Sulfide	ND		0.0500	1	10/10/2016 10:57	WG915704

Wet Chemistry by Method 9040C

Analyte	Result	Qualifier	Dilution	Analysis date / time	Batch
Corrosivity	Non-Corrosive		1	10/07/2016 14:35	WG913957

Wet Chemistry by Method D93/1010A

Analyte	Result	Qualifier	Dilution	Analysis date / time	Batch
	deg F				
Flashpoint	ONE at 150 F		1	10/07/2016 10:48	WG913883

Tc
Ss
Cn
S
Qc
Gl
Al
Sc

ACCOUNT: Hall Environmental Analysis Laboratory

PROJECT:

SDG: L864149

DATE/TIME: 10/12/16 11:48

Analytical Report
Lab Order **1610169**
Date Reported: **10/12/2016**

Hall Environmental Analysis Laboratory, Inc.

CLIENT: Western Refining Southwest, Inc.
Project: WDW #2
Lab ID: 1610169-001
Matrix: AQUEOUS

Client Sample ID: North Evaporation Pond
Collection Date: 10/4/2016 2:05:00 PM
Received Date: 10/5/2016 7:15:00 AM

Analyses	Result	PQL	Qual	Units	DF	Date Analyzed	Batch
EPA METHOD 8260B: VOLATILES							Analyst: AG
Surr: Dibromofluoromethane	106	70-130	D	%Rec	10	10/8/2016 2:37:28 PM	R37747
Surr: Toluene-d8	93.9	70-130	D	%Rec	10	10/8/2016 2:37:28 PM	R37747

Refer to the QC Summary report and sample login checklist for flagged QC data and preservation information.

Qualifiers:

- * Value exceeds Maximum Contaminant Level.
- D Sample Diluted Due to Matrix
- H Holding times for preparation or analysis exceeded
- ND Not Detected at the Reporting Limit
- R RPD outside accepted recovery limits
- S % Recovery outside of range due to dilution or matrix
- B Analyte detected in the associated Method Blank
- E Value above quantitation range
- J Analyte detected below quantitation limits
- P Sample pH Not In Range
- RL Reporting Detection Limit
- W Sample container temperature is out of limit as specified

Hall Environmental Analysis Laboratory, Inc.

CLIENT: Western Refining Southwest, Inc.
Project: WDW #2
Lab ID: 1610169-001 **Matrix:** AQUEOUS

Client Sample ID: North Evaporation Pond
Collection Date: 10/4/2016 2:05:00 PM
Received Date: 10/5/2016 7:15:00 AM

Analyses	Result	PQL	Qual	Units	DF	Date Analyzed	Batch
EPA METHOD 8260B: VOLATILES							Analyst: AG
Dibromochloromethane	ND	10	D	µg/L	10	10/6/2016 2:37:28 PM	R37747
Dibromomethane	ND	10	D	µg/L	10	10/6/2016 2:37:28 PM	R37747
1,2-Dichlorobenzene	ND	10	D	µg/L	10	10/6/2016 2:37:28 PM	R37747
1,3-Dichlorobenzene	ND	10	D	µg/L	10	10/6/2016 2:37:28 PM	R37747
1,4-Dichlorobenzene	ND	10	D	µg/L	10	10/6/2016 2:37:28 PM	R37747
Dichlorodifluoromethane	ND	10	D	µg/L	10	10/6/2016 2:37:28 PM	R37747
1,1-Dichloroethane	ND	10	D	µg/L	10	10/6/2016 2:37:28 PM	R37747
1,1-Dichloroethene	ND	10	D	µg/L	10	10/6/2016 2:37:28 PM	R37747
1,2-Dichloropropane	ND	10	D	µg/L	10	10/6/2016 2:37:28 PM	R37747
1,3-Dichloropropane	ND	10	D	µg/L	10	10/6/2016 2:37:28 PM	R37747
2,2-Dichloropropane	ND	20	D	µg/L	10	10/6/2016 2:37:28 PM	R37747
1,1-Dichloropropene	ND	10	D	µg/L	10	10/6/2016 2:37:28 PM	R37747
Hexachlorobutadiene	ND	10	D	µg/L	10	10/6/2016 2:37:28 PM	R37747
2-Hexanone	ND	100	D	µg/L	10	10/6/2016 2:37:28 PM	R37747
Isopropylbenzene	ND	10	D	µg/L	10	10/6/2016 2:37:28 PM	R37747
4-Isopropyltoluene	ND	10	D	µg/L	10	10/6/2016 2:37:28 PM	R37747
4-Methyl-2-pentanone	ND	100	D	µg/L	10	10/6/2016 2:37:28 PM	R37747
Methylene Chloride	ND	30	D	µg/L	10	10/6/2016 2:37:28 PM	R37747
n-Butylbenzene	ND	30	D	µg/L	10	10/6/2016 2:37:28 PM	R37747
n-Propylbenzene	ND	10	D	µg/L	10	10/6/2016 2:37:28 PM	R37747
sec-Butylbenzene	ND	10	D	µg/L	10	10/6/2016 2:37:28 PM	R37747
Styrene	ND	10	D	µg/L	10	10/6/2016 2:37:28 PM	R37747
tert-Butylbenzene	ND	10	D	µg/L	10	10/6/2016 2:37:28 PM	R37747
1,1,1,2-Tetrachloroethane	ND	10	D	µg/L	10	10/6/2016 2:37:28 PM	R37747
1,1,2,2-Tetrachloroethane	ND	20	D	µg/L	10	10/6/2016 2:37:28 PM	R37747
Tetrachloroethene (PCE)	ND	10	D	µg/L	10	10/6/2016 2:37:28 PM	R37747
trans-1,2-DCE	ND	10	D	µg/L	10	10/6/2016 2:37:28 PM	R37747
trans-1,3-Dichloropropene	ND	10	D	µg/L	10	10/6/2016 2:37:28 PM	R37747
1,2,3-Trichlorobenzene	ND	10	D	µg/L	10	10/6/2016 2:37:28 PM	R37747
1,2,4-Trichlorobenzene	ND	10	D	µg/L	10	10/6/2016 2:37:28 PM	R37747
1,1,1-Trichloroethane	ND	10	D	µg/L	10	10/6/2016 2:37:28 PM	R37747
1,1,2-Trichloroethane	ND	10	D	µg/L	10	10/6/2016 2:37:28 PM	R37747
Trichloroethene (TCE)	ND	10	D	µg/L	10	10/6/2016 2:37:28 PM	R37747
Trichlorofluoromethane	ND	10	D	µg/L	10	10/6/2016 2:37:28 PM	R37747
1,2,3-Trichloropropane	ND	20	D	µg/L	10	10/6/2016 2:37:28 PM	R37747
Vinyl chloride	ND	10	D	µg/L	10	10/6/2016 2:37:28 PM	R37747
Xylenes, Total	ND	15	D	µg/L	10	10/6/2016 2:37:28 PM	R37747
Surr: 1,2-Dichloroethane-d4	98.2	70-130	D	%Rec	10	10/6/2016 2:37:28 PM	R37747
Surr: 4-Bromofluorobenzene	99.7	70-130	D	%Rec	10	10/6/2016 2:37:28 PM	R37747

Refer to the QC Summary report and sample login checklist for flagged QC data and preservation information.

Qualifiers:
- * Value exceeds Maximum Contaminant Level.
- D Sample Diluted Due to Matrix
- H Holding times for preparation or analysis exceeded
- ND Not Detected at the Reporting Limit
- R RPD outside accepted recovery limits
- S % Recovery outside of range due to dilution or matrix
- B Analyte detected in the associated Method Blank
- E Value above quantitation range
- J Analyte detected below quantitation limits
- P Sample pH Not In Range
- RL Reporting Detection Limit
- W Sample container temperature is out of limit as specified

Hall Environmental Analysis Laboratory, Inc.

CLIENT: Western Refining Southwest, Inc.
Project: WDW #2
Lab ID: 1610169-001 **Matrix:** AQUEOUS

Client Sample ID: North Evaporation Pond
Collection Date: 10/4/2016 2:05:00 PM
Received Date: 10/5/2016 7:15:00 AM

Analyses	Result	PQL	Qual	Units	DF	Date Analyzed	Batch
EPA METHOD 8270C: SEMIVOLATILES							Analyst: DAM
Pyrene	ND	20	D	µg/L	1	10/5/2016 6:47:47 PM	27882
1,2,4-Trichlorobenzene	ND	20	D	µg/L	1	10/5/2016 6:47:47 PM	27882
2,4,5-Trichlorophenol	ND	20	D	µg/L	1	10/5/2016 6:47:47 PM	27882
2,4,6-Trichlorophenol	ND	20	D	µg/L	1	10/5/2016 6:47:47 PM	27882
Surr: 2-Fluorophenol	44.7	15-123	D	%Rec	1	10/5/2016 6:47:47 PM	27882
Surr: Phenol-d5	33.0	15-124	D	%Rec	1	10/5/2016 6:47:47 PM	27882
Surr: 2,4,6-Tribromophenol	62.9	16.4-134	D	%Rec	1	10/5/2016 6:47:47 PM	27882
Surr: Nitrobenzene-d5	56.9	28.8-134	D	%Rec	1	10/5/2016 6:47:47 PM	27882
Surr: 2-Fluorobiphenyl	47.4	35.9-125	D	%Rec	1	10/5/2016 6:47:47 PM	27882
Surr: 4-Terphenyl-d14	47.1	15-146	D	%Rec	1	10/5/2016 6:47:47 PM	27882
EPA METHOD 8260B: VOLATILES							Analyst: AG
Benzene	ND	10	D	µg/L	10	10/6/2016 2:37:28 PM	R37747
Toluene	ND	10	D	µg/L	10	10/6/2016 2:37:28 PM	R37747
Ethylbenzene	ND	10	D	µg/L	10	10/6/2016 2:37:28 PM	R37747
Methyl tert-butyl ether (MTBE)	ND	10	D	µg/L	10	10/6/2016 2:37:28 PM	R37747
1,3,4-Trimethylbenzene	ND	10	D	µg/L	10	10/6/2016 2:37:28 PM	R37747
1,3,5-Trimethylbenzene	ND	10	D	µg/L	10	10/6/2016 2:37:28 PM	R37747
1,2-Dichloroethane (EDC)	ND	10	D	µg/L	10	10/6/2016 2:37:28 PM	R37747
1,2-Dibromoethane (EDB)	ND	10	D	µg/L	10	10/6/2016 2:37:28 PM	R37747
Naphthalene	ND	20	D	µg/L	10	10/6/2016 2:37:28 PM	R37747
1-Methylnaphthalene	ND	40	D	µg/L	10	10/6/2016 2:37:28 PM	R37747
2-Methylnaphthalene	ND	40	D	µg/L	10	10/6/2016 2:37:28 PM	R37747
Acetone	ND	100	D	µg/L	10	10/6/2016 2:37:28 PM	R37747
Bromobenzene	ND	10	D	µg/L	10	10/6/2016 2:37:28 PM	R37747
Bromodichloromethane	ND	10	D	µg/L	10	10/6/2016 2:37:28 PM	R37747
Bromoform	ND	10	D	µg/L	10	10/6/2016 2:37:28 PM	R37747
Bromomethane	ND	30	D	µg/L	10	10/6/2016 2:37:28 PM	R37747
2-Butanone	ND	100	D	µg/L	10	10/6/2016 2:37:28 PM	R37747
Carbon disulfide	ND	100	D	µg/L	10	10/6/2016 2:37:28 PM	R37747
Carbon Tetrachloride	ND	10	D	µg/L	10	10/6/2016 2:37:28 PM	R37747
Chlorobenzene	ND	10	D	µg/L	10	10/6/2016 2:37:28 PM	R37747
Chloroethane	ND	20	D	µg/L	10	10/6/2016 2:37:28 PM	R37747
Chloroform	ND	10	D	µg/L	10	10/6/2016 2:37:28 PM	R37747
Chloromethane	ND	30	D	µg/L	10	10/6/2016 2:37:28 PM	R37747
2-Chlorotoluene	ND	10	D	µg/L	10	10/6/2016 2:37:28 PM	R37747
4-Chlorotoluene	ND	10	D	µg/L	10	10/6/2016 2:37:28 PM	R37747
cis-1,2-DCE	ND	10	D	µg/L	10	10/6/2016 2:37:28 PM	R37747
cis-1,3-Dichloropropene	ND	10	D	µg/L	10	10/6/2016 2:37:28 PM	R37747
1,2-Dibromo-3-chloropropane	ND	20	D	µg/L	10	10/6/2016 2:37:28 PM	R37747

Refer to the QC Summary report and sample login checklist for flagged QC data and preservation information.

Qualifiers:
- * Value exceeds Maximum Contaminant Level.
- D Sample Diluted Due to Matrix
- H Holding times for preparation or analysis exceeded
- ND Not Detected at the Reporting Limit
- R RPD outside accepted recovery limits
- S % Recovery outside of range due to dilution or matrix
- B Analyte detected in the associated Method Blank
- E Value above quantitation range
- J Analyte detected below quantitation limits
- P Sample pH Not In Range
- RL Reporting Detection Limit
- W Sample container temperature is out of limit as specified

Hall Environmental Analysis Laboratory, Inc.

CLIENT: Western Refining Southwest, Inc.
Project: WDW #2
Lab ID: 1610169-001 **Matrix:** AQUEOUS

Client Sample ID: North Evaporation Pond
Collection Date: 10/4/2016 2:05:00 PM
Received Date: 10/5/2016 7:15:00 AM

Analyses	Result	PQL	Qual	Units	DF	Date Analyzed	Batch
EPA METHOD 8270C: SEMIVOLATILES							Analyst: DAM
Dibenzofuran	ND	20	D	µg/L	1	10/5/2016 6:47:47 PM	27882
1,2-Dichlorobenzene	ND	20	D	µg/L	1	10/5/2016 6:47:47 PM	27882
1,3-Dichlorobenzene	ND	20	D	µg/L	1	10/5/2016 6:47:47 PM	27882
1,4-Dichlorobenzene	ND	20	D	µg/L	1	10/5/2016 6:47:47 PM	27882
3,3'-Dichlorobenzidine	ND	20	D	µg/L	1	10/5/2016 6:47:47 PM	27882
Diethyl phthalate	ND	20	D	µg/L	1	10/5/2016 6:47:47 PM	27882
Dimethyl phthalate	ND	20	D	µg/L	1	10/5/2016 6:47:47 PM	27882
2,4-Dichlorophenol	ND	40	D	µg/L	1	10/5/2016 6:47:47 PM	27882
2,4-Dimethylphenol	ND	20	D	µg/L	1	10/5/2016 6:47:47 PM	27882
4,6-Dinitro-2-methylphenol	ND	40	D	µg/L	1	10/5/2016 6:47:47 PM	27882
2,4-Dinitrophenol	ND	40	D	µg/L	1	10/5/2016 6:47:47 PM	27882
2,4-Dinitrotoluene	ND	20	D	µg/L	1	10/5/2016 6:47:47 PM	27882
2,6-Dinitrotoluene	ND	20	D	µg/L	1	10/5/2016 6:47:47 PM	27882
Fluoranthene	ND	20	D	µg/L	1	10/5/2016 6:47:47 PM	27882
Fluorene	ND	20	D	µg/L	1	10/5/2016 6:47:47 PM	27882
Hexachlorobenzene	ND	20	D	µg/L	1	10/5/2016 6:47:47 PM	27882
Hexachlorobutadiene	ND	20	D	µg/L	1	10/5/2016 6:47:47 PM	27882
Hexachlorocyclopentadiene	ND	20	D	µg/L	1	10/5/2016 6:47:47 PM	27882
Hexachloroethane	ND	20	D	µg/L	1	10/5/2016 6:47:47 PM	27882
Indeno(1,2,3-cd)pyrene	ND	20	D	µg/L	1	10/5/2016 6:47:47 PM	27882
Isophorone	ND	20	D	µg/L	1	10/5/2016 6:47:47 PM	27882
1-Methylnaphthalene	ND	20	D	µg/L	1	10/5/2016 6:47:47 PM	27882
2-Methylnaphthalene	ND	20	D	µg/L	1	10/5/2016 6:47:47 PM	27882
2-Methylphenol	ND	20	D	µg/L	1	10/5/2016 6:47:47 PM	27882
3+4-Methylphenol	ND	20	D	µg/L	1	10/5/2016 6:47:47 PM	27882
N-Nitrosodi-n-propylamine	ND	20	D	µg/L	1	10/5/2016 6:47:47 PM	27882
N-Nitrosodimethylamine	ND	20	D	µg/L	1	10/5/2016 6:47:47 PM	27882
N-Nitrosodiphenylamine	ND	20	D	µg/L	1	10/5/2016 6:47:47 PM	27882
Naphthalene	ND	20	D	µg/L	1	10/5/2016 6:47:47 PM	27882
2-Nitroaniline	ND	20	D	µg/L	1	10/5/2016 6:47:47 PM	27882
3-Nitroaniline	ND	20	D	µg/L	1	10/5/2016 6:47:47 PM	27882
4-Nitroaniline	ND	20	D	µg/L	1	10/5/2016 6:47:47 PM	27882
Nitrobenzene	ND	20	D	µg/L	1	10/5/2016 6:47:47 PM	27882
2-Nitrophenol	ND	20	D	µg/L	1	10/5/2016 6:47:47 PM	27882
4-Nitrophenol	ND	20	D	µg/L	1	10/5/2016 6:47:47 PM	27882
Pentachlorophenol	ND	40	D	µg/L	1	10/5/2016 6:47:47 PM	27882
Phenanthrene	ND	20	D	µg/L	1	10/5/2016 6:47:47 PM	27882
Phenol	ND	20	D	µg/L	1	10/5/2016 6:47:47 PM	27882
Pyrene	ND	20	D	µg/L	1	10/5/2016 6:47:47 PM	27882

Refer to the QC Summary report and sample login checklist for flagged QC data and preservation information.

Qualifiers:
- * Value exceeds Maximum Contaminant Level.
- D Sample Diluted Due to Matrix
- H Holding times for preparation or analysis exceeded
- ND Not Detected at the Reporting Limit
- R RPD outside accepted recovery limits
- S % Recovery outside of range due to dilution or matrix
- B Analyte detected in the associated Method Blank
- E Value above quantitation range
- J Analyte detected below quantitation limits
- P Sample pH Not In Range
- RL Reporting Detection Limit
- W Sample container temperature is out of limit as specified

Hall Environmental Analysis Laboratory, Inc.

CLIENT: Western Refining Southwest, Inc.
Project: WDW #2
Lab ID: 1610169-001 **Matrix:** AQUEOUS

Client Sample ID: North Evaporation Pond
Collection Date: 10/4/2016 2:05:00 PM
Received Date: 10/5/2016 7:15:00 AM

Analyses	Result	PQL	Qual	Units	DF	Date Analyzed	Batch
EPA METHOD 7470: MERCURY							Analyst: prof
Mercury	0.00038	0.00020		mg/L	1	10/7/2016 11:43:09 AM	27929
EPA 6010B: TOTAL RECOVERABLE METALS							Analyst: MED
Arsenic	0.027	0.020		mg/L	1	10/7/2016 3:41:56 PM	27930
Barium	4.0	0.20		mg/L	10	10/7/2016 3:48:07 PM	27930
Cadmium	ND	0.0020		mg/L	1	10/7/2016 3:41:56 PM	27930
Chromium	ND	0.0060		mg/L	1	10/7/2016 3:41:56 PM	27930
Lead	ND	0.0050		mg/L	1	10/7/2016 3:41:56 PM	27930
Selenium	ND	0.050		mg/L	1	10/7/2016 3:41:56 PM	27930
Silver	ND	0.0050		mg/L	1	10/7/2016 3:41:56 PM	27930
EPA METHOD 8270C: SEMIVOLATILES							Analyst: DAM
Acenaphthene	ND	20	D	µg/L	1	10/5/2016 6:47:47 PM	27882
Acenaphthylene	ND	20	D	µg/L	1	10/5/2016 6:47:47 PM	27882
Aniline	ND	20	D	µg/L	1	10/5/2016 6:47:47 PM	27882
Anthracene	ND	20	D	µg/L	1	10/5/2016 6:47:47 PM	27882
Azobenzene	ND	20	D	µg/L	1	10/5/2016 6:47:47 PM	27882
Benzo(a)anthracene	ND	20	D	µg/L	1	10/5/2016 6:47:47 PM	27882
Benzo(a)pyrene	ND	20	D	µg/L	1	10/5/2016 6:47:47 PM	27882
Benzo(b)fluoranthene	ND	20	D	µg/L	1	10/5/2016 6:47:47 PM	27882
Benzo(g,h,i)perylene	ND	20	D	µg/L	1	10/5/2016 6:47:47 PM	27882
Benzo(k)fluoranthene	ND	20	D	µg/L	1	10/5/2016 6:47:47 PM	27882
Benzoic acid	ND	40	D	µg/L	1	10/5/2016 6:47:47 PM	27882
Benzyl alcohol	ND	20	D	µg/L	1	10/5/2016 6:47:47 PM	27882
Bis(2-chloroethoxy)methane	ND	20	D	µg/L	1	10/5/2016 6:47:47 PM	27882
Bis(2-chloroethyl)ether	ND	20	D	µg/L	1	10/5/2016 6:47:47 PM	27882
Bis(2-chloroisopropyl)ether	ND	20	D	µg/L	1	10/5/2016 6:47:47 PM	27882
Bis(2-ethylhexyl)phthalate	ND	20	D	µg/L	1	10/5/2016 6:47:47 PM	27882
4-Bromophenyl phenyl ether	ND	20	D	µg/L	1	10/5/2016 6:47:47 PM	27882
Butyl benzyl phthalate	ND	20	D	µg/L	1	10/5/2016 6:47:47 PM	27882
Carbazole	ND	20	D	µg/L	1	10/5/2016 6:47:47 PM	27882
4-Chloro-3-methylphenol	ND	20	D	µg/L	1	10/5/2016 6:47:47 PM	27882
4-Chloroaniline	ND	20	D	µg/L	1	10/5/2016 6:47:47 PM	27882
2-Chloronaphthalene	ND	20	D	µg/L	1	10/5/2016 6:47:47 PM	27882
2-Chlorophenol	ND	20	D	µg/L	1	10/5/2016 6:47:47 PM	27882
4-Chlorophenyl phenyl ether	ND	20	D	µg/L	1	10/5/2016 6:47:47 PM	27882
Chrysene	ND	20	D	µg/L	1	10/5/2016 6:47:47 PM	27882
Di-n-butyl phthalate	ND	20	D	µg/L	1	10/5/2016 6:47:47 PM	27882
Di-n-octyl phthalate	ND	20	D	µg/L	1	10/5/2016 6:47:47 PM	27882
Dibenz(a,h)anthracene	ND	20	D	µg/L	1	10/5/2016 6:47:47 PM	27882

Refer to the QC Summary report and sample login checklist for flagged QC data and preservation information.

Qualifiers:
- * Value exceeds Maximum Contaminant Level.
- D Sample Diluted Due to Matrix
- H Holding times for preparation or analysis exceeded
- ND Not Detected at the Reporting Limit
- R RPD outside accepted recovery limits
- S % Recovery outside of range due to dilution or matrix
- B Analyte detected in the associated Method Blank
- E Value above quantitation range
- J Analyte detected below quantitation limits
- P Sample pH Not In Range
- RL Reporting Detection Limit
- W Sample container temperature is out of limit as specified

2017

District I
1625 N. French Dr., Hobbs, NM 88240
District II
811 S. First St., Artesia, NM 88210
District III
1000 Rio Brazos Road, Aztec, NM 87410
District IV
1220 S. St. Francis Dr., Santa Fe, NM 87505

State of New Mexico
Energy Minerals and Natural Resources

Oil Conservation Division
1220 South St. Francis Dr.
Santa Fe, NM 87505

Form C-138
Revised August 1, 2011

*Surface Waste Management Facility Operator and Generator shall maintain and make this documentation available for Division inspection.

REQUEST FOR APPROVAL TO ACCEPT SOLID WASTE

1. **Generator Name and Address:**
Williams Four Corners LLC, 1755 Arroyo Drive, Bloomfield, NM 87413

2. **Originating Site:**
La Jara Compressor Station

3. **Location of Material (Street Address, City, State or ULSTR):**
Unit D, Section 17, Township 30N, Range 6W
Rio Arriba County, NM

4. **Source and Description of Waste:** Non-exempt waste water (storm water runoff) from the compressor pads and other site areas.

Estimated Volume: 1000 bbls Known Volume (to be entered by the operator at the end of the haul) 16 yd³ (bbls)

5. **GENERATOR CERTIFICATION STATEMENT OF WASTE STATUS**

I, Michael Hannan, representative or authorized agent for Williams Four Corners LLC do hereby certify that according to the Resource Conservation and Recovery Act (RCRA) and the US Environmental Protection Agency's July 1988 regulatory determination, the above described waste is: (Check the appropriate classification)

☐ RCRA Exempt: Oil field wastes generated from oil and gas exploration and production operations and are not mixed with non-exempt waste. *Operator Use Only: Waste Acceptance Frequency* ☐ *Monthly* ☐ *Weekly* ☐ *Per Load*

☒ RCRA Non-Exempt: Oil field waste which is non-hazardous that does not exceed the minimum standards for waste hazardous by characteristics established in RCRA regulations, 40 CFR 261.21-261.24, or listed hazardous waste as defined in 40 CFR, part 261, subpart D, as amended. The following documentation is attached to demonstrate the above-described waste is non-hazardous: (Check the appropriate items)

☐ MSDS Information ☒ RCRA Hazardous Waste Analysis ☒ Process Knowledge ☐ Other (Provide description in Box 4)

GENERATOR 19.15.36.15 WASTE TESTING CERTIFICATION STATEMENT FOR LANDFARMS

I, Michael Hannan, representative or authorized agent for Williams Four Corners LLC authorize Industrial Ecosystems, Inc. to complete the required testing/sign the Generator Waste Testing Certification.

I, _____, representative for Aqua Moss, Inc. do hereby certify that representative samples of the oil field waste have been subjected to the paint filter test and tested for chloride content and that the samples have been found to conform to the specific requirements applicable to landfarms pursuant to Section 15 of 19.15.36 NMAC. The results of the representative samples are attached to demonstrate the above-described waste conform to the requirements of Section 15 of 19.15.36 NMAC.

5. **Transporter:**
Various

OCD Permitted Surface Waste Management Facility

Name and Facility Permit #: Aqua Moss LLC Permit # UICI-005

Address of Facility: 345 CR 350, Aztec, NM 87410, San Juan County

Method of Treatment and/or Disposal:

☐ Evaporation ☒ Injection ☐ Treating Plant ☐ Landfarm ☐ Landfill ☐ Other

Waste Acceptance Status: ☒ **APPROVED** ☐ **DENIED** (Must Be Maintained As Permanent Record)

PRINT NAME: Brook Higgins TITLE: Supervisor DATE: 12/17

SIGNATURE: _____ TELEPHONE NO.: _____

Surface Waste Management Facility Authorized Agent

ALS Environmental

10450 Stancliff Rd. Suite 210
Houston, TX 77099
T: +1 281 530 5656
F: +1 281 530 5887
www.alsglobal.com

February 24, 2017

Matt Webre
The Williams Companies, Inc.
1755 Arroyo Drive

Bloomfield, NM 87413

Work Order: **HS17020758**

Laboratory Results for: **Williams FCA Waste Water Sampling**

Dear Matt,

ALS Environmental received 4 sample(s) on Feb 17, 2017 for the analysis presented in the following report.

The analytical data provided relates directly to the samples received by ALS Environmental and for only the analysis requested. Results are expressed as "as received" unless otherwise noted.

QC sample results for this data met EPA or laboratory specifications except as noted in the Case Narrative or as noted with qualifiers in the QC batch information. Should this laboratory report need to be reproduced, it should be reproduced in full unless written approval has been obtained by ALS Environmental. Samples will be disposed in 30 days unless storage arrangements are made.

If you have any questions regarding this report, please feel free to call me.

Sincerely,

Nicole Brown

Generated By: Jumoke.Lawal
Nicole Brown
Senior Project Manager

ALS Group USA, Corp Date: 24-Feb-17

Client: The Williams Companies, Inc.
Project: Williams FCA Waste Water Sampling
Work Order: HS17020758

SAMPLE SUMMARY

Lab Samp ID	Client Sample ID	Matrix	Tag No	Collection Date	Date Received	Hold
HS17020758-01	El Cedro Compressor Station	Water		15-Feb-2017 10:15	17-Feb-2017 13:00	☐
HS17020758-02	La Jara Compressor Station	Water		15-Feb-2017 12:10	17-Feb-2017 13:00	☐
HS17020758-03	29-6 #4 CDP	Water		15-Feb-2017 13:40	17-Feb-2017 13:00	☐
HS17020758-04	Trip Blank-0921116-75	Water		15-Feb-2017 14:00	17-Feb-2017 13:00	☐

ALS Group USA, Corp Date: 24-Feb-17

Client: The Williams Companies, Inc.
Project: Williams FCA Waste Water Sampling
Work Order: HS17020758

CASE NARRATIVE

GCMS Semivolatiles by Method SW8270

Batch ID: 112495

Sample ID: **29-6 #4 CDP (HS17020758-03)**
Sample ID: **La Jara Compressor Station (HS17020758-02)**
- One or more of the GCMS semi-volatile internal standards were recovered at <50%. The sample was reanalyzed with similar results indicating a sample matrix interference.

GCMS Volatiles by Method SW8260

Batch ID: R289733

Sample ID: **HS17020640-04MS**
- MS/MSD is for an unrelated sample.

Batch ID: R289811

Sample ID: **HS17020712-05MS**
- MS/MSD is for an unrelated sample.

Batch ID: R289820

- The test results meet requirements of the current NELAP standards, state requirements or programs where applicable.

Metals by Method SW6020

Batch ID: 112613

- The test results meet requirements of the current NELAP standards, state requirements or programs where applicable.

Metals by Method SW7470

Batch ID: 112499

Sample ID: **El Cedro Compressor Station (HS17020758-01MS)**
- The recovery of the Matrix Spike (MS) associated to this analyte was outside of the established control limits. However, the LCS was within control limits. The recovery of the MS may be due to sample matrix interference.

Sample ID: **El Cedro Compressor Station (HS17020758-01MSD)**
- The recovery of the Matrix Spike Duplicate (MSD) associated to this analyte was outside of the established control limits. However, the LCS was within control limits. The failed recovery of the MSD may be due to sample matrix interference.

Sample ID: **El Cedro Compressor Station (HS17020758-01MSD)**
- The RPD between the MS and MSD was outside of the control limit.

Client: The Williams Companies, Inc.
Project: Williams FCA Waste Water Sampling
Sample ID: La Jara Compressor Station
Collection Date: 15-Feb-2017 12:10

ANALYTICAL REPORT
WorkOrder:HS17020758
Lab ID:HS17020758-02
Matrix:Water

ANALYSES	RESULT	QUAL	REPORT LIMIT	UNITS	DILUTION FACTOR	DATE ANALYZED
TCL VOLATILES - SW8260C		**Method:SW8260**				Analyst: PC
1,1,1-Trichloroethane	ND		0.0050	mg/L	1	20-Feb-2017 13:40
1,1,2,2-Tetrachloroethane	ND		0.0050	mg/L	1	20-Feb-2017 13:40
1,1,2-Trichlor-1,2,2-trifluoroethane	ND		0.0050	mg/L	1	20-Feb-2017 13:40
1,1,2-Trichloroethane	ND		0.0050	mg/L	1	20-Feb-2017 13:40
1,1-Dichloroethane	ND		0.0050	mg/L	1	20-Feb-2017 13:40
1,1-Dichloroethene	ND		0.0050	mg/L	1	20-Feb-2017 13:40
1,2,4-Trichlorobenzene	ND		0.0050	mg/L	1	20-Feb-2017 13:40
1,2-Dibromo-3-chloropropane	ND		0.0050	mg/L	1	20-Feb-2017 13:40
1,2-Dibromoethane	ND		0.0050	mg/L	1	20-Feb-2017 13:40
1,2-Dichlorobenzene	ND		0.0050	mg/L	1	20-Feb-2017 13:40
1,2-Dichloroethane	ND		0.0050	mg/L	1	20-Feb-2017 13:40
1,2-Dichloropropane	ND		0.0050	mg/L	1	20-Feb-2017 13:40
1,3-Dichlorobenzene	ND		0.0050	mg/L	1	20-Feb-2017 13:40
1,4-Dichlorobenzene	ND		0.0050	mg/L	1	20-Feb-2017 13:40
2-Butanone	ND		0.010	mg/L	1	20-Feb-2017 13:40
2-Hexanone	ND		0.010	mg/L	1	20-Feb-2017 13:40
4-Methyl-2-pentanone	ND		0.010	mg/L	1	20-Feb-2017 13:40
Acetone	**0.011**		**0.010**	**mg/L**	1	20-Feb-2017 13:40
Benzene	**0.012**		**0.0050**	**mg/L**	1	20-Feb-2017 13:40
Bromodichloromethane	ND		0.0050	mg/L	1	20-Feb-2017 13:40
Bromoform	ND		0.0050	mg/L	1	20-Feb-2017 13:40
Bromomethane	ND		0.0050	mg/L	1	20-Feb-2017 13:40
Carbon disulfide	ND		0.010	mg/L	1	20-Feb-2017 13:40
Carbon tetrachloride	ND		0.0050	mg/L	1	20-Feb-2017 13:40
Chlorobenzene	ND		0.0050	mg/L	1	20-Feb-2017 13:40
Chloroethane	ND		0.0050	mg/L	1	20-Feb-2017 13:40
Chloroform	ND		0.0050	mg/L	1	20-Feb-2017 13:40
Chloromethane	ND		0.0050	mg/L	1	20-Feb-2017 13:40
cis-1,2-Dichloroethene	ND		0.0050	mg/L	1	20-Feb-2017 13:40
cis-1,3-Dichloropropene	ND		0.0050	mg/L	1	20-Feb-2017 13:40
Cyclohexane	**0.0060**		**0.0050**	**mg/L**	1	20-Feb-2017 13:40
Dibromochloromethane	ND		0.0050	mg/L	1	20-Feb-2017 13:40
Dichlorodifluoromethane	ND		0.0050	mg/L	1	20-Feb-2017 13:40
Dichloromethane	ND		0.010	mg/L	1	20-Feb-2017 13:40
Ethylbenzene	ND		0.0050	mg/L	1	20-Feb-2017 13:40
Isopropylbenzene	ND		0.0050	mg/L	1	20-Feb-2017 13:40
m,p-Xylene	**0.011**		**0.010**	**mg/L**	1	20-Feb-2017 13:40
Methyl acetate	ND		0.0050	mg/L	1	20-Feb-2017 13:40
Methyl tert-butyl ether	ND		0.0050	mg/L	1	20-Feb-2017 13:40

Note: See Qualifiers Page for a list of qualifiers and their explanation.

Client: The Williams Companies, Inc.
Project: Williams FCA Waste Water Sampling
Sample ID: La Jara Compressor Station
Collection Date: 15-Feb-2017 12:10

ANALYTICAL REPORT
WorkOrder:HS17020758
Lab ID:HS17020758-02
Matrix:Water

ANALYSES	RESULT	QUAL	REPORT LIMIT	UNITS	DILUTION FACTOR	DATE ANALYZED
TCL VOLATILES - SW8260C		**Method:SW8260**				Analyst: PC
Methylcyclohexane	ND		0.0050	mg/L	1	20-Feb-2017 13:40
o-Xylene	ND		0.0050	mg/L	1	20-Feb-2017 13:40
Styrene	ND		0.0050	mg/L	1	20-Feb-2017 13:40
Tetrachloroethene	ND		0.0050	mg/L	1	20-Feb-2017 13:40
Toluene	**0.010**		**0.0050**	**mg/L**	1	20-Feb-2017 13:40
trans-1,2-Dichloroethene	ND		0.0050	mg/L	1	20-Feb-2017 13:40
trans-1,3-Dichloropropene	ND		0.0050	mg/L	1	20-Feb-2017 13:40
Trichloroethene	ND		0.0050	mg/L	1	20-Feb-2017 13:40
Trichlorofluoromethane	ND		0.0050	mg/L	1	20-Feb-2017 13:40
Vinyl chloride	ND		0.0020	mg/L	1	20-Feb-2017 13:40
Xylenes, Total	**0.013**		**0.0050**	**mg/L**	1	20-Feb-2017 13:40
Surr: 1,2-Dichloroethane-d4	*97.0*		*70-125*	*%REC*	*1*	*20-Feb-2017 13:40*
Surr: 4-Bromofluorobenzene	*101*		*72-125*	*%REC*	*1*	*20-Feb-2017 13:40*
Surr: Dibromofluoromethane	*106*		*71-125*	*%REC*	*1*	*20-Feb-2017 13:40*
Surr: Toluene-d8	*95.5*		*75-125*	*%REC*	*1*	*20-Feb-2017 13:40*
SEMIVOLATILES - 8270D		**Method:SW8270**	Lserial:SW3810 / 21-Feb-2017		Prep:SW3810 / 21-Feb-2017	Analyst: DEY
2,4,5-Trichlorophenol	ND		0.0051	mg/L	1	23-Feb-2017 18:45
2,4,6-Trichlorophenol	ND		0.0051	mg/L	1	23-Feb-2017 18:45
2,4-Dinitrotoluene	ND		0.0051	mg/L	1	23-Feb-2017 18:45
2-Methylphenol	ND		0.0051	mg/L	1	23-Feb-2017 18:45
3&4-Methylphenol	ND		0.0051	mg/L	1	23-Feb-2017 18:45
Hexachlorobenzene	ND		0.0051	mg/L	1	23-Feb-2017 18:45
Hexachlorobutadiene	ND		0.0051	mg/L	1	23-Feb-2017 18:45
Hexachloroethane	ND		0.0051	mg/L	1	23-Feb-2017 18:45
Nitrobenzene	ND		0.0051	mg/L	1	23-Feb-2017 18:45
Pentachlorophenol	ND		0.0051	mg/L	1	23-Feb-2017 18:45
Pyridine	ND		0.0051	mg/L	1	23-Feb-2017 18:45
Surr: 2,4,6-Tribromophenol	*80.8*		*42-124*	*%REC*	*1*	*23-Feb-2017 18:45*
Surr: 2-Fluorobiphenyl	*68.5*		*48-120*	*%REC*	*1*	*23-Feb-2017 18:45*
Surr: 2-Fluorophenol	*57.1*		*20-120*	*%REC*	*1*	*23-Feb-2017 18:45*
Surr: 4-Terphenyl-d14	*77.8*		*51-135*	*%REC*	*1*	*23-Feb-2017 18:45*
Surr: Nitrobenzene-d5	*63.1*		*41-120*	*%REC*	*1*	*23-Feb-2017 18:45*
Surr: Phenol-d6	*58.7*		*20-120*	*%REC*	*1*	*23-Feb-2017 18:45*

Note: See Qualifiers Page for a list of qualifiers and their explanation.

Client: The Williams Companies, Inc.
Project: Williams FCA Waste Water Sampling
Sample ID: La Jara Compressor Station
Collection Date: 15-Feb-2017 12:10

ANALYTICAL REPORT
WorkOrder:HS17020758
Lab ID:HS17020758-02
Matrix:Water

ANALYSES	RESULT	QUAL	REPORT LIMIT	UNITS	DILUTION FACTOR	DATE ANALYZED
ICP-MS METALS BY SW6020A		**Method:SW6020**		Prep:SW3010A / 23-Feb-2017		Analyst: RPM
Arsenic	ND		0.00500	mg/L	1	24-Feb-2017 10:50
Barium	**0.0754**		**0.00500**	**mg/L**	1	24-Feb-2017 10:50
Cadmium	ND		0.00200	mg/L	1	24-Feb-2017 10:50
Chromium	ND		0.00500	mg/L	1	24-Feb-2017 10:50
Lead	ND		0.00500	mg/L	1	24-Feb-2017 10:50
Selenium	ND		0.00500	mg/L	1	24-Feb-2017 10:50
Silver	ND		0.00500	mg/L	1	24-Feb-2017 10:50
MERCURY BY SW7470A		**Method:SW7470**		Prep:SW7470 / 21-Feb-2017		Analyst: JCJ
Mercury	ND		0.000200	mg/L	1	21-Feb-2017 15:48

Note: See Qualifiers Page for a list of qualifiers and their explanation.

Client: The Williams Companies, Inc.
Project: Williams FCA Waste Water Sampling
Sample ID: Trip Blank-0921116-73
Collection Date: 15-Feb-2017 14:00

ANALYTICAL REPORT
WorkOrder:HS17020758
Lab ID:HS17020758-04
Matrix:Water

ANALYSES	RESULT	QUAL	REPORT LIMIT	UNITS	DILUTION FACTOR	DATE ANALYZED
TCL VOLATILES - SW8260C		**Method:SW8260**				Analyst: PC
1,1,1-Trichloroethane	ND		0.0050	mg/L	1	17-Feb-2017 19:43
1,1,2,2-Tetrachloroethane	ND		0.0050	mg/L	1	17-Feb-2017 19:43
1,1,2-Trichlor-1,2,2-trifluoroethane	ND		0.0050	mg/L	1	17-Feb-2017 19:43
1,1,2-Trichloroethane	ND		0.0050	mg/L	1	17-Feb-2017 19:43
1,1-Dichloroethane	ND		0.0050	mg/L	1	17-Feb-2017 19:43
1,1-Dichloroethene	ND		0.0050	mg/L	1	17-Feb-2017 19:43
1,2,4-Trichlorobenzene	ND		0.0050	mg/L	1	17-Feb-2017 19:43
1,2-Dibromo-3-chloropropane	ND		0.0050	mg/L	1	17-Feb-2017 19:43
1,2-Dibromoethane	ND		0.0050	mg/L	1	17-Feb-2017 19:43
1,2-Dichlorobenzene	ND		0.0050	mg/L	1	17-Feb-2017 19:43
1,2-Dichloroethane	ND		0.0050	mg/L	1	17-Feb-2017 19:43
1,2-Dichloropropane	ND		0.0050	mg/L	1	17-Feb-2017 19:43
1,3-Dichlorobenzene	ND		0.0050	mg/L	1	17-Feb-2017 19:43
1,4-Dichlorobenzene	ND		0.0050	mg/L	1	17-Feb-2017 19:43
2-Butanone	ND		0.010	mg/L	1	17-Feb-2017 19:43
2-Hexanone	ND		0.010	mg/L	1	17-Feb-2017 19:43
4-Methyl-2-pentanone	ND		0.010	mg/L	1	17-Feb-2017 19:43
Acetone	ND		0.010	mg/L	1	17-Feb-2017 19:43
Benzene	ND		0.0050	mg/L	1	17-Feb-2017 19:43
Bromodichloromethane	ND		0.0050	mg/L	1	17-Feb-2017 19:43
Bromoform	ND		0.0050	mg/L	1	17-Feb-2017 19:43
Bromomethane	ND		0.0050	mg/L	1	17-Feb-2017 19:43
Carbon disulfide	ND		0.010	mg/L	1	17-Feb-2017 19:43
Carbon tetrachloride	ND		0.0050	mg/L	1	17-Feb-2017 19:43
Chlorobenzene	ND		0.0050	mg/L	1	17-Feb-2017 19:43
Chloroethane	ND		0.0050	mg/L	1	17-Feb-2017 19:43
Chloroform	ND		0.0050	mg/L	1	17-Feb-2017 19:43
Chloromethane	ND		0.0050	mg/L	1	17-Feb-2017 19:43
cis-1,2-Dichloroethene	ND		0.0050	mg/L	1	17-Feb-2017 19:43
cis-1,3-Dichloropropene	ND		0.0050	mg/L	1	17-Feb-2017 19:43
Cyclohexane	ND		0.0050	mg/L	1	17-Feb-2017 19:43
Dibromochloromethane	ND		0.0050	mg/L	1	17-Feb-2017 19:43
Dichlorodifluoromethane	ND		0.0050	mg/L	1	17-Feb-2017 19:43
Dichloromethane	ND		0.010	mg/L	1	17-Feb-2017 19:43
Ethylbenzene	ND		0.0050	mg/L	1	17-Feb-2017 19:43
Isopropylbenzene	ND		0.0050	mg/L	1	17-Feb-2017 19:43
m,p-Xylene	ND		0.010	mg/L	1	17-Feb-2017 19:43
Methyl acetate	ND		0.0050	mg/L	1	17-Feb-2017 19:43
Methyl tert-butyl ether	ND		0.0050	mg/L	1	17-Feb-2017 19:43

Note: See Qualifiers Page for a list of qualifiers and their explanation.

ANALYTICAL REPORT

Client: The Williams Companies, Inc.
Project: Williams FCA Waste Water Sampling
Sample ID: Trip Blank-0921116-75
Collection Date: 15-Feb-2017 14:00

WorkOrder: HS17020758
Lab ID: HS17020758-04
Matrix: Water

ANALYSES	RESULT	QUAL	REPORT LIMIT	UNITS	DILUTION FACTOR	DATE ANALYZED
TCL VOLATILES - SW8260C		**Method: SW8260**				Analyst: PC
Methylcyclohexane	ND		0.0050	mg/L	1	17-Feb-2017 19:43
o-Xylene	ND		0.0050	mg/L	1	17-Feb-2017 19:43
Styrene	ND		0.0050	mg/L	1	17-Feb-2017 19:43
Tetrachloroethene	ND		0.0050	mg/L	1	17-Feb-2017 19:43
Toluene	ND		0.0050	mg/L	1	17-Feb-2017 19:43
trans-1,2-Dichloroethene	ND		0.0050	mg/L	1	17-Feb-2017 19:43
trans-1,3-Dichloropropene	ND		0.0050	mg/L	1	17-Feb-2017 19:43
Trichloroethene	ND		0.0050	mg/L	1	17-Feb-2017 19:43
Trichlorofluoromethane	ND		0.0050	mg/L	1	17-Feb-2017 19:43
Vinyl chloride	ND		0.0020	mg/L	1	17-Feb-2017 19:43
Xylenes, Total	ND		0.0050	mg/L	1	17-Feb-2017 19:43
Surr: 1,2-Dichloroethane-d4	95.9		*70-125*	*%REC*	1	*17-Feb-2017 19:43*
Surr: 4-Bromofluorobenzene	*111*		*75-125*	*%REC*	1	*17-Feb-2017 19:43*
Surr: Dibromofluoromethane	*102*		*71-125*	*%REC*	1	*17-Feb-2017 19:43*
Surr: Toluene-d8	*109*		*75-125*	*%REC*	1	*17-Feb-2017 19:43*

Note: See Qualifiers Page for a list of qualifiers and their explanation.

WEIGHT LOG

Client: The Williams Companies, Inc.
Project: Williams FCA Waste Water Sampling
WorkOrder: HS17020758

Batch ID: 112495 Method: SEMIVOLATILES - 8270D Prep: 3510_B

SampID	Container	Sample Wt/Vol	Final Volume	Prep Factor
HS17020758-01	1	980	1 (mL)	0.001042
HS17020758-02	1	980	1 (mL)	0.00102
HS17020758-03	1	990	1 (mL)	0.00101

Batch ID: 112499 Method: MERCURY BY SW7470A Prep: HG_WPR

SampID	Container	Sample Wt/Vol	Final Volume	Prep Factor
HS17020758-01	1	40	40 (mL)	1
HS17020758-02	1	40	40 (mL)	1
HS17020758-03	1	40	40 (mL)	1

Batch ID: 112613 Method: ICP-MS METALS BY SW6020A Prep: 3010A

SampID	Container	Sample Wt/Vol	Final Volume	Prep Factor
HS17020758-01	1	50	50 (mL)	1
HS17020758-02	1	50	50 (mL)	1
HS17020758-03	1	50	50 (mL)	1

DATES REPORT

Client: The Williams Companies, Inc.
Project: Williams FCA Waste Water Sampling
WorkOrder: HS17020758

Sample ID	Client Samp ID	Collection Date	TCLP Date	Prep Date	Analysis Date	DF
Batch ID: 112495	**Test Name: SEMIVOLATILES - 8270D**			**Matrix: Water**		
HS17020758-01	El Cedro Compressor Station	15 Feb 2017 10:15	21 Feb 2017 07:38	21 Feb 2017 07:38	23 Feb 2017 18:24	1
HS17020758-02	La Jara Compressor Station	15 Feb 2017 12:10	21 Feb 2017 07:38	21 Feb 2017 07:38	23 Feb 2017 18:45	1
HS17020758-03	29-6 #4 CDP	15 Feb 2017 13:40	21 Feb 2017 07:38	21 Feb 2017 07:38	23 Feb 2017 19:07	1
Batch ID: 112499	**Test Name: MERCURY BY SW7470A**			**Matrix: Water**		
HS17020758-01	El Cedro Compressor Station	15 Feb 2017 10:15		21 Feb 2017 09:50	21 Feb 2017 15:39	1
HS17020758-02	La Jara Compressor Station	15 Feb 2017 12:10		21 Feb 2017 09:50	21 Feb 2017 15:48	1
HS17020758-03	29-6 #4 CDP	15 Feb 2017 13:40		21 Feb 2017 09:50	21 Feb 2017 15:50	1
Batch ID: 112613	**Test Name: ICP-MS METALS BY SW6020A**			**Matrix: Water**		
HS17020758-01	El Cedro Compressor Station	15 Feb 2017 10:15		23 Feb 2017 11:50	24 Feb 2017 10:47	1
HS17020758-02	La Jara Compressor Station	15 Feb 2017 12:10		23 Feb 2017 11:50	24 Feb 2017 10:50	1
HS17020758-03	29-6 #4 CDP	15 Feb 2017 13:40		23 Feb 2017 11:50	24 Feb 2017 10:53	1
Batch ID: R289903	**Test Name: TCL VOLATILES - SW8260C**			**Matrix: Water**		
HS17020758-04	Trip Blank-0921116-75	15 Feb 2017 14:00			17 Feb 2017 19:43	1
Batch ID: R289811	**Test Name: TCL VOLATILES - SW8260C**			**Matrix: Water**		
HS17020758-01	El Cedro Compressor Station	15 Feb 2017 10:15			20 Feb 2017 14:06	1
HS17020758-02	La Jara Compressor Station	15 Feb 2017 12:10			20 Feb 2017 13:40	1
HS17020758-03	29-6 #4 CDP	15 Feb 2017 13:40			20 Feb 2017 14:56	1
Batch ID: R289920	**Test Name: TCL VOLATILES - SW8260C**			**Matrix: Water**		
HS17020758-01	El Cedro Compressor Station	15 Feb 2017 10:15			21 Feb 2017 04:27	2
HS17020758-03	29-6 #4 CDP	15 Feb 2017 13:40			21 Feb 2017 09:38	10

QC BATCH REPORT

Client: The Williams Companies, Inc.
Project: Williams FCA Waste Water Sampling
WorkOrder: HS17020758

Batch ID: 112499 Instrument: HG03 Method: SW7470

MBLK Sample ID: MBLK-112499 Units: mg/L Analysis Date: 21-Feb-2017 15:13
Client ID: Run ID: HG03_289863 SeqNo: 3993326 PrepDate: 21-Feb-2017 DF: 1

Analyte	Result	PQL	SPK Val	SPK Ref Value	%REC	Control Limit	RPD Ref Value	%RPD	RPD Limit	Qual
Mercury	ND	0.000200								

LCS Sample ID: LCS-112499 Units: mg/L Analysis Date: 21-Feb-2017 15:15
Client ID: Run ID: HG03_289863 SeqNo: 3993327 PrepDate: 21-Feb-2017 DF: 1

Analyte	Result	PQL	SPK Val	SPK Ref Value	%REC	Control Limit	RPD Ref Value	%RPD	RPD Limit	Qual
Mercury	0.00509	0.000200	0.005	0	102	80 - 124				

MS Sample ID: HS17020758-01MS Units: mg/L Analysis Date: 21-Feb-2017 15:41
Client ID: El Cedro Compressor Station Run ID: HG03_289863 SeqNo: 3993342 PrepDate: 21-Feb-2017 DF: 1

Analyte	Result	PQL	SPK Val	SPK Ref Value	%REC	Control Limit	RPD Ref Value	%RPD	RPD Limit	Qual
Mercury	0.00145	0.000200	0.005	-0.000004	29.1	80 - 124				S

MSD Sample ID: HS17020758-01MSD Units: mg/L Analysis Date: 21-Feb-2017 15:43
Client ID: El Cedro Compressor Station Run ID: HG03_289863 SeqNo: 3993343 PrepDate: 21-Feb-2017 DF: 1

Analyte	Result	PQL	SPK Val	SPK Ref Value	%REC	Control Limit	RPD Ref Value	%RPD	RPD Limit	Qual
Mercury	0.00111	0.000200	0.005	-0.000004	22.3	80 - 124	0.00145	26.6	20	SR

The following samples were analyzed in this batch: HS17020758-01 HS17020758-02 HS17020758-03

Note: See Qualifiers Page for a list of qualifiers and their explanation.

Client: The Williams Companies, Inc.
Project: Williams FCA Waste Water Sampling
WorkOrder: HS17020756

QC BATCH REPORT

Batch ID: 112613 Instrument: ICPMS05 Method: SW6020

MBLK Sample ID: MBLK-112613 Units: mg/L Analysis Date: 24-Feb-2017 10:41
Client ID: Run ID: ICPMS05_290015 SeqNo: 3996542 PrepDate: 23-Feb-2017 DF: 1

Analyte	Result	PQL	SPK Val	SPK Ref Value	%REC	Control Limit	RPD Ref Value	%RPD	RPD Limit	Qual
Arsenic	ND	0.00500								
Barium	ND	0.00500								
Cadmium	ND	0.00200								
Chromium	ND	0.00500								
Lead	ND	0.00500								
Selenium	ND	0.00500								
Silver	ND	0.00500								

LCS Sample ID: LCS-112613 Units: mg/L Analysis Date: 24-Feb-2017 10:44
Client ID: Run ID: ICPMS05_290015 SeqNo: 3996543 PrepDate: 23-Feb-2017 DF: 1

Analyte	Result	PQL	SPK Val	SPK Ref Value	%REC	Control Limit	RPD Ref Value	%RPD	RPD Limit	Qual
Arsenic	0.04413	0.00500	0.05	0	88.3	80 - 120				
Barium	0.04367	0.00500	0.05	0	87.3	80 - 120				
Cadmium	0.04371	0.00200	0.05	0	87.4	80 - 120				
Chromium	0.04501	0.00500	0.05	0	90.0	80 - 120				
Lead	0.0427	0.00500	0.05	0	85.4	80 - 120				
Selenium	0.04548	0.00500	0.05	0	91.0	80 - 120				
Silver	0.04394	0.00500	0.05	0	87.9	80 - 120				

MS Sample ID: HS17020859-02MS Units: mg/L Analysis Date: 24-Feb-2017 11:08
Client ID: Run ID: ICPMS05_290015 SeqNo: 3996552 PrepDate: 23-Feb-2017 DF: 1

Analyte	Result	PQL	SPK Val	SPK Ref Value	%REC	Control Limit	RPD Ref Value	%RPD	RPD Limit	Qual
Arsenic	0.04397	0.00500	0.05	-0.000372	88.7	80 - 120				
Barium	0.04833	0.00500	0.05	0.00257	87.5	80 - 120				
Cadmium	0.04348	0.00200	0.05	0.000176	86.5	80 - 120				
Chromium	0.04344	0.00500	0.05	-0.00009	87.1	80 - 120				
Lead	0.04204	0.00500	0.05	0.000094	83.9	80 - 120				
Selenium	0.04408	0.00500	0.05	0.000697	86.8	80 - 120				
Silver	0.0442	0.00500	0.05	0.000001	88.4	80 - 120				

Note: See Qualifiers Page for a list of qualifiers and their explanation.

Client: The Williams Companies, Inc.
Project: Williams FCA Waste Water Sampling
WorkOrder: HS17020756

QC BATCH REPORT

Batch ID: 112613 Instrument: ICPMS05 Method: SW6020

MSD Sample ID: HS17020859-02MSD Units: mg/L Analysis Date: 24-Feb-2017 11:11
Client ID: Run ID: ICPMS05_290015 SeqNo: 3996553 PrepDate: 23-Feb-2017 DF: 1

Analyte	Result	PQL	SPK Val	SPK Ref Value	%REC	Control Limit	RPD Ref Value	%RPD	RPD Limit	Qual
Arsenic	0.04608	0.00500	0.05	-0.000372	92.9	80 - 120	0.04397	4.69	20	
Barium	0.04838	0.00500	0.05	0.00257	87.8	80 - 120	0.04833	0.11	20	
Cadmium	0.04455	0.00200	0.05	0.000176	88.8	80 - 120	0.04348	2.43	20	
Chromium	0.04724	0.00500	0.05	-0.00009	94.7	80 - 120	0.04344	8.38	20	
Lead	0.04378	0.00500	0.05	0.000094	87.3	80 - 120	0.04204	4	20	
Selenium	0.04714	0.00500	0.05	0.000697	92.8	80 - 120	0.04408	6.72	20	
Silver	0.0449	0.00500	0.05	0.000001	92.6	80 - 120	0.0442	4.64	20	

PDS Sample ID: HS17020859-02PDS Units: mg/L Analysis Date: 24-Feb-2017 11:14
Client ID: Run ID: ICPMS05_290015 SeqNo: 3996554 PrepDate: 23-Feb-2017 DF: 1

Analyte	Result	PQL	SPK Val	SPK Ref Value	%REC	Control Limit	RPD Ref Value	%RPD	RPD Limit	Qual
Arsenic	0.08132	0.00500	0.1	-0.000372	81.7	75 - 125				
Barium	0.08005	0.00500	0.1	0.00257	78.4	75 - 125				
Cadmium	0.07957	0.00200	0.1	0.000176	79.4	75 - 125				
Chromium	0.0813	0.00500	0.1	-0.00009	81.4	75 - 125				
Lead	0.07853	0.00500	0.1	0.000094	78.4	75 - 125				
Selenium	0.08394	0.00500	0.1	0.000697	83.2	75 - 125				
Silver	0.08279	0.00500	0.1	0.000001	82.8	75 - 125				

SD Sample ID: HS17020859-02SD Units: mg/L Analysis Date: 24-Feb-2017 11:05
Client ID: Run ID: ICPMS05_290015 SeqNo: 3996551 PrepDate: 23-Feb-2017 DF: 5

Analyte	Result	PQL	SPK Val	SPK Ref Value	%REC	Control Limit	RPD Ref Value	%D	%D Limit	Qual
Arsenic	ND	0.0250					-0.000372	0	10	
Barium	ND	0.0250					0.00257	0	10	
Cadmium	ND	0.0100					0.000176	0	10	
Chromium	ND	0.0250					-0.00009	0	10	
Lead	ND	0.0250					0.000094	0	10	
Selenium	ND	0.0250					0.000697	0	10	
Silver	ND	0.0250					0.000001	0	10	

The following samples were analyzed in this batch: HS17020756-01 HS17020756-02 HS17020756-03

Note: See Qualifiers Page for a list of qualifiers and their explanation.

Client: The Williams Companies, Inc.
Project: Williams FCA Waste Water Sampling
WorkOrder: HS17020756

QC BATCH REPORT

Batch ID: 112495 Instrument: SV-4 Method: SW8270

MBLK Sample ID: MBLK-112495 Units: ug/L Analysis Date: 22-Feb-2017 12:09
Client ID: Run ID: SV-4_239884 SeqNo: 3994343 PrepDate: 21-Feb-2017 DF: 1

Analyte	Result	PQL	SPK Val	SPK Ref Value	%REC	Control Limit	RPD Ref Value	%RPD	RPD Limit	Qual
2,4,5-Trichlorophenol	ND	5.0								
2,4,6-Trichlorophenol	ND	5.0								
2,4-Dinitrotoluene	ND	5.0								
2-Methylphenol	ND	5.0								
3&4-Methylphenol	ND	5.0								
Hexachlorobenzene	ND	5.0								
Hexachlorobutadiene	ND	5.0								
Hexachloroethane	ND	5.0								
Nitrobenzene	ND	5.0								
Pentachlorophenol	ND	5.0								
Pyridine	ND	5.0								
Surr: 2,4,6-Tribromophenol	*83.09*	*5.0*	*100*	*0*	*83.1*	*42 - 124*				
Surr: 2-Fluorobiphenyl	*75.46*	*5.0*	*100*	*0*	*75.5*	*48 - 120*				
Surr: 2-Fluorophenol	*82.03*	*5.0*	*100*	*0*	*82.0*	*20 - 120*				
Surr: 4-Terphenyl-d14	*104.2*	*5.0*	*100*	*0*	*104*	*51 - 135*				
Surr: Nitrobenzene-d5	*81.19*	*5.0*	*100*	*0*	*81.2*	*41 - 120*				
Surr: Phenol-d5	*80.25*	*5.0*	*100*	*0*	*80.3*	*20 - 120*				

Note: See Qualifiers Page for a list of qualifiers and their explanation.

Client: The Williams Companies, Inc.
Project: Williams FCA Waste Water Sampling
WorkOrder: HS17020756

QC BATCH REPORT

Batch ID: 112495 Instrument: SV-4 Method: SW8270

LCS Sample ID: LCS-112495 Units: ug/L Analysis Date: 22-Feb-2017 11:26
Client ID: Run ID: SV-4_239884 SeqNo: 3994341 PrepDate: 21-Feb-2017 DF: 1

Analyte	Result	PQL	SPK Val	SPK Ref Value	%REC	Control Limit	RPD Ref Value	%RPD	RPD Limit	Qual
2,4,5-Trichlorophenol	81.7	5.0	100	0	81.7	55 - 120				
2,4,6-Trichlorophenol	88.77	5.0	100	0	88.8	55 - 120				
2,4-Dinitrotoluene	41.28	5.0	50	0	82.6	55 - 125				
2-Methylphenol	84.58	5.0	100	0	84.6	55 - 120				
3&4-Methylphenol	123.5	5.0	150	0	82.3	55 - 120				
Hexachlorobenzene	42.19	5.0	50	0	84.4	55 - 120				
Hexachlorobutadiene	41.14	5.0	50	0	82.3	55 - 120				
Hexachloroethane	41.91	5.0	50	0	83.8	55 - 120				
Nitrobenzene	45.43	5.0	50	0	90.9	55 - 120				
Pentachlorophenol	80.43	5.0	100	0	80.4	50 - 135				
Pyridine	36.21	5.0	50	0	72.4	30 - 120				
Surr: 2,4,6-Tribromophenol	*74.27*	*5.0*	*100*	*0*	*74.3*	*42 - 124*				
Surr: 2-Fluorobiphenyl	*73.97*	*5.0*	*100*	*0*	*74.0*	*48 - 120*				
Surr: 2-Fluorophenol	*88.14*	*5.0*	*100*	*0*	*88.1*	*20 - 120*				
Surr: 4-Terphenyl-d14	*82.14*	*5.0*	*100*	*0*	*82.1*	*51 - 135*				
Surr: Nitrobenzene-d5	*79.51*	*5.0*	*100*	*0*	*79.5*	*41 - 120*				
Surr: Phenol-d6	*86.18*	*5.0*	*100*	*0*	*86.2*	*20 - 120*				

Note: See Qualifiers Page for a list of qualifiers and their explanation.

Client: The Williams Companies, Inc.
Project: Williams FCA Waste Water Sampling
WorkOrder: HS17020758

QC BATCH REPORT

Batch ID: 112495 **Instrument:** SV-4 **Method:** SW8270

LCSD Sample ID: LCSD-112495 Units: ug/L Analysis Date: 22-Feb-2017 12:30
Client ID: Run ID: SV-4_288934 SeqNo: 3904143 PrepDate: 21-Feb-2017 DF: 1

Analyte	Result	PQL	SPK Val	SPK Ref Value	%REC	Control Limit	RPD Ref Value	%RPD	RPD Limit	Qual
2,4,5-Trichlorophenol	82.67	5.0	100	0	82.7	55 - 120	81.7	1.17	20	
2,4,6-Trichlorophenol	88.01	5.0	100	0	88.0	55 - 120	86.77	1.42	20	
2,4-Dinitrotoluene	40.46	5.0	50	0	80.9	65 - 125	41.28	2.02	20	
2-Methylphenol	82.97	5.0	100	0	83.0	55 - 120	84.58	1.92	20	
3&4-Methylphenol	120.6	5.0	150	0	80.4	55 - 120	123.5	2.37	20	
Hexachlorobenzene	42.15	5.0	50	0	84.3	55 - 120	42.19	0.107	20	
Hexachlorobutadiene	41	5.0	50	0	82.0	65 - 120	41.14	0.343	20	
Hexachloroethane	41.1	5.0	50	0	82.2	55 - 120	41.91	1.95	20	
Nitrobenzene	44.49	5.0	50	0	89.0	55 - 120	45.43	2.08	20	
Pentachlorophenol	82.96	5.0	100	0	83.0	50 - 135	80.43	3.1	20	
Pyridine	34.99	5.0	50	0	70.0	30 - 120	36.21	3.42	20	
Surr: 2,4,6-Tribromophenol	71.47	5.0	100	0	71.5	39 - 153	74.27	3.85	20	
Surr: 2-Fluorobiphenyl	74.5	5.0	100	0	74.5	40 - 147	73.97	0.722	20	
Surr: 2-Fluorophenol	87.54	5.0	100	0	87.5	21 - 110	88.14	0.679	20	
Surr: 4-Terphenyl-d14	78.49	5.0	100	0	78.5	39 - 141	82.14	4.53	20	
Surr: Nitrobenzene-d5	78.84	5.0	100	0	78.8	37 - 140	79.51	0.843	20	
Surr: Phenol-d6	84.58	5.0	100	0	84.6	11 - 110	86.18	1.88	20	

The following samples were analyzed in this batch: HS17020758-01 HS17020758-02 HS17020758-03

Note: See Qualifiers Page for a list of qualifiers and their explanation.

Client: The Williams Companies, Inc.
Project: Williams FCA Waste Water Sampling
WorkOrder: HS17020758

QC BATCH REPORT

Batch ID: R289733 **Instrument:** VOA1 **Method:** SW8260

MBLK Sample ID: VBLKW-170217 Units: ug/L Analysis Date: 17-Feb-2017 12:45
Client ID: Run ID: VOA1_289733 SeqNo: 3900935 PrepDate: DF: 1

Analyte	Result	PQL	SPK Val	SPK Ref Value	%REC	Control Limit	RPD Ref Value	%RPD	RPD Limit	Qual
1,1,1-Trichloroethane	ND	5.0								
1,1,2,2-Tetrachloroethane	ND	5.0								
1,1,2-Trichlor-1,2,2-trifluoroethane	ND	5.0								
1,1,2-Trichloroethane	ND	5.0								
1,1-Dichloroethane	ND	5.0								
1,1-Dichloroethene	ND	5.0								
1,2,4-Trichlorobenzene	ND	5.0								
1,2-Dibromo-3-chloropropane	ND	5.0								
1,2-Dibromoethane	ND	5.0								
1,2-Dichlorobenzene	ND	5.0								
1,2-Dichloroethane	ND	5.0								
1,2-Dichloropropane	ND	5.0								
1,3-Dichlorobenzene	ND	5.0								
1,4-Dichlorobenzene	ND	5.0								
2-Butanone	ND	10								
2-Hexanone	ND	10								
4-Methyl-2-pentanone	ND	10								
Acetone	ND	10								
Benzene	ND	5.0								
Bromodichloromethane	ND	5.0								
Bromoform	ND	5.0								
Bromomethane	ND	5.0								
Carbon disulfide	ND	10								
Carbon tetrachloride	ND	5.0								
Chlorobenzene	ND	5.0								
Chloroethane	ND	5.0								
Chloroform	ND	5.0								
Chloromethane	ND	5.0								
cis-1,2-Dichloroethene	ND	5.0								
cis-1,3-Dichloropropene	ND	5.0								
Cyclohexane	ND	5.0								
Dibromochloromethane	ND	5.0								
Dichlorodifluoromethane	ND	5.0								
Dichloromethane	ND	10								

Note: See Qualifiers Page for a list of qualifiers and their explanation.

Client: The Williams Companies, Inc.
Project: Williams FCA Waste Water Sampling
WorkOrder: HS17020758

QC BATCH REPORT

Batch ID: R289733 **Instrument:** VOA1 **Method:** SW8260

MBLK Sample ID: VBLKW-170217 Units: ug/L Analysis Date: 17-Feb-2017 12:45
Client ID: Run ID: VOA1_289733 SeqNo: 3900932 PrepDate: DF: 1

Analyte	Result	PQL	SPK Val	SPK Ref Value	%REC	Control Limit	RPD Ref Value	%RPD	RPD Limit	Qual
Ethylbenzene	ND	5.0								
Isopropylbenzene	ND	5.0								
m,p-Xylene	ND	10								
Methyl acetate	ND	5.0								
Methyl tert-butyl ether	ND	5.0								
Methylcyclohexane	ND	5.0								
o-Xylene	ND	5.0								
Styrene	ND	5.0								
Tetrachloroethene	ND	5.0								
Toluene	ND	5.0								
trans-1,2-Dichloroethene	ND	5.0								
trans-1,3-Dichloropropene	ND	5.0								
Trichloroethene	ND	5.0								
Trichlorofluoromethane	ND	5.0								
Vinyl chloride	ND	2.0								
Xylenes, Total	ND	5.0								
Surr: 1,2-Dichloroethane-d4	49.18	0	50	0	98.3	70 - 125				
Surr: 4-Bromofluorobenzene	52.65	0	50	0	105	72 - 125				
Surr: Dibromofluoromethane	50.58	0	50	0	101	71 - 125				
Surr: Toluene-d8	46.01	0	50	0	92.0	75 - 125				

Note: See Qualifiers Page for a list of qualifiers and their explanation.

Client: The Williams Companies, Inc.
Project: Williams FCA Waste Water Sampling
WorkOrder: HS17020758

QC BATCH REPORT

Batch ID: R289733 **Instrument:** VOA1 **Method:** SW8260

LCS Sample ID: VLCSW-170217 Units: ug/L Analysis Date: 17-Feb-2017 11:28
Client ID: Run ID: VOA1_289733 SeqNo: 3900931 PrepDate: DF: 1

Analyte	Result	PQL	SPK Val	SPK Ref Value	%REC	Control Limit	RPD Ref Value	%RPD	RPD Limit	Qual
1,1,1-Trichloroethane	46	5.0	50	0	92.0	75 - 130				
1,1,2,2-Tetrachloroethane	47.86	5.0	50	0	95.7	74 - 123				
1,1,2-Trichlor-1,2,2-trifluoroethane	46.23	5.0	50	0	92.5	70 - 130				
1,1,2-Trichloroethane	47.79	5.0	50	0	95.6	80 - 120				
1,1-Dichloroethane	47.08	5.0	50	0	94.2	76 - 120				
1,1-Dichloroethene	45.97	5.0	50	0	91.9	75 - 130				
1,2,4-Trichlorobenzene	47.41	5.0	50	0	94.8	75 - 126				
1,2-Dibromo-3-chloropropane	40.7	5.0	50	0	81.4	65 - 125				
1,2-Dibromoethane	53.01	5.0	50	0	106	80 - 121				
1,2-Dichlorobenzene	48.07	5.0	50	0	96.1	80 - 120				
1,2-Dichloroethane	51.12	5.0	50	0	102	70 - 120				
1,2-Dichloropropane	51.26	5.0	50	0	102	80 - 120				
1,3-Dichlorobenzene	50.13	5.0	50	0	100	80 - 120				
1,4-Dichlorobenzene	47.77	5.0	50	0	95.5	80 - 120				
2-Butanone	87.5	10	100	0	87.5	36 - 132				
2-Hexanone	102.5	10	100	0	103	61 - 130				
4-Methyl-2-pentanone	94.5	10	100	0	94.5	65 - 127				
Acetone	83.83	10	100	0	83.8	59 - 137				
Benzene	51.35	5.0	50	0	103	73 - 121				
Bromodichloromethane	51.82	5.0	50	0	104	75 - 125				
Bromoform	59.87	5.0	50	0	120	70 - 130				
Bromomethane	46.19	5.0	50	0	92.4	60 - 145				
Carbon disulfide	97.8	10	100	0	97.8	68 - 141				
Carbon tetrachloride	51.76	5.0	50	0	104	75 - 125				
Chlorobenzene	48.93	5.0	50	0	97.9	80 - 120				
Chloroethane	45.25	5.0	50	0	90.5	70 - 130				
Chloroform	49.4	5.0	50	0	98.8	70 - 130				
Chloromethane	41.87	5.0	50	0	83.7	67 - 123				
cis-1,2-Dichloroethene	46.21	5.0	50	0	92.4	78 - 120				
cis-1,3-Dichloropropene	55.91	5.0	50	0	112	80 - 120				
Cyclohexane	44.94	5.0	50	0	89.9	56 - 125				
Dibromochloromethane	56.16	5.0	50	0	112	80 - 120				
Dichlorodifluoromethane	45.65	5.0	50	0	91.3	63 - 125				
Dichloromethane	48.84	10	50	0	97.7	65 - 133				

Note: See Qualifiers Page for a list of qualifiers and their explanation.

Client: The Williams Companies, Inc.
Project: Williams FCA Waste Water Sampling
WorkOrder: HS17020756

QC BATCH REPORT

Batch ID: R289733 **Instrument:** VOA1 **Method:** SW8260

LCS Sample ID: VLCSW-170217 Units: ug/L Analysis Date: 17-Feb-2017 11:26
Client ID: Run ID: VOA1_289733 SeqNo: 3990931 PrepDate: DF: 1

Analyte	Result	PQL	SPK Val	SPK Ref Value	%REC	Control Limit	RPD Ref Value	%RPD	RPD Limit	Qual
Ethylbenzene	52.74	5.0	50	0	105	80 - 120				
Isopropylbenzene	47.53	5.0	50	0	95.1	75 - 130				
m,p-Xylene	100.4	10	100	0	100	76 - 121				
Methyl acetate	44.54	5.0	50	0	89.1	60 - 130				
Methyl tert-butyl ether	44.43	5.0	50	0	88.9	70 - 125				
Methylcyclohexane	46.75	5.0	50	0	93.5	61 - 158				
o-Xylene	51.45	5.0	50	0	103	80 - 120				
Styrene	55.04	5.0	50	0	110	80 - 120				
Tetrachloroethene	48.53	5.0	50	0	97.1	74 - 125				
Toluene	50.73	5.0	50	0	101	80 - 120				
trans-1,2-Dichloroethene	47	5.0	50	0	94.0	76 - 120				
trans-1,3-Dichloropropene	54.04	5.0	50	0	108	80 - 120				
Trichloroethene	49.1	5.0	50	0	98.2	80 - 120				
Trichlorofluoromethane	54.7	5.0	50	0	109	72 - 130				
Vinyl chloride	46.94	2.0	50	0	93.9	70 - 127				
Xylenes, Total	151.8	5.0	150	0	101	80 - 120				
Surr: 1,2-Dichloroethane-d4	*51.17*	*0*	*50*	*0*	*102*	*70 - 125*				
Surr: 4-Bromofluorobenzene	*57.05*	*0*	*50*	*0*	*114*	*72 - 125*				
Surr: Dibromofluoromethane	*48.91*	*0*	*50*	*0*	*98.0*	*71 - 125*				
Surr: Toluene-d8	*48.29*	*0*	*50*	*0*	*96.6*	*75 - 125*				

Note: See Qualifiers Page for a list of qualifiers and their explanation.

Client: The Williams Companies, Inc.
Project: Williams FCA Waste Water Sampling
WorkOrder: HS17020756

QC BATCH REPORT

Batch ID: R289733 **Instrument:** VOA1 **Method:** SW8260

MS Sample ID: HS17020640-04MS Units: ug/L Analysis Date: 17-Feb-2017 14:55
Client ID: Run ID: VOA1_289733 SeqNo: 3990937 PrepDate: DF: 1

Analyte	Result	PQL	SPK Val	SPK Ref Value	%REC	Control Limit	RPD Ref Value	%RPD	RPD Limit	Qual
1,1,1-Trichloroethane	44.51	5.0	50	0	89.0	75 - 130				
1,1,2,2-Tetrachloroethane	49.19	5.0	50	0	98.4	74 - 123				
1,1,2-Trichlor-1,2,2-trifluoroethane	41.6	5.0	50	0	83.2	70 - 130				
1,1,2-Trichloroethane	46.36	5.0	50	0	92.7	80 - 120				
1,1-Dichloroethane	44.26	5.0	50	0	88.5	76 - 120				
1,1-Dichloroethene	42.43	5.0	50	0	84.9	75 - 130				
1,2,4-Trichlorobenzene	34.54	5.0	50	0	69.1	75 - 126				S
1,2-Dibromo-3-chloropropane	36.94	5.0	50	0	73.9	65 - 125				
1,2-Dibromoethane	49.8	5.0	50	0	99.6	80 - 121				
1,2-Dichlorobenzene	44.28	5.0	50	0	88.5	80 - 120				
1,2-Dichloroethane	47.76	5.0	50	0	95.6	76 - 120				
1,2-Dichloropropane	48.47	5.0	50	0	96.9	80 - 120				
1,3-Dichlorobenzene	44.18	5.0	50	0	88.4	80 - 120				
1,4-Dichlorobenzene	40.86	5.0	50	0	81.7	80 - 120				
2-Butanone	95.02	10	100	0	95.0	58 - 132				
2-Hexanone	106.1	10	100	0	106	61 - 130				
4-Methyl-2-pentanone	102.8	10	100	0	103	65 - 127				
Acetone	88.66	10	100	0	88.7	59 - 137				
Benzene	47.19	5.0	50	0	94.4	73 - 121				
Bromodichloromethane	50.31	5.0	50	0	101	75 - 125				
Bromoform	56.34	5.0	50	0	113	70 - 130				
Bromomethane	43.15	5.0	50	0	86.3	60 - 145				
Carbon disulfide	55.11	10	100	0	55.1	68 - 141				
Carbon tetrachloride	44.32	5.0	50	0	88.6	75 - 125				
Chlorobenzene	45.54	5.0	50	0	91.1	80 - 120				
Chloroethane	41.96	5.0	50	0	83.9	70 - 130				
Chloroform	46.42	5.0	50	0	92.8	70 - 130				
Chloromethane	34.58	5.0	50	0	69.2	67 - 123				
cis-1,2-Dichloroethene	42.79	5.0	50	0	85.6	78 - 120				
cis-1,3-Dichloropropene	50.62	5.0	50	0	101	80 - 120				
Cyclohexane	43.88	5.0	50	0	87.8	66 - 125				
Dibromochloromethane	50.03	5.0	50	0	100	80 - 130				
Dichlorodifluoromethane	30.16	5.0	50	0	60.3	63 - 125				S
Dichloromethane	42.87	10	50	0	85.7	65 - 133				

Note: See Qualifiers Page for a list of qualifiers and their explanation.

Client: The Williams Companies, Inc.
Project: Williams FCA Waste Water Sampling
WorkOrder: HS17020756

QC BATCH REPORT

Batch ID: R289733 **Instrument:** VOA1 **Method:** SW8260

MS Sample ID: HS17020640-04MS Units: ug/L Analysis Date: 17-Feb-2017 14:55
Client ID: Run ID: VOA1_289733 SeqNo: 3990937 PrepDate: DF: 1

Analyte	Result	PQL	SPK Val	SPK Ref Value	%REC	Control Limit	RPD Ref Value	%RPD	RPD Limit	Qual
Ethylbenzene	46.66	5.0	50	0	93.3	80 - 120				
Isopropylbenzene	45.25	5.0	50	0	90.5	75 - 130				
m,p-Xylene	93.59	10	100	0	93.6	76 - 121				
Methyl acetate	44.6	5.0	50	0	89.2	60 - 130				
Methyl tert-butyl ether	48.93	5.0	50	0	97.9	70 - 125				
Methylcyclohexane	49.39	5.0	50	0	98.8	61 - 158				
o-Xylene	50.15	5.0	50	0	100	80 - 120				
Styrene	52.57	5.0	50	0	105	80 - 120				
Tetrachloroethene	50.95	5.0	50	8.883	84.1	74 - 125				
Toluene	44.87	5.0	50	0	89.7	80 - 120				
trans-1,2-Dichloroethene	42.73	5.0	50	0	85.5	76 - 120				
trans-1,3-Dichloropropene	52.09	5.0	50	0	104	80 - 120				
Trichloroethene	51.33	5.0	50	4.338	94.0	80 - 120				
Trichlorofluoromethane	48.89	5.0	50	0	97.8	72 - 130				
Vinyl chloride	39.53	2.0	50	0	79.1	70 - 127				
Xylenes, Total	143.7	5.0	150	0	95.8	80 - 120				
Surr: 1,2-Dichloroethane-d4	*51.1*	*0*	*50*	*0*	*102*	*70 - 125*				
Surr: 4-Bromofluorobenzene	*59.58*	*0*	*50*	*0*	*119*	*72 - 125*				
Surr: Dibromofluoromethane	*50.31*	*0*	*50*	*0*	*101*	*71 - 125*				
Surr: Toluene-d8	*49.31*	*0*	*50*	*0*	*98.6*	*75 - 125*				

Note: See Qualifiers Page for a list of qualifiers and their explanation.

Client: The Williams Companies, Inc.
Project: Williams FCA Waste Water Sampling
WorkOrder: HS17020756

QC BATCH REPORT

Batch ID: R289733 **Instrument:** VOA1 **Method:** SW8260

MSD Sample ID: HS17020640-04MSD Units: ug/L Analysis Date: 17-Feb-2017 15:21
Client ID: Run ID: VOA1_289733 SeqNo: 3990939 PrepDate: DF: 1

Analyte	Result	PQL	SPK Val	SPK Ref Value	%REC	Control Limit	RPD Ref Value	%RPD	RPD Limit	Qual
1,1,1-Trichloroethane	45.9	5.0	50	0	91.8	75 - 130	44.51	3.09	20	
1,1,2,2-Tetrachloroethane	43.74	5.0	50	0	87.5	74 - 123	49.19	11.7	20	
1,1,2-Trichlor-1,2,2-trifluoroethane	42.74	5.0	50	0	85.5	70 - 130	41.6	2.71	20	
1,1,2-Trichloroethane	44.4	5.0	50	0	88.8	80 - 120	46.36	4.31	20	
1,1-Dichloroethane	46.14	5.0	50	0	92.3	76 - 120	44.26	4.16	20	
1,1-Dichloroethene	41.4	5.0	50	0	82.8	75 - 130	42.43	2.45	20	
1,2,4-Trichlorobenzene	36.73	5.0	50	0	73.5	75 - 126	34.54	6.16	20	S
1,2-Dibromo-3-chloropropane	36.76	5.0	50	0	73.5	65 - 125	36.94	0.504	20	
1,2-Dibromoethane	47.85	5.0	50	0	95.7	80 - 121	49.8	3.98	20	
1,2-Dichlorobenzene	43.53	5.0	50	0	87.1	80 - 120	44.28	1.65	20	
1,2-Dichloroethane	49.5	5.0	50	0	99.0	76 - 120	47.76	3.54	20	
1,2-Dichloropropane	44.83	5.0	50	0	89.7	80 - 120	48.47	7.79	20	
1,3-Dichlorobenzene	43.08	5.0	50	0	86.2	80 - 120	44.18	2.53	20	
1,4-Dichlorobenzene	43.81	5.0	50	0	87.6	80 - 120	40.86	6.97	20	
2-Butanone	90.36	10	100	0	90.4	58 - 132	95.02	5.06	20	
2-Hexanone	96.8	10	100	0	96.8	61 - 130	106.1	9.13	20	
4-Methyl-2-pentanone	92.75	10	100	0	92.8	65 - 127	102.8	10.3	20	
Acetone	83.72	10	100	0	83.7	59 - 137	88.66	5.74	20	
Benzene	46.14	5.0	50	0	92.3	73 - 121	47.19	1.99	20	
Bromodichloromethane	48.47	5.0	50	0	96.9	75 - 125	50.31	3.73	20	
Bromoform	54.29	5.0	50	0	109	70 - 130	56.34	3.7	20	
Bromomethane	45.09	5.0	50	0	90.2	60 - 145	43.15	4.38	20	
Carbon disulfide	91.27	10	100	0	91.3	68 - 141	55.11	0.99	20	
Carbon tetrachloride	44.91	5.0	50	0	89.8	75 - 125	44.32	1.33	20	
Chlorobenzene	44.59	5.0	50	0	89.2	80 - 120	45.54	2.11	20	
Chloroethane	43.17	5.0	50	0	86.3	76 - 121	41.96	2.84	20	
Chloroform	48.71	5.0	50	0	97.4	70 - 130	46.42	4.81	20	
Chloromethane	36.69	5.0	50	0	73.4	67 - 123	34.58	5.9	20	
cis-1,2-Dichloroethene	46.16	5.0	50	0	92.3	78 - 120	42.79	7.58	20	
cis-1,3-Dichloropropene	51.42	5.0	50	0	103	80 - 120	50.62	1.57	20	
Cyclohexane	46.69	5.0	50	0	93.7	66 - 125	43.88	6.35	20	
Dibromochloromethane	49.88	5.0	50	0	99.8	80 - 130	50.03	0.26	20	
Dichlorodifluoromethane	34.17	5.0	50	0	68.3	63 - 125	30.16	12.5	20	
Dichloromethane	46.42	10	50	0	92.8	65 - 133	42.87	7.96	20	

Note: See Qualifiers Page for a list of qualifiers and their explanation.

Client: The Williams Companies, Inc.
Project: Williams FCA Waste Water Sampling
WorkOrder: HS17020758

QC BATCH REPORT

Batch ID: R289733 **Instrument:** VOA1 **Method:** SW8260

MSD Sample ID: HS17020640-04MSD Units: ug/L Analysis Date: 17-Feb-2017 15:21
Client ID: Run ID: VOA1_289733 SeqNo: 3002918 PrepDate: DF: 1

Analyte	Result	PQL	SPK Val	SPK Ref Value	%REC	Control Limit	RPD Ref Value	%RPD	RPD Limit	Qual
Ethylbenzene	43.7	5.0	50	0	87.4	80 - 120	46.66	6.56	20	
Isopropylbenzene	46.93	5.0	50	0	93.9	75 - 130	45.25	3.63	20	
m,p-Xylene	86.23	10	100	0	86.2	78 - 121	93.59	8.18	20	
Methyl acetate	42.74	5.0	50	0	85.5	60 - 130	44.6	4.25	20	
Methyl tert-butyl ether	46.49	5.0	50	0	93.0	70 - 125	48.93	5.1	20	
Methylcyclohexane	41.71	5.0	50	0	83.4	61 - 158	49.39	16.9	20	
o-Xylene	46.11	5.0	50	0	92.2	80 - 120	50.15	8.4	20	
Styrene	50.34	5.0	50	0	101	80 - 120	52.57	4.34	20	
Tetrachloroethene	48.17	5.0	50	8.883	78.6	74 - 125	50.95	5.63	20	
Toluene	41.72	5.0	50	0	83.4	80 - 120	44.87	7.77	20	
trans-1,2-Dichloroethene	43	5.0	50	0	86.0	78 - 120	42.73	0.619	20	
trans-1,3-Dichloropropene	51.45	5.0	50	0	103	80 - 120	52.09	1.23	20	
Trichloroethene	47.83	5.0	50	4.338	87.0	80 - 120	51.33	7.06	20	
Trichlorofluoromethane	51.8	5.0	50	0	104	72 - 130	48.89	5.78	20	
Vinyl chloride	37.83	2.0	50	0	75.7	70 - 127	39.55	4.44	20	
Xylenes, Total	132.3	5.0	150	0	88.2	78 - 121	143.7	8.26	20	
Surr: 1,2-Dichloroethane-d4	*51.67*	*0*	*50*	*0*	*103*	*70 - 125*	*51.1*	*1.1*	*20*	
Surr: 4-Bromofluorobenzene	*55.75*	*0*	*50*	*0*	*112*	*72 - 125*	*59.58*	*6.65*	*20*	
Surr: Dibromofluoromethane	*54.85*	*0*	*50*	*0*	*104*	*71 - 125*	*60.31*	*9.91*	*20*	
Surr: Toluene-d8	*49.31*	*0*	*50*	*0*	*103*	*75 - 125*	*49.31*	*4.13*	*20*	

The following samples were analyzed in this batch: HS17020758-04

Note: See Qualifiers Page for a list of qualifiers and their explanation.

Client: The Williams Companies, Inc.
Project: Williams FCA Waste Water Sampling
WorkOrder: HS17020758

QC BATCH REPORT

Batch ID: R289811 **Instrument:** VOA1 **Method:** SW8260

MBLK Sample ID: VBLKW-170220 Units: ug/L Analysis Date: 20-Feb-2017 12:48
Client ID: Run ID: VOA1_289811 SeqNo: 3002281 PrepDate: DF: 1

Analyte	Result	PQL	SPK Val	SPK Ref Value	%REC	Control Limit	RPD Ref Value	%RPD	RPD Limit	Qual
1,1,1-Trichloroethane	ND	5.0								
1,1,2,2-Tetrachloroethane	ND	5.0								
1,1,2-Trichlor-1,2,2-trifluoroethane	ND	5.0								
1,1,2-Trichloroethane	ND	5.0								
1,1-Dichloroethane	ND	5.0								
1,1-Dichloroethene	ND	5.0								
1,2,4-Trichlorobenzene	ND	5.0								
1,2-Dibromo-3-chloropropane	ND	5.0								
1,2-Dibromoethane	ND	5.0								
1,2-Dichlorobenzene	ND	5.0								
1,2-Dichloroethane	ND	5.0								
1,2-Dichloropropane	ND	5.0								
1,3-Dichlorobenzene	ND	5.0								
1,4-Dichlorobenzene	ND	5.0								
2-Butanone	ND	10								
2-Hexanone	ND	10								
4-Methyl-2-pentanone	ND	10								
Acetone	ND	10								
Benzene	ND	5.0								
Bromodichloromethane	ND	5.0								
Bromoform	ND	5.0								
Bromomethane	ND	5.0								
Carbon disulfide	ND	10								
Carbon tetrachloride	ND	5.0								
Chlorobenzene	ND	5.0								
Chloroethane	ND	5.0								
Chloroform	ND	5.0								
Chloromethane	ND	5.0								
cis-1,2-Dichloroethene	ND	5.0								
cis-1,3-Dichloropropene	ND	5.0								
Cyclohexane	ND	5.0								
Dibromochloromethane	ND	5.0								
Dichlorodifluoromethane	ND	5.0								
Dichloromethane	ND	10								

Note: See Qualifiers Page for a list of qualifiers and their explanation.

Client: The Williams Companies, Inc.
Project: Williams FCA Waste Water Sampling
WorkOrder: HS17020758

QC BATCH REPORT

Batch ID: R289811 **Instrument:** VOA1 **Method:** SW8260

MBLK Sample ID: VBLKW-170220 Units: ug/L Analysis Date: 20-Feb-2017 12:48
Client ID: Run ID: VOA1_289811 SeqNo: 3002281 PrepDate: DF: 1

Analyte	Result	PQL	SPK Val	SPK Ref Value	%REC	Control Limit	RPD Ref Value	%RPD	RPD Limit	Qual
Ethylbenzene	ND	5.0								
Isopropylbenzene	ND	5.0								
m,p-Xylene	ND	10								
Methyl acetate	ND	5.0								
Methyl tert-butyl ether	ND	5.0								
Methylcyclohexane	ND	5.0								
o-Xylene	ND	5.0								
Styrene	ND	5.0								
Tetrachloroethene	ND	5.0								
Toluene	ND	5.0								
trans-1,2-Dichloroethene	ND	5.0								
trans-1,3-Dichloropropene	ND	5.0								
Trichloroethene	ND	5.0								
Trichlorofluoromethane	ND	5.0								
Vinyl chloride	ND	2.0								
Xylenes, Total	ND	5.0								
Surr: 1,2-Dichloroethane-d4	*50.51*	*0*	*50*	*0*	*101*	*70 - 125*				
Surr: 4-Bromofluorobenzene	*53.15*	*0*	*50*	*0*	*106*	*72 - 125*				
Surr: Dibromofluoromethane	*54.93*	*0*	*50*	*0*	*110*	*71 - 125*				
Surr: Toluene-d8	*47.47*	*0*	*50*	*0*	*94.9*	*75 - 125*				

Note: See Qualifiers Page for a list of qualifiers and their explanation.

Client: The Williams Companies, Inc.
Project: Williams FCA Waste Water Sampling
WorkOrder: HS17020758

QC BATCH REPORT

Batch ID: R289811 **Instrument:** VOA1 **Method:** SW8260

LCS Sample ID: VLCSW-170220 Units: ug/L Analysis Date: 20-Feb-2017 11:30
Client ID: Run ID: VOA1_289811 SeqNo: 3002280 PrepDate: DF: 1

Analyte	Result	PQL	SPK Val	SPK Ref Value	%REC	Control Limit	RPD Ref Value	%RPD	RPD Limit	Qual
1,1,1-Trichloroethane	46.45	5.0	50	0	92.9	75 - 130				
1,1,2,2-Tetrachloroethane	47.79	5.0	50	0	95.6	74 - 123				
1,1,2-Trichlor-1,2,2-trifluoroethane	44.15	5.0	50	0	88.3	70 - 130				
1,1,2-Trichloroethane	49.37	5.0	50	0	98.7	80 - 120				
1,1-Dichloroethane	43.75	5.0	50	0	87.5	76 - 120				
1,1-Dichloroethene	46.45	5.0	50	0	92.9	75 - 130				
1,2,4-Trichlorobenzene	43.14	5.0	50	0	86.3	75 - 126				
1,2-Dibromo-3-chloropropane	40.93	5.0	50	0	81.9	65 - 125				
1,2-Dibromoethane	52.05	5.0	50	0	104	80 - 121				
1,2-Dichlorobenzene	46.93	5.0	50	0	93.9	80 - 120				
1,2-Dichloroethane	50.44	5.0	50	0	101	76 - 120				
1,2-Dichloropropane	46.25	5.0	50	0	92.5	80 - 120				
1,3-Dichlorobenzene	49.72	5.0	50	0	99.4	80 - 120				
1,4-Dichlorobenzene	47.33	5.0	50	0	94.7	80 - 120				
2-Butanone	80.33	10	100	0	80.3	36 - 132				
2-Hexanone	98.88	10	100	0	98.9	61 - 130				
4-Methyl-2-pentanone	97.13	10	100	0	97.1	65 - 127				
Acetone	88.36	10	100	0	88.4	59 - 137				
Benzene	49.8	5.0	50	0	99.6	73 - 121				
Bromodichloromethane	52.42	5.0	50	0	105	75 - 125				
Bromoform	59.49	5.0	50	0	119	70 - 130				
Bromomethane	45.78	5.0	50	0	91.6	60 - 145				
Carbon disulfide	91.07	10	100	0	91.1	66 - 141				
Carbon tetrachloride	49.98	5.0	50	0	100.0	78 - 125				
Chlorobenzene	49.03	5.0	50	0	98.1	80 - 120				
Chloroethane	45.47	5.0	50	0	90.9	70 - 130				
Chloroform	46.91	5.0	50	0	93.8	70 - 130				
Chloromethane	42.07	5.0	50	0	84.1	67 - 123				
cis-1,2-Dichloroethene	46.04	5.0	50	0	92.1	78 - 120				
cis-1,3-Dichloropropene	50.73	5.0	50	0	101	80 - 120				
Cyclohexane	42.98	5.0	50	0	85.9	66 - 125				
Dibromochloromethane	53.64	5.0	50	0	107	80 - 120				
Dichlorodifluoromethane	42.17	5.0	50	0	84.3	63 - 125				
Dichloromethane	45.62	10	50	0	91.2	65 - 133				

Note: See Qualifiers Page for a list of qualifiers and their explanation.

Client: The Williams Companies, Inc.
Project: Williams FCA Waste Water Sampling
WorkOrder: HS17020756

QC BATCH REPORT

Batch ID: R289811 **Instrument:** VOA1 **Method:** SW8260

LCS Sample ID: VLCSW-170220 Units: ug/L Analysis Date: 20-Feb-2017 11:30
Client ID: Run ID: VOA1_289811 SeqNo: 3092280 PrepDate: DF: 1

Analyte	Result	PQL	SPK Val	SPK Ref Value	%REC	Control Limit	RPD Ref Value	%RPD	RPD Limit	Qual
Ethylbenzene	52.25	5.0	50	0	104	80 - 120				
Isopropylbenzene	49.4	5.0	50	0	98.8	75 - 130				
m,p-Xylene	101.3	10	100	0	101	78 - 121				
Methyl acetate	43.54	5.0	50	0	87.1	60 - 130				
Methyl tert-butyl ether	47.8	5.0	50	0	95.6	70 - 125				
Methylcyclohexane	47.76	5.0	50	0	95.5	61 - 158				
o-Xylene	52.53	5.0	50	0	105	80 - 120				
Styrene	52.25	5.0	50	0	104	80 - 120				
Tetrachloroethene	48.72	5.0	50	0	97.4	74 - 125				
Toluene	47.34	5.0	50	0	94.7	80 - 120				
trans-1,2-Dichloroethene	46.64	5.0	50	0	93.3	78 - 120				
trans-1,3-Dichloropropene	54.23	5.0	50	0	108	80 - 120				
Trichloroethene	48.27	5.0	50	0	96.5	80 - 120				
Trichlorofluoromethane	50.96	5.0	50	0	102	72 - 130				
Vinyl chloride	43.75	2.0	50	0	87.5	70 - 127				
Xylenes, Total	153.8	5.0	150	0	103	80 - 120				
Surr: 1,2-Dichloroethane-d4	*47.45*	*0*	*50*	*0*	*94.9*	*70 - 125*				
Surr: 4-Bromofluorobenzene	*59.63*	*0*	*50*	*0*	*120*	*72 - 125*				
Surr: Dibromofluoromethane	*48.99*	*0*	*50*	*0*	*98.0*	*71 - 125*				
Surr: Toluene-d8	*53.4*	*0*	*50*	*0*	*107*	*75 - 125*				

Note: See Qualifiers Page for a list of qualifiers and their explanation.

Client: The Williams Companies, Inc.
Project: Williams FCA Waste Water Sampling
WorkOrder: HS17020756

QC BATCH REPORT

Batch ID: R289811 **Instrument:** VOA1 **Method:** SW8260

MS Sample ID: HS17020712-05MS Units: ug/L Analysis Date: 20-Feb-2017 15:24
Client ID: Run ID: VOA1_289811 SeqNo: 3092284 PrepDate: DF: 1

Analyte	Result	PQL	SPK Val	SPK Ref Value	%REC	Control Limit	RPD Ref Value	%RPD	RPD Limit	Qual
1,1,1-Trichloroethane	45.33	5.0	50	0	90.7	75 - 130				
1,1,2,2-Tetrachloroethane	46.85	5.0	50	0	93.7	74 - 123				
1,1,2-Trichlor-1,2,2-trifluoroethane	45.89	5.0	50	0	91.8	70 - 130				
1,1,2-Trichloroethane	45.33	5.0	50	0	90.7	80 - 120				
1,1-Dichloroethane	44.16	5.0	50	0	88.3	78 - 120				
1,1-Dichloroethene	44.82	5.0	50	0	89.6	75 - 130				
1,2,4-Trichlorobenzene	33.98	5.0	50	0	67.9	75 - 126				S
1,2-Dibromo-3-chloropropane	38.6	5.0	50	0	77.2	65 - 125				
1,2-Dibromoethane	48.57	5.0	50	0	97.1	80 - 121				
1,2-Dichlorobenzene	39.9	5.0	50	0	79.8	80 - 120				S
1,2-Dichloroethane	50.76	5.0	50	0	102	76 - 120				
1,2-Dichloropropane	49.66	5.0	50	0	99.3	80 - 120				
1,3-Dichlorobenzene	42.24	5.0	50	0	84.5	80 - 120				
1,4-Dichlorobenzene	43.26	5.0	50	0	86.5	80 - 120				
2-Butanone	94.65	10	100	0	95.0	58 - 132				
2-Hexanone	110.2	10	100	0	110	61 - 130				
4-Methyl-2-pentanone	108.4	10	100	0	108	65 - 127				
Acetone	104.9	10	100	6.005	98.9	59 - 137				
Benzene	51.66	5.0	50	0	103	73 - 121				
Bromodichloromethane	53.72	5.0	50	0	107	75 - 125				
Bromoform	53.33	5.0	50	0	107	70 - 130				
Bromomethane	44.24	5.0	50	0	88.5	60 - 145				
Carbon disulfide	87.3	10	100	0	87.3	56 - 141				
Carbon tetrachloride	49.67	5.0	50	0	99.3	75 - 125				
Chlorobenzene	45.54	5.0	50	0	91.1	80 - 120				
Chloroethane	43.43	5.0	50	0	86.9	70 - 130				
Chloroform	47.11	5.0	50	0	94.2	70 - 130				
Chloromethane	36.72	5.0	50	0	73.4	67 - 123				
cis-1,2-Dichloroethene	46.41	5.0	50	0	92.8	78 - 120				
cis-1,3-Dichloropropene	53.14	5.0	50	0	106	80 - 120				
Cyclohexane	46.16	5.0	50	0	96.3	66 - 125				
Dibromochloromethane	48.67	5.0	50	0	97.3	80 - 120				
Dichlorodifluoromethane	33.14	5.0	50	0	66.3	63 - 125				
Dichloromethane	45.16	10	50	0	90.3	65 - 133				

Note: See Qualifiers Page for a list of qualifiers and their explanation.

Client: The Williams Companies, Inc.
Project: Williams FCA Waste Water Sampling
WorkOrder: HS17020756

QC BATCH REPORT

Batch ID: R289811 **Instrument:** VOA1 **Method:** SW8260

MS Sample ID: HS17020712-05MS Units: ug/L Analysis Date: 20-Feb-2017 15:24
Client ID: Run ID: VOA1_289811 SeqNo: 3092284 PrepDate: DF: 1

Analyte	Result	PQL	SPK Val	SPK Ref Value	%REC	Control Limit	RPD Ref Value	%RPD	RPD Limit	Qual
Ethylbenzene	45.33	5.0	50	0	90.7	80 - 120				
Isopropylbenzene	45.78	5.0	50	0	91.6	75 - 130				
m,p-Xylene	89.65	10	100	0	89.7	78 - 121				
Methyl acetate	42.55	5.0	50	0	85.1	60 - 130				
Methyl tert-butyl ether	49.06	5.0	50	0	98.1	70 - 125				
Methylcyclohexane	53.41	5.0	50	0	107	61 - 158				
o-Xylene	46.27	5.0	50	0	92.5	80 - 120				
Styrene	46.1	5.0	50	0	92.2	80 - 120				
Tetrachloroethene	44.18	5.0	50	0	88.4	74 - 125				
Toluene	44.92	5.0	50	0	89.8	80 - 120				
trans-1,2-Dichloroethene	44.21	5.0	50	0	88.4	78 - 120				
trans-1,3-Dichloropropene	53.83	5.0	50	0	108	80 - 120				
Trichloroethene	48.95	5.0	50	0	97.9	80 - 120				
Trichlorofluoromethane	48.01	5.0	50	0	96.0	72 - 130				
Vinyl chloride	41.99	2.0	50	0	84.0	70 - 127				
Xylenes, Total	134.9	5.0	150	0	89.9	80 - 120				
Surr: 1,2-Dichloroethane-d4	*47.36*	*0*	*50*	*0*	*94.7*	*70 - 125*				
Surr: 4-Bromofluorobenzene	*54.99*	*0*	*50*	*0*	*110*	*72 - 125*				
Surr: Dibromofluoromethane	*49.45*	*0*	*50*	*0*	*98.9*	*71 - 125*				
Surr: Toluene-d8	*49*	*0*	*50*	*0*	*98.0*	*75 - 125*				

Note: See Qualifiers Page for a list of qualifiers and their explanation.

Client: The Williams Companies, Inc.
Project: Williams FCA Waste Water Sampling
WorkOrder: HS17020756

QC BATCH REPORT

Batch ID: R289811 **Instrument:** VOA1 **Method:** SW8260

MSD Sample ID: HS17020712-05MSD Units: ug/L Analysis Date: 20-Feb-2017 15:51
Client ID: Run ID: VOA1_289811 SeqNo: 3092285 PrepDate: DF: 1

Analyte	Result	PQL	SPK Val	SPK Ref Value	%REC	Control Limit	RPD Ref Value	%RPD	RPD Limit	Qual
1,1,1-Trichloroethane	52.09	5.0	50	0	104	75 - 130	45.33	13.9	20	
1,1,2,2-Tetrachloroethane	49.44	5.0	50	0	98.9	74 - 123	46.85	5.35	20	
1,1,2-Trichlor-1,2,2-trifluoroethane	51.9	5.0	50	0	104	70 - 130	45.89	12.3	20	
1,1,2-Trichloroethane	47.48	5.0	50	0	95.0	80 - 120	45.33	4.64	20	
1,1-Dichloroethane	48.5	5.0	50	0	97.0	78 - 120	44.16	8.86	20	
1,1-Dichloroethene	52.09	5.0	50	0	104	75 - 130	44.82	15	20	
1,2,4-Trichlorobenzene	46.72	5.0	50	0	93.4	75 - 126	33.98	32.8	20	R
1,2-Dibromo-3-chloropropane	47.42	5.0	50	0	94.8	65 - 125	38.6	20.5	20	R
1,2-Dibromoethane	48.21	5.0	50	0	96.4	80 - 121	48.57	0.744	20	
1,2-Dichlorobenzene	47.02	5.0	50	0	94.0	80 - 120	39.9	16.4	20	
1,2-Dichloroethane	50.36	5.0	50	0	101	76 - 120	50.76	0.703	20	
1,2-Dichloropropane	46.15	5.0	50	0	92.3	80 - 120	49.66	7.34	20	
1,3-Dichlorobenzene	48.22	5.0	50	0	96.4	80 - 120	42.24	13.2	20	
1,4-Dichlorobenzene	44.43	5.0	50	0	88.9	80 - 120	43.26	2.67	20	
2-Butanone	104.9	10	100	0	105	58 - 132	94.65	9.86	20	
2-Hexanone	108.4	10	100	0	108	61 - 130	110.2	1.71	20	
4-Methyl-2-pentanone	109.3	10	100	0	109	65 - 127	108.4	0.831	20	
Acetone	112.5	10	100	6.005	106	59 - 137	104.9	6.98	20	
Benzene	49.42	5.0	50	0	98.8	73 - 121	51.66	4.41	20	
Bromodichloromethane	48.77	5.0	50	0	97.5	75 - 125	53.72	9.65	20	
Bromoform	52.14	5.0	50	0	104	70 - 130	53.33	2.26	20	
Bromomethane	50.85	5.0	50	0	102	60 - 145	44.24	13.9	20	
Carbon disulfide	105.9	10	100	0	106	56 - 141	87.3	19.2	20	
Carbon tetrachloride	47.27	5.0	50	0	94.5	75 - 125	49.67	4.95	20	
Chlorobenzene	47.7	5.0	50	0	95.4	80 - 120	45.54	4.65	20	
Chloroethane	52.06	5.0	50	0	104	76 - 121	43.43	18.1	20	
Chloroform	50.79	5.0	50	0	102	70 - 130	47.11	7.52	20	
Chloromethane	41.6	5.0	50	0	83.2	67 - 123	36.72	12.5	20	
cis-1,2-Dichloroethene	51.9	5.0	50	0	104	78 - 120	46.41	11.2	20	
cis-1,3-Dichloropropene	51.95	5.0	50	0	104	80 - 120	53.14	2.26	20	
Cyclohexane	51.41	5.0	50	0	103	66 - 125	48.16	6.54	20	
Dibromochloromethane	49.58	5.0	50	0	99.2	80 - 120	48.67	1.85	20	
Dichlorodifluoromethane	39.01	5.0	50	0	78.0	63 - 125	33.14	16.3	20	
Dichloromethane	51.16	10	50	0	102	65 - 133	45.16	12.5	20	

Note: See Qualifiers Page for a list of qualifiers and their explanation.

Client: The Williams Companies, Inc.
Project: Williams FCA Waste Water Sampling
WorkOrder: HS17020758

QC BATCH REPORT

Batch ID: R289811 — **Instrument: VOA1** — **Method: SW8260**

MSD Sample ID: HS17020712-05MSD — Units: ug/L — Analysis Date: 20-Feb-2017 15:51
Client ID: — Run ID: VOA1_289811 — SeqNo: 3992285 — PrepDate: — DF: 1

Analyte	Result	PQL	SPK Val	SPK Ref Value	%REC	Control Limit	RPD Ref Value	%RPD	RPD Limit	Qual
Ethylbenzene	48.8	5.0	50	0	97.6	80 - 120	45.33	7.37	20	
Isopropylbenzene	46.13	5.0	50	0	92.3	75 - 130	45.78	0.753	20	
m,p-Xylene	98.23	10	100	0	98.2	78 - 121	89.65	7.07	20	
Methyl acetate	48.77	5.0	50	0	97.5	60 - 130	42.55	13.6	20	
Methyl tert-butyl ether	51.56	5.0	50	0	103	70 - 125	49.06	4.98	20	
Methylcyclohexane	48.62	5.0	50	0	97.2	61 - 158	53.41	9.4	20	
o-Xylene	43.16	5.0	50	0	86.3	80 - 120	46.27	4.79	20	
Styrene	47.48	5.0	50	0	95.0	80 - 120	46.1	2.94	20	
Tetrachloroethene	47.57	5.0	50	0	95.1	74 - 125	44.18	7.39	20	
Toluene	46.79	5.0	50	0	93.6	80 - 120	44.92	4.06	20	
trans-1,2-Dichloroethene	50.59	5.0	50	0	101	78 - 120	44.21	13.8	20	
trans-1,3-Dichloropropene	52.67	5.0	50	0	105	80 - 120	53.83	2.17	20	
Trichloroethene	46.09	5.0	50	0	92.2	80 - 120	48.95	6.05	20	
Trichlorofluoromethane	59.77	5.0	50	0	120	72 - 130	48.01	21.5	20	R
Vinyl chloride	47.11	2.0	50	0	94.2	70 - 127	41.99	11.5	20	
Xylenes, Total	139.4	5.0	150	0	92.9	78 - 121	134.9	3.25	20	
Surr: 1,2-Dichloroethane-d4	53.89	0	50	0	108	70 - 125	47.36	12.9	20	
Surr: 4-Bromofluorobenzene	53.19	0	50	0	106	72 - 125	54.99	3.31	20	
Surr: Dibromofluoromethane	55.04	0	50	0	110	71 - 125	49.45	10.7	20	
Surr: Toluene-d8	48.18	0	50	0	96.4	75 - 125	49	1.68	20	

The following samples were analyzed in this batch: HS17020758-01 HS17020758-02 HS17020758-03

Note: See Qualifiers Page for a list of qualifiers and their explanation.

Client: The Williams Companies, Inc.
Project: Williams FCA Waste Water Sampling
WorkOrder: HS17020758

QC BATCH REPORT

Batch ID: R289820 — **Instrument: VOA1** — **Method: SW8260**

MBLK Sample ID: VBLKW-170220 — Units: ug/L — Analysis Date: 21-Feb-2017 00:58
Client ID: — Run ID: VOA1_289820 — SeqNo: 3992534 — PrepDate: — DF: 1

Analyte	Result	PQL	SPK Val	SPK Ref Value	%REC	Control Limit	RPD Ref Value	%RPD	RPD Limit	Qual
Acetone	ND	10								
Toluene	ND	5.0								
Surr: 1,2-Dichloroethane-d4	48.25	0	50	0	96.5	70 - 125				
Surr: 4-Bromofluorobenzene	52.59	0	50	0	105	72 - 125				
Surr: Dibromofluoromethane	49.86	0	50	0	99.7	71 - 125				
Surr: Toluene-d8	47.67	0	50	0	95.3	75 - 125				

LCS Sample ID: VLCSW-170220 — Units: ug/L — Analysis Date: 20-Feb-2017 23:40
Client ID: — Run ID: VOA1_289820 — SeqNo: 3992532 — PrepDate: — DF: 1

Analyte	Result	PQL	SPK Val	SPK Ref Value	%REC	Control Limit	RPD Ref Value	%RPD	RPD Limit	Qual
Acetone	95.6	10	100	0	95.6	59 - 137				
Toluene	46.39	5.0	50	0	92.8	80 - 120				
Surr: 1,2-Dichloroethane-d4	46.82	0	50	0	93.6	70 - 125				
Surr: 4-Bromofluorobenzene	51.85	0	50	0	104	72 - 125				
Surr: Dibromofluoromethane	50.49	0	50	0	101	71 - 125				
Surr: Toluene-d8	48.24	0	50	0	96.5	75 - 125				

LCSD Sample ID: VLCSDW-170220 — Units: ug/L — Analysis Date: 21-Feb-2017 00:06
Client ID: — Run ID: VOA1_289820 — SeqNo: 3992533 — PrepDate: — DF: 1

Analyte	Result	PQL	SPK Val	SPK Ref Value	%REC	Control Limit	RPD Ref Value	%RPD	RPD Limit	Qual
Acetone	88.1	10	100	0	88.1	59 - 137	90.9	6.17	20	
Toluene	46.84	5.0	50	0	93.7	80 - 120	46.39	0.952	20	
Surr: 1,2-Dichloroethane-d4	47.65	0	50	0	95.3	70 - 125	48.82	1.74	20	
Surr: 4-Bromofluorobenzene	55.06	0	50	0	110	72 - 125	51.85	6	20	
Surr: Dibromofluoromethane	47.94	0	50	0	95.9	71 - 125	50.49	5.17	20	
Surr: Toluene-d8	48.34	0	50	0	96.7	75 - 125	48.24	1.82	20	

Note: See Qualifiers Page for a list of qualifiers and their explanation.

Client: The Williams Companies, Inc.
Project: Williams FCA Waste Water Sampling
WorkOrder: HS17020758

QC BATCH REPORT

Batch ID: R289820 — **Instrument: VOA1** — **Method: SW8260**

MS Sample ID: HS17020791-03MS — Units: ug/L — Analysis Date: 21-Feb-2017 03:35
Client ID: — Run ID: VOA1_289820 — SeqNo: 3992536 — PrepDate: — DF: 1

Analyte	Result	PQL	SPK Val	SPK Ref Value	%REC	Control Limit	RPD Ref Value	%RPD	RPD Limit	Qual
Acetone	90.8	10	100	0	90.8	59 - 137				
Toluene	46.46	5.0	50	0	92.9	80 - 120				
Surr: 1,2-Dichloroethane-d4	44	0	50	0	88.0	70 - 125				
Surr: 4-Bromofluorobenzene	55.6	0	50	0	111	72 - 125				
Surr: Dibromofluoromethane	46.71	0	50	0	93.4	71 - 125				
Surr: Toluene-d8	49.81	0	50	0	99.6	75 - 125				

MSD Sample ID: HS17020791-03MSD — Units: ug/L — Analysis Date: 21-Feb-2017 04:01
Client ID: — Run ID: VOA1_289820 — SeqNo: 3992537 — PrepDate: — DF: 1

Analyte	Result	PQL	SPK Val	SPK Ref Value	%REC	Control Limit	RPD Ref Value	%RPD	RPD Limit	Qual
Acetone	94.71	10	100	0	94.7	59 - 137	90.8	4.21	20	
Toluene	46.07	5.0	50	0	92.1	80 - 120	46.46	0.829	20	
Surr: 1,2-Dichloroethane-d4	46.49	0	50	0	93.0	70 - 125	44	5.5	20	
Surr: 4-Bromofluorobenzene	52.37	0	50	0	105	72 - 125	55.6	6.09	20	
Surr: Dibromofluoromethane	47.63	0	50	0	95.3	71 - 125	46.71	1.95	20	
Surr: Toluene-d8	51.67	0	50	0	103	75 - 125	49.81	3.67	20	

The following samples were analyzed in this batch: HS17020758-01 HS17020758-03

Note: See Qualifiers Page for a list of qualifiers and their explanation.

Client: The Williams Companies, Inc.
Project: Williams FCA Waste Water Sampling
WorkOrder: HS17020758

QUALIFIERS, ACRONYMS, UNITS

Qualifier	Description
*	Value exceeds Regulatory Limit
a	Not accredited
B	Analyte detected in the associated Method Blank above the Reporting Limit
E	Value above quantitation range
H	Analyzed outside of Holding Time
J	Analyte detected below quantitation limit
M	Manually integrated, see raw data for justification
n	Not offered for accreditation
ND	Not Detected at the Reporting Limit
Q	Sample amount is > 4 times amount spiked
R	RPD above laboratory control limit
S	Spike Recovery outside laboratory control limits
U	Analyzed but not detected above the MDL/SDL

Acronym	Description
DCS	Detectability Check Study
DUP	Method Duplicate
LCS	Laboratory Control Sample
LCSD	Laboratory Control Sample Duplicate
MBLK	Method Blank
MDL	Method Detection Limit
MQL	Method Quantitation Limit
MS	Matrix Spike
MSD	Matrix Spike Duplicate
PDS	Post Digestion Spike
PQL	Practical Quantitation Limit
SD	Serial Dilution
SDL	Sample Detection Limit
TRRP	Texas Risk Reduction Program

Unit Reported	Description
mg/L	Milligrams per Liter

CERTIFICATIONS,ACCREDITATIONS & LICENSES

Agency	Number	Expire Date
Arkansas	16-022-1	27-Mar-2017
California	2919 2016-2018	31-Jul-2018
Illinois	003872	09-May-2017
Kansas	E-10052 2016-2017	31-Jul-2017
Kentucky	90 2016-2017	30-Apr-2017
Louisiana	03087 2016-2017	30-Jun-2017
North Carolina	624-2017	31-Dec-2017
North Dakota	R193 2016-2017	30-Apr-2017
Oklahoma	2016-122	31-Aug-2017
Texas	TX104704231-16-17	30-Apr-2017

Client: The Williams Companies, Inc.
Project: Williams FCA Waste Water Sampling
Work Order: HS17020758

SAMPLE TRACKING

Lab Samp ID	Client Sample ID	Action	Date	Person	New Location
HS17020758-04	Trip Blank-0221116-75	Login	2/17/2017 3:27:06 PM	NAB	VW-3
HS17020758-01	El Cedro Compressor Station	Out	2/21/2017 9:57:03 AM	JCJ	METPREP
HS17020758-02	La Jara Compressor Station	Out	2/21/2017 9:57:03 AM	JCJ	METPREP
HS17020758-03	29-6 #4 CDP	Out	2/21/2017 9:57:03 AM	JCJ	METPREP
HS17020758-01	El Cedro Compressor Station	Return	2/21/2017 9:57:30 AM	JCJ	14C
HS17020758-02	La Jara Compressor Station	Return	2/21/2017 9:57:30 AM	JCJ	14C
HS17020758-03	29-6 #4 CDP	Return	2/21/2017 9:57:30 AM	JCJ	14C
HS17020758-01	El Cedro Compressor Station	Out	2/23/2017 4:35:35 PM	PVL	METPREP
HS17020758-02	La Jara Compressor Station	Out	2/23/2017 4:35:35 PM	PVL	METPREP
HS17020758-03	29-6 #4 CDP	Out	2/23/2017 4:35:35 PM	PVL	METPREP
HS17020758-01	El Cedro Compressor Station	Return	2/23/2017 4:35:54 PM	PVL	14C
HS17020758-02	La Jara Compressor Station	Return	2/23/2017 4:35:54 PM	PVL	14C
HS17020758-03	29-6 #4 CDP	Return	2/23/2017 4:35:54 PM	PVL	14C

Sample Receipt Checklist

Client Name: Williams NM
Work Order: HS17020758
Date/Time Received: 17-Feb-2017 13:00
Received by: PMG

Checklist completed by: *Cesar A. Lira* (eSignature) 17-Feb-2017 (Date)
Reviewed by: *Nicole Brown* (eSignature) 22-Feb-2017 (Date)

Matrices: Water
Carrier name: FedEx

Shipping container/cooler in good condition?	Yes ☑	No ☐	Not Present ☐
Custody seals intact on shipping container/cooler?	Yes ☑	No ☐	Not Present ☐
Custody seals intact on sample bottles?	Yes ☐	No ☐	Not Present ☑
Chain of custody present?	Yes ☑	No ☐	
Chain of custody signed when relinquished and received?	Yes ☑	No ☐	
Chain of custody agrees with sample labels?	Yes ☑	No ☐	
samples in proper container/bottle?	Yes ☑	No ☐	
Sample containers intact?	Yes ☐	No ☑	
TX1005 solids received in hermetically sealed vials?	Yes ☐	No ☐	N/A ☑
Sufficient sample volume for indicated test?	Yes ☑	No ☐	
All samples received within holding time?	Yes ☑	No ☐	
Container/Temp Blank temperature in compliance?	Yes ☑	No ☐	
Temperature(s)/Thermometer(s):	1.4c/2.0c uc/c	IR#15	
Cooler(s)/Kit(s):	25614		
Date/Time sample(s) sent to storage:	2/17/2017 4:00pm		
Water - VOA vials have zero headspace?	Yes ☑	No ☐	No VOA vials submitted ☐
Water - pH acceptable upon receipt?	Yes ☑	No ☐	N/A ☐
pH adjusted?	Yes ☐	No ☐	N/A ☑
pH adjusted by:			

Login Notes: Received one broken TB vial.

Client Contacted: Date Contacted: Person Contacted
Contacted By: Regarding:
Comments:
Corrective Action:

ALS Environmental

Chain of Custody Form

Page 1 of 1

HS17020758

The Williams Companies, Inc.
Williams FCA Waste Water Sampling

Customer Information: Purchase Order; Work Order; Company Name: Williams; Send Report To: Matt Vedra; Address: 1765 Arroyo Drive; City/State/Zip: Bloomfield, NM 87413; Phone: 505-632-4442; Fax; e-Mail Address: mvedra@williams.com

Project Information: Project Name: Williams FCA Waste Water; Project Number; Bill To Company: Williams; Invoice Attn: Matt Vedra; Address: 1765 Arroyo Drive; City/State/Zip: Bloomfield, NM 87413; Phone: 505-632-4442; Fax; e-Mail Address: mvedra@williams.com

Project Manager

No.	Sample Description	Date	Time	Matrix	# Containers	A TCL MS/VOCs (8260C)	B TCL SVOCs (8270D)	C RCRA Metals (6020/7470)	D	E	F	G	H	I	J 8015
1	El Cedro COMPRESSOR STATION	02/15/17	1015	W	1,2,3	X	X	X							
2	La Jara COMPRESSOR STATION	02/15/17	1210	W	1,2,3	X	X	X							
3	29-6 #4 CDP	02/15/17	1340	W	1,2,3	X	X	X							
4	TRIP BLANK-0221116-75	02/15/17	1400	W	1,2,3	X	X	X							
5															
6															
7															
8															
9															
10															

Special Instructions/QC Requirements & Comments: Matt Vedra, Michael Hanson

Shipment Method: FedEx Overnight

Requested Turnaround Time: ☐ Days ☐ Hrs ☐ Date

Results Due Date

Relinquished by: Date 2/16/17 Time 17:00

Received by: Date 2/16/17 Time

Relinquished by: Date Time

Received by: Date Time

Preservation (✓): ☐ HNO3 ☐ H2SO4 ☐ NaOH ☐ NaO2S2O3 ☐ Other

Cooler Temp: 1.4 / 2.0

QC Package: (Check One Box Below)
☐ Level I: Results Only
☐ Level II: Results + QC
☐ Level III: Std QC + Raw Data
☐ Level IV: SW846 CLP-Like
☐ Other:

Note: Any changes made by client to sampling dates/times and QC/Check Sums subsequent to ALS acceptance, is ALS Environmental.

25614



25614

ALS Environmental
10450 Stancliff Rd., Suite 210
Houston, Texas 77099
Tel. +1 281 530 5656
Fax. +1 281 530 5657

CUSTODY SEAL

FedEx
6765 7280 9485
FRI - 17 FEB 10:30A
PRIORITY OVERNIGHT
77099
TX-US
IAH
XH SGRA





Appendix E

2017 AREA OF REVIEW
UNIT LETTERS ENCOMPASSED BY THE 2-MILE AOR

Sec	TWN	RNG	UL	
1	29N	12W	ALL	
2	29N	12W	ALL	
3	29N	12W	ALL	
4	29N	12W	ACFJKNP	
9	29N	12W	ABH	
10	29N	12W	ABCDIJN	
11	29N	12W	ACDGHILOP	
12	29N	12W	AEFKM	
25	30N	12W	EMN	
26	30N	12W	FGLNOP	
27	30N	12W	LMP	
28	30N	12W	O	
33	30N	12W	GHIJK	
34	30N	12W	ALL	
35	30N	12W	ALL	
36	30N	12W	AEIMN	

Radius expanded to 2 miles for permit renewal requirements.

7 Wells were Plugged & Abandoned since last renewal in 2012.

30-045-08523	PRE-ONGARD WELL	#001	Pre Ongard	Water	Private	Permanently	10	29N	12W	J	8/21/1946	1871															??
30-045-23889	BECK A	#001E	Burlington	Gas	Federal	Active	10	29N	12W	B	1/5/1981	6514	8.625	240	150 surf				4.5	6514	765 surf	6277 -6454					
30-045-30381	CORNELL	#100	Burlington	Gas	Federal	Active	10	29N	12W	B	1/7/2003	1968	7	147	55 surf				4.5	1959	229 surf	1543-1704 1744-1800					
30-045-08601	CORNELL A	#001	BP America	Gas	Federal	Active	10	29N	12W	D	12/28/1960	6510															
30-045-24132	CORNELL A	#001E	BP America	Gas	Federal	Active	10	29N	12W	N	4/4/1980	6350															
30-045-08517	BECK A	#001	Burlington	Gas	Private	Active	10	29N	12W	J	6/12/1962	6410															
30-045-34452	BECK 29 12 10	#108	Synergy	Gas	Federal	Active	10	29N	12W	N	2/21/2008	1865															
30-045-13218	PRE-ONGARD WELL	#010	Pre Ongard	Gas	Federal	Plugged	11	29N	12W	A		0															12/31/1901
30-045-08558	PRE-ONGARD WELL	#001	Pre Ongard	Gas	Federal	Plugged	11	29N	12W	G	1/1/1940	0															4/16/1976
30-045-08475	CARROLL CORNELL	#012	Producing Royalties	Gas	Federal	Plugged	11	29N	12W	P	11/22/1953	1895															6/13/1979
30-045-08515	PRE-ONGARD WELL	#001	Pre Ongard	Gas	Private	Plugged	11	29N	12W	L	11/25/1932	0															12/13/1982
30-045-20067	PRE-ONGARD WELL	#001	Pre Ongard	Gas	Federal	Plugged	11	29N	12W	O	5/5/1967	0															4/18/1986
30-045-22118	PAYNE	#001	Producing Royalties	Gas	Federal	Plugged	11	29N	12W	A	7/31/1976	2060															2/13/2002
30-045-08615	CORNELL	#006	Thompson Engr & Prod	Gas	Federal	Active	11	29N	12W	C	11/7/1955	1839	8.625	106	70 surf	5.5	1811		3.5	2022	181 surf	1811 -1839					
30-045-31581	CORNELL	#101	Burlington	Gas	Federal	Active	11	29N	12W	D	10/7/2003	2008	7	140	35 surf				4.5	2000	270 surf	1726 -1764					
30-045-13092	CORNELL C	#001	BP America	Gas	Federal	Active	11	29N	12W	D	12/6/1961	6604	8.625	250	150 surf				4.5	6604	300 surf	6298 -6483					
30-045-24447	FEDERAL PRI	#001E	Burlington	Gas	Federal	Active	11	29N	12W	H	10/9/1980	6581															
30-045-29945	PAYNE	#001R	Mcelvain Energy	Gas	Federal	Active	11	29N	12W	H	10/27/1999	2050															
30-045-32667	PRI	#003	Mcelvain Energy	Gas	Federal	Active	11	29N	12W	I	2/27/2005	1960															
30-045-22119	PAYNE	#002	Mcelvain Energy	Gas	Federal	Plugged	12	29N	12W	F	7/22/1976	2062															10/30/2010
30-045-24086	CORNELL D	#001E	BP America	Gas	Federal	Active	12	29N	12W	A	5/22/1980	6635															
30-045-33015	PRI	#001S	Mcelvain Energy	Gas	Federal	Active	12	29N	12W	A	9/20/2005	2057															
30-045-22962	PAYNE	#002J	Mcelvain Energy	Gas	Federal	Active	12	29N	12W	E	6/12/1978	2026															
30-045-32665	PRI	#001	Mcelvain Energy	Gas	Federal	Active	12	29N	12W	E	2/17/2005	2090															
30-045-24283	CORNELL E	#001E	BP America	Gas	Federal	Active	12	29N	12W	F	5/12/1980	6609															
30-045-08528	CORNELL SRC	#004	Burlington	Gas	Federal	Active	12	29N	12W	K	5/25/1941	1970															

														Surface Casing			INT Casing			Production Casing					
API	Well Name	Well #	Current Operator	Type	Lease	Status	Sec	TWN	RNG	U L	Spud Date	TD	size	depth	Sacks TOC	size	depth	Sacks TOC	size	depth	Sacks TOC	Perfs	Packer	PLUGGED
30-045-28653	SUNCO DISPOSAL	#001	Aqua Moss	Salt Water Disposal	Private	Active	2	29N	12W	E	1/28/1992	4760	8.625	209	150 surf				5.5	4760	1010 surf	4350 -4460	4282 10/15/07	4350-4460 TA'd
30-045-08783	PRE-ONGARD WELL	#001	Pre Ongard	Gas	Private	Plugged	1	29N	12W	F	7/9/2003	2090												12/31/1901
30-045-08793	Pre-Ongard		Southern union	Gas	Private	Plugged	1	29N	12W	E	3/16/1948	2125												3/16/1948
30-045-08641	PRE-ONGARD WELL	#003	Pre Ongard	Gas	Federal	Plugged	1	29N	12W	O	4/11/1998	2203												11/16/1981
30-045-08782	Cornell	5	Burlington	Gas	Federal	Plugged	1	29N	12W	G	9/30/1955	99999												4/28/1994
30-045-08656	Cornell	2	Energen Resources	Gas	Federal	Plugged	1	29N	12W	M	10/2/1955	1996												9/15/2005
30-045-34348	Allen Com	#100	Burlington	Gas	Federal	Plugged	1	29N	12W	B	10/22/2007	138												1/22/2009
30-045-08851	ALLEN A	#001	BP America	Gas	Private	Active	1	29N	12W	D	3/12/1961	6785	8.265	264	200 surf				4.5	6785	300 surf	6518 -6718		
30-045-26214	ALLEN A	#001E	BP America	Gas	Federal	Active	1	29N	12W	L	3/22/1985	5825	8.625	318	225 surf				5.5	6622	820 surf	6425 -6602		
30-045-08661	Dudley Cornell A	#001	BP America	Gas	Federal	Active	1	29N	12W	O	11/15/1960	6730	9.625	263	200 surf				4.5	6707	300 surf	6434 -6587		
30-045-24129	Dudley Cornell A	#003E	BP America	Gas	Federal	Active	1	29N	12W	G	4/28/1980	6722	9.625	348	250 surf				4.5	6730	180 surf	6496 -6629		
30-045-29538	Cornell	5 R	Burlington	Gas	Federal	Active	1	29N	12W	A	4/14/1998	2225	7	131	45 -53				3.5	2215	414-741	2029-2059		
30-045-29167	Hike	1	Dugan Production	Gas	Federal	Active	1	29N	12W	G	7/10/1994	3840	8.625	260	175 surf				4.5	3820	595 surf	3710 -3718	3710	
30-045-31612	Cornell	25	Southland Royalty	Gas	Federal	Active	1	29N	12W	O	7/27/1957	0	7	136	56 surf				4.5	2058	225 surf	1725 -1921		
30-045-29539	Cornell	3 R	Southland Royalty	Gas	Federal	Active	1	29N	12W	I	10/7/1955	0	7	131	45 -53				3.5	2193	414-741	1991-2041		
30-045-32346	CORNELL	#002R	Southland Royalty	Gas	Federal	Active	1	29N	12W	M	7/22/2004	2152	7	137	90 surf				4.5	2151	310 surf	1702 -1926		
30-045-27635	PRE-ONGARD WELL	#500		Gas	Federal	Plugged	2	29N	12W	M														12/31/1901
30-045-08713	McGrath SRC	#001	Burlington	Gas	Private	Plugged	2	29n	12w	J	7/7/1973	2136												1998
30-045-08797	Pre-Ongard		Southland	Gas	Private	Plugged	2	29n	12w	g	4/14/1948	2125												2/23/1984
30-045-30486	MCGRATH SRC	#001R	Burlington	Gas	Private	Plugged /Not Released	2	29N	12W	J	3/23/2001	2235												6/25/2010
30-045-08844	RATTLER	#001	Burlington	Gas	Private	Plugged	2	29N	12W	C	1/26/1945	2069	10	846	surf	5.5	1960		3.5	2050	205 surf	1961 -2007		5/26/2012
30-045-33573	CORNELL COM	#500S	Burlington	Gas	Private	Plugged	2	29N	12W	P	3/18/2006	2210	7	132	34 surf	6.25	2210		4.5	2198	279 surf	1754 -1939 1743-1924		1/23/2013
30-045-32241	BECK	#001R	Burlington	Gas	Private	Active	2	29N	12W	G	12/1/2004	2225	7	135	34 surf				4.5	2221	262 surf	1774 -2077		
30-045-33811	BECK	#001S	Burlington	Gas	Private	Active	2	29N	12W	D	8/17/2006	2200	7	162	85 surf				4.5	2195	255 surf	1730 -1951		

30-045-08444	CORNELL E	#001	BP America	Gas	Federal	Active	12	29N	12W	M	9/28/1962	6562															
30-045-32666	PRI	#002	Mcelvain Energy	Gas	Federal	Active	12	29N	12W	M	2/8/2005	2010															
30-045-09117	PRE-ONGARD WELL	#001	ONGARD WELL OPERATOR	Gas	Private	Plugged	25	30N	12W	M	4/13/1953	0															5/26/1958
30-045-26121	ROWLAND GAS COM	#001E	[5380] XTO ENERGY, INC	Gas	Private	Active	25	30N	12W	M	3/19/1985	6560															
30-045-29707	RUBY CORSCOTT A	#001	[5380] XTO ENERGY, INC	Gas	Private	Active	25	30N	12W	N	9/25/1999	2007															
30-045-31641	RUBY CORSCOTT A	#002	[5380] XTO ENERGY, INC	Gas	Private	Active	25	30N	12W	E	6/2/2003	2076															
30-045-29414	PRE-ONGARD WELL	#001	ONGARD WELL OPERATOR	Gas	Private	Plugged	26	30N	12W	G	6/21/1953	0															12/31/1901
30-045-09130	PRE-ONGARD WELL	#003	ONGARD WELL OPERATOR	Gas	Private	Plugged	26	30N	12W	D		0															3/12/1954
30-045-09165	PAUL PALMER D	#001	[5073] CONOCO INC	Gas	Private	Plugged	26	30N	12W	L	10/11/1961	99999															3/17/1995
30-045-30456	KATY COM	#002	MERRION OIL & GAS CORP	Gas	Private	Plugged	26	30N	12W	P	4/27/2001	2028															8/10/2015
30-045-09177	PAUL PALMER	#001	MERRION OIL & GAS CORP	Gas	Private	Plugged	26	30N	12W	L	9/13/1961	3509															8/14/2015
30-045-30027	PADILLA	#001	[5380] XTO ENERGY, INC	Gas	Private	Active	26	30N	12W	F	1/15/2004	1953															
30-045-32243	PADILLA	#002	[5380] XTO ENERGY, INC	Gas	Private	Active	26	30N	12W	N	5/13/2004	2153															
30-045-09200	PRE-ONGARD WELL	#001	ONGARD WELL OPERATOR	Gas	Private	Plugged	27	30N	12W	L	3/30/1947	0															3/17/1959
30-045-13120	DUFF GAS COM B	#001	AMERICA PRODUCTION	Gas	Private	Plugged	27	30N	12W	P	2/28/1962	1950															5/30/1996
30-045-30544	DUFF GAS COM	#003	[5380] XTO ENERGY, INC	Gas	Private	Active	27	30N	12W	P	4/1/2001	5167															
30-045-09134	DUFF GAS COM C	#001	[5380] XTO ENERGY, INC	Gas	Private	Active	27	30N	12W	M	1/30/1964	6365															
30-045-26076	DUFF GAS COM C	#001E	[5380] XTO ENERGY, INC	Gas	Private	Active	27	30N	12W	P	9/20/1984	6500															
30-045-29664	DUFF GAS COM C	#002	[5380] XTO ENERGY, INC	Gas	Private	Active	27	30N	12W	M	10/16/1998	1856															
30-045-31284	DUFF GAS COM C	#004	[5380] XTO ENERGY, INC	Gas	Private	Active	27	30N	12W	P	1/27/2003	1996															
30-045-34235	GILBREATH	#002	STAR OIL & GAS CO	Gas	Private	Active	28	30N	12W	D	4/30/2008	2170															
30-045-08999	PRE-ONGARD WELL	#002	ONGARD WELL OPERATOR	Gas	Private	Plugged	33	30N	12W	J	7/10/1946	0															6/4/1982
30-045-09037	HARGIS	#001	MCGEE OIL & GAS ONSHORE LP	Gas	Private	Plugged	33	30N	12W	G	9/15/1944	1808															2/23/1994
30-045-08998	JULANDER	#002	PRODUCTION COMP	Gas	Private	Plugged	33	30N	12W	J	4/1/1946	1936															4/12/1999
30-045-09001	MADDOX	#001	CONOCOPHILLIPS COMPANY	Gas	Private	Active	33	30N	12W	J	9/21/1961	6400															
30-045-29023	REDFERN	#002	STAR OIL & GAS CO	Gas	Private	Active	33	30N	12W	H	12/5/1993	1950															

30-045-31580	CORNELL COM	#500	Burlington	Gas	Federal	Active	2	29N	12W	N	7/14/2003	2136	7	139	44 surf	6.25	2126		4.5	2126	258 surf	1658 -1878		
30-045-08714	CORNELL SRC	#007	Burlington	Gas	Federal	Active	2	29N	12W	L	7/29/1944	2107	16	42	10 surf	5.5	1978		3.5	2106	250 surf	1976 -2010		
30-045-08704	MCGRATH B	#001	Burlington	Gas	Private	Active	2	29N	12W	J	11/19/1961	6720	8.625	318	225 surf				4.5	1865	1065 surf	6489 -6596		
30-045-08839	YOUNG	#001	Burlington	Gas	Private	Active	2	29N	12W	D	8/1/1961	6740	8.625	307	275 surf				4.5	6739	700 surf	6446 -6644		
30-045-08711	Pre-Ongard		Union Texas	Gas	Private	Plugged	3	29N	12W	K	6/25/1955	1940												11/10/1964
30-045-60274	WALKER 2	#002	Burlington	Gas	Private	Plugged	3	29N	12W	D	1/8/1945	1974												7/24/1998
30-045-08823	Walker SRC	1	Burlington	Gas	Private	Plugged	3	29N	12W	G	2/25/1943	2050												10/12/2009
30-045-08709	MCGRATH	#003	Burlington	Gas	Private	Plugged	3	29N	12W	J	3/4/1945	2040												3/1/2013
30-045-30244	WALKER 100	#100	Burlington	Gas	Private	TA'd	3	29N	12W	L	3/30/2001	1948	7	126	140 -168				4.5	1940	219-399	1659-1872	1597 CIBP@1609	Ta d
30-045-33580	MCGRATH	#003S	Burlington	Gas	Private	Active	3	29N	12W	B	7/13/2007	2132	7	218	150 surf				4.5	2112	289 surf	1692 -1904		
30-045-08712	MCGRATH A	#001	Burlington	Gas	Private	Active	3	29N	12W	I	3/14/1964	6689	8.625	307	250 surf				4.5	6688	500 surf	6432 -6524		
30-045-32931	WALKER	#300S	Burlington	Gas	Private	Active	3	29N	12W	F	8/14/2005	2120	7	144	61 surf				4.5	2117	238 surf	1621 -1885		
30-045-08801	WALKER 1	#001	Conocophillips	Gas	Private	Active	3	29N	12W	E	4/12/1960	6620	8.625	232	150 surf				4.5	6620	300 surf	6546 -6556		
30-045-24552	PRE-ONGARD WELL	#001	Pre Ongard	Gas	Federal	Plugged	4	29N	12W	A	5/29/1981	0												12/7/1995
30-045-08718	STANDARD	#001	Conocophillips	Gas	Federal	Active	4	29N	12W	J	11/3/1960	6600	8.625	236	175 surf				4.5	6600	250 surf	6356 -6510		
30-045-29117	RIGGS	#001	Four Star Oil & Gas	Gas	Private	Active	4	29N	12W	A	6/24/1994	1900												
30-045-29118	RIGGS	#002	Four Star Oil & Gas	Gas	Private	Active	4	29N	12W	N	6/28/1994	1890												
30-045-32239	RIGGS	#003	Four Star Oil & Gas	Gas	Private	Active	4	29N	12W	C	2/21/2005	1906												
30-045-32312	RIGGS	#004	Four Star Oil & Gas	Gas	Private	Active	4	29N	12W	P	3/20/2005	2002												
30-045-08720	DEVONIAN FEDERAL	#001	Hdcomb Oil & Gas	Gas	Federal	Active	4	29N	12W	K	6/23/1959	6538												
30-045-08804	FEDERAL	#001	Riggs Oil & Gas	Gas	Federal	Active	4	29N	12W	F	5/29/1959	1856												
30-045-26855	PRE-ONGARD WELL	#001	Pre Ongard	Gas	Private	Plugged	9	29N	12W	B	3/18/1988	0												3/9/1989
30-045-28824	ROPCO FEE FC 9	#002	XTO Energy	Gas	Private	Active	9	29N	12W	A	11/25/1992	1975												
30-045-08586	FLORANCE GAS COM B	#001	BP America	Gas	Federal	Active	9	29N	12W	H	1/20/1964	6470												
30-045-23758	Pre-Ongard		Southland	Gas	Federal	Plugged	10	29N	12W	A	12/19/1980	1870												2/10/1984
30-045-08605	CORNELL	#007	Burlington	Gas	Federal	Site Released	10	29N	12W	C	4/20/1956	1807												7/18/1996

30-045-32236	REDFERN	#003	STAR OIL & GAS CO	Gas	Private	Active	33	30N	12W	I	3/8/2005	1993												
30-045-28912	SHIOTANI	#007	STAR OIL & GAS CO	Gas	Private	Active	33	30N	12W	K	12/31/1992	1782												
30-045-09052	PRE-ONGARD WELL	#001	ONGARD WELL OPERATOR	Gas	Federal	Plugged	34	30N	12W	F	9/11/1945	0												1/22/1964
30-045-08939	PRE-ONGARD WELL	#001	ONGARD WELL OPERATOR	Gas	Private	Plugged	34	30N	12W	L	1/1/1945	0												6/4/1982
30-045-08950	HUDSON	2	Burlington	Gas	Federal	Plugged	34	30N	12W	P	7/17/1946	2137												9/26/2008
30-045-08945	MCGRATH C	#001	Burlington	Gas	Federal	Plugged	34	30n	12W	p	2/7/1963	6637												4/29/2009
30-045-25923	MCGRATH	#004	BURLINGTON RESOURCES OIL	Salt Water Disposal	Federal	Plugged	34	30N	12W	B	9/4/1984	4700												7/25/2013
30-045-26141	DUFF GAS COM	#001E	Burlington	Gas	Federal	TA'd	34	30N	12W	G	11/20/1984	6608	8.625	316	295 surf				4.5	6608	1000 surf	6396-6576 04 RC to FC 1492-1870		TA'd 3/5/14
30-045-31756	JULANDER	#100	BURLINGTON RESOURCES OIL &	Gas	Private	Shut In	34	30N	12W	D	7/13/2005	1895												
30-045-33411	JULANDER	#100S	BURLINGTON RESOURCES OIL &	Gas	Federal	Shut In	34	30N	12W	M	3/7/2006	2075												
30-045-09071	DUFF GAS COM	#001	(5380) XTO ENERGY, INC	Gas	Private	Active	34	30N	12W	D	1/30/1962	6425												
30-045-20140	Pre-Ongard		Southland	Gas	Federal	Plugged	35	30N	12W	L	9/7/1967	DH												6/9/1982
30-045-08946	CARNAHAN COM	#001	Hdcomb Oil & Gas	Gas	Private	Active	35	30N	12W	P	12/19/1960	6778	8.625	301	200 surf				4.5	6760	445 surf	6521-6708 94 RC to FC 1824-2037		
30-045-25844	CARNAHAN COM	#002	Merrion Oil & Gas	Gas	Private	Active	35	30N	12W	P	6/15/1984	6780	8.625	230	170 surf				4.5	6777	1425 surf	6529 -6714		
30-045-11770	HUDSON J	#003	Burlington	Gas	Federal	Active	35	30N	12W	E	7/22/1966	6750	8.625	306	250 surf				4.5	6750	750 surf	6410-6680 01" RC to FC 1734-1994		
30-045-31355	CARNAHAN COM	#001Y	HOLCOMB OIL & GAS INC	Gas	Private	Active	35	30N	12W	A	2/15/2003	2150												
30-045-28177	FC STATE COM	#024	Burlington	Gas	State	Plugged	36	30N	12W	M	10/9/1990	6608												3/26/2013
30-045-12188	NEW MEXICO COM N	#001	BURLINGTON RESOURCES OIL &	Gas	State	Active	36	30N	12W	E	1/2/1966	6562												
30-045-31074	NEW MEXICO COM N	#100	BURLINGTON RESOURCES OIL &	Gas	State	Shut In	36	30N	12W	A	8/29/2002	2135												
30-045-08986	STATE COM AH	#030	CONOCOPHILLIPS COMPANY	Gas	State	Active	36	30N	12W		6/14/1961	6645												
30-045-24037	STATE COM AH	#030E	CONOCOPHILLIPS COMPANY	Gas	State	Plugged	36	30N	12W	N	8/10/1980	6620												