

1R - 427-03

# REPORTS

DATE:

3-10-2003

IR0427-3

**DISCLOSURE  
REPORT**

**RICE OPERATING COMPANY  
JUNCTION BOX DISCLOSURE REPORT**

**BOX LOCATION**

SWD SYSTEM	JUNCTION	UNIT	SECTION	TOWNSHIP	RANGE	COUNTY	BOX DIMENSIONS - FEET		
							Length	Width	Depth
EME	G-11	G	11	20S	36E	Lea	No Box		

LAND TYPE: BLM \_\_\_\_\_ STATE \_\_\_\_\_ FEE LANDOWNER Faye, George, & Harry Klein OTHER \_\_\_\_\_

Depth to Groundwater 31 feet NMOCD SITE ASSESSMENT RANKING SCORE: 20

Date Started 1/30/2003 Date Completed 2/25/2003 OCD Witness No

Soil Excavated 600 cubic yards Excavation Length 30 Width 30 Depth 18 feet

Soil Disposed 0 cubic yards Offsite Facility n/a Location n/a

**FINAL ANALYTICAL RESULTS:** Sample Date 2/21/2003 Sample Depth 18'

Procure 5-point composite sample of bottom and 4-point composite sample of sidewalls. TPH, BTEX and Chloride laboratory test results completed by using an approved lab and testing procedures pursuant to NMOCD guidelines.

Sample Location	Benzene mg/kg	Toluene mg/kg	Ethyl Benzene mg/kg	Total Xylenes mg/kg	GRO mg/kg	DRO mg/kg	Chlorides mg/kg
SIDEWALLS	<0.025	<0.025	<0.025	<0.025	<10.0	<10.0	656
BOTTOM	<0.025	<0.025	<0.025	<0.025	<10.0	36.6	1440
BACKFILL	0.027	0.039	0.031	0.125	10.2	131	372

**General Description of Remedial Action:** ROC discovered that this junction box was located directly south of an abandoned production facility that was never remediated.

The area north of the box was overlain by hardpan and littered with pieces of concrete and steel pipe. A 30' x 30' area was excavated to 18' bgs. The vertical extent of chloride impact at the junction box was not found. Since chloride did not decline with depth, a 20 mil poly liner was installed at the bottom of the excavation and extended up the walls. The liner was then backfilled with the excavated soil and contoured to the surrounding landscape. This site is no longer a junction so a box is not required here. The location will be re-seeded with native vegetation and monitored for growth.

cc: photos, lab results, diagrams

**CHLORIDE FIELD TESTS**

LOCATION	DEPTH (ft)	ppm
Vertical	4	285
	6	1390
	10	531
	12	883
wall comp.	15	838
bottom comp.	18	1044

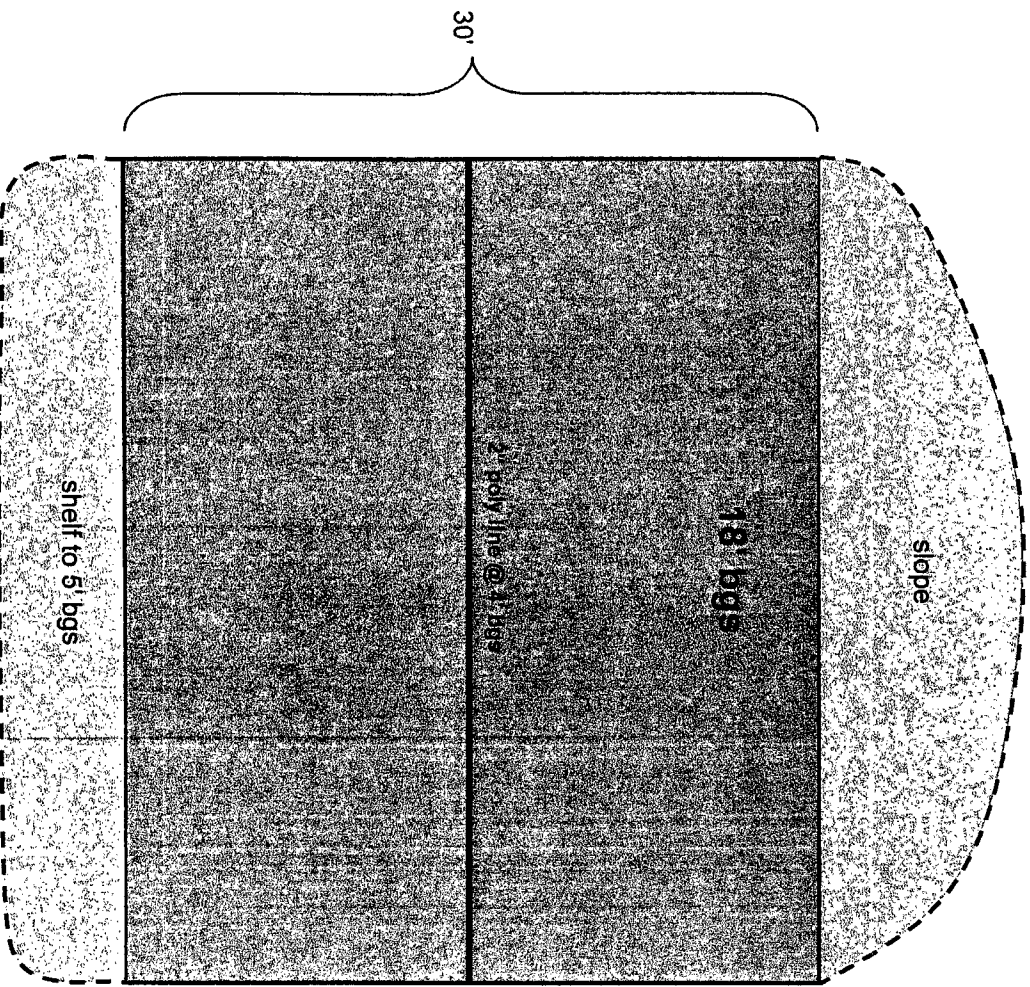
I HEREBY CERTIFY THAT THE INFORMATION ABOVE IS TRUE AND COMPLETE TO THE BEST OF MY KNOWLEDGE AND BELIEF.

DATE 3/10/2003 PRINTED NAME Kristin Farris  
SIGNATURE Kristin Farris TITLE Projects Scientist

**EME jct. G-11**  
**30'x 30'x 18' Impact Excavation**

—|— = 2 FT

HARDPAN



N

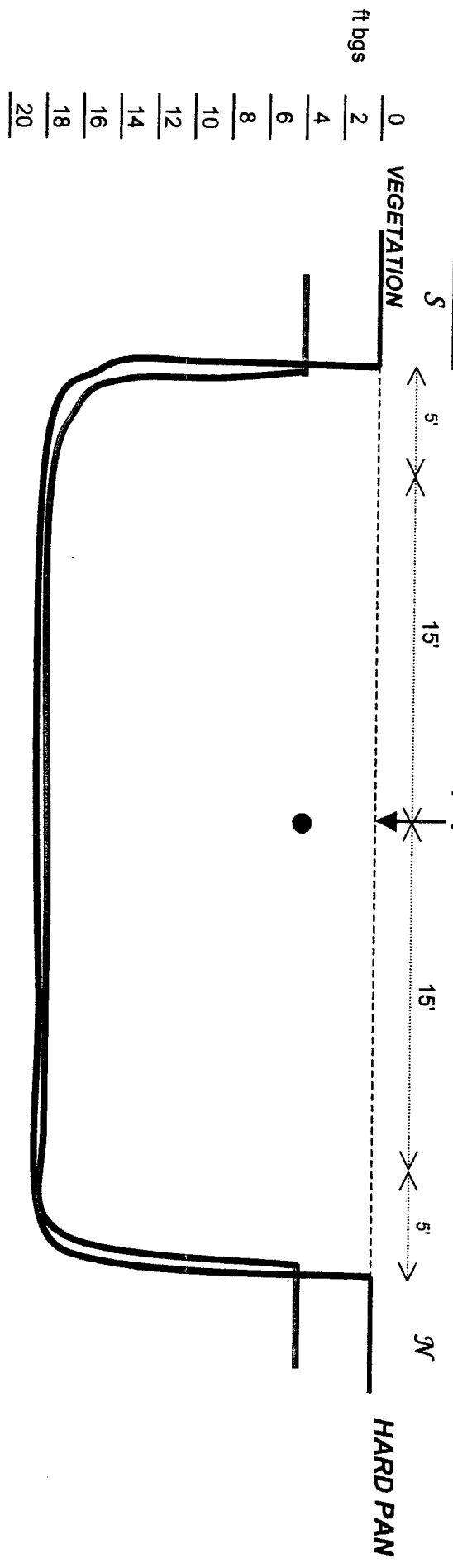




VEGETATION

VEGETATION

R  
O  
A  
D

**EME Jct. G-11  
Impact Excavation  
Cross-Section**



	Excavation Boundary
	Poly Liner

## EME jct. G-11



Impact Excavation



Poly Liner



Backfilled (looking south)

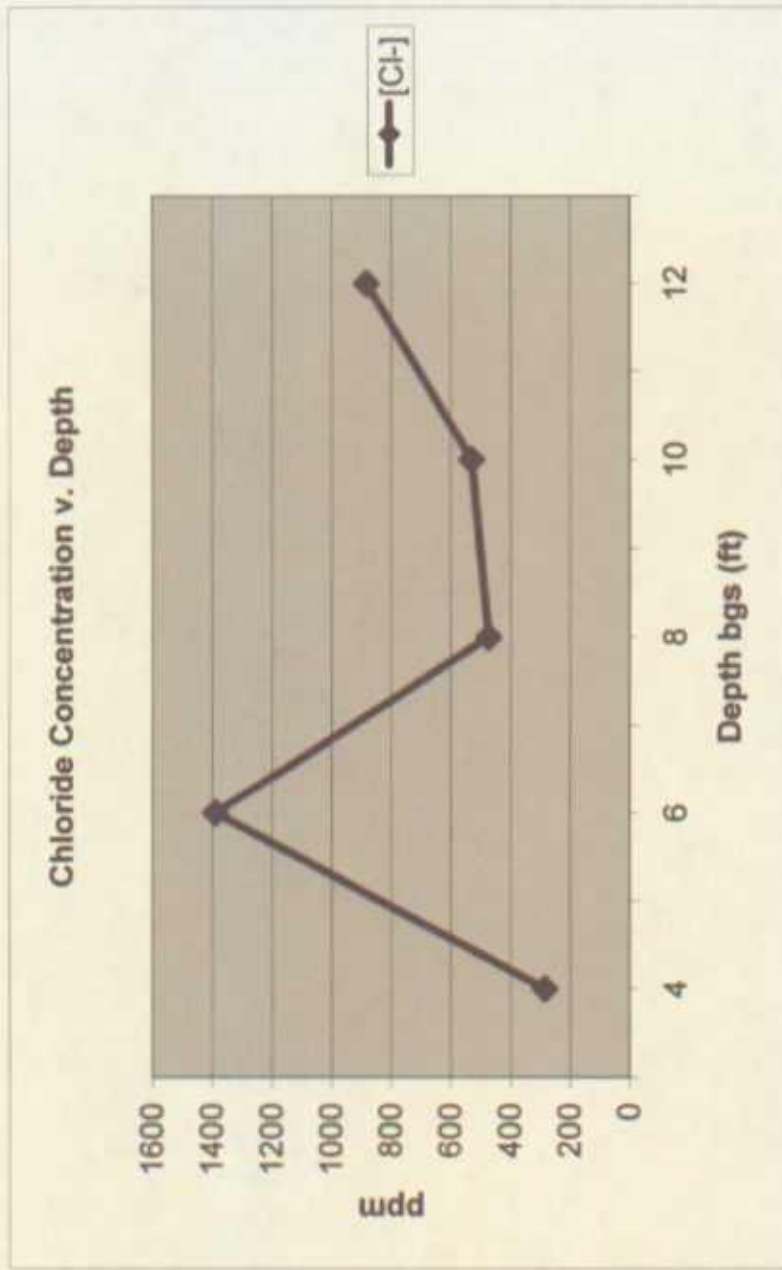
CHLORIDE CONCENTRATION CURVE

RICE Operating Company

EME jet. G-11  
T20S, R36E

Depth bgs (ft)	[Cl <sup>-</sup> ] ppm
4	285
6	1390
8	472
10	531
12	883

Groundwater = 31 ft



# ANALYTICAL REPORT

## Prepared for:

Kristin Farris  
Rice Operating  
122 W. Taylor  
Hobbs, NM 88240

**Project:** Jct. G-11  
**PO#:** 749  
**Order#:** G0305810  
**Report Date:** 03/03/2003

### Certificates

US EPA Laboratory Code TX00158



# ENVIRONMENTAL LAB OF TEXAS

## SAMPLE WORK LIST

Rice Operating  
122 W. Taylor  
Hobbs, NM 88240  
505-397-1471

Order#: G0305810  
Project:  
Project Name: Jct. G-11  
Location: EME

The samples listed below were submitted to Environmental Lab of Texas and were received under chain of custody. Environmental Lab of Texas makes no representation or certification as to the method of sample collection, sample identification, or transportation/handling procedures used prior to the receipt of samples by Environmental Lab of Texas, unless otherwise noted.

<u>Lab ID:</u>	<u>Sample :</u>	<u>Matrix:</u>	<u>Date / Time</u> <u>Collected</u>	<u>Date / Time</u> <u>Received</u>	<u>Container</u>	<u>Preservative</u>
0305810-01	Btm. Comp. @ 18'	SOIL	2/21/03	2/26/03 7:10	4 oz glass	Ice
	<u>Lab Testing:</u>	Rejected: No		Temp: 3.0 C		
	8015M					
	8021B/5030 BTEX					
	Chloride					
0305810-02	Wall Comp.	SOIL	2/21/03	2/26/03 7:10	4 oz glass	Ice
	<u>Lab Testing:</u>	Rejected: No		Temp: 3.0 C		
	8015M					
	8021B/5030 BTEX					
	Chloride					
0305810-03	Backfill	SOIL	2/25/03	2/26/03 7:10	4 oz glass	Ice
	<u>Lab Testing:</u>	Rejected: No		Temp: 3.0 C		
	8015M					
	8021B/5030 BTEX					
	Chloride					

# ENVIRONMENTAL LAB OF TEXAS

## ANALYTICAL REPORT

Kristin Farris  
 Rice Operating  
 122 W. Taylor  
 Hobbs, NM 88240

Order#: G0305810  
 Project:  
 Project Name: Jct. G-11  
 Location: EME

Lab ID: 0305810-01  
 Sample ID: Btm. Comp. @ 18'

### 8015M

<u>Method</u>	<u>Date</u>	<u>Date</u>	<u>Sample</u>	<u>Dilution</u>	<u>Analyst</u>	<u>Method</u>
<u>Blank</u>	<u>Prepared</u>	<u>Analyzed</u>	<u>Amount</u>	<u>Factor</u>	<u> </u>	<u> </u>
		2/26/03	1	1	RKT	8015M

Parameter	Result mg/kg	RL
GRO, C6-C12	<10.0	10.0
DRO, >C12-C35	36.6	10.0
TOTAL, C6-C35	36.6	10.0

Surrogates	% Recovered	QC Limits (%)	
1-Chlorooctane	96%	70	130
1-Chlorooctadecane	85%	70	130

### 8021B/5030 BTEX

<u>Method</u>	<u>Date</u>	<u>Date</u>	<u>Sample</u>	<u>Dilution</u>	<u>Analyst</u>	<u>Method</u>
<u>Blank</u>	<u>Prepared</u>	<u>Analyzed</u>	<u>Amount</u>	<u>Factor</u>	<u> </u>	<u> </u>
0004811-02		2/26/03 15:52	1	25	CK	8021B

Parameter	Result mg/kg	RL
Benzene	<0.025	0.025
Toluene	<0.025	0.025
Ethylbenzene	<0.025	0.025
p/m-Xylene	<0.025	0.025
o-Xylene	<0.025	0.025

Surrogates	% Recovered	QC Limits (%)	
aaa-Toluene	105%	80	120
Bromofluorobenzene	101%	80	120

# ENVIRONMENTAL LAB OF TEXAS

## ANALYTICAL REPORT

Kristin Farris  
 Rice Operating  
 122 W. Taylor  
 Hobbs, NM 88240

Order#: G0305810  
 Project:  
 Project Name: Jct. G-11  
 Location: EME

Lab ID: 0305810-02  
 Sample ID: Wall Comp.

### 8015M

<u>Method</u> <u>Blank</u>	<u>Date</u> <u>Prepared</u>	<u>Date</u> <u>Analyzed</u>	<u>Sample</u> <u>Amount</u>	<u>Dilution</u> <u>Factor</u>	<u>Analyst</u>	<u>Method</u>
		2/26/03	1	1	RKT	8015M

Parameter	Result mg/kg	RL
GRO, C6-C12	<10.0	10.0
DRO, >C12-C35	<10.0	10.0
TOTAL, C6-C35	<10.0	10.0

Surrogates	% Recovered	QC Limits (%)	
1-Chlorooctane	90%	70	130
1-Chlorooctadecane	78%	70	130

### 8021B/5030 BTEX

<u>Method</u> <u>Blank</u>	<u>Date</u> <u>Prepared</u>	<u>Date</u> <u>Analyzed</u>	<u>Sample</u> <u>Amount</u>	<u>Dilution</u> <u>Factor</u>	<u>Analyst</u>	<u>Method</u>
0004811-02		2/26/03 23:36	1	25	CK	8021B

Parameter	Result mg/kg	RL
Benzene	<0.025	0.025
Toluene	<0.025	0.025
Ethylbenzene	<0.025	0.025
p/m-Xylene	<0.025	0.025
o-Xylene	<0.025	0.025

Surrogates	% Recovered	QC Limits (%)	
aaa-Toluene	111%	80	120
Bromofluorobenzene	100%	80	120

# ENVIRONMENTAL LAB OF TEXAS

## ANALYTICAL REPORT

Kristin Farris  
 Rice Operating  
 122 W. Taylor  
 Hobbs, NM 88240

Order#: G0305810  
 Project:  
 Project Name: Jct. G-11  
 Location: EME

Lab ID: 0305810-03  
 Sample ID: Backfill

### 8015M

<u>Method</u>	<u>Date</u>	<u>Date</u>	<u>Sample</u>	<u>Dilution</u>	<u>Analyst</u>	<u>Method</u>
Blank	Prepared	Analyzed	Amount	Factor		
		2/26/03	1	1	RKT	8015M

Parameter	Result mg/kg	RL
GRO, C6-C12	10.2	10.0
DRO, >C12-C35	131	10.0
TOTAL, C6-C35	141	10.0

Surrogates	% Recovered	QC Limits (%)	
1-Chlorooctane	107%	70	130
1-Chlorooctadecane	98%	70	130

### 8021B/5030 BTEX

<u>Method</u>	<u>Date</u>	<u>Date</u>	<u>Sample</u>	<u>Dilution</u>	<u>Analyst</u>	<u>Method</u>
Blank	Prepared	Analyzed	Amount	Factor		
0004811-02		2/26/03 23:54	1	25	CK	8021B

Parameter	Result mg/kg	RL
Benzene	0.027	0.025
Toluene	0.039	0.025
Ethylbenzene	0.031	0.025
p/m-Xylene	0.100	0.025
o-Xylene	<0.025	0.025

Surrogates	% Recovered	QC Limits (%)	
aaa-Toluene	107%	80	120
Bromofluorobenzene	106%	80	120

Approval: *Rand K Tuttle* 3-03-03  
 Raland K. Tuttle, Lab Director, QA Officer      Date  
 Celey D. Keene, Org. Tech. Director  
 Jeanne McMurrey, Inorg. Tech. Director  
 Sandra Biezugbe, Lab Tech.  
 Sara Molina, Lab Tech.

# ENVIRONMENTAL LAB OF TEXAS

## ANALYTICAL REPORT

Kristin Farris  
Rice Operating  
122 W. Taylor  
Hobbs, NM 88240

Order#: G0305810  
Project:  
Project Name: Jct. G-11  
Location: EME

Lab ID: 0305810-01  
Sample ID: Btm. Comp. @ 18'

### Test Parameters

<u>Parameter</u>	<u>Result</u>	<u>Units</u>	<u>Dilution Factor</u>	<u>RL</u>	<u>Method</u>	<u>Date Analyzed</u>	<u>Analyst</u>
Chloride	1440	mg/kg	1	20	9253	2/27/03	SB

Lab ID: 0305810-02  
Sample ID: Wall Comp.

### Test Parameters

<u>Parameter</u>	<u>Result</u>	<u>Units</u>	<u>Dilution Factor</u>	<u>RL</u>	<u>Method</u>	<u>Date Analyzed</u>	<u>Analyst</u>
Chloride	656	mg/kg	1	20	9253	2/27/03	SB

Lab ID: 0305810-03  
Sample ID: Backfill

### Test Parameters

<u>Parameter</u>	<u>Result</u>	<u>Units</u>	<u>Dilution Factor</u>	<u>RL</u>	<u>Method</u>	<u>Date Analyzed</u>	<u>Analyst</u>
Chloride	372	mg/kg	1	20	9253	2/27/03	SB

Approval:

*Raland K Tuttle* 3-03-03  
Raland K. Tuttle, Lab Director, QA Officer  
Celey D. Keene, Org. Tech. Director  
Jeanne McMurrey, Inorg. Tech. Director  
Sandra Biezugbe, Lab Tech.  
Sara Molina, Lab Tech.

# ENVIRONMENTAL LAB OF TEXAS

## QUALITY CONTROL REPORT

8015M

Order#: G0305810

<b>BLANK</b>	SOIL	LAB-ID #	Sample Concentr.	Spike Concentr.	QC Test Result	Pct (%) Recovery	RPD
TOTAL, C6-C35-mg/kg		0004759-02			<10.0		
<b>MS</b>	SOIL	LAB-ID #	Sample Concentr.	Spike Concentr.	QC Test Result	Pct (%) Recovery	RPD
TOTAL, C6-C35-mg/kg		0305810-02	0	952	906	95.2%	
<b>MSD</b>	SOIL	LAB-ID #	Sample Concentr.	Spike Concentr.	QC Test Result	Pct (%) Recovery	RPD
TOTAL, C6-C35-mg/kg		0305810-02	0	952	747	78.5%	19.2%
<b>SRM</b>	SOIL	LAB-ID #	Sample Concentr.	Spike Concentr.	QC Test Result	Pct (%) Recovery	RPD
TOTAL, C6-C35-mg/kg		0004759-05		1000	759	75.9%	

# ENVIRONMENTAL LAB OF TEXAS

## QUALITY CONTROL REPORT

**8021B/5030 BTEX**

Order#: G0305810

<b>BLANK</b>		LAB-ID #	Sample Concentr.	Spike Concentr.	QC Test Result	Pct (%) Recovery	RPD
SOIL							
Benzene-mg/kg		0004811-02			<0.025		
Toluene-mg/kg		0004811-02			<0.025		
Ethylbenzene-mg/kg		0004811-02			<0.025		
p/m-Xylene-mg/kg		0004811-02			<0.025		
o-Xylene-mg/kg		0004811-02			<0.025		
<b>CONTROL</b>		LAB-ID #	Sample Concentr.	Spike Concentr.	QC Test Result	Pct (%) Recovery	RPD
SOIL							
Benzene-mg/kg		0004811-03		0.1	0.097	97.%	
Toluene-mg/kg		0004811-03		0.1	0.100	100.%	
Ethylbenzene-mg/kg		0004811-03		0.1	0.101	101.%	
p/m-Xylene-mg/kg		0004811-03		0.2	0.208	104.%	
o-Xylene-mg/kg		0004811-03		0.1	0.100	100.%	
<b>CONTROL DUP</b>		LAB-ID #	Sample Concentr.	Spike Concentr.	QC Test Result	Pct (%) Recovery	RPD
SOIL							
Benzene-mg/kg		0004811-04		0.1	0.097	97.%	0.%
Toluene-mg/kg		0004811-04		0.1	0.100	100.%	0.%
Ethylbenzene-mg/kg		0004811-04		0.1	0.101	101.%	0.%
p/m-Xylene-mg/kg		0004811-04		0.2	0.207	103.5%	0.5%
o-Xylene-mg/kg		0004811-04		0.1	0.100	100.%	0.%
<b>SRM</b>		LAB-ID #	Sample Concentr.	Spike Concentr.	QC Test Result	Pct (%) Recovery	RPD
SOIL							
Benzene-mg/kg		0004811-05		0.1	0.096	96.%	
Toluene-mg/kg		0004811-05		0.1	0.098	98.%	
Ethylbenzene-mg/kg		0004811-05		0.1	0.098	98.%	
p/m-Xylene-mg/kg		0004811-05		0.2	0.200	100.%	
o-Xylene-mg/kg		0004811-05		0.1	0.098	98.%	

# ENVIRONMENTAL LAB OF TEXAS

## QUALITY CONTROL REPORT

### Test Parameters

Order#: G0305810

<b>BLANK</b>	SOIL	LAB-ID #	Sample Concentr.	Spike Concentr.	QC Test Result	Pct (%) Recovery	RPD
Chloride-mg/kg		0004774-01			<20.0		
<b>MS</b>	SOIL	LAB-ID #	Sample Concentr.	Spike Concentr.	QC Test Result	Pct (%) Recovery	RPD
Chloride-mg/kg		0305808-01	1700	1000	2690	99.%	
<b>MSD</b>	SOIL	LAB-ID #	Sample Concentr.	Spike Concentr.	QC Test Result	Pct (%) Recovery	RPD
Chloride-mg/kg		0305808-01	1700	1000	2680	98.%	0.4%
<b>SRM</b>	SOIL	LAB-ID #	Sample Concentr.	Spike Concentr.	QC Test Result	Pct (%) Recovery	RPD
Chloride-mg/kg		0004774-04		5000	4960	99.2%	



