

District I  
1625 N. French Dr., Hobbs, NM 88240  
District II  
1301 W. Grand Avenue, Artesia, NM 88210  
District III  
1000 Rio Brazos Road, Aztec, NM 87410  
District IV  
1220 S. St. Francis Dr., Santa Fe, NM 87505

State of New Mexico  
Energy Minerals and Natural Resources  
Department  
Oil Conservation Division  
1220 South St. Francis Dr.  
Santa Fe, NM 87505

Form C-144 CLEZ  
July 21, 2008

For closed-loop systems that only use above ground steel tanks or haul-off bins and propose to implement waste removal for closure, submit to the appropriate NMOCD District Office.

**Closed-Loop System Permit or Closure Plan Application**

(that only use above ground steel tanks or haul-off bins and propose to implement waste removal for closure)

Type of action: ☒ Permit ☐ Closure


Instructions: Please submit one application (Form C-144 CLEZ) per individual closed-loop system request. For any application request other than for a closed-loop system that only use above ground steel tanks or haul-off bins and propose to implement waste removal for closure, please submit a Form C-144.

Please be advised that approval of this request does not relieve the operator of liability should operations result in pollution of surface water, ground water or the environment. Nor does approval relieve the operator of its responsibility to comply with any other applicable governmental authority's rules, regulations or ordinances.

1. Operator: Burnett Oil Co Inc OGRID #: 003080  
Address: 801 Cherry St Unit 9 Fort Worth Tx 76102  
Facility or well name: Gissler B #93  
API Number: 30-015-40552 OCD Permit Number: 213283  
U/L or Qtr/Qtr K Section 8 Township 17 Range 30 County: Eddy  
Center of Proposed Design: Latitude \_\_\_\_\_ Longitude \_\_\_\_\_ NAD: ☐ 1927 ☐ 1983  
Surface Owner: ☒ Federal ☐ State ☐ Private ☐ Tribal Trust or Indian Allotment

2. ☒ Closed-loop System: Subsection H of 19.15.17.11 NMAC  
Operation: ☒ Drilling a new well ☐ Workover or Drilling (Applies to activities which require prior approval of a permit or notice of intent) ☐ P&A  
☐ Above Ground Steel Tanks or ☒ Haul-off Bins

3. Signs: Subsection C of 19.15.17.11 NMAC  
☐ 12"x 24", 2" lettering, providing Operator's name, site location, and emergency telephone numbers  
☒ Signed in compliance with 19.15.3.103 NMAC



4. Closed-loop Systems Permit Application Attachment Checklist: Subsection B of 19.15.17.9 NMAC  
Instructions: Each of the following items must be attached to the application. Please indicate, by a check mark in the box, that the documents are attached.  
☒ Design Plan - based upon the appropriate requirements of 19.15.17.11 NMAC  
☒ Operating and Maintenance Plan - based upon the appropriate requirements of 19.15.17.12 NMAC  
☒ Closure Plan (Please complete Box 5) - based upon the appropriate requirements of Subsection C of 19.15.17.9 NMAC and 19.15.17.13 NMAC  
☐ Previously Approved Design (attach copy of design) API Number: \_\_\_\_\_  
☐ Previously Approved Operating and Maintenance Plan API Number: \_\_\_\_\_

5. Waste Removal Closure For Closed-loop Systems That Utilize Above Ground Steel Tanks or Haul-off Bins Only: (19.15.17.13.D NMAC)  
Instructions: Please identify the facility or facilities for the disposal of liquids, drilling fluids and drill cuttings. Use attachment if more than two facilities are required.  
Disposal Facility Name: CR1 Disposal Facility Permit Number: NM-01-006  
Disposal Facility Name: \_\_\_\_\_ Disposal Facility Permit Number: \_\_\_\_\_  
Will any of the proposed closed-loop system operations and associated activities occur on or in areas that will not be used for future service and operations?  
☐ Yes (If yes, please provide the information below) ☒ No  
Required for impacted areas which will not be used for future service and operations:  
☐ Soil Backfill and Cover Design Specifications - based upon the appropriate requirements of Subsection H of 19.15.17.13 NMAC  
☐ Re-vegetation Plan - based upon the appropriate requirements of Subsection I of 19.15.17.13 NMAC  
☐ Site Reclamation Plan - based upon the appropriate requirements of Subsection G of 19.15.17.13 NMAC

6. Operator Application Certification:  
I hereby certify that the information submitted with this application is true, accurate and complete to the best of my knowledge and belief.  
Name (Print): Eddie W Seay Title: Agent  
Signature: Eddie W Seay Date: 4/19/2012  
e-mail address: seay 04 @ leaco . net Telephone: 575-392-2236

7. OCD Approval: ☒ Permit Application (including closure plan) ☐ Closure Plan (only)

OCD Representative Signature: AWade

Approval Date: 8/3/12

Title: Dist HS Supervisor

OCD Permit Number: 213283

8. Closure Report (required within 60 days of closure completion): Subsection K of 19.15.17.13 NMAC

*Instructions: Operators are required to obtain an approved closure plan prior to implementing any closure activities and submitting the closure report. The closure report is required to be submitted to the division within 60 days of the completion of the closure activities. Please do not complete this section of the form until an approved closure plan has been obtained and the closure activities have been completed.*

☐ Closure Completion Date: \_\_\_\_\_

9. Closure Report Regarding Waste Removal Closure For Closed-loop Systems That Utilize Above Ground Steel Tanks or Haul-off Bins Only:

*Instructions: Please identify the facility or facilities for where the liquids, drilling fluids and drill cuttings were disposed. Use attachment if more than two facilities were utilized.*

Disposal Facility Name: \_\_\_\_\_ Disposal Facility Permit Number: \_\_\_\_\_

Disposal Facility Name: \_\_\_\_\_ Disposal Facility Permit Number: \_\_\_\_\_

Were the closed-loop system operations and associated activities performed on or in areas that *will not* be used for future service and operations?

☐ Yes (If yes, please demonstrate compliance to the items below) ☐ No

*Required for impacted areas which will not be used for future service and operations:*

☐ Site Reclamation (Photo Documentation)

☐ Soil Backfilling and Cover Installation

☐ Re-vegetation Application Rates and Seeding Technique

10.

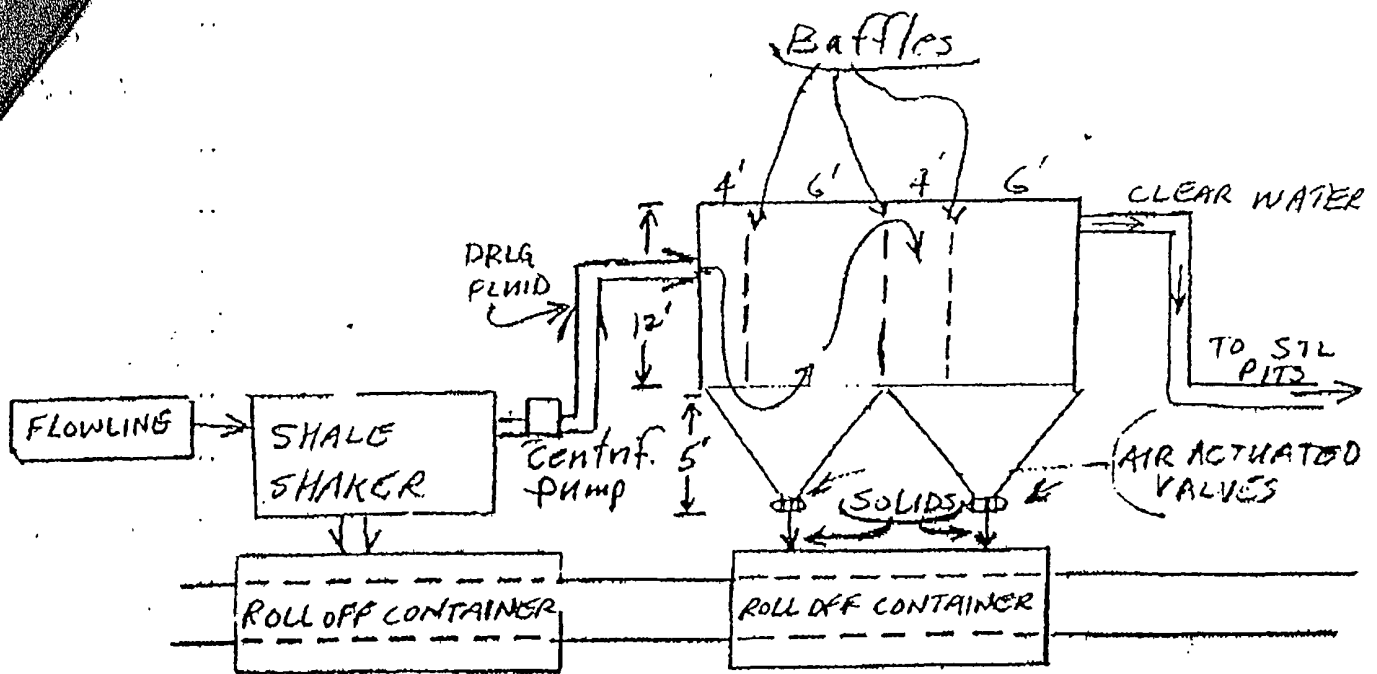
Operator Closure Certification:

I hereby certify that the information and attachments submitted with this closure report is true, accurate and complete to the best of my knowledge and belief. I also certify that the closure complies with all applicable closure requirements and conditions specified in the approved closure plan.

Name (Print): \_\_\_\_\_ Title: \_\_\_\_\_

Signature: \_\_\_\_\_ Date: \_\_\_\_\_

e-mail address: \_\_\_\_\_ Telephone: \_\_\_\_\_



### OPERATIONAL & MAINTENANCE:

Drilling fluid coming out of wellbore will go through flowline across shale shaker. Solids will drop into roll-off bins. Drilling fluid will be pumped into containers with baffles as drawn above. Baffles slow fluid velocity to allow solids to fall down through 6" air actuated valves into roll-off containers. Clear water goes out back to drilling fluid storage pits. Solids are hauled to disposal. Leftover liquid will be hauled to disposal.

BURNETT OIL CO. INC.

#### **Operation and Maintenance**

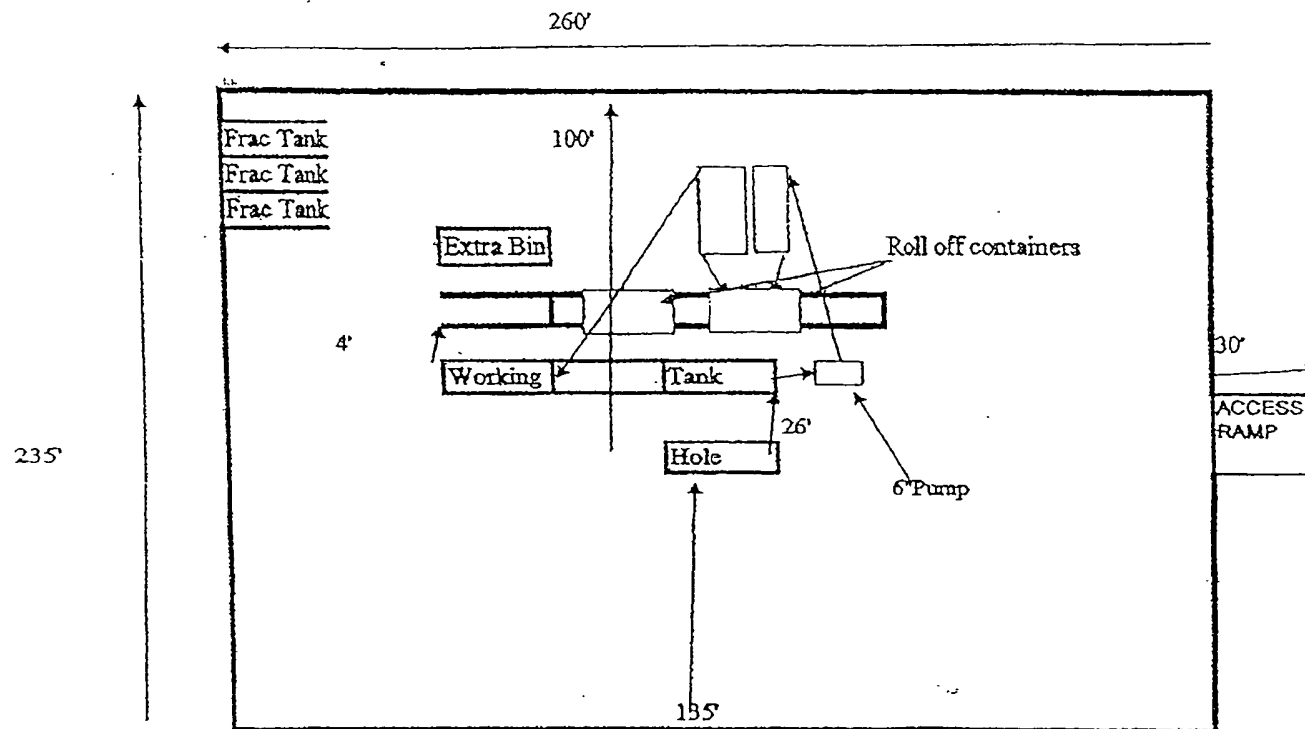
Closed Loop equipment will be inspected daily by each tour and any necessary maintenance performed  
Any leak in system will be repaired and/or contained immediately  
OCD notified within 48 hours  
Remediation process started

#### **Closure Plan**

During drilling operations all liquids, drilling fluids and cuttings will be hauled off via CRI (Controlled Recovery Incorporated Permit R-9166).

RIG PLAT

50' Of Excess Around Back Of Rig For Water Trucks.



BURNETT OIL CO., INC. PROPOSED DRILL SITE LAYOUT