


District I:
1625 N French Dr., Hobbs, NM 88240
District II:
1301 W Grand Avenue, Artesia, NM 88210
District III:
1000 Rio Brazos Road, Aztec, NM 87410
District IV:
1220 S. St. Francis Dr., Santa Fe, NM 87505

State of New Mexico
Energy Minerals and Natural Resources
Department
Oil Conservation Division
1220 South St. Francis Dr.
Santa Fe, NM 87505

Form C-144 CLEZ
July 21, 2008


For closed-loop systems that only use above ground steel tanks or haul-off bins and propose to implement waste removal for closure, submit to the appropriate NMOCD District Office.

Closed-Loop System Permit or Closure Plan Application

(that only use above ground steel tanks or haul-off bins and propose to implement waste removal for closure)

Type of action: ☒ Permit ☐ Closure

Instructions: Please submit one application (Form C-144 CLEZ) per individual closed-loop system request. For any application request other than for a closed-loop system that only use above ground steel tanks or haul-off bins and propose to implement waste removal for closure, please submit a Form C-144.

Please be advised that approval of this request does not relieve the operator of liability should operations result in pollution of surface water, ground water or the environment. Nor does approval relieve the operator of its responsibility to comply with any other applicable governmental authority's rules, regulations or ordinances

1.			
Operator:	EOG Resources, Inc.	OGRID #:	7377
Address:	P.O. Box 2267 Midland, TX 79702		
Facility or well name:	BRAZOS A 11 FEE 2H		
API Number:	30-015-34484	OCD Permit Number	
U/L or Qtr/Qtr H	Section 11	Township 16S	Range 24E County: Eddy
Center of Proposed Design:	Latitude	Longitude	NAD: <input type="checkbox"/> 1927 <input type="checkbox"/> 1983
Surface Owner:	<input type="checkbox"/> Federal <input type="checkbox"/> State <input checked="" type="checkbox"/> Private <input type="checkbox"/> Tribal Trust or Indian Allotment		

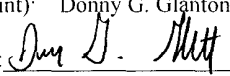
JUL 30 2008
OCD-ARTESIA

2.	
<input checked="" type="checkbox"/> Closed-loop System: Subsection H of 19.15.17.11 NMAC	
Operation: <input checked="" type="checkbox"/> Drilling a new well <input type="checkbox"/> Workover or Drilling (Applies to activities which require prior approval of a permit or notice of intent) <input type="checkbox"/> P&A	
<input type="checkbox"/> Above Ground Steel Tanks or <input checked="" type="checkbox"/> Haul-off Bins	

3.	
Signs: Subsection C of 19.15.17.11 NMAC	
<input type="checkbox"/> 12"x 24", 2" lettering, providing Operator's name, site location, and emergency telephone numbers	
<input checked="" type="checkbox"/> Signed in compliance with 19.15.3.103 NMAC	

4.	
Closed-loop Systems Permit Application Attachment Checklist: Subsection B of 19.15.17.9 NMAC	
Instructions: Each of the following items must be attached to the application. Please indicate, by a check mark in the box, that the documents are attached.	
<input checked="" type="checkbox"/> Design Plan - based upon the appropriate requirements of 19.15.17.11 NMAC	
<input checked="" type="checkbox"/> Operating and Maintenance Plan - based upon the appropriate requirements of 19.15.17.12 NMAC	
<input checked="" type="checkbox"/> Closure Plan (Please complete Box 5) - based upon the appropriate requirements of Subsection C of 19.15.17.9 NMAC and 19.15.17.13 NMAC	
<input checked="" type="checkbox"/> Previously Approved Design (attach copy of design)	API Number: 30-015-34482
<input checked="" type="checkbox"/> Previously Approved Operating and Maintenance Plan	API Number: 30-015-34482

5.	
Waste Removal Closure For Closed-loop Systems That Utilize Above Ground Steel Tanks or Haul-off Bins Only: (19.15.17.13.D NMAC)	
Instructions: Please identify the facility or facilities for the disposal of liquids, drilling fluids and drill cuttings. Use attachment if more than two facilities are required.	
Disposal Facility Name: Controlled Recovery Inc.	Disposal Facility Permit Number: R9166
Disposal Facility Name:	Disposal Facility Permit Number:
Will any of the proposed closed-loop system operations and associated activities occur on or in areas that will not be used for future service and operations?	
<input checked="" type="checkbox"/> Yes (If yes, please provide the information below) <input type="checkbox"/> No	
Required for impacted areas which will not be used for future service and operations:	
<input type="checkbox"/> Soil Backfill and Cover Design Specifications - based upon the appropriate requirements of Subsection H of 19.15.17.13 NMAC	
<input type="checkbox"/> Re-vegetation Plan - based upon the appropriate requirements of Subsection I of 19.15.17.13 NMAC	
<input checked="" type="checkbox"/> Site Reclamation Plan - based upon the appropriate requirements of Subsection G of 19.15.17.13 NMAC	

6.	
Operator Application Certification:	
I hereby certify that the information submitted with this application is true, accurate and complete to the best of my knowledge and belief.	
Name (Print): Donny G. Glanton	Title: Sr. Lease Operations ROW Representative
Signature: 	Date: 7/28/08
e-mail address: donny_glanton@eogresources.com	Telephone: 432.686.3642

0208236

7. **OCD Approval:** ☒ Permit Application (including closure plan) ☐ Closure Plan (only)

OCD Representative Signature: Jim W. Drum **Approval Date:** 7-31-08

Title: District II Supervisor **OCD Permit Number:** 0208236

8. **Closure Report (required within 60 days of closure completion):** Subsection K of 19 15 17.13 NMAC

Instructions: Operators are required to obtain an approved closure plan prior to implementing any closure activities and submitting the closure report. The closure report is required to be submitted to the division within 60 days of the completion of the closure activities. Please do not complete this section of the form until an approved closure plan has been obtained and the closure activities have been completed.

☐ Closure Completion Date: _____

9. **Closure Report Regarding Waste Removal Closure For Closed-loop Systems That Utilize Above Ground Steel Tanks or Haul-off Bins Only:**

Instructions: Please identify the facility or facilities for where the liquids, drilling fluids and drill cuttings were disposed. Use attachment if more than two facilities were utilized.

Disposal Facility Name: _____ Disposal Facility Permit Number: _____

Disposal Facility Name: _____ Disposal Facility Permit Number: _____

Were the closed-loop system operations and associated activities performed on or in areas that *will not* be used for future service and operations?

☐ Yes (If yes, please demonstrate compliance to the items below) ☐ No

Required for impacted areas which will not be used for future service and operations

☐ Site Reclamation (Photo Documentation)

☐ Soil Backfilling and Cover Installation

☐ Re-vegetation Application Rates and Seeding Technique

10. **Operator Closure Certification:**

I hereby certify that the information and attachments submitted with this closure report is true, accurate and complete to the best of my knowledge and belief. I also certify that the closure complies with all applicable closure requirements and conditions specified in the approved closure plan.

Name (Print): _____ Title: _____

Signature: _____ Date: _____

e-mail address: _____ Telephone: _____

OPERATING AND MAINTENANCE PLAN – CLOSED LOOP SYSTEM

19.15.17.12 OPERATIONAL REQUIREMENTS:

A. General specifications. An operator shall maintain and operate a pit, closed-loop system, below-grade tank or sump in accordance with the following requirements:

(1) The operator shall operate and maintain a pit, closed-loop system, below-grade tank or sump to contain liquids and solids and maintain the integrity of the liner, liner system or secondary containment system, prevent contamination of fresh water and protect public health and the environment.

Operator shall operate and maintain a closed loop system.

(2) The operator shall recycle, reuse or reclaim all drilling fluids in a manner that prevents the contamination of fresh water and protects public health and the environment.

Operator shall recycle, reuse or reclaim all drilling fluids used. Excess or unused fluid shall be disposed of at division approved facilities.

(3) The operator shall not discharge into or store any hazardous waste in a pit, closed-loop system, below-grade tank or sump.

Operator shall not knowingly discharge hazardous waste into the closed loop system.

(4) If the integrity of the pit liner is compromised, or if any penetration of the liner occurs above the liquid's surface, then the operator shall notify the appropriate division district office within 48 hours of the discovery and repair the damage or replace the liner.

No Pit liner. Closed loop system.

(5) If a lined pit develops a leak, or if any penetration of the liner occurs below the liquid's surface, then the operator shall remove all liquid above the damage or leak line from the pit within 48 hours and repair the damage or replace the liner.

No Pit liner. Closed loop system. If a leak develops in any of the closed loop tanks, all liquid shall be removed from the effected tank within 48 hours and any damage shall be repaired prior to putting the tank back in service.

OPERATING AND MAINTENANCE PLAN – CLOSED LOOP SYSTEM

(6) The operator shall install a level measuring device in a lined pit containing fluids to monitor the level of the fluid surface so that the operator may recognize unanticipated change in volume of fluids.

No pit. Closed loop system. Excess fluid shall be removed appropriately from the catch tanks.

(7) The injection or withdrawal of liquids from a lined pit shall be accomplished through a header, diverter or other hardware that prevents damage to the liner by erosion, fluid jets or impact from installation and removal of hoses or pipes.

No pit. Closed loop system. Excess fluid shall be removed appropriately from the catch tanks using a re-circulating pump or vacuum trucks.

(8) The operator shall operate and install a pit, below-grade tank or sump to prevent the collection of surface water run-on.

Operator shall berm or collect surface water run-on and dispose of at a division approved facility.

(9) The operator shall install, or maintain on site, an oil absorbent boom or other device to contain and remove oil from a pit's surface.

Operator shall install a skimmer system on catch tanks, circulating tanks and over-flow tanks as needed to collect oil.

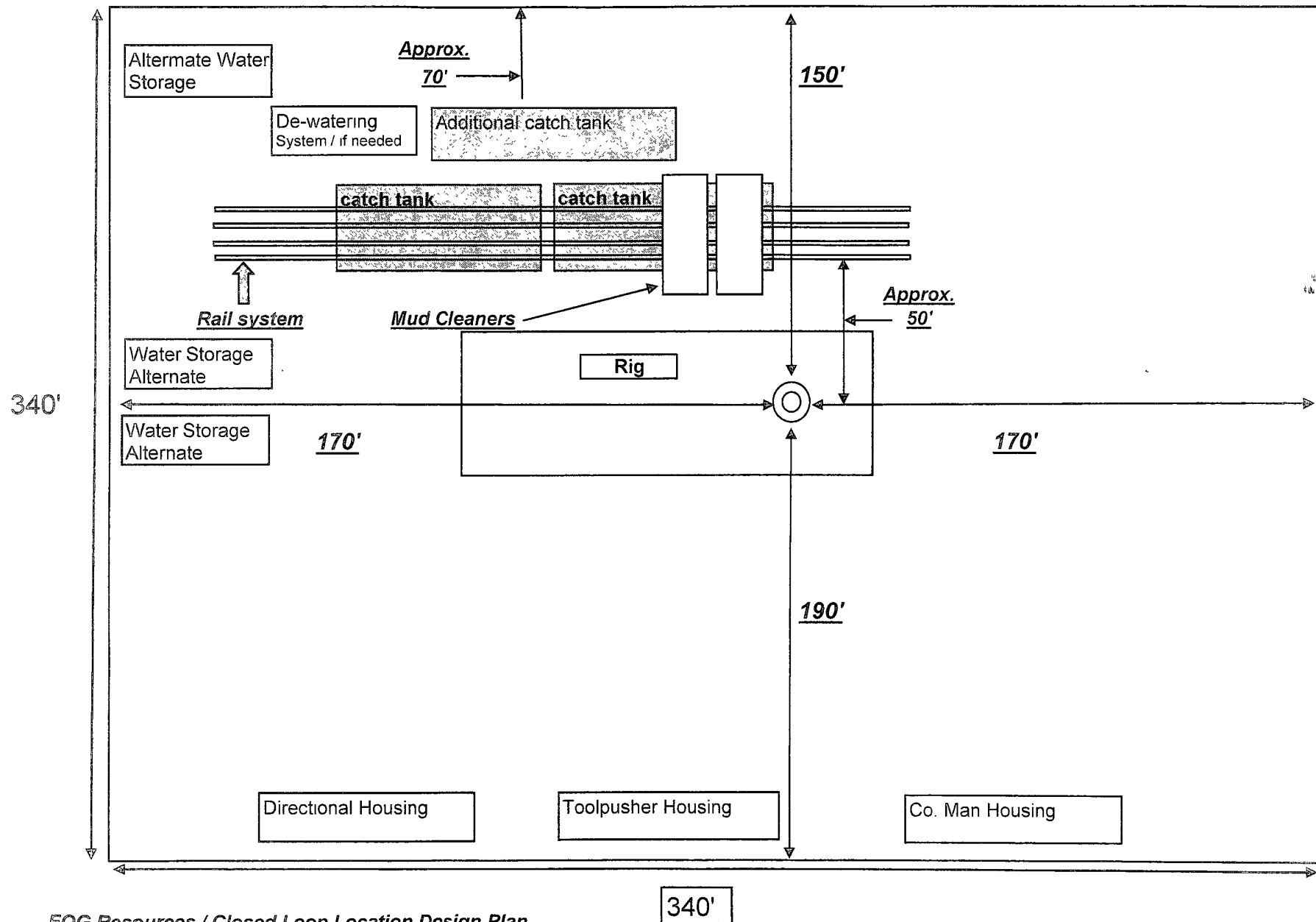
Closure Plan for Closed Loop Drilling System

1. METHODS OF HANDLING WASTE MATERIALS

- a. Drill cuttings shall be disposed of in steel cuttings bins (catch tanks) on the drilling pad (behind the steel mud tanks). The bin and cuttings shall be hauled to a division approved facility by an approved transporter. At the facility, the cuttings shall be removed from the bin and the bin shall be returned to the drilling site for reuse, moved to the next drilling site or returned to the provider.
- b. Remaining drilling fluids shall be hauled off by approved transports to a division approved disposal facility. Water produced during completion shall be put in storage tanks and disposed of at a division approved facility. Oil and condensate produced shall be put in a storage tank and sold or put in a sales pipeline.

2. RECLAMATION

- a. Within 60 days after the drilling and completion of the well, the location area shall be reduced as determined by operator to the minimum area necessary to safely and effectively operate the well. The reclaimed location area shall be substantially restored to the condition that existed prior to oil and gas operations.



EOG Resources / Closed Loop Location Design Plan

340'

Not to scale