

District I
1623 N. French Dr., Hobbs, NM 88240
District II
1301 W. Grand Avenue, Artesia, NM 88210
District III
1000 Rio Brazos Road, Aztec, NM 87410
District IV
1220 S. St. Francis Dr., Santa Fe, NM 87505

State of New Mexico
Energy Minerals and Natural Resources
Department
Oil Conservation Division
1220 South St. Francis Dr.
Santa Fe, NM 87505

Form C-144
July 21, 2008

For temporary pits, closed-loop systems, and below-grade tanks, submit to the appropriate NMOCD District Office.
For permanent pits and exceptions submit to the Santa Fe Environmental Bureau office and provide a copy to the appropriate NMOCD District Office.

4290

Pit, Closed-Loop System, Below-Grade Tank, or
Proposed Alternative Method Permit or Closure Plan Application

Type of action: ☐ Permit of a pit, closed-loop system, below-grade tank, or proposed alternative method
☒ Closure of a pit, closed-loop system, below-grade tank, or proposed alternative method
☐ Modification to an existing permit
☐ Closure plan only submitted for an existing permitted or non-permitted pit, closed-loop system, below-grade tank, or proposed alternative method

Instructions: Please submit one application (Form C-144) per individual pit, closed-loop system, below-grade tank or alternative request

Please be advised that approval of this request does not relieve the operator of liability should operations result in pollution of surface water, ground water or the environment. Nor does approval relieve the operator of its responsibility to comply with any other applicable governmental authority's rules, regulations or ordinances.


1.
Operator: WILLIAMS PRODUCTION COMPANY, LLC OGRID #: 120782
Address: PO Box 640 Aztec, NM 87410
Facility or well name: ROSA UNIT #072
API Number: 3003925509 OCD Permit Number: _____
Section 6I Township 31N Range 05W County RIO ARriba
Latitude: 36.92756 Longitude 107.39717 NAD: 1983 Surface Owner: FEDERAL

2.
☐ **Pit:** Subsection F or G of 19.15.17.11 NMAC
Temporary: ☐ Drilling ☐ Workover
☐ Permanent ☐ Emergency ☐ Cavitation ☐ P&A
☐ Lined ☐ Unlined Liner type: Thickness _____ mil ☐ LLDPE ☐ HDPE ☐ PVC ☐ Other _____
☐ String-Reinforced
Liner Seams: ☐ Welded ☐ Factory ☐ Other _____ Volume: _____ bbl Dimensions: L _____ x W _____ x D _____

3.
☐ **Closed-loop System:** Subsection H of 19.15.17.11 NMAC
Type of Operation: ☐ P&A ☐ Drilling a new well ☐ Workover or Drilling (Applies to activities which require prior approval of a permit or notice of intent)
☐ Drying Pad ☐ Above Ground Steel Tanks ☐ Haul-off Bins ☐ Other _____
☐ Lined ☐ Unlined Liner type: Thickness _____ mil ☐ LLDPE ☐ HDPE ☐ PVC ☐ Other _____
Liner Seams: ☐ Welded ☐ Factory ☐ Other _____

4.
☒ **Below-grade tank:** Subsection I of 19.15.17.11 NMAC
Volume: 120 bbl Type of fluid: PRODUCED WATER
Tank Construction material: FIBERGLASS TANK w/BANDED 20-mil HDPE SECONDARY LINER
☒ Secondary containment with leak detection ☐ Visible sidewalls, liner, 6-inch lift and automatic overflow shut-off
☐ Visible sidewalls and liner ☐ Visible sidewalls only ☐ Other _____
Liner type: Thickness _____ mil ☐ HDPE ☐ PVC ☐ Other _____

5.
☐ **Alternative Method:**
Submittal of an exception request is required. Exceptions must be submitted to the Santa Fe Environmental Bureau office for consideration of approval.



6.

Fencing: Subsection D of 19.15.17.11 NMAC (*Applies to permanent pits, temporary pits, and below-grade tanks*)

- ☐ Chain link, six feet in height, two strands of barbed wire at top (*Required if located within 1000 feet of a permanent residence, school, hospital, institution or church*)
- ☐ Four foot height, four strands of barbed wire evenly spaced between one and four feet
- ☐ Alternate. Please specify _____

7.

Netting: Subsection E of 19.15.17.11 NMAC (*Applies to permanent pits and permanent open top tanks*)

- ☐ Screen ☐ Netting ☐ Other _____
- ☐ Monthly inspections (If netting or screening is not physically feasible)

8.

Signs: Subsection C of 19.15.17.11 NMAC

- ☐ 12"x 24", 2" lettering, providing Operator's name, site location, and emergency telephone numbers
- ☐ Signed in compliance with 19.15.3.103 NMAC

9.

Administrative Approvals and Exceptions:

Justifications and/or demonstrations of equivalency are required. Please refer to 19.15.17 NMAC for guidance.

Please check a box if one or more of the following is requested, if not leave blank:

- ☐ Administrative approval(s): Requests must be submitted to the appropriate division district or the Santa Fe Environmental Bureau office for consideration of approval.
- ☐ Exception(s): Requests must be submitted to the Santa Fe Environmental Bureau office for consideration of approval.

10.

Siting Criteria (regarding permitting): 19.15.17.10 NMAC

Instructions: The applicant must demonstrate compliance for each siting criteria below in the application. Recommendations of acceptable source material are provided below. Requests regarding changes to certain siting criteria may require administrative approval from the appropriate district office or may be considered an exception which must be submitted to the Santa Fe Environmental Bureau office for consideration of approval. Applicant must attach justification for request. Please refer to 19.15.17.10 NMAC for guidance. Siting criteria does not apply to drying pads or above-grade tanks associated with a closed-loop system.

Ground water is less than 50 feet below the bottom of the temporary pit, permanent pit, or below-grade tank.	<input type="checkbox"/> Yes <input type="checkbox"/> No
- NM Office of the State Engineer - iWATERS database search; USGS; Data obtained from nearby wells	
Within 300 feet of a continuously flowing watercourse, or 200 feet of any other significant watercourse or lakebed, sinkhole, or playa lake (measured from the ordinary high-water mark).	<input type="checkbox"/> Yes <input type="checkbox"/> No
- Topographic map; Visual inspection (certification) of the proposed site	
Within 300 feet from a permanent residence, school, hospital, institution, or church in existence at the time of initial application. (<i>Applies to temporary, emergency, or cavitation pits and below-grade tanks</i>)	<input type="checkbox"/> Yes <input type="checkbox"/> No
- Visual inspection (certification) of the proposed site; Aerial photo; Satellite image	<input type="checkbox"/> NA
Within 1000 feet from a permanent residence, school, hospital, institution, or church in existence at the time of initial application. (<i>Applies to permanent pits</i>)	<input type="checkbox"/> Yes <input type="checkbox"/> No
- Visual inspection (certification) of the proposed site; Aerial photo; Satellite image	<input type="checkbox"/> NA
Within 500 horizontal feet of a private, domestic fresh water well or spring that less than five households use for domestic or stock watering purposes, or within 1000 horizontal feet of any other fresh water well or spring, in existence at the time of initial application.	<input type="checkbox"/> Yes <input type="checkbox"/> No
- NM Office of the State Engineer - iWATERS database search; Visual inspection (certification) of the proposed site	
Within incorporated municipal boundaries or within a defined municipal fresh water well field covered under a municipal ordinance adopted pursuant to NMSA 1978, Section 3-27-3, as amended.	<input type="checkbox"/> Yes <input type="checkbox"/> No
- Written confirmation or verification from the municipality; Written approval obtained from the municipality	
Within 500 feet of a wetland.	<input type="checkbox"/> Yes <input type="checkbox"/> No
- US Fish and Wildlife Wetland Identification map; Topographic map; Visual inspection (certification) of the proposed site	
Within the area overlying a subsurface mine.	<input type="checkbox"/> Yes <input type="checkbox"/> No
- Written confirmation or verification or map from the NM EMNRD-Mining and Mineral Division	
Within an unstable area.	<input type="checkbox"/> Yes <input type="checkbox"/> No
- Engineering measures incorporated into the design; NM Bureau of Geology & Mineral Resources; USGS; NM Geological Society; Topographic map	
Within a 100-year floodplain.	<input type="checkbox"/> Yes <input type="checkbox"/> No
- FEMA map	

11.

Temporary Pits, Emergency Pits, and Below-grade Tanks Permit Application Attachment Checklist: Subsection B of 19.15.17.9 NMAC**Instructions:** Each of the following items must be attached to the application. Please indicate, by a check mark in the box, that the documents are attached.

- ☐ Hydrogeologic Report (Below-grade Tanks) - based upon the requirements of Paragraph (4) of Subsection B of 19.15.17.9 NMAC
☐ Hydrogeologic Data (Temporary and Emergency Pits) - based upon the requirements of Paragraph (2) of Subsection B of 19.15.17.9 NMAC
☐ Siting Criteria Compliance Demonstrations - based upon the appropriate requirements of 19.15.17.10 NMAC
☐ Design Plan - based upon the appropriate requirements of 19.15.17.11 NMAC
☐ Operating and Maintenance Plan - based upon the appropriate requirements of 19.15.17.12 NMAC
☒ Closure Plan (Please complete Boxes 14 through 18, if applicable) - based upon the appropriate requirements of Subsection C of 19.15.17.9 NMAC and 19.15.17.13 NMAC
☐ Previously Approved Design (attach copy of design) API Number: _____ or Permit Number: _____

12.

Closed-loop Systems Permit Application Attachment Checklist: Subsection B of 19.15.17.9 NMAC**Instructions:** Each of the following items must be attached to the application. Please indicate, by a check mark in the box, that the documents are attached.

- ☐ Geologic and Hydrogeologic Data (only for on-site closure) - based upon the requirements of Paragraph (3) of Subsection B of 19.15.17.9
☐ Siting Criteria Compliance Demonstrations (only for on-site closure) - based upon the appropriate requirements of 19.15.17.10 NMAC
☐ Design Plan - based upon the appropriate requirements of 19.15.17.11 NMAC
☐ Operating and Maintenance Plan - based upon the appropriate requirements of 19.15.17.12 NMAC
☐ Closure Plan (Please complete Boxes 14 through 18, if applicable) - based upon the appropriate requirements of Subsection C of 19.15.17.9 NMAC and 19.15.17.13 NMAC
☐ Previously Approved Design (attach copy of design) API Number: _____
☐ Previously Approved Operating and Maintenance Plan API Number: _____ (Applies only to closed-loop system that use above ground steel tanks or haul-off bins and propose to implement waste removal for closure)

13.

Permanent Pits Permit Application Checklist: Subsection B of 19.15.17.9 NMAC**Instructions:** Each of the following items must be attached to the application. Please indicate, by a check mark in the box, that the documents are attached.

- ☐ Hydrogeologic Report - based upon the requirements of Paragraph (1) of Subsection B of 19.15.17.9 NMAC
☐ Siting Criteria Compliance Demonstrations - based upon the appropriate requirements of 19.15.17.10 NMAC
☐ Climatological Factors Assessment
☐ Certified Engineering Design Plans - based upon the appropriate requirements of 19.15.17.11 NMAC
☐ Dike Protection and Structural Integrity Design - based upon the appropriate requirements of 19.15.17.11 NMAC
☐ Leak Detection Design - based upon the appropriate requirements of 19.15.17.11 NMAC
☐ Liner Specifications and Compatibility Assessment - based upon the appropriate requirements of 19.15.17.11 NMAC
☐ Quality Control/Quality Assurance Construction and Installation Plan
☐ Operating and Maintenance Plan - based upon the appropriate requirements of 19.15.17.12 NMAC
☐ Freeboard and Overtopping Prevention Plan - based upon the appropriate requirements of 19.15.17.11 NMAC
☐ Nuisance or Hazardous Odors, including H₂S, Prevention Plan
☐ Emergency Response Plan
☐ Oil Field Waste Stream Characterization
☐ Monitoring and Inspection Plan
☐ Erosion Control Plan
☐ Closure Plan - based upon the appropriate requirements of Subsection C of 19.15.17.9 NMAC and 19.15.17.13 NMAC

14.

Proposed Closure: 19.15.17.13 NMAC**Instructions:** Please complete the applicable boxes, Boxes 14 through 18, in regards to the proposed closure plan.

- Type: ☐ Drilling ☐ Workover ☐ Emergency ☐ Cavitation ☐ P&A ☐ Permanent Pit ☒ Below-grade Tank ☐ Closed-loop System
☐ Alternative
 Proposed Closure Method: ☒ Waste Excavation and Removal
☐ Waste Removal (Closed-loop systems only)
☐ On-site Closure Method (Only for temporary pits and closed-loop systems)
☐ In-place Burial ☐ On-site Trench Burial
☐ Alternative Closure Method (Exceptions must be submitted to the Santa Fe Environmental Bureau for consideration)

15.

Waste Excavation and Removal Closure Plan Checklist: (19.15.17.13 NMAC) **Instructions:** Each of the following items must be attached to the closure plan. Please indicate, by a check mark in the box, that the documents are attached.

- ☒ Protocols and Procedures - based upon the appropriate requirements of 19.15.17.13 NMAC
☒ Confirmation Sampling Plan (if applicable) - based upon the appropriate requirements of Subsection F of 19.15.17.13 NMAC
☒ Disposal Facility Name and Permit Number (for liquids, drilling fluids and drill cuttings)
☒ Soil Backfill and Cover Design Specifications - based upon the appropriate requirements of Subsection H of 19.15.17.13 NMAC
☒ Re-vegetation Plan - based upon the appropriate requirements of Subsection I of 19.15.17.13 NMAC
☒ Site Reclamation Plan - based upon the appropriate requirements of Subsection G of 19.15.17.13 NMAC

16.

Waste Removal Closure For Closed-loop Systems That Utilize Above Ground Steel Tanks or Haul-off Bins Only: (19.15.17.13.D NMAC)

Instructions: Please identify the facility or facilities for the disposal of liquids, drilling fluids and drill cuttings. Use attachment if more than two facilities are required.

Disposal Facility Name: _____ Disposal Facility Permit Number: _____

Disposal Facility Name: _____ Disposal Facility Permit Number: _____

Will any of the proposed closed-loop system operations and associated activities occur on or in areas that *will not* be used for future service and operations?

☐ Yes (If yes, please provide the information below) ☐ No

Required for impacted areas which will not be used for future service and operations:

☐ Soil Backfill and Cover Design Specifications - based upon the appropriate requirements of Subsection H of 19.15.17.13 NMAC

☐ Re-vegetation Plan - based upon the appropriate requirements of Subsection I of 19.15.17.13 NMAC

☐ Site Reclamation Plan - based upon the appropriate requirements of Subsection G of 19.15.17.13 NMAC

17.

Siting Criteria (regarding on-site closure methods only): 19.15.17.10 NMAC

Instructions: Each siting criteria requires a demonstration of compliance in the closure plan. Recommendations of acceptable source material are provided below. Requests regarding changes to certain siting criteria may require administrative approval from the appropriate district office or may be considered an exception which must be submitted to the Santa Fe Environmental Bureau office for consideration of approval. Justifications and/or demonstrations of equivalency are required. Please refer to 19.15.17.10 NMAC for guidance.

Ground water is less than 50 feet below the bottom of the buried waste.

- NM Office of the State Engineer - iWATERS database search; USGS; Data obtained from nearby wells

☐ Yes ☐ No
☐ NA

Ground water is between 50 and 100 feet below the bottom of the buried waste

- NM Office of the State Engineer - iWATERS database search; USGS; Data obtained from nearby wells

☐ Yes ☐ No
☐ NA

Ground water is more than 100 feet below the bottom of the buried waste.

- NM Office of the State Engineer - iWATERS database search; USGS; Data obtained from nearby wells

☐ Yes ☐ No
☐ NA

Within 300 feet of a continuously flowing watercourse, or 200 feet of any other significant watercourse or lakebed, sinkhole, or playa lake (measured from the ordinary high-water mark).

- Topographic map; Visual inspection (certification) of the proposed site

☐ Yes ☐ No

Within 300 feet from a permanent residence, school, hospital, institution, or church in existence at the time of initial application.

- Visual inspection (certification) of the proposed site; Aerial photo; Satellite image

☐ Yes ☐ No

Within 500 horizontal feet of a private, domestic fresh water well or spring that less than five households use for domestic or stock watering purposes, or within 1000 horizontal feet of any other fresh water well or spring, in existence at the time of initial application.

- NM Office of the State Engineer - iWATERS database; Visual inspection (certification) of the proposed site

☐ Yes ☐ No

Within incorporated municipal boundaries or within a defined municipal fresh water well field covered under a municipal ordinance adopted pursuant to NMSA 1978, Section 3-27-3, as amended.

- Written confirmation or verification from the municipality; Written approval obtained from the municipality

☐ Yes ☐ No

Within 500 feet of a wetland.

- US Fish and Wildlife Wetland Identification map; Topographic map; Visual inspection (certification) of the proposed site

☐ Yes ☐ No

Within the area overlying a subsurface mine.

- Written confirmation or verification or map from the NM EMNRD-Mining and Mineral Division

☐ Yes ☐ No

Within an unstable area.

- Engineering measures incorporated into the design; NM Bureau of Geology & Mineral Resources; USGS; NM Geological Society; Topographic map

☐ Yes ☐ No

Within a 100-year floodplain.

- FEMA map

☐ Yes ☐ No

18.

On-Site Closure Plan Checklist: (19.15.17.13 NMAC) **Instructions:** Each of the following items must be attached to the closure plan. Please indicate, by a check mark in the box, that the documents are attached.

☐ Siting Criteria Compliance Demonstrations - based upon the appropriate requirements of 19.15.17.10 NMAC

☐ Proof of Surface Owner Notice - based upon the appropriate requirements of Subsection F of 19.15.17.13 NMAC

☐ Construction/Design Plan of Burial Trench (if applicable) based upon the appropriate requirements of 19.15.17.11 NMAC

☐ Construction/Design Plan of Temporary Pit (for in-place burial of a drying pad) - based upon the appropriate requirements of 19.15.17.11 NMAC

☐ Protocols and Procedures - based upon the appropriate requirements of 19.15.17.13 NMAC

☐ Confirmation Sampling Plan (if applicable) - based upon the appropriate requirements of Subsection F of 19.15.17.13 NMAC

☐ Waste Material Sampling Plan - based upon the appropriate requirements of Subsection F of 19.15.17.13 NMAC

☐ Disposal Facility Name and Permit Number (for liquids, drilling fluids and drill cuttings or in case on-site closure standards cannot be achieved)

☐ Soil Cover Design - based upon the appropriate requirements of Subsection H of 19.15.17.13 NMAC

☐ Re-vegetation Plan - based upon the appropriate requirements of Subsection I of 19.15.17.13 NMAC

☐ Site Reclamation Plan - based upon the appropriate requirements of Subsection G of 19.15.17.13 NMAC

19.

Operator Application Certification:

I hereby certify that the information submitted with this application is true, accurate and complete to the best of my knowledge and belief.

Name (Print): _____

Title: _____

Signature: _____

Date: _____

e-mail address: _____

Telephone: _____

20.

OCD Approval: ☐ Permit Application (including closure plan) ☐ Closure Plan (only) ☐ OCD Conditions (see attachment)

OCD Representative Signature: _____ Approval Date: _____

Title: _____ OCD Permit Number: _____

21.

Closure Report (required within 60 days of closure completion): Subsection K of 19.15.17.13 NMAC

Instructions: Operators are required to obtain an approved closure plan prior to implementing any closure activities and submitting the closure report. The closure report is required to be submitted to the division within 60 days of the completion of the closure activities. Please do not complete this section of the form until an approved closure plan has been obtained and the closure activities have been completed.

☒ Closure Completion Date: 5/24/09

22.

Closure Method:

☐ Waste Excavation and Removal ☐ On-Site Closure Method ☐ Alternative Closure Method ☐ Waste Removal (Closed-loop systems only)
☐ If different from approved plan, please explain.

23.

Closure Report Regarding Waste Removal Closure For Closed-loop Systems That Utilize Above Ground Steel Tanks or Haul-off Bins Only:

Instructions: Please indentify the facility or facilities for where the liquids, drilling fluids and drill cuttings were disposed. Use attachment if more than two facilities were utilized.

Disposal Facility Name: _____ Disposal Facility Permit Number: _____

Disposal Facility Name: _____ Disposal Facility Permit Number: _____

Were the closed-loop system operations and associated activities performed on or in areas that *will not* be used for future service and operations?

☐ Yes (If yes, please demonstrate compliance to the items below) ☐ No

Required for impacted areas which will not be used for future service and operations:

- ☐ Site Reclamation (Photo Documentation)
☐ Soil Backfilling and Cover Installation
☐ Re-vegetation Application Rates and Seeding Technique

24.

Closure Report Attachment Checklist: *Instructions: Each of the following items must be attached to the closure report. Please indicate, by a check mark in the box, that the documents are attached.*


- ☐ Proof of Closure Notice (surface owner and division)
☐ Proof of Deed Notice (required for on-site closure)
☐ Plot Plan (for on-site closures and temporary pits)
☐ Confirmation Sampling Analytical Results (if applicable)
☐ Waste Material Sampling Analytical Results (required for on-site closure)
☐ Disposal Facility Name and Permit Number
☐ Soil Backfilling and Cover Installation
☐ Re-vegetation Application Rates and Seeding Technique
☐ Site Reclamation (Photo Documentation)

On-site Closure Location: Latitude _____ Longitude _____ NAD: ☐ 1927 ☐ 1983

25.

Operator Closure Certification:

I hereby certify that the information and attachments submitted with this closure report is true, accurate and complete to the best of my knowledge and belief. I also certify that the closure complies with all applicable closure requirements and conditions specified in the approved closure plan.

Name (Print): Michael K. Lane Title: EH&S SpecialistSignature:  Date: 10/27/09e-mail address: myke.lane@williams.com Telephone: 505-634-4219

Williams Production Co., LLC
San Juan Basin: New Mexico Assets
Below-Grade Tank Removal
Closure Report

Well: Rosa Unit #072
API No: 30-039-25509
Location: I-S06-T31N-R05W, NMMPM

In accordance with Rule 19.15.17.13 NMAC, the following report describes the general closure of the referenced below-grade tanks (BGT) on Williams Production Co, LLC (WPX) location in the San Juan Basin of New Mexico. The closure follows this WPX's standard closure procedure for all BGTs regulated under Rule 19.15.17 NMAC and operated by WPX. For those closures which do not conform to the standard closure plan, a separate well/pit specific closure plan will be developed and utilized.

Closure Conditions and Timing:


Pursuant to 19.15.17.13 (A) NMAC, WPX will initiate closure of any BGT should any one of these conditions occur:

- The Division requires closure because of imminent danger to fresh water, public health or the environment.
- The integrity of the BGT fails. Notification will be within 48 hours to the Division and closure will be schedule as specified in 19.15.17.12 (A)(5) NMAC.
- WPX chooses to take the BGT out-of-service due to operational needs. Closure under these conditions will be initiated within 60 days of cessation of the BGT's operation.
- BGTs installed prior to June 16, 2008 that do not meet the requirements under 19.15.17.11.1(6) NMAC and WPX chooses not to retrofit or upgrade. Closure under these conditions will be completed within five years (by June 16, 2013).

General Plan Requirements:

1. Prior to initiating any BGT Closure except in the case of an emergency, WPX will review County Tax Records for the current landowner of record. The landowner of record will be notified of the intent to closure the BGT by certified mail and a copy of this notification will be included in the closure report. In the case of an emergency, the landowner of record will be notified as soon as practical.

Williams notified the SMA of its intent to clean close the BGT via Certified Mail on March 10, 2009 see attached. No return receipt required per BLM:FFO/NMOCD MOU dated 5/4/09.

- 
2. Notice of Closure will be given to the Aztec District office between 72 hours and one week of the scheduled closure via email or phone. The notification of closure will include the following:
 - a. Operators Name (WPX)
 - b. Well Name and API Number
 - c. Location (USTR)

Aztec District office was notified of Williams E&P intent to close on April 27, 2009. Email attached.

3. All piping will be rerouted to an alternative produced water storage/disposal location (e.g. surface tanks, temporary frac tank, ...). The well will be temporarily shutin until the rerouting is completed.

Williams closed the BGT used by the Rosa 72 separator and piped all liquids to the Produced Water Storage Tank on the Rosa 241. The Rosa 72 was shut in until the rerouting was completed.

4. All produced water will be removed from the BGT following discharge-pipe rerouting. Produced water will be disposed at one of the following NMOCD approved facilities depending on the proximity of the BGT site: Rosa Unit SWD #1 (Order: SWD-916, API: 30-039-27055), Rosa Unit #94 (Order: SWD-3RP-1003-0, API: 30-039-23035), Jillson Fed. SWD #001 (Order: R10168/R10168A, API: 30-039-25465), Middle Mesa SWD #001 (Order: SWD-350-0, API: 30-045-27004) and/or Basin Disposal (Permit: NM-01-0005).

Produced water in the BGT prior to closures was removed by vacuum truck and hauled to the Rosa Unit disposal wells listed.

5. Solids and sludges will be shoveled and /or vacuumed out for disposal at Envirotech (Permit Number NM-01-0011).

No solids or sludge required removal prior to excavation and removal of the tank.

6. Williams will obtain prior approval from NMOCD to dispose, recycle, reuse, or reclaim the BGT and provide documentation of the disposition of the BGT in the closure report. Steel materials will be recycled or reused as approved by the Division. Fiberglass tanks will be empty, cut up or shredded, and EPA cleaned for disposal as solid waste. Liners materials will be cleaned without soils or contaminated material for disposal as solid waste. Fiberglass tanks and liner materials will meet the conditions of paragraph 1 subsection D or 19.15.9.712 NMAC. Disposal will be at a licensed disposal facility, presently San Juan Regional Landfill operated by Waste Management under NMED Permit SWM-052426.

The fiberglass tank and plastic liner was disposed of at the San Juan Regional Landfill copy of the disposal ticket is attached. Note work charged to Rosa 72B New Drill AFE.

7. Any equipment associated with the BGT that is no longer required for some other purpose, following the closure will be removed from the location.

The fiberglass tank and plastic liner were removed offsite. All other piping and equipment remains in use. See attached photo.

8. Following removal of the tank and any liner material, a five-point composite sample will be taken of the excavation and tested per 19.15.17.13(E)(4) NMAC as identified in Table 1. Grab samples will be collected from any area that is wet, discolored or showing other evidence of a release. Results will be report to the Division following receipt from the lab on Form C-141.

Table 1: Closure Criteria for BGTs

Components	Testing Methods	Closure Limits (mg/Kg)	Sample Results (mg/Kg)
Benzene	EPA SW-846 Method 8021B or 8260B	0.2	ND
BTEX	EPA SW-846 Method 8021B or 8260B	50	ND
TPH	EPA SW-846 Method 418.1 ⁽¹⁾	100	ND
Chlorides	EPA SW-846 Method 300.1 ⁽¹⁾	250 ⁽²⁾	45

⁽¹⁾ Method modified for solid waste.

⁽²⁾ If background concentration of Chlorides greater than 250 mg/Kg, then higher concentration will be used for closure.

9. If the Division and/or Williams determine there is a release, Williams will comply with 19.15.3.116 NMAC and 19.15.1.19 NMAC.

No release detected.

10. Upon completion of the tank removal, and any necessary soil remediation, the excavation will be backfilled with non-waste earthen material compacted to native and covered with a minimum of one foot of top soil or background thickness. The surface will be recontoured to match the native grade.

Pit area backfilled with clean earthen material following sample results. No contaminated soil taken off site. Backfill compacted to avoid settling and pit area remains in use for production operations.

11. For those portions of the former pit area no longer required for production activities, WPX will seed the disturbed areas the first growing season after the pit is covered. Seeding will be accomplished via drilling on the contour whenever practical, or by other Division-approved methods. Vegetative cover will equal 70% of the native perennial vegetative cover (un-impacted) consisting of at least three native plant species, including at least one grass, but not including noxious weeds, and maintained

that cover through two successive growing seasons. Repeat seeding or planting will be continued until successful vegetative growth occurs. *Note: WPX assumes the seeding stipulations including mix and seeding methods specified by the Surface Management Agency (BLM, BOR, USFS, Tribal, etc.) APD are Division-approved methods unless notified by the Division of their unacceptability. If a landowner agreement requires reseeding or other surface restoration that do not meet the revegetation requirements of 19.15.17.13, I then WPX will submit the proposed alternative with written documentation that the landowner agrees to the alternative, for Division approval.*

Pit area along with unused portions of well pad interim reclaimed and following P&A entire location to be reclaimed and recontoured in accordance with Surface Management Agency requirements in APD-COAs and per BLM:FFO/NMOCD MOU dated 5/4/09.

12. For those portions of the former pit area required for production activities, reseeding will be done at well abandonment, and following the procedure noted above.
See above notes.

Closure Report:

All closure activities will include proper documentation and will be submitted to OCD within 60 days of the BGT closure on a Closure Report using Division Form C-144. The Report will include the following:

- Proof of Closure Notice (surface owner & NMOCD)
- Backfilling & Cover Installation
- Site Diagram with coordinates
- Available Inspection reports
- Confirmation Sampling Analytical Results
- Disposal Facility Name(s) and Permit Number(s)
- Re-vegetation Application Rate & Seeding techniques
- Photo Documentation of Reclamation

Lane, Myke

From: Lane, Myke
Sent: Monday, April 27, 2009 10:06 AM
To: Jones, Brad A., EMNRD; Powell, Brandon, EMNRD
Cc: Meador, Tasha ; Basye, Matt ; Webre, Laurel
Subject: Request for BGT Closure Plan Review - Rosa #072

Brad:

We have identified the following below grade tank has a possible integrity problem, and we would like to close this existing BGT. We request your review to allow closure.

Per your direction, Williams will not schedule or initiate closure until we receive your approval.

WELLSITE	API	FMT	SEC	TWN	RNG
Rosa #072	3003925509	BLANCO MV	06 (I)	31N	05W

Please contact me if there are any problems or you request additional information. Thanks for your consideration.

Michael K. (Myke) Lane, PE
EH&S Team Leader - San Juan Basin Operations
721 S. Main/PO Box 640, Aztec, NM 87410
(505) 634-4219(off); -4205(fax); 330-3198(cell)

"The problems we face cannot be resolved at the same level of thinking as that which gave rise to them!"---shared with me by Brent Hale

4/27/2009



Exploration & Production
PO Box 640
Aztec, NM 81137
505/634-4219
505/634-4214 Fax

March 10, 2009

Mr. Mark Kelly
Bureau of Land Management
Farmington Field Office
1235 La Plata Hwy.
Farmington, NM 87401

Sent via Certified Mail

RE: Notification of Production Pit Closure
Rule 19.15.17.13 NMAC
Production Pits associated Natural Gas Development
Operated by Williams Production Co, LLC

Pursuant to Rule 19.15.17.13 NMAC, this correspondence is to notify the Bureau of Land Management, Farmington Field Office, of Williams Production LLC's (Williams') intent to clean close all production pits on the attached list of wells operated with the District in San Juan County and Rio Arriba County, New Mexico. Closure will follow the plan included with this correspondence.

Thank you for your consideration. If there are any questions or additional information is requested, please contact me at (505) 634-4209.

Respectfully submitted,

A handwritten signature in black ink, reading "Holly C. Perkins". The signature is written in a cursive, flowing style.

Holly C. Perkins
EH&S Specialist

Encl: Williams Production Pit Inventory List (Federal wells)
San Juan Basin - New Mexico Assets: Below-Grade Tank Closure Plan

cc: Environmental File

Williams Production Co., LLC
San Juan Basin: New Mexico Assets
Below-Grade Tank Removal
Closure Plan

In accordance with Rule 19.15.17.13 NMAC, the following plan describes the general closure requirements of below-grade tanks (BGT) on Williams Production Co, LLC (WPX) locations in the San Juan Basin of New Mexico. This is WPX's standard closure procedure for all BGTs regulated under Rule 19.15.17 NMAC and operated by WPX. For those closures which do not conform to this standard closure plan, a separate well/pit specific closure plan will be developed and utilized.

Closure Conditions and Timing:

Pursuant to 19.15.17.13 (A) NMAC, WPX will initiate closure of any BGT should any one of these conditions occur:

- The Division requires closure because of imminent danger to fresh water, public health or the environment.
- The integrity of the BGT fails. Notification will be within 48 hours to the Division and closure will be schedule as specified in 19.15.17.12 (A)(5) NMAC.
- WPX chooses to take the BGT out-of-service due to operational needs. Closure under these conditions will be closed within 60 days of cessation of the BGT's operation.
- BGTs installed prior to June 16, 2008 that do not meet the requirements under 19.15.17.11.1(6) NMAC and WPX chooses not to retrofit or upgrade. Closure under these conditions will be completed within five years (by June 16, 2013).

General Plan Requirements:

1. Prior to initiating any BGT Closure except in the case of an emergency, WPX will review County Tax Records for the current surface owner of record. The surface owner of record will be notified of the intent to close the BGT by certified mail and a copy of this notification will be included in the closure report. In the case of an emergency, the surface owner of record will be notified as soon as practical.
2. Notice of Closure will be given to the Aztec District office between 72 hours and one week of the scheduled closure via email or phone. The notification of closure will include the following:
 - a. Operators Name (WPX)
 - b. Well Name and API Number
 - c. Location (USTR)
3. All piping will be rerouted to an alternative produced water storage/disposal location (e.g. surface tanks, temporary frac tank, ...). The well will be temporarily shut in until the rerouting is completed.
4. All produced water will be removed from the BGT following discharge-pipe rerouting. Produced water will be disposed at one of the following NMOCD approved facilities depending on the proximity of the BGT site: Rosa Unit SWD # 1 (Order: SWD-916, API: 30-039-27055), Rosa Unit #94 (Order: SWD-3RP-1003-0, API: 30-039-23035), Jillson Fed. SWD #001 (Order: R10168/R10168A, API: 30-039-25465), Middle Mesa SWD #001 (Order: SWD-350-0, API: 30-045-27004) and/or Basin Disposal (Permit: NM-01-0005).
5. Solids and sludges will be shoveled and /or vacuumed out for disposal at Envirotech (Permit Number NM-01-0011).
- c. WPX will obtain prior approval from NMOCD to dispose, recycle, reuse, or reclaim the BGT and provide documentation of the disposition of the BGT in the closure report. Steel materials will be recycled or reused as approved by the Division. Fiberglass tanks will be empty, cut up or shredded, and EPA cleaned for disposal as solid waste. Liner materials will

be cleaned without soils or contaminated material for disposal as solid waste. Fiberglass tanks and liner materials will meet the conditions of paragraph 1 subsection D of 19.15.9.712 NMAC. Disposal will be at a licensed disposal facility, presently San Juan Regional Landfill operated by Waste Management under NMED Permit SWM-052426.

7. Any equipment associated with the BGT that is no longer required for some other purpose, following the closure will be removed from the location.
8. Following removal of the tank and any liner material, a five-point composite sample will be taken of the excavation and tested per 19.15.17.13(E)(4) NMAC as identified in Table 1. Grab samples will be collected from any area that is wet, discolored or showing other evidence of a release. Results will be report to the Division following receipt from the lab on Form C-141.

Table 1: Closure Criteria for BGTs

Components	Testing Methods	Closure Limits (mg/Kg)
Benzene	EPA SW-846 Method 8021B or 8260B	0.2
BTEX	EPA SW-846 Method 8021B or 8260B	50
TPH	EPA SW-846 Method 418.1 ⁽¹⁾	100
Chlorides	EPA SW-846 Method 300.1 ⁽¹⁾	250 ⁽²⁾

⁽¹⁾ Method modified for solid waste.

⁽²⁾ If background concentration of Chlorides greater than 250 mg/Kg, then higher concentration will be used for closure.

9. If the Division and/or WPX determine there is a release, WPX will comply with 19.15.3.116 NMAC and 19.15.1.19 NMAC.
10. Upon completion of the tank removal, the excavation will be backfilled with non-waste earthen material compacted and covered with a minimum of one foot of top soil or background thickness whichever is greater and to existing grade. The surface will be re-contoured to match the native grade and prevent ponding.
11. For those portions of the former pit area no longer required for production activities, WPX will seed the disturbed areas the first growing season after the pit is covered. Seeding will be accomplished via drilling on the contour whenever practical, or by other Division-approved methods. Vegetative cover will equal 70% of the native perennial vegetative cover (un-impacted) consisting of at least three native plant species, including at least one grass, but not including noxious weeds, and maintained that cover through two successive growing seasons. Repeat seeding or planting will be continued until successful vegetative growth occurs. *Note: If a surface owner agreement requires reseeding or other surface restoration that do not meet re-vegetation requirements of 19.15.17.13.1 NMAC then WPX will submit the proposed alternative with written documentation that the surface owner agrees to the alternative, for Division approval.*
12. For those portions of the former pit area required for production activities, reseeding will be done at well abandonment, and following the procedure noted above.

Closure Report:

All closure activities will include proper documentation and will be submitted to OCD within 60 days of the BGT closure on a Closure Report using Division Form C-144. The Report will include the following:

- Proof of Closure Notice (surface owner & NMOCD)
- Confirmation Sampling Analytical Results
- Backfilling & Cover Installation
- Disposal Facility Name(s) and Permit Number(s)
- Site Diagram with coordinates
- Application Rate & Seeding techniques
- Available Inspection report
- Photo Documentation of Reclamation

WELLS w/FEDERAL SURF MGT	API	FMT	SEC	TWN	RNG	PIT TYPE	CONSTRUCTION MATERIAL
COX CANYON UNIT #001	3004511397	BLANCO MV	16N	32N	11W	BGT	DBL WALL STEEL
COX CANYON UNIT #001A	3004522086	BLANCO MV	16C	32N	11W	BGT	FIBERGLASS TANK w/BANDED 20-mil HDPE SECONDARY LINER
COX CANYON UNIT #001B	3004530791	BLANCO MV	16L	32N	11W	BGT	FIBERGLASS TANK w/BANDED 20-mil HDPE SECONDARY LINER
COX CANYON UNIT #001C	3004532023	BLANCO MV	16E	32N	11W	BGT	DBL WALL STEEL
COX CANYON UNIT #003	3004511495	BLANCO MV	9L	32N	11W	BGT	FIBERGLASS TANK w/BANDED 20-mil HDPE SECONDARY LINER
COX CANYON UNIT #003A	3004522088	BLANCO MV	9P	32N	11W	BGT	DBL WALL STEEL
COX CANYON UNIT #003B	3004530871	BLANCO MV	9J	32N	11W	BGT	DBL WALL STEEL
COX CANYON UNIT #004	3004511368	BLANCO MV	21A	32N	11W	BGT	DBL WALL STEEL
COX CANYON UNIT #004A	3004522093	BLANCO MV	21P	32N	11W	BGT	DBL WALL STEEL
COX CANYON UNIT #004B	3004532186	BLANCO MV	21F	32N	11W	BGT	DBL WALL STEEL
COX CANYON UNIT #005	3004511326	BLANCO MV	21K	32N	11W	BGT	DBL WALL STEEL
COX CANYON UNIT #005A	3004522094	BLANCO MV	21D	32N	11W	BGT	DBL WALL STEEL
COX CANYON UNIT #005B	3004532142	BASIN DK / BLANCO MV	21N	32N	11W	BGT	DBL WALL STEEL
COX CANYON UNIT #005C	3004533493	BLANCO MV	21F	32N	11W	BGT	DBL WALL STEEL
COX CANYON UNIT #006	3004511463	BLANCO MV	16A	32N	11W	BGT	DBL WALL STEEL
COX CANYON UNIT #006A	3004522095	BLANCO MV	16I	32N	11W	BGT	DBL WALL STEEL
COX CANYON UNIT #006B	3004532693	BLANCO MV	16B	32N	11W	BGT	DBL WALL STEEL
COX CANYON UNIT #006C	3004532733	BLANCO MV	16O	32N	11W	BGT	DBL WALL STEEL
COX CANYON UNIT #007	3004511455	BLANCO MV	17G	32N	11W	FGP	DBL WALL STEEL
COX CANYON UNIT #007A	3004522091	BLANCO MV	17O	32N	11W	BGT	DBL WALL STEEL
COX CANYON UNIT #007C	3004533018	BASIN DK	17K	32N	11W	BGT	DBL WALL STEEL
COX CANYON UNIT #008	3004511492	BLANCO MV	8I	32N	11W	BGT	FIBERGLASS TANK w/BANDED 20-mil HDPE SECONDARY LINER
COX CANYON UNIT #008A	3004522096	BLANCO MV	17H	32N	11W	BGT	DBL WALL STEEL
COX CANYON UNIT #008B	3004532080	BLANCO MV	8P	32N	11W	BGT	FIBERGLASS TANK w/BANDED 20-mil HDPE SECONDARY LINER
COX CANYON UNIT #008C	3004531187	BLANCO MV	17P	32N	11W	BGT	FIBERGLASS TANK w/BANDED 20-mil HDPE SECONDARY LINER
COX CANYON UNIT #009A COM	3004522092	BLANCO MV	20D	32N	11W	BGT	FIBERGLASS TANK w/BANDED 20-mil HDPE SECONDARY LINER
COX CANYON UNIT #009B COM	3004533926	BASIN DK / BLANCO MV	20B	32N	11W	BGT	DBL WALL STEEL
COX CANYON UNIT #009C	3003933851	BASIN DK / BLANCO MV	20F	32N	11W	BGT	DBL WALL STEEL
COX CANYON UNIT #013	3004521489	BLANCO PC	20A	32N	11W	BGT	FIBERGLASS TANK w/BANDED 20-mil HDPE SECONDARY LINER

WELLS w/FEDERAL SURF MGT	API	FMT	SEC	TWN	RNG	PIT TYPE	CONSTRUCTION MATERIAL
COX CANYON UNIT #023 COM	3004522537	BLANCO PC	17C	32N	11W	BGT	FIBERGLASS TANK w/BANDED 20-mil HDPE SECONDARY LINER
COX CANYON UNIT #025	3004522572	BLANCO PC	9O	32N	11W	BGT	FIBERGLASS TANK w/BANDED 20-mil HDPE SECONDARY LINER
COX CANYON UNIT #200	3004527878	BASIN FTC	9L	32N	11W	BGT	FIBERGLASS TANK w/BANDED 20-mil HDPE SECONDARY LINER
COX CANYON UNIT #200A	3004532126	BASIN FTC	9O	32N	11W	BGT	FIBERGLASS TANK w/BANDED 20-mil HDPE SECONDARY LINER
COX CANYON UNIT #203	3004527872	BASIN FTC	17A	32N	11W	BGT	FIBERGLASS TANK w/BANDED 20-mil HDPE SECONDARY LINER
MADDOX #001	3004511487	BLANCO MV	10N	32N	11W	BGT	DBL WALL STEEL
MADDOX #001A	3004523539	BLANCO MV	10P	32N	11W	BGT	DBL WALL STEEL
NM 32-11 #001	3004511309	BLANCO MV	20O	32N	11W	BGT	DBL WALL STEEL
NM 32-11 #001B COM	3004532024	BASIN DK / BLANCO MV	20J	32N	11W	BGT	DBL WALL STEEL
NM 32-11 #001C COM	3004532804	BASIN DK / BLANCO MV	20L	32N	11W	BGT	DBL WALL STEEL
NM 32-11 #002 COM	3004511380	BLANCO MV	19A	32N	11W	BGT	FIBERGLASS TANK w/BANDED 20-mil HDPE SECONDARY LINER
NM 32-11 #002A COM	3004529017	BLANCO MV	19O	32N	11W	BGT	DBL WALL STEEL
NM 32-11 #002B COM	3004532670	BLANCO MV	19I	32N	11W	BGT	DBL WALL STEEL
NM 32-11 #002C COM	3004533077	BLANCO MV	19G	32N	11W	BGT	DBL WALL STEEL
ROSA UNIT #001 SWD	3003927055	SWD	23I	31N	06W	BGT	DBL WALL STEEL
ROSA UNIT #001E	3003925411	BASIN DK / BLANCO MV	11P	31N	06W	BGT	FIBERGLASS TANK w/BANDED 20-mil HDPE SECONDARY LINER
ROSA UNIT #005A	3003925407	BLANCO MV / ROSA PC	26P	31N	06W	BGT	DBL WALL STEEL
ROSA UNIT #005B	3003926927	BASIN DK / BLANCO MV	26B	31N	06W	BGT	DBL WALL STEEL
ROSA UNIT #005Y	3003926078	BLANCO MV	26H	31N	06W	BGT	FIBERGLASS TANK w/BANDED 20-mil HDPE SECONDARY LINER
ROSA UNIT #008	3003907944	BLANCO MV / ROSA PC	26M	31N	06W	BGT	FIBERGLASS TANK w/BANDED 20-mil HDPE SECONDARY LINER
ROSA UNIT #008	3003907944	BLANCO MV / ROSA PC	26M	31N	06W	BGT	FIBERGLASS TANK w/BANDED 20-mil HDPE SECONDARY LINER
ROSA UNIT #008A	3003925430	BLANCO MV / ROSA PC	26D	31N	06W	BGT	FIBERGLASS TANK w/BANDED 20-mil HDPE SECONDARY LINER
ROSA UNIT #008C	3003926944	BLANCO MV	26N	31N	06W	BGT	FIBERGLASS TANK w/BANDED 20-mil HDPE SECONDARY LINER
ROSA UNIT #009	3003907975	BLANCO MV	11K	31N	06W	BGT	FIBERGLASS TANK w/BANDED 20-mil HDPE SECONDARY LINER
ROSA UNIT #009A	3003925584	BASIN DK / BLANCO MV	11C	31N	06W	BGT	DBL WALL STEEL
ROSA UNIT #009B	3003927042	BLANCO MV	11E	31N	06W	BGT	FIBERGLASS TANK w/BANDED 20-mil HDPE SECONDARY LINER
ROSA UNIT #010B	3003926556	BLANCO MV	13N	31N	06W	BGT	FIBERGLASS TANK w/BANDED 20-mil HDPE SECONDARY LINER
ROSA UNIT #010C	3003926918	BLANCO MV	13N	31N	06W	BGT	DBL WALL STEEL
ROSA UNIT #010C	3003926556	BLANCO MV	13N	31N	06W	BGT	DBL WALL STEEL

WELLS w/FEDERAL SURF MGT	API	FMT	SEC	TWN	RNG	PIT TYPE	CONSTRUCTION MATERIAL
ROSA UNIT #012A	3003925900	BLANCO MV / ROSA PC	15J	31N	06W	BGT	DBL WALL STEEL
ROSA UNIT #012B	3003926555	BASIN DK / BLANCO MV	15P	31N	06W	BGT	FIBERGLASS TANK w/BANDED 20-mil HDPE SECONDARY LINER
ROSA UNIT #012C	3003929486	BLANCO MV	15A	31N	06W	SGT	SINGLE WALL STEEL
ROSA UNIT #013	3003907936	BLANCO MV	31G	31N	05W	BGT	FIBERGLASS TANK w/BANDED 20-mil HDPE SECONDARY LINER
ROSA UNIT #013A	3003926298	BLANCO MV BASIN DK /	31F	31N	05W	BGT	FIBERGLASS TANK w/BANDED 20-mil HDPE SECONDARY LINER
ROSA UNIT #013B COM	3003929834	BLANCO MV	31A	31N	05W	BGT	DBL WALL STEEL
ROSA UNIT #014	3003907958	BLANCO MV	23B	31N	06W	BGT	FIBERGLASS TANK w/BANDED 20-mil HDPE SECONDARY LINER
ROSA UNIT #014A	3003926280	BLANCO MV BASIN DK /	23P	31N	06W	BGT	FIBERGLASS TANK w/BANDED 20-mil HDPE SECONDARY LINER
ROSA UNIT #014C	3003930132	BLANCO MV	23H	31N	06W	BGT	DBL WALL STEEL
ROSA UNIT #015	3003907946	BLANCO MV	29H	31N	05W	BGT	FIBERGLASS TANK w/BANDED 20-mil HDPE SECONDARY LINER
ROSA UNIT #016	3003907963	BLANCO MV	14N	31N	06W	BGT	FIBERGLASS TANK w/BANDED 20-mil HDPE SECONDARY LINER
ROSA UNIT #016A	3003925496	BLANCO MV	14C	31N	06W	BGT	FIBERGLASS TANK w/BANDED 20-mil HDPE SECONDARY LINER
ROSA UNIT #016B	3003926218	BLANCO MV	14M	31N	06W	BGT	FIBERGLASS TANK w/BANDED 20-mil HDPE SECONDARY LINER
ROSA UNIT #017A	3003926272	BLANCO MV BASIN DK /	20O	31N	05W	BGT	FIBERGLASS TANK w/BANDED 20-mil HDPE SECONDARY LINER
ROSA UNIT #017B	3003926971	BLANCO MV	20J	31N	05W	BGT	FIBERGLASS TANK w/BANDED 20-mil HDPE SECONDARY LINER
ROSA UNIT #018	3003907960	BLANCO MV / ROSA PC	22H	31N	06W	BGT	FIBERGLASS TANK w/BANDED 20-mil HDPE SECONDARY LINER
ROSA UNIT #018A	3003925436	BLANCO MV / ROSA PC	22P	31N	06W	SGT	DBL WALL STEEL
ROSA UNIT #018B	3003927052	BLANCO MV	22O	31N	06W	BGT	DBL WALL STEEL
ROSA UNIT #019	3003907955	BLANCO MV	24K	31N	06W	BGT	FIBERGLASS TANK w/BANDED 20-mil HDPE SECONDARY LINER
ROSA UNIT #019B	3003926560	BLANCO MV	24L	31N	06W	BGT	FIBERGLASS TANK w/BANDED 20-mil HDPE SECONDARY LINER
ROSA UNIT #019C	3003929625	BLANCO MV	24D	31N	06W	BGT	DBL WALL STEEL
ROSA UNIT #019C	3003929625	BLANCO MV	24D	31N	06W	BGT	DBL WALL STEEL
ROSA UNIT #020	3003907969	BLANCO MV	14G	31N	06W	BGT	FIBERGLASS TANK w/BANDED 20-mil HDPE SECONDARY LINER
ROSA UNIT #020A	3003925495	BLANCO MV	14O	31N	06W	BGT	FIBERGLASS TANK w/BANDED 20-mil HDPE SECONDARY LINER
ROSA UNIT #020B	3003926220	BLANCO MV	14A	31N	06W	BGT	DBL WALL STEEL
ROSA UNIT #020C	3003926221	BLANCO MV	14J	31N	06W	BGT	FIBERGLASS TANK w/BANDED 20-mil HDPE SECONDARY LINER
ROSA UNIT #021A	3003926121	BLANCO MV	23C	31N	06W	BGT	FIBERGLASS TANK w/BANDED 20-mil HDPE SECONDARY LINER
ROSA UNIT #021B	3003926554	BLANCO MV	23K	31N	06W	BGT	DBL WALL STEEL
ROSA UNIT #022	3003907971	BLANCO MV	18A	31N	05W	BGT	FIBERGLASS TANK w/BANDED 20-mil HDPE SECONDARY LINER

WELLS w/FEDERAL SURF MGT	API	FMT	SEC	TWN	RNG	PIT TYPE	CONSTRUCTION MATERIAL
ROSA UNIT #022A	3003926390	BLANCO MV	18C	31N	05W	BGT	FIBERGLASS TANK w/BANDED 20-mil HDPE SECONDARY LINER
ROSA UNIT #023	3003907942	BLANCO MV	29M	31N	05W	BGT	FIBERGLASS TANK w/BANDED 20-mil HDPE SECONDARY LINER
ROSA UNIT #023B	3003926553	BLANCO MV	29E	31N	05W	BGT	FIBERGLASS TANK w/BANDED 20-mil HDPE SECONDARY LINER
ROSA UNIT #023C	3003927609	BASIN DK / BLANCO MV	29L	31N	05W	BGT	FIBERGLASS TANK w/BANDED 20-mil HDPE SECONDARY LINER
ROSA UNIT #024	3003907933	BLANCO MV	32M	31N	05W	BGT	FIBERGLASS TANK w/BANDED 20-mil HDPE SECONDARY LINER
ROSA UNIT #024A	3003925568	BASIN DK / BLANCO MV	32E	31N	05W	SGT	DBL WALL STEEL FIBERGLASS TANK w/BANDED 20-mil
ROSA UNIT #024B	3003926630	BASIN DK / BLANCO MV	32N	31N	05W	BGT	HDPE SECONDARY LINER FIBERGLASS TANK w/BANDED 20-mil
ROSA UNIT #024C	3003926968	BASIN DK / BLANCO MV	32C	31N	05W	BGT	HDPE SECONDARY LINER
ROSA UNIT #026A	3003925580	BLANCO MV	32O	31N	05W	SGT	DBL WALL STEEL
ROSA UNIT #026B	3003926788	BASIN DK	32G	31N	05W	SGT	DBL WALL STEEL FIBERGLASS TANK w/BANDED 20-mil
ROSA UNIT #029	3004511136	BLANCO MV	32H	32N	06W	BGT	HDPE SECONDARY LINER FIBERGLASS TANK w/BANDED 20-mil
ROSA UNIT #029B	3004530709	BASIN DK / BLANCO MV	32B	32N	06W	BGT	HDPE SECONDARY LINER
ROSA UNIT #029M	3004529584	BASIN DK / BLANCO MV	32I	32N	06W	BGT	DBL WALL STEEL FIBERGLASS TANK w/BANDED 20-mil
ROSA UNIT #030 COM	3003925570	BASIN DK / BLANCO MV	12O	31N	06W	BGT	HDPE SECONDARY LINER FIBERGLASS TANK w/BANDED 20-mil
ROSA UNIT #030A	3003926068	BLANCO MV	12M	31N	06W	BGT	HDPE SECONDARY LINER FIBERGLASS TANK w/BANDED 20-mil
ROSA UNIT #030B	3003926601	BLANCO MV	12N	31N	06W	BGT	HDPE SECONDARY LINER
ROSA UNIT #030C	3003929842	BLANCO MV	12P	31N	06W	BGT	DBL WALL STEEL FIBERGLASS TANK w/BANDED 20-mil
ROSA UNIT #031	3003926279	BLANCO MV	17C	31N	05W	BGT	HDPE SECONDARY LINER FIBERGLASS TANK w/BANDED 20-mil
ROSA UNIT #031A	3003926346	BLANCO MV	17L	31N	05W	BGT	HDPE SECONDARY LINER FIBERGLASS TANK w/BANDED 20-mil
ROSA UNIT #031B	3003926579	BASIN DK / BLANCO MV	17D	31N	05W	BGT	HDPE SECONDARY LINER FIBERGLASS TANK w/BANDED 20-mil
ROSA UNIT #031C	3003926578	BLANCO MV	17N	31N	05W	BGT	HDPE SECONDARY LINER
ROSA UNIT #032	3003925389	BLANCO MV / ROSA PC	21H	31N	06W	BGT	DBL WALL STEEL
ROSA UNIT #032A	3003925417	BLANCO MV / ROSA PC	21F	31N	06W	BGT	DBL WALL STEEL FIBERGLASS TANK w/BANDED 20-mil
ROSA UNIT #032B	3003926771	BASIN DK / BLANCO MV	21G	31N	06W	BGT	HDPE SECONDARY LINER FIBERGLASS TANK w/BANDED 20-mil
ROSA UNIT #032C	3003927240	BASIN DK / BLANCO MV	21F	31N	06W	BGT	HDPE SECONDARY LINER FIBERGLASS TANK w/BANDED 20-mil
ROSA UNIT #034	3003907984	BLANCO MV	36B	32N	06W	BGT	HDPE SECONDARY LINER
ROSA UNIT #034A	3003926119	BLANCO MV	36I	32N	06W	BGT	DBL WALL STEEL
ROSA UNIT #034A	3003926119	BLANCO MV	36I	32N	06W	SGT	DBL WALL STEEL FIBERGLASS TANK w/BANDED 20-mil
ROSA UNIT #034B	3003926629	BLANCO MV	36J	32N	06W	BGT	HDPE SECONDARY LINER

WELLS w/FEDERAL SURF MGT	API	FMT	SEC	TWN	RNG	PIT TYPE	CONSTRUCTION MATERIAL
ROSA UNIT #034C	3003926969	BLANCO MV	36H	32N	06W	BGT	FIBERGLASS TANK w/BANDED 20-mil HDPE SECONDARY LINER
ROSA UNIT #035X	3004510996	BLANCO MV	5K	31N	06W	BGT	DBL WALL STEEL FIBERGLASS TANK w/BANDED 20-mil
ROSA UNIT #036	3003907977	BLANCO MV	11H	31N	06W	BGT	HDPE SECONDARY LINER FIBERGLASS TANK w/BANDED 20-mil
ROSA UNIT #036C	3003930182	BLANCO MV	11G	31N	06W	BGT	HDPE SECONDARY LINER FIBERGLASS TANK w/BANDED 20-mil
ROSA UNIT #041	3003907981	BLANCO MV	5K	31N	05W	BGT	HDPE SECONDARY LINER FIBERGLASS TANK w/BANDED 20-mil
ROSA UNIT #041B	3003927014	BASIN DK / BLANCO MV	6P	31N	05W	BGT	HDPE SECONDARY LINER FIBERGLASS TANK w/BANDED 20-mil
ROSA UNIT #044	3003925873	BLANCO MV	35K	32N	06W	BGT	DBL WALL STEEL
ROSA UNIT #044A	3003926161	BLANCO MV	35E	32N	06W	SGT	SINGLE WALL STEEL
ROSA UNIT #044A	3003926161	BLANCO MV	35E	32N	06W	SGT	DBL WALL STEEL FIBERGLASS TANK w/BANDED 20-mil
ROSA UNIT #044B	3003926685	BLANCO MV	35C	32N	06W	BGT	HDPE SECONDARY LINER FIBERGLASS TANK w/BANDED 20-mil
ROSA UNIT #045	3003923013	BLANCO MV	9M	31N	05W	BGT	HDPE SECONDARY LINER FIBERGLASS TANK w/BANDED 20-mil
ROSA UNIT #046A	3003926986	BASIN DK / BLANCO MV	8O	31N	05W	BGT	HDPE SECONDARY LINER FIBERGLASS TANK w/BANDED 20-mil
ROSA UNIT #051	3003920289	BASIN DK	23C	31N	06W	BGT	DBL WALL STEEL FIBERGLASS TANK w/BANDED 20-mil
ROSA UNIT #053	3003920293	BASIN DK	8B	31N	05W	BGT	HDPE SECONDARY LINER FIBERGLASS TANK w/BANDED 20-mil
ROSA UNIT #055	3003920923	BASIN DK	34I	31N	05W	BGT	HDPE SECONDARY LINER FIBERGLASS TANK w/BANDED 20-mil
ROSA UNIT #059 DK	3003923270	BASIN DK	25N	31N	06W	BGT	DBL WALL STEEL FIBERGLASS TANK w/BANDED 20-mil
ROSA UNIT #059 GL	3003923270	UNDES GL	25N	31N	06W	BGT	HDPE SECONDARY LINER FIBERGLASS TANK w/BANDED 20-mil
ROSA UNIT #060	3004529798	BLANCO MV	4L	31N	06W	BGT	HDPE SECONDARY LINER FIBERGLASS TANK w/BANDED 20-mil
ROSA UNIT #064	3003921703	BASIN DK	29A	31N	05W	BGT	DBL WALL STEEL
ROSA UNIT #064	3003921703	BASIN DK	29A	31N	05W	SGT	DBL WALL STEEL
ROSA UNIT #064M	3003925563	BASIN DK / BLANCO MV	29F	31N	05W	BGT	DBL WALL STEEL FIBERGLASS TANK w/BANDED 20-mil
ROSA UNIT #065	3003921702	BASIN DK	17A	31N	05W	BGT	HDPE SECONDARY LINER FIBERGLASS TANK w/BANDED 20-mil
ROSA UNIT #066	3003921758	BASIN DK	13L	31N	06W	BGT	HDPE SECONDARY LINER FIBERGLASS TANK w/BANDED 20-mil
ROSA UNIT #066M	3003925747	BASIN DK / BLANCO MV	13F	31N	06W	BGT	HDPE SECONDARY LINER FIBERGLASS TANK w/BANDED 20-mil
ROSA UNIT #072	3003925509	BLANCO MV	6I	31N	05W	BGT	HDPE SECONDARY LINER FIBERGLASS TANK w/BANDED 20-mil
ROSA UNIT #072A	3003925795	BLANCO MV	6K	31N	05W	BGT	HDPE SECONDARY LINER FIBERGLASS TANK w/BANDED 20-mil
ROSA UNIT #075	3004529895	BLANCO MV	10L	31N	06W	BGT	HDPE SECONDARY LINER FIBERGLASS TANK w/BANDED 20-mil
ROSA UNIT #075A	3004529854	BLANCO MV	4O	31N	06W	BGT	HDPE SECONDARY LINER FIBERGLASS TANK w/BANDED 20-mil
ROSA UNIT #077	3003922538	DK/UNDES GL/BLANCO	33L	31N	05W	BGT	HDPE SECONDARY LINER FIBERGLASS TANK w/BANDED 20-mil

WELLS w/FEDERAL SURF MGT	API	FMT	SEC	TWN	RNG	PIT TYPE	CONSTRUCTION MATERIAL
ROSA UNIT #079	3003922539	BASIN DK / BLANCO MV	22K	31N	06W	BGT	DBL WALL STEEL
ROSA UNIT #079	3003922539	BASIN DK / BLANCO MV	22K	31N	06W	SGT	DBL WALL STEEL
ROSA UNIT #079A	3003925412	BLANCO MV / ROSA PC	22E	31N	06W	BGT	DBL WALL STEEL
ROSA UNIT #079B	3003926920	BASIN DK / BLANCO MV	22C	31N	06W	BGT	DBL WALL STEEL
ROSA UNIT #079C	3003929902	BLANCO MV	31P	31N	05W	BGT	DBL WALL STEEL
ROSA UNIT #080	3003922537	BASIN DK / BLANCO MV	8K	31N	05W	BGT	FIBERGLASS TANK w/BANDED 20-mil HDPE SECONDARY LINER
ROSA UNIT #080A	3003926413	BLANCO MV	8F	31N	05W	BGT	FIBERGLASS TANK w/BANDED 20-mil HDPE SECONDARY LINER
ROSA UNIT #085	3003922778	BASIN DK	20A	31N	05W	BGT	FIBERGLASS TANK w/BANDED 20-mil HDPE SECONDARY LINER
ROSA UNIT #085	3003922778	BLANCO MV	20A	31N	05W	BGT	FIBERGLASS TANK w/BANDED 20-mil HDPE SECONDARY LINER
ROSA UNIT #085A	3003926314	BLANCO MV	20C	31N	05W	BGT	FIBERGLASS TANK w/BANDED 20-mil HDPE SECONDARY LINER
ROSA UNIT #085B	3003930130	BLANCO MV	20D	31N	05W	BGT	DBL WALL STEEL
ROSA UNIT #086	3003922766	UNDES GL BLANCO MV /	12W	31N	04W	SGT	SINGLE WALL STEEL
ROSA UNIT #088	3004525140	ROSA PC	8E	31N	06W	BGT	DBL WALL STEEL
ROSA UNIT #089	3003922782	BLANCO MV	34A	32N	06W	BGT	FIBERGLASS TANK w/BANDED 20-mil HDPE SECONDARY LINER
ROSA UNIT #089A	3003925512	BLANCO MV	34O	32N	06W	BGT	FIBERGLASS TANK w/BANDED 20-mil HDPE SECONDARY LINER
ROSA UNIT #089B	3003926851	BLANCO MV	34I	32N	06W	BGT	DBL WALL STEEL
ROSA UNIT #089C	3003926674	BLANCO MV	34G	32N	06W	SGT	SINGLE WALL STEEL
ROSA UNIT #090 COM	3004525370	BLANCO MV	33G	32N	06W	BGT	FIBERGLASS TANK w/BANDED 20-mil HDPE SECONDARY LINER
ROSA UNIT #090A COM	3004529259	BLANCO MV	33G	32N	06W	BGT	DBL WALL STEEL
ROSA UNIT #091	3003922780	BLANCO MV	35H	32N	06W	BGT	FIBERGLASS TANK w/BANDED 20-mil HDPE SECONDARY LINER
ROSA UNIT #091A	3003925790	BLANCO MV	35O	32N	06W	SGT	DBL WALL STEEL
ROSA UNIT #091B	3003926684	BLANCO MV	35P	32N	06W	BGT	DBL WALL STEEL
ROSA UNIT #091C	3003926991	BLANCO MV	35G	32N	06W	BGT	FIBERGLASS TANK w/BANDED 20-mil HDPE SECONDARY LINER
ROSA UNIT #098	3003923265	BASIN DK / GL BLANCO MV	23L	31N	06W	BGT	FIBERGLASS TANK w/BANDED 20-mil HDPE SECONDARY LINER
ROSA UNIT #100B	3003929547	BASIN DK / BLANCO MV	21O	31N	06W	BGT	DBL WALL STEEL
ROSA UNIT #100C	3003929851	BLANCO MV	21K	31N	06W	BGT	DBL WALL STEEL
ROSA UNIT #100E	3003925135	BLANCO MV / ROSA PC	21I	31N	06W	SGT	SINGLE WALL STEEL
ROSA UNIT #101M	3003925577	BLANCO MV	24F	31N	06W	BGT	DBL WALL STEEL
ROSA UNIT #108	3003923506	BASIN DK / GL	7G	31N	05W	BGT	FIBERGLASS TANK w/BANDED 20-mil HDPE SECONDARY LINER

WELLS w/FEDERAL SURF MGT	API	FMT	SEC	TWN	RNG	PIT TYPE	CONSTRUCTION MATERIAL
ROSA UNIT #119	3003925143	BASIN DK	18N	31N	05W	BGT	DBL WALL STEEL FIBERGLASS TANK w/BANDED 20-mil
ROSA UNIT #125	3003925144	BLANCO MV	13B	31N	06W	BGT	HDPE SECONDARY LINER
ROSA UNIT #125C	3003929843	BLANCO MV	13G	31N	06W	BGT	DBL WALL STEEL
ROSA UNIT #125E	3003925526	BASIN DK / BLANCO MV	13J	31N	06W	BGT	FIBERGLASS TANK w/BANDED 20-mil HDPE SECONDARY LINER
ROSA UNIT #129	3003926304	BLANCO MV	34E	32N	06W	BGT	DBL WALL STEEL
ROSA UNIT #129A	3003926297	BLANCO MV	34K	32N	06W	BGT	DBL WALL STEEL
ROSA UNIT #137	3003925410	BLANCO MV	31K	31N	05W	BGT	FIBERGLASS TANK w/BANDED 20-mil HDPE SECONDARY LINER
ROSA UNIT #137A	3003926129	BLANCO MV / ROSA PC	31I	31N	05W	BGT	DBL WALL STEEL
ROSA UNIT #137B	3003927002	BLANCO MV	31P	31N	05W	BGT	FIBERGLASS TANK w/BANDED 20-mil HDPE SECONDARY LINER
ROSA UNIT #138	3004529147	BLANCO MV / ROSA PC	17I	31N	06W	BGT	FIBERGLASS TANK w/BANDED 20-mil HDPE SECONDARY LINER
ROSA UNIT #138A	3004529134	BLANCO MV / ROSA PC	17H	31N	06W	BGT	DBL WALL STEEL
ROSA UNIT #138B	3004532168	BLANCO MV	17H	31N	06W	BGT	DBL WALL STEEL
ROSA UNIT #139A	3004529600	BLANCO MV	17M	31N	06W	BGT	DBL WALL STEEL
ROSA UNIT #140	3003925435	ROSA PC	22K	31N	06W	BGT	DBL WALL STEEL
ROSA UNIT #144	3003925421	ROSA PC	26A	31N	06W	BGT	DBL WALL STEEL
ROSA UNIT #145C	3004533086	BLANCO MV	16F	31N	06W	BGT	DBL WALL STEEL
ROSA UNIT #146A	3003925513	BLANCO MV	28N	31N	05W	BGT	FIBERGLASS TANK w/BANDED 20-mil HDPE SECONDARY LINER
ROSA UNIT #146C	3003930187	BLANCO MV	28B	31N	05W	BGT	DBL WALL STEEL
ROSA UNIT #148	3003925493	BASIN DK	2O	31N	06W	BGT	DBL WALL STEEL
ROSA UNIT #148A	3003925776	BLANCO MV	2N	31N	06W	BGT	DBL WALL STEEL
ROSA UNIT #148B	3003926985	BLANCO MV	2P	31N	06W	BGT	FIBERGLASS TANK w/BANDED 20-mil HDPE SECONDARY LINER
ROSA UNIT #149	3003925501	BLANCO MV	12G	31N	06W	BGT	FIBERGLASS TANK w/BANDED 20-mil HDPE SECONDARY LINER
ROSA UNIT #149A	3003925807	BLANCO MV	12F	31N	06W	BGT	DBL WALL STEEL
ROSA UNIT #149B	3003926599	BASIN DK / BLANCO MV	12E	31N	06W	BGT	FIBERGLASS TANK w/BANDED 20-mil HDPE SECONDARY LINER
ROSA UNIT #150	3004529229	BLANCO MV	32F	32N	06W	BGT	FIBERGLASS TANK w/BANDED 20-mil HDPE SECONDARY LINER
ROSA UNIT #150A	3004529592	BLANCO MV	32M	32N	06W	BGT	DBL WALL STEEL
ROSA UNIT #150B	3004530874	BASIN DK / BLANCO MV	32D	32N	06W	BGT	DBL WALL STEEL
ROSA UNIT #150C	3004532157	BLANCO MV	32K	32N	06W	BGT	DBL WALL STEEL
ROSA UNIT #151	3004529267	BLANCO MV	33C	32N	06W	BGT	DBL WALL STEEL

WELLS w/FEDERAL SURF MGT	API	FMT	SEC	TWN	RNG	PIT TYPE	CONSTRUCTION MATERIAL
ROSA UNIT #151A	3004529631	BLANCO MV	33L	32N	06W	BGT	DBL WALL STEEL
ROSA UNIT #151C	3004532196	BLANCO MV	33N	32N	06W	BGT	DBL WALL STEEL
ROSA UNIT #152	3003925494	BLANCO MV	36E	32N	06W	BGT	FIBERGLASS TANK w/BANDED 20-mil HDPE SECONDARY LINER
ROSA UNIT #152A	3003925695	BLANCO MV	36N	32N	06W	BGT	DBL WALL STEEL
ROSA UNIT #152B	3003926631	BLANCO MV	36C	32N	06W	BGT	DBL WALL STEEL
ROSA UNIT #152C	3003927635	BLANCO MV	36L	32N	06W	BGT	FIBERGLASS TANK w/BANDED 20-mil HDPE SECONDARY LINER
ROSA UNIT #153	3003925524	BLANCO MV	17O	31N	05W	BGT	FIBERGLASS TANK w/BANDED 20-mil HDPE SECONDARY LINER
ROSA UNIT #153A	3003926329	BLANCO MV	17A	31N	05W	BGT	FIBERGLASS TANK w/BANDED 20-mil HDPE SECONDARY LINER
ROSA UNIT #153B	3003927603	BASIN DK / BLANCO MV	17I	31N	05W	BGT	FIBERGLASS TANK w/BANDED 20-mil HDPE SECONDARY LINER
ROSA UNIT #154	3003925893	BLANCO MV	7N	31N	05W	BGT	DBL WALL STEEL
ROSA UNIT #154A	3003926274	BLANCO MV	7P	31N	05W	BGT	FIBERGLASS TANK w/BANDED 20-mil HDPE SECONDARY LINER
ROSA UNIT #156	3004529661	BLANCO MV	9A	31N	06W	BGT	FIBERGLASS TANK w/BANDED 20-mil HDPE SECONDARY LINER
ROSA UNIT #156A	3004529640	BLANCO MV	9I	31N	06W	BGT	FIBERGLASS TANK w/BANDED 20-mil HDPE SECONDARY LINER
ROSA UNIT #159 COM	3003925583	BASIN DK / BLANCO MV	19O	31N	05W	BGT	DBL WALL STEEL
ROSA UNIT #159A	3003926273	BLANCO MV	19N	31N	05W	BGT	FIBERGLASS TANK w/BANDED 20-mil HDPE SECONDARY LINER
ROSA UNIT #15C	3003930111	BLANCO MV	29G	31N	05W	BGT	FIBERGLASS TANK w/BANDED 20-mil HDPE SECONDARY LINER
ROSA UNIT #160	3003925890	BLANCO MV / ROSA PC	25O	31N	06W	BGT	DBL WALL STEEL
ROSA UNIT #160A	3003925818	BLANCO MV	25N	31N	06W	BGT	DBL WALL STEEL
ROSA UNIT #160B	3003926962	BASIN DK / BLANCO MV	25L	31N	06W	BGT	FIBERGLASS TANK w/BANDED 20-mil HDPE SECONDARY LINER
ROSA UNIT #160C	3003929778	BLANCO MV	25J	31N	06W	BGT	DBL WALL STEEL
ROSA UNIT #162	3003926069	BLANCO MV	30K	31N	05W	BGT	FIBERGLASS TANK w/BANDED 20-mil HDPE SECONDARY LINER
ROSA UNIT #162B	3003929845	BLANCO MV	30P	31N	05W	BGT	DBL WALL STEEL
ROSA UNIT #163	3003926345	BLANCO MV	24G	31N	06W	BGT	FIBERGLASS TANK w/BANDED 20-mil HDPE SECONDARY LINER
ROSA UNIT #163A	3003926336	BLANCO MV	24O	31N	06W	BGT	FIBERGLASS TANK w/BANDED 20-mil HDPE SECONDARY LINER
ROSA UNIT #163B	3003929921	BLANCO MV	24B	31N	06W	SGT	DBL WALL STEEL
ROSA UNIT #163C	3003929611	BLANCO MV	24J	31N	06W	SGT	SINGLE WALL STEEL
ROSA UNIT #164	3003926151	BASIN DK / BLANCO MV	1J	31N	06W	BGT	FIBERGLASS TANK w/BANDED 20-mil HDPE SECONDARY LINER
ROSA UNIT #164A	3003926080	BLANCO MV	1J	31N	06W	BGT	FIBERGLASS TANK w/BANDED 20-mil HDPE SECONDARY LINER
ROSA UNIT #164B	3003927242	BASIN DK / BLANCO MV	1J	31N	06W	BGT	FIBERGLASS TANK w/BANDED 20-mil HDPE SECONDARY LINER

WELLS w/FEDERAL SURF MGT	API	FMT	SEC	TWN	RNG	PIT TYPE	CONSTRUCTION MATERIAL
ROSA UNIT #165	3003926070	BLANCO MV / ROSA PC	25F	31N	06W	BGT	DBL WALL STEEL FIBERGLASS TANK w/BANDED 20-mil HDPE SECONDARY LINER
ROSA UNIT #165A	3003926150	BLANCO MV BASIN DK /	25B	31N	06W	BGT	DBL WALL STEEL
ROSA UNIT #165B	3003926557	BLANCO MV BASIN DK /	25E	31N	06W	BGT	DBL WALL STEEL
ROSA UNIT #165C	3003926961	BLANCO MV	25G	31N	06W	BGT	DBL WALL STEEL FIBERGLASS TANK w/BANDED 20-mil HDPE SECONDARY LINER
ROSA UNIT #166	3003926275	BLANCO MV	30A	31N	05W	BGT	FIBERGLASS TANK w/BANDED 20-mil HDPE SECONDARY LINER
ROSA UNIT #166A	3003926282	BLANCO MV	30F	31N	05W	BGT	FIBERGLASS TANK w/BANDED 20-mil HDPE SECONDARY LINER
ROSA UNIT #167A	3004529886	BLANCO MV	8A	31N	06W	BGT	FIBERGLASS TANK w/BANDED 20-mil HDPE SECONDARY LINER
ROSA UNIT #169	3003926130	BLANCO MV	3J	31N	06W	BGT	DBL WALL STEEL
ROSA UNIT #169A	3003926149	BLANCO MV	3J	31N	06W	BGT	DBL WALL STEEL FIBERGLASS TANK w/BANDED 20-mil HDPE SECONDARY LINER
ROSA UNIT #169C	3003927717	BLANCO MV	2M	31N	06W	BGT	DBL WALL STEEL
ROSA UNIT #170	3003925851	BLANCO MV	21N	31N	06W	BGT	DBL WALL STEEL
ROSA UNIT #171	3003926286	BLANCO MV	7G	31N	05W	BGT	DBL WALL STEEL FIBERGLASS TANK w/BANDED 20-mil HDPE SECONDARY LINER
ROSA UNIT #171A	3003926389	BLANCO MV	7G	31N	05W	BGT	FIBERGLASS TANK w/BANDED 20-mil HDPE SECONDARY LINER
ROSA UNIT #171B	3003927013	BLANCO MV	6P	31N	05W	BGT	FIBERGLASS TANK w/BANDED 20-mil HDPE SECONDARY LINER
ROSA UNIT #180	3004529898	BLANCO MV	9N	31N	06W	BGT	FIBERGLASS TANK w/BANDED 20-mil HDPE SECONDARY LINER
ROSA UNIT #180B	3004533134	BLANCO MV	9L	31N	06W	BGT	DBL WALL STEEL
ROSA UNIT #180C	3004533191	BLANCO MV	9E	31N	06W	BGT	DBL WALL STEEL
ROSA UNIT #181	3003926463	BLANCO MV	11K	31N	06W	BGT	DBL WALL STEEL FIBERGLASS TANK w/BANDED 20-mil HDPE SECONDARY LINER
ROSA UNIT #181A	3003926312	BLANCO MV	15A	31N	06W	BGT	FIBERGLASS TANK w/BANDED 20-mil HDPE SECONDARY LINER
ROSA UNIT #181C (shared w/169C)	3003927714	BLANCO MV	2M	31N	06W	BGT	FIBERGLASS TANK w/BANDED 20-mil HDPE SECONDARY LINER
ROSA UNIT #182	3003926283	BLANCO MV	18N	31N	05W	BGT	FIBERGLASS TANK w/BANDED 20-mil HDPE SECONDARY LINER
ROSA UNIT #182A	3003926285	BLANCO MV	18P	31N	05W	BGT	DBL WALL STEEL
ROSA UNIT #182C	3003930180	BLANCO MV	18P	31N	05W	SGT	SINGLE WALL STEEL FIBERGLASS TANK w/BANDED 20-mil HDPE SECONDARY LINER
ROSA UNIT #183	3003926387	BLANCO MV	19G	31N	05W	BGT	FIBERGLASS TANK w/BANDED 20-mil HDPE SECONDARY LINER
ROSA UNIT #183A	3003926386	BLANCO MV	19F	31N	05W	BGT	FIBERGLASS TANK w/BANDED 20-mil HDPE SECONDARY LINER
ROSA UNIT #183B	3003930087	BLANCO MV BASIN DK /	19B	31N	05W	BGT	DBL WALL STEEL
ROSA UNIT #185B	3004532734	BLANCO MV	16F	31N	06W	BGT	DBL WALL STEEL
ROSA UNIT #185C	3004534484	BLANCO MV	16F	31N	06W	BGT	DBL WALL STEEL
ROSA UNIT #186	3003930186	BLANCO MV	21G	31N	05W	BGT	DBL WALL STEEL

WELLS w/FEDERAL SURF MGT	API	FMT	SEC	TWN	RNG	PIT TYPE	CONSTRUCTION MATERIAL
ROSA UNIT #231	3003924444	BASIN FTC	31N	31N	05W	SGT	SINGLE WALL STEEL
ROSA UNIT #335A	3003930222	BASIN FTC	05J	31N	05W	SGT	SINGLE WALL STEEL



**EPA METHOD 8015 Modified
Nonhalogenated Volatile Organics
Total Petroleum Hydrocarbons**

Client:	Williams Prod.	Project #:	04108-0003
Sample ID:	Rosa 72	Date Reported:	06-04-09
Laboratory Number:	50322	Date Sampled:	05-28-09
Chain of Custody No:	7152	Date Received:	06-01-09
Sample Matrix:	Soil	Date Extracted:	06-02-09
Preservative:	Cool	Date Analyzed:	06-03-09
Condition:	Intact	Analysis Requested:	8015 TPH

Parameter	Concentration (mg/Kg)	Det. Limit (mg/Kg)
Gasoline Range (C5 - C10)	ND	0.2
Diesel Range (C10 - C28)	ND	0.1
Total Petroleum Hydrocarbons	ND	0.2

ND - Parameter not detected at the stated detection limit.

References: Method 8015B, Nonhalogenated Volatile Organics, Test Methods for Evaluating Solid Waste, SW-846, USEPA, December 1996.

Comments: **Rosa 72**

Analyst

Review



EPA Method 8015 Modified
Nonhalogenated Volatile Organics
Total Petroleum Hydrocarbons

Quality Assurance Report

Client:	QA/QC	Project #:	N/A
Sample ID:	06-03-09 QA/QC	Date Reported:	06-04-09
Laboratory Number:	50296	Date Sampled:	N/A
Sample Matrix:	Methylene Chloride	Date Received:	N/A
Preservative:	N/A	Date Analyzed:	06-03-09
Condition:	N/A	Analysis Requested:	TPH

	I-Cal Date	I-Cal RF	S-Cal RF	% Difference	Accept. Range
Gasoline Range C5 - C10	05-07-07	1.0203E+003	1.0207E+003	0.04%	0 - 15%
Diesel Range C10 - C28	05-07-07	1.0068E+003	1.0072E+003	0.04%	0 - 15%

Blank Conc. (mg/L - mg/Kg)	Concentration	Detection Limit
Gasoline Range C5 - C10	ND	0.2
Diesel Range C10 - C28	ND	0.1
Total Petroleum Hydrocarbons	ND	0.2

Duplicate Conc. (mg/Kg)	Sample	Duplicate	% Difference	Accept. Range
Gasoline Range C5 - C10	ND	ND	0.0%	0 - 30%
Diesel Range C10 - C28	ND	ND	0.0%	0 - 30%

Spike Conc. (mg/Kg)	Sample	Spike Added	Spike Result	% Recovery	Accept. Range
Gasoline Range C5 - C10	ND	250	243	97.2%	75 - 125%
Diesel Range C10 - C28	ND	250	248	99.2%	75 - 125%

ND - Parameter not detected at the stated detection limit.

References: Method 8015B, Nonhalogenated Volatile Organics, Test Methods for Evaluating Solid Waste, SW-846, USEPA, December 1996.

Comments: QA/QC for Samples 50296 - 50303, 50322, and 50327.

Analyst

Review



EPA METHOD 8021
AROMATIC VOLATILE ORGANICS

Client:	Williams Prod.	Project #:	04108-0003
Sample ID:	Rosa 72	Date Reported:	06-04-09
Laboratory Number:	50322	Date Sampled:	05-28-09
Chain of Custody:	7152	Date Received:	06-01-09
Sample Matrix:	Soil	Date Analyzed:	06-03-09
Preservative:	Cool	Date Extracted:	06-02-09
Condition:	Intact	Analysis Requested:	BTEX

Parameter	Concentration (ug/Kg)	Det. Limit (ug/Kg)
Benzene	ND	0.9
Toluene	ND	1.0
Ethylbenzene	ND	1.0
p,m-Xylene	ND	1.2
o-Xylene	ND	0.9
Total BTEX	ND	

ND - Parameter not detected at the stated detection limit.

Surrogate Recoveries:	Parameter	Percent Recovery
	Fluorobenzene	98.0 %
	1,4-difluorobenzene	98.0 %
	Bromochlorobenzene	98.0 %

References: Method 5030B, Purge-and-Trap, Test Methods for Evaluating Solid Waste, SW-846, USEPA, December 1996.

Method 8021B, Aromatic Volatile Organics, Test Methods for Evaluating Solid Waste, SW-846, USEPA, December 1996.

Comments: Rosa 72

Analyst

Review



EPA METHOD 8021
AROMATIC VOLATILE ORGANICS

Client:	N/A	Project #:	N/A
Sample ID:	06-03-BT QA/QC	Date Reported:	06-04-09
Laboratory Number:	50296	Date Sampled:	N/A
Sample Matrix:	Soil	Date Received:	N/A
Preservative:	N/A	Date Analyzed:	06-03-09
Condition:	N/A	Analysis:	BTEX

Calibration and Detection Limits (ug/L)	I-Cal RF	C-Cal RF	%Diff	Blank Conc	Detect Limit
		Accept. Range 0 - 15%			
Benzene	4.7369E+006	4.7464E+006	0.2%	ND	0.1
Toluene	4.7501E+006	4.7596E+006	0.2%	ND	0.1
Ethylbenzene	4.3818E+006	4.3906E+006	0.2%	ND	0.1
p,m-Xylene	1.1089E+007	1.1112E+007	0.2%	ND	0.1
o-Xylene	4.2478E+006	4.2563E+006	0.2%	ND	0.1

Duplicate Conc. (ug/Kg)	Sample	Duplicate	%Diff	Accept Range	Detect Limit
Benzene	4.0	3.9	2.5%	0 - 30%	0.9
Toluene	26.6	28.9	8.6%	0 - 30%	1.0
Ethylbenzene	6.0	6.2	3.3%	0 - 30%	1.0
p,m-Xylene	28.6	26.4	7.7%	0 - 30%	1.2
o-Xylene	10.5	10.7	1.9%	0 - 30%	0.9

Spike Conc. (ug/Kg)	Sample	Amount Spiked	Spiked Sample	% Recovery	Accept Range
Benzene	4.0	50.0	53.2	98.5%	39 - 150
Toluene	26.6	50.0	69.5	90.7%	46 - 148
Ethylbenzene	6.0	50.0	51.6	92.1%	32 - 160
p,m-Xylene	28.6	100	121	94.2%	46 - 148
o-Xylene	10.5	50.0	59.2	97.9%	46 - 148

ND - Parameter not detected at the stated detection limit.

References: Method 5030B, Purge-and-Trap, Test Methods for Evaluating Solid Waste, SW-846, USEPA, December 1996.
Method 8021B, Aromatic and Halogenated Volatiles by Gas Chromatography Using Photoionization and/or Electrolytic Conductivity Detectors, SW-846, USEPA December 1996.

Comments: QA/QC for Samples 50296 - 50303, 50322, and 50327.

Analyst

Review



envirotech
Analytical Laboratory

**EPA METHOD 418.1
TOTAL PETROLEUM
HYDROCARBONS**

Client:	Williams Prod.	Project #:	04108-0003
Sample ID:	Rosa 72	Date Reported:	06-05-09
Laboratory Number:	50322	Date Sampled:	05-28-09
Chain of Custody No:	7152	Date Received:	06-01-09
Sample Matrix:	Soil	Date Extracted:	06-02-09
Preservative:	Cool	Date Analyzed:	06-02-09
Condition:	Intact	Analysis Needed:	TPH-418.1

Parameter	Concentration (mg/kg)	Det. Limit (mg/kg)
Total Petroleum Hydrocarbons	27.2	13.0

ND = Parameter not detected at the stated detection limit.

References: Method 418.1, Petroleum Hydrocarbons, Total Recoverable, Chemical Analysis of Water and Waste, USEPA Storet No. 4551, 1978.

Comments:

Analyst

Review



envirotech
Analytical Laboratory

**EPA METHOD 418.1
TOTAL PETROLEUM
HYDROCARBONS
QUALITY ASSURANCE REPORT**

Client:	QA/QC	Project #:	N/A
Sample ID:	QA/QC	Date Reported:	06-04-09
Laboratory Number:	06-02-TPH.QA/QC 50322	Date Sampled:	N/A
Sample Matrix:	Freon-113	Date Analyzed:	06-02-09
Preservative:	N/A	Date Extracted:	06-02-09
Condition:	N/A	Analysis Needed:	TPH

Calibration	I-Cal Date	C-Cal Date	I-Cal RF:	C-Cal RF:	% Difference	Accept. Range
	05-26-09	06-02-09	1,480	1,540	4.0%	+/- 10%

Blank Conc. (mg/Kg)	Concentration	Detection Limit
TPH	ND	13.0

Duplicate Conc. (mg/Kg)	Sample	Duplicate	% Difference	Accept. Range
TPH	27.2	21.5	21.0%	+/- 30%

Spike Conc. (mg/Kg)	Sample	Spike Added	Spike Result	% Recovery	Accept Range
TPH	27.2	2,000	1,770	87.3%	80 - 120%

ND = Parameter not detected at the stated detection limit.

References: Method 418.1, Petroleum Hydrocarbons, Total Recoverable, Chemical Analysis of Water and Waste, USEPA Storet No. 4551, 1978.

Comments: QA/QC for Samples 50322 and 50328.

Analyst

Review



Chloride

Client:	Williams Prod	Project #:	04108-0003
Sample ID:	Rosa 72	Date Reported:	06-05-09
Lab ID#:	50322	Date Sampled:	05-28-09
Sample Matrix:	Soil	Date Received:	06-01-09
Preservative:	Cool	Date Analyzed:	06-02-09
Condition:	Intact	Chain of Custody:	7152

Parameter	Concentration (mg/Kg)
-----------	-----------------------

Total Chloride

45

Reference: U.S.E.P.A., 4500B, "Methods for Chemical Analysis of Water and Wastes", 1983.
Standard Methods For The Examination of Water And Waste Water", 18th ed., 1992.

Comments: Rosa 72.

Analyst

Review

2547

District I
1625 N. French Dr., Hobbs, NM 88240
District II
1301 W. Grand Avenue, Artesia, NM 88210
District III
1000 Rio Brazos Road, Aztec, NM 87410
District IV
1220 S. St. Francis Dr., Santa Fe, NM 87505

State of New Mexico
Energy Minerals and Natural Resources
Oil Conservation Division
1220 South St. Francis Dr.
Santa Fe, NM 87505

Form C-141
Revised October 10, 2003

Submit 2 Copies to appropriate
District Office in accordance
with Rule 116 on back
side of form

Release Notification and Corrective Action

OPERATOR

☒ Initial Report ☐ Final Report

Name of Company	WILLIAMS PRODUCTION, LLC	Contact	Michael K Lane
Address	P.O. BOX 640, AZTEC, NM 87410	Telephone No.	(505) 634-4219
Facility Name	Rosa Unit #072	Facility Type	Well Site

Surface Owner	BLM	Mineral Owner		Lease No.	
---------------	-----	---------------	--	-----------	--

LOCATION OF RELEASE

Unit Letter	Section	Township	Range	Feet from the	North/South Line	Feet from the	East/West Line	County
I	6	31N	05W					Rio Arriba

Latitude 36.92756 Longitude -107.39717

NATURE OF RELEASE

Type of Release NA	Volume of Release	Volume Recovered
Source of Release	Date and Hour of Occurrence	Date and Hour of Discovery
Was Immediate Notice Given? <input type="checkbox"/> Yes <input type="checkbox"/> No <input checked="" type="checkbox"/> Not Required	If YES, To Whom?	
By Whom?	Date and Hour	
Was a Watercourse Reached? <input type="checkbox"/> Yes <input type="checkbox"/> No	If YES, Volume Impacting the Watercourse.	


If a Watercourse was Impacted, Describe Fully.*

Describe Cause of Problem and Remedial Action Taken.*

Pit Closure Sample Result Report. No reportable release discovered. See attachment results.

Describe Area Affected and Cleanup Action Taken.*

I hereby certify that the information given above is true and complete to the best of my knowledge and understand that pursuant to NMOCD rules and regulations all operators are required to report and/or file certain release notifications and perform corrective actions for releases which may endanger public health or the environment. The acceptance of a C-141 report by the NMOCD marked as "Final Report" does not relieve the operator of liability should their operations have failed to adequately investigate and remediate contamination that pose a threat to ground water, surface water, human health or the environment. In addition, NMOCD acceptance of a C-141 report does not relieve the operator of responsibility for compliance with any other federal, state, or local laws and/or regulations.

Signature: 	OIL CONSERVATION DIVISION		
Printed Name: Natasha Meador	Approved by District Supervisor:		
Title: EH&S Coordinator	Approval Date:	Expiration Date:	
E-mail Address: Tasha.meador@williams.com	Conditions of Approval:		Attached <input type="checkbox"/>
Date: <u>8/25/09</u> Phone: (505) 634-4241			

* Attach Additional Sheets If Necessary





WM of NM - San Juan County
720 County Road 3140
Aztec, NM, 87410
Ph: (505) 334-1121

Original
Ticket# 1197447

Customer Name WILLIAMS PRO WILLIAMS PRODUCTION
Ticket Date 05/26/2009
Payment Type Credit Account
Manual Ticket#
Hauling Ticket#
Route
State Waste Code
Manifest
Destination
PO
Profile
Generator

Carrier
Vehicle#
Container
Driver
Check#
Billing #
Gen EPA ID
Grid

VAUDIL WARREN DUFFIELD SERVICES, INC
Voluse

Time
In 05/26/2009 07:01:53
Out 05/26/2009 07:20:47

Scale
Inbound 301
Outbound 302

Operator
MMOREAN
MMOREAN
Manual Weight

Inbound
Gross
Tare
Net
Tons

37560 lb*
36420 lb
1140 lb
0.57

Comments

Product	LD%	Qty	UDM	Rate	Tax	Amount	Origin
1 MLY-MSW-Loose-	Yds 100	4.00	Yards	5.51	1.36	\$22.04	RIDARRIBA

Pit from
Rosa 72B

Marcus Cheney
Vaughn
Williams Production
Rosa 72B

Total Tax \$1.36
Total Ticket \$23.40

Driver's Signature

400WAM

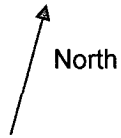
63

Williams Production Company

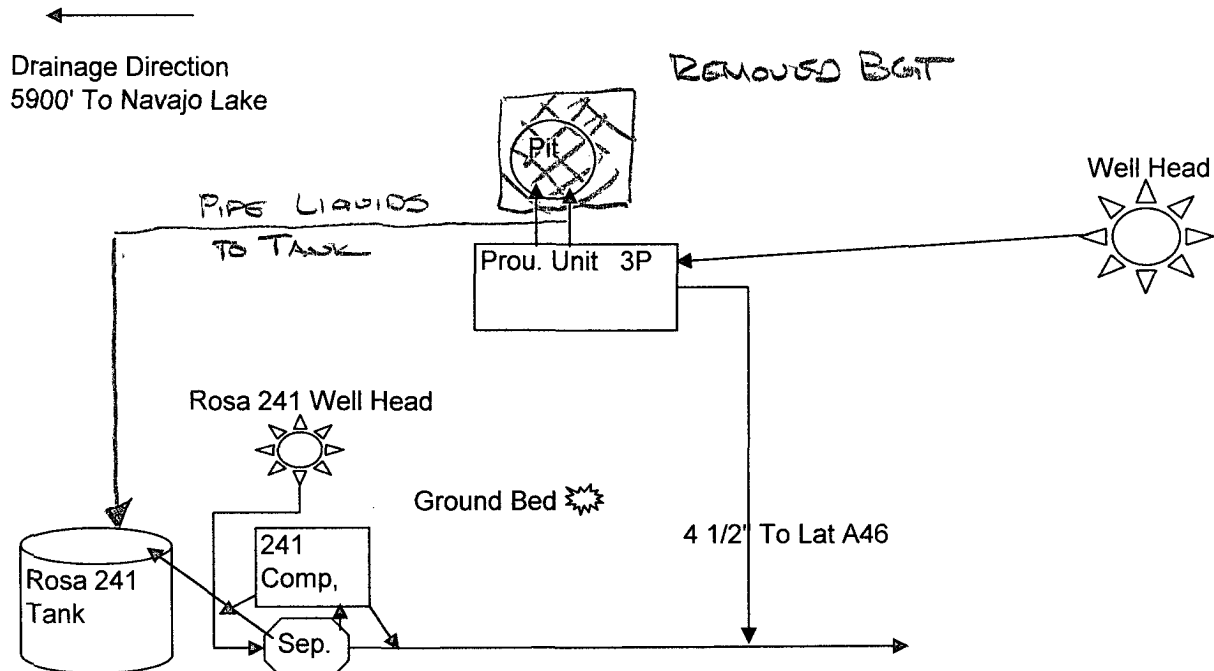
Rosa # 72 M.V. St # 8152101

Sec. 6 (I) T31N R5W 2315 FSL 620 FEL

Rio Arriba County N.M.



Rectifier 
Ground Bed 



Sep. Nat B&D 2868 2Ph. Ser.# 21463/2247

Rectifier J A Electronic 180/240 Volt Ser.#2000142 Unit Shared With The Rosa #241

Pit 120Bbl. Fiberglass Lined & Leak detection

Road In From Quintana Ridge

04-64 BGT Inspection Rosa Unit 72

	UNIT		Mesa Verde	FIBERGL ASS	BGT	Liner	Peak detection		Pit	
8/4/2008	UNIT #072	04-64	Mesa Verde	FIBERGL ASS	BGT	Plastic Liner	Yes	0"	12"	
9/9/2008	UNIT #072	04-64	Mesa Verde	FIBERGL ASS	BGT	Plastic Liner	Yes	0"	16	
10/29/2008	UNIT #072	04-64	Mesa Verde	FIBERGL ASS	BGT	NO	YES	0"	9"	
11/18/2008	UNIT #072	04-64	Mesa Verde	FIBERGL ASS	BGT	NO	Yes	0"	10"	
1/2/2009	UNIT #072	04-64	Mesa Verde	FIBERGL ASS	BGT	NO	yes	0	14"	
1/22/2009	UNIT #072	04-64	Mesa Verde	FIBERGL ASS	BGT	NO	yes	0	30"	
2/12/2009	UNIT #072	04-64	Mesa Verde	FIBERGL ASS	BGT	NO	yes	1	30"	
3/5/2009	UNIT #072	04-64	Mesa Verde	FIBERGL ASS	BGT	NO	yes	0	18"	
5/14/2009	UNIT #072	04-64	Mesa Verde	FIBERGL ASS	BGT	NO	yes	0	30"	
5/14/2009	UNIT #072	04-64	Mesa Verde	FIBERGL ASS	BGT	NO	yes	0	30"	
6/30/2009	UNIT #072	04-64	Mesa Verde	FIBERGL ASS	BGT	NO	yes	na	na	Closed

