

DATA EVALUATION AND CLOSURE PROPOSAL

TEXACO QT 1
PLAINS EMS NO. 2001-11098


TEXACO QT 2

Latitude 32° 47' 54.0" N; Longitude 103° 30' 48" W

Lea County, New Mexico

PLAINS EMS NO.: 2002-10012

PREPARED FOR



PLAINS
MARKETING, L.P.

333 CLAY STREET, SUITE 1600

HOUSTON, TEXAS 77002

PREPARED BY




4800 SUGAR GROVE BLVD., SUITE 420

STAFFORD, TEXAS 77477

281.240.5200

Project No. 205070.00

*NEED DELINEATION
(HAD LEAK INSIDE EXHAUSTOR)
(2 1/2 DEEP
JERBAE OK 9:25 AM
P.P.O.S.E.
SEE Pg. 111
(HIGH LITE*



*facility - FPAC 0613833480
incident - n PAC 0613833605
application - p PAC 0613833733
July 2005*

Table of Contents

Executive Summary

1.0	Introduction and Site History	1
2.0	Environmental Characterization	2
2.1	Geological Description	2
2.2	Land Use.....	2
2.3	Ground Water.....	2
2.4	Surface Water.....	2
3.0	Regulatory Framework	2
3.1	NMOCD Site Ranking Guidance – Initial Evaluation	3
	Table 1 - Site Ranking Matrix	3
4.0	Soil Investigation Results.....	4
5.0	Remediation Activities Completed	5
6.0	Groundwater Investigation.....	5
7.0	Remedial Approach.....	5
	Table 2.....	6
	Proposed Remediation Samples	6

Appendices:

Appendix A Figures

Figure 1 – Site Location Map

Figure 2 – Site Map

Figure 3 – Map of COC Concentrations in Soil

Appendix B Tables

Table 3 – Soil Sample Analytical Results

Delineation Samples October 1-3, 2001 Soil Sample Analytical Results

Trench Samples April 30, 2004 Soil Sample Analytical Results

Excavation Samples June 2, 2004 Soil Sample Analytical Results

Boring Samples June 16, 2004 Soil Sample Analytical Results
20-32 feet bgs

Appendix C Analytical Reports

Appendix D Regulatory Information

New Mexico Office of State Engineer Water Well Report

Appendix E C-141 Release Notification

Distribution

DISCLAIMER

Premier has examined and relied upon the file information provided by Plains and Environmental Plus, Inc. (EPI). Premier has not conducted an independent examination of the information contained in the Plains files; furthermore, we assume the genuineness of the documents reviewed and that the information provided in these documents to be true and accurate. Premier has prepared this report using the level of care and professionalism in the industry for similar projects under similar conditions. Premier will not be responsible for conditions or consequences arising from relevant facts that were concealed, withheld, or not fully disclosed at the time this report was prepared. Premier believes the conclusions stated herein are factual, but no guarantee is made or implied.

Executive Summary

On September 6, 2001, a release of approximately 3 barrels of crude oil occurred from a 4" steel pipeline at the EOTT Energy LLC (EOTT) Texaco QT Gathering # 1 site, EMS No. 2001-11098 (QT Gathering # 1). Plains Marketing, L.P. (Plains) currently owns the pipeline. The site is located in unit letter B, NW¼ of the NE¼, Section 36 Township 17S, Range 34E, or more specifically at latitude 32° 47' 54.0" N and longitude 103 ° 30' 48" W in Lea County, New Mexico (Figure 1, Appendix A). Mr. Frank Hernandez reported the release, apparently caused by internal corrosion, to the New Mexico Oil Conservation Division (NMOCD) on September 6, 2001 at about 4:30 p.m., according to the Initial C-141. The pipeline was repaired.

The irregularly shaped spill area was approximately 50 feet at its widest point, 225 feet in total length and occupied approximately 5,078 square feet (Figure 2, Appendix A). The spill paralleled the northwest/southeast trend of the pipeline. The soil cover in this area is very thin, and immediately underlain by rock. According to Mr. Pat McCasland with Environmental Plus, Inc. (EPI), the affected soil was removed and temporarily stockpiled onsite. In October 2001, soil samples were collected from nine boreholes completed up to 15 feet below ground surface (bgs). Analytical results indicated that TPH and BTEX concentrations at greater than 2 feet bgs were generally below the detection limit of 5 mg/Kg for TPH and below 0.020 mg/Kg for BTEX and benzene (Figure 3 Appendix A; Table 3, Appendix B; Analytical Reports, Appendix C).

A second leak, reportedly within the boundaries of QT Gathering #1, occurred at this site in January 2002, (QT Gathering #2; EMS No. 2002-10012) (Figure 2, Appendix A). According to Mr. McCasland, the second spill was not reported because the volume was less than the reportable quantity. The surface expression of the second spill was approximately 293 square feet. 4 BBL

In April 2004, samples were collected from two exploratory trenches, the northeast trench and the southwest trench, to complete delineation of the releases (Fig. 3, Appendix A). Analytical results from the northeast trench (Appendix B) show that only TPH concentrations at the surface exceeded initial evaluation guideline concentrations. BTEX and benzene concentrations are below NMOCD guideline concentrations. Analytical results from the southwest trench show that TPH, BTEX, and benzene concentrations are greater than NMOCD guideline concentrations to 13 feet bgs in bedrock. Within the excavation itself, TPH exceedances were noted on the east wall, the south wall, and the base. A soil boring installed by EPI on June 16, 2004 to 32 feet bgs (Boring 6/16/04, Figure 3, Appendix A) shows no deeper soil impact by TPH, BTEX, or benzene, based on samples collected at 20-22 feet bgs, 25-27 feet bgs and 30-32 feet bgs.

Based on the proximity of QT Gathering #1 and #2 to area water wells, surface water bodies, and depth to groundwater, the site has an NMOCD ranking score of **10 points**. The initial evaluation suggests that there is slight risk for migration to

groundwater from constituents of concern (COCs) in soil at this site in concentrations that would exceed the NMOCD standards.

Previous investigation and excavation data show that the impacted media was primarily a surface coating of hydrocarbon on bedrock, specifically staining in soil matrix around large rock fragments. Excavation of the upper 1 feet of surface soil was completed but excavation of bedrock below that depth was extremely difficult and required heavy construction equipment at this site. The remedial approach proposed for this site is to prevent the residual crude oil staining the bedrock from impacting groundwater at 104 feet bgs.

Plains proposes completing delineation in the vicinity of the southwest trench by drilling three borings, sampling continuously and collecting soil samples every 5 feet to a depth of 30 feet for laboratory analyses. Soil samples collected will be analyzed for TPH DRO and GRO, and BTEX. To demonstrate whether or not COCs could potentially impact groundwater above the NMOCD standards, (mobility of COCs in soil), the synthetic precipitate leaching procedure (SPLP) will be used with analyses for BTEX constituents on soil samples from each boring exhibiting the highest TPH concentration.

The segregated soil and rock stockpiles will be sampled and analyzed for TPH DRO and GRO and BTEX. Excavated material from the QT Gathering #1 release has been exposed since September 2001 and excavated material from the QT Gathering #2 release has been exposed since 2002. Additional excavation took place in June 2004 and this material is also stockpiled onsite. These stockpiles have undergone biodegradation and volatilization and therefore should contain lower concentrations of COCs. If necessary, the one sample from the segregated rock and soil stockpiles exhibiting the highest BTEX concentrations will be submitted for SPLP BTEX analysis. Analytical data from stockpiled material will be used to determine if the excavated areas can be backfilled with stockpiled material.

If concentrations resulting from use of the SPLP are above NMOCD standards, the option to complete a fate and transport analyses for the COCs, or the placement of a clay cap will be evaluated.

1.0 Introduction and Site History

Premier Environmental Services, Inc. (Premier) has been retained by Plains Marketing, L.P. (Plains) to review existing site data and prepare a Data Evaluation and Closure Proposal for the Texaco QT Gathering # 1 and 2 sites (EMS Nos. 2001-11098 and 2002-10012).

The leak that occurred at the Texaco QT Gathering site (QT Gathering #1) on September 6, 2001 (EMS No. 2001-11098) was apparently caused by internal corrosion. The site is located in unit letter B, NW¼ of the NE¼, Section 36 Township 17S, Range 34E, or more specifically at latitude 32° 47' 54.0" N and longitude 103° 30' 48" W in Lea County, New Mexico (Figure 1, Appendix A). Mr. Frank Hernandez reported the release to the New Mexico Oil Conservation Division (NMOCD) on September 6, 2001 at about 4:30 p.m. The Initial C-141 form identified remediation standards, and outlined an initial plan to remediate the site. A copy of the C-141 is found in Appendix E. Investigation of the first release, QT Gathering #1, took place in October 2001 through the installation of nine borings and collection of soil samples at selected intervals. Remedial excavation was conducted in September 2001 to a depth of approximately 1 foot bgs, and excavated soil and rock was stockpiled on site.

A second release occurred on January 17, 2002 (EMS No. 2002-10012) and was reported as being within the perimeter of the September 2001 spill. According to Mr. McCasland, the second spill referred to as QT Gathering #2 was not reported because the volume was less than the reportable quantity. The surface expression of this minor spill is approximately 293 square feet. Within 2 days of this second release, EPI excavated the visually contaminated soil and placed this soil on the existing stockpile.

To complete delineation of hydrocarbon impact at the site, exploratory trenches were excavated in April 2004 adjacent to the leak sites, trending parallel to the pipeline and on opposite sides of the pipeline. The northeast and southwest trenches were sampled. Soil samples were collected from stained soil matrix around large rock fragment. The northeast trench was impacted with TPH only at the surface. The southwest trench was impacted to 13 feet bgs. The main excavation of the site was completed in June 2004 to about 5 feet bgs and soil samples were collected from the excavation bottom and sidewalls. Because of the extremely difficult conditions encountered in removing residual crude oil from bedrock, the excavation was limited to a depth of 5 feet bgs, despite the use of a heavy-duty track hoe for excavating the indurated bedrock. Therefore, one boring was installed on June 16, 2004, adjacent to the southwest trench to delineate the depth of impact observed in the southwest trench. Samples collected and analyzed from 20 feet bgs to 32 feet bgs showed no hydrocarbon impact.

2.0 Environmental Characterization

2.1 Geological Description

In Lea County, bedrock frequently crop out or are thinly veneered with alluvium and eolian dune sands. The bedrock outcrops range from Triassic age strata rocks to Pleistocene age sediments. The Recent Age Mescalero sands cover 80% of Lea County, and are described as fine to medium-grained and reddish brown in color. Lea County lies in the Pecos Valley Section of the Great Plains Province, very near the Southern High Plains to the east. The Tertiary Age Ogallala Formation underlies all of the High Plains and mantles several ridges in Lea County.

The site is located essentially on bedrock, with a soil veneer generally less than 1 foot in thickness. The site seems to be characteristic of the High Plains, with a uniform, topographically relatively flat surface that slopes very gently to the southeast.

2.2 Land Use

Land use in the area is primarily livestock rangeland and oil field activities. Several gas compressor stations are located in the vicinity of the site and several major oil and gas transmission lines bisect the region. The area in the immediate vicinity of the site is sparsely populated.

2.3 Ground Water

The New Mexico Office of the State Engineer database lists two water wells in Section 36, T17S R34E (Appendix D). These private use water wells appear to be greater than 200 feet from the site and are listed in Section 36. Private water wells in Section 25 are greater than 200 feet from the Site. There are no municipal water wells within 1000 feet of the site, and the average depth to groundwater is ~~104 feet~~ bgs.

2.4 Surface Water

There are no surface water bodies within 1000 feet of the site.

3.0 Regulatory Framework

In New Mexico, the NMOCD oversees and regulates oil, gas and geothermal activities, including compliance with environmental regulations. Guidance for cleanup of crude oil releases is provided in the NMOCD Guidelines for Remediation of Leaks, Spills and Releases (August 13, 1993) document. Primary contaminants, or COCs, associated with crude oil releases include total petroleum hydrocarbons (TPH), benzene, toluene, ethyl benzene, and total xylenes (BTEX). Guidelines for these COCs in soil are evaluated based on a site ranking system. The ranking system estimates the likelihood of exposures to the COCs and is based on the three following parameters,

- Depth to groundwater
- Wellhead protection area
- Distance to surface water body

These parameters illustrate that focus of the guidelines is to protect groundwater and surface water resources.

3.1 NMOCD Site Ranking Guidance – Initial Evaluation

The site was initially evaluated based on the information presented in the previous sections. Based on the proximity of the site to area water wells, surface water bodies, and depth to groundwater, the site has an NMOCD ranking score of **10 points**, with the soil remedial goals highlighted below in the Site Ranking Matrix.

Table 1 - Site Ranking Matrix

1. Groundwater	2. Wellhead Protection Area	3. Distance to Surface Water Body	
If Depth to GW <50 feet: <i>20 points</i>	If <1000' from water source, or, <200' from private domestic water source: <i>20 points</i> If >1000' from water source, or, >200' from private domestic water source: <i>0 points</i>	<200 horizontal feet: 20 points	
If Depth to GW 50 to 99 feet: <i>10 points</i>		200-100 horizontal feet: 10 points	
If Depth to GW >100 feet: <i>0 points</i>		>1000 horizontal feet: 0 points	
<i>Groundwater Score: 10</i>	<i>Wellhead Protection Area Score: 0</i>	<i>Surface Water Score: 0</i>	
Site Rank (1+2+3) =10+0+0=10			
Total Site Ranking Score and Initial Guidance Cleanup Concentrations			
Parameter	20 or >	10	0
Benzene ¹	10 ppm	10 ppm	10 ppm
BTEX ¹	50 ppm	50 ppm	50 ppm
TPH	100 ppm	1000 ppm	5000 ppm
¹ 100 ppm field VOC headspace measurement may be substituted for lab analysis			

The initial evaluation suggests that there is slight risk for migration to groundwater from COCs in soil, in concentrations that would exceed the NMOCD Standards. The average depth to groundwater is 104 feet bgs. Because of impact to 20 feet below ground surface, there is less than 100 feet vertical distance between impacted soil and groundwater, resulting in a groundwater ranking of 10.

4.0 Soil Investigation Results

In October 2001, nine boreholes were installed to a depth of 15 feet bgs to delineate impact from the September 2001 QT Gathering #1 release. Soil samples were collected at intervals between 2 feet to 15 feet in depth and submitted to Analysys, Inc. for laboratory analyses of TPH DRO, GRO, by EPA Method 8015M, and for BTEX by EPA Method 8021B. Copies of the laboratory reports are presented in Appendix C. Impact to soil from the QT Gathering #1 release was generally limited to less than 2 feet bgs, as reported in laboratory results. Soil samples collected from below 5 feet indicated TPH and BTEX concentrations were generally below the method detection limits of 5 mg/Kg for TPH and below 0.020 mg/Kg for BTEX and benzene. Analytical results are shown on Figure 3, Appendix A, and are summarized in Table 3, Appendix B.

In April 2004, two exploratory trenches were installed to complete delineation of the January 2002 release using a track-mounted excavator. The trenches were parallel to the pipeline and completed on opposite sides. Soil samples were collected from the northeast trench and the southwest trench. The analytical results are shown on Fig. 3, Appendix A. Samples from the northeast trench were collected at the surface, 5 feet bgs, 10 feet bgs, and 15 feet bgs. These analytical results (Table 3, Appendix B) show that only TPH concentrations at the surface exceed NMOCD guideline concentrations. BTEX and benzene concentrations are below NMOCD guideline concentrations for all three soil samples.

Samples from the southwest trench were collected at the surface, 5 feet bgs, 10 feet bgs, and 13 feet bgs. These analytical results (Table 3, Appendix B) show that TPH, BTEX, and benzene concentrations exceed NMOCD guideline concentrations to a depth of 13 feet bgs.

Soil samples were collected from the excavation itself on June 2, 2004. These results show TPH exceedances on the east and south walls, and the base. To further evaluate the depth of impact proximal to the southwest trench, a soil boring was installed on June 16, 2004 in the middle of the QT Gathering #2 spill area. The analytical results from this boring (Boring 6/16/04 on Figure 3, Appendix A) showed no TPH, BTEX, or benzene impacts based on samples collected at 20-22 feet bgs, 25-27 feet bgs, and 30-32 feet bgs. The depth of impacted soil in this area terminates between 13 and 20 feet bgs.

5.0 Remediation Activities Completed

The irregularly shaped QT Gathering #1 spill area was approximately 50 feet at the widest point, 225 feet in total length, occupied approximately 5,078 square feet and paralleled the northwest/southeast trend of the pipeline (Figure 2, Appendix A). Crude oil affected surface rock and soil was excavated in September 2001 to address the QT Gathering #1 release, and excavated soil and rock is currently stockpiled onsite. The soil cover in this area is very thin, and immediately underlain by rock. According to Mr. Pat McCasland with EPI, excavation continued until approximately 190 cubic yards of impacted rock and soil had been removed.

The second release, QT Gathering #2, which occurred in January 2002, was reported as having a surface expression of 293 square feet, and was within the perimeter of the September 2001 spill. According to Mr. McCasland, EPI excavated the visually contaminated soil within 2 days of the second release. The excavated soil was placed onsite, stockpiled with excavated soil from the first spill.

Excavation to address these releases was completed by June 2004 to a limiting depth of approximately 5 feet bgs, due to the difficulty encountered excavating bedrock. Samples collected from the bottom and sidewalls of this excavated area show some exceedances of the 1,000 mg/Kg TPH guideline concentrations, noted in the east and south walls, and the in the bottom hole sample.

6.0 Groundwater Investigation

Due to the limited depth of impacted soils of less than 20 feet, and the average depth to groundwater of 104 feet bgs, it was determined that a groundwater investigation was not necessary for this site. The results of the soil investigation confirm that crude oil did not penetrate the subsurface to a significant depth, and that groundwater is not likely to be threatened by this release.

7.0 Remedial Approach

Excavation activities completed indicate that it is extremely difficult to excavate the impacted bedrock at this site. In the proposed remedial approach, the goal is to demonstrate whether or not COCs can potentially impact groundwater above the NMOCD standards.

Plains proposes completing delineation in the vicinity of the southwest trench by drilling three soil borings, sampling continuously and collecting soil samples every 5 feet to a depth of 30 feet for laboratory analyses. Soil samples collected will be analyzed for TPH DRO and GRO, BTEX, and the synthetic precipitate leaching procedure (SPLP) will be used on soil samples from each boring exhibiting the highest concentration. The SPLP method, designed to determine the mobility of compounds in soil, liquid and waste, will be

used to evaluate the potential for migration of COCs to groundwater above the human health standards.

Also, Plains proposes collecting one composite sample for analyses for TPH DRO GRO and BTEX from the segregated rock and soil stockpiles. The excavated material from the first release has been exposed since September 2001 and the excavated material from the second release has been exposed since June 2004. These stockpiles have undergone biodegradation and volatilization and therefore should contain lower concentrations of COCs. Analytical data from stockpiled material will be used to evaluate if the excavated areas can be backfilled with stockpiled material.

The proposed remediation samples are summarized below:

**Table 2
Proposed Remediation Samples**

Sample Location	TPH GRO DRO BTEX SPLP extract analysis
Boring Confirmation No. 1 North of Pipeline	X
Boring Confirmation No. 2 South Location	X
Boring Confirmation No. 3 Southwest Location	X
Soil Stockpile	X
Total Samples	5

Assuming that the results of the proposed delineation activities are similar to the results of the soil boring installed in 2004, it is proposed to conduct a risk-based closure at this site by placing an impermeable liner at the bottom of the excavation to isolate the impacted material and eliminate any potential vertical migration of COCs due to precipitation. The stockpiled soil will be utilized to backfill the excavation and 6 to 12 inches of top soil will be brought in to restore the impacted area. The area will then be reseeded with native grasses or a seed mixture designated by the owner.

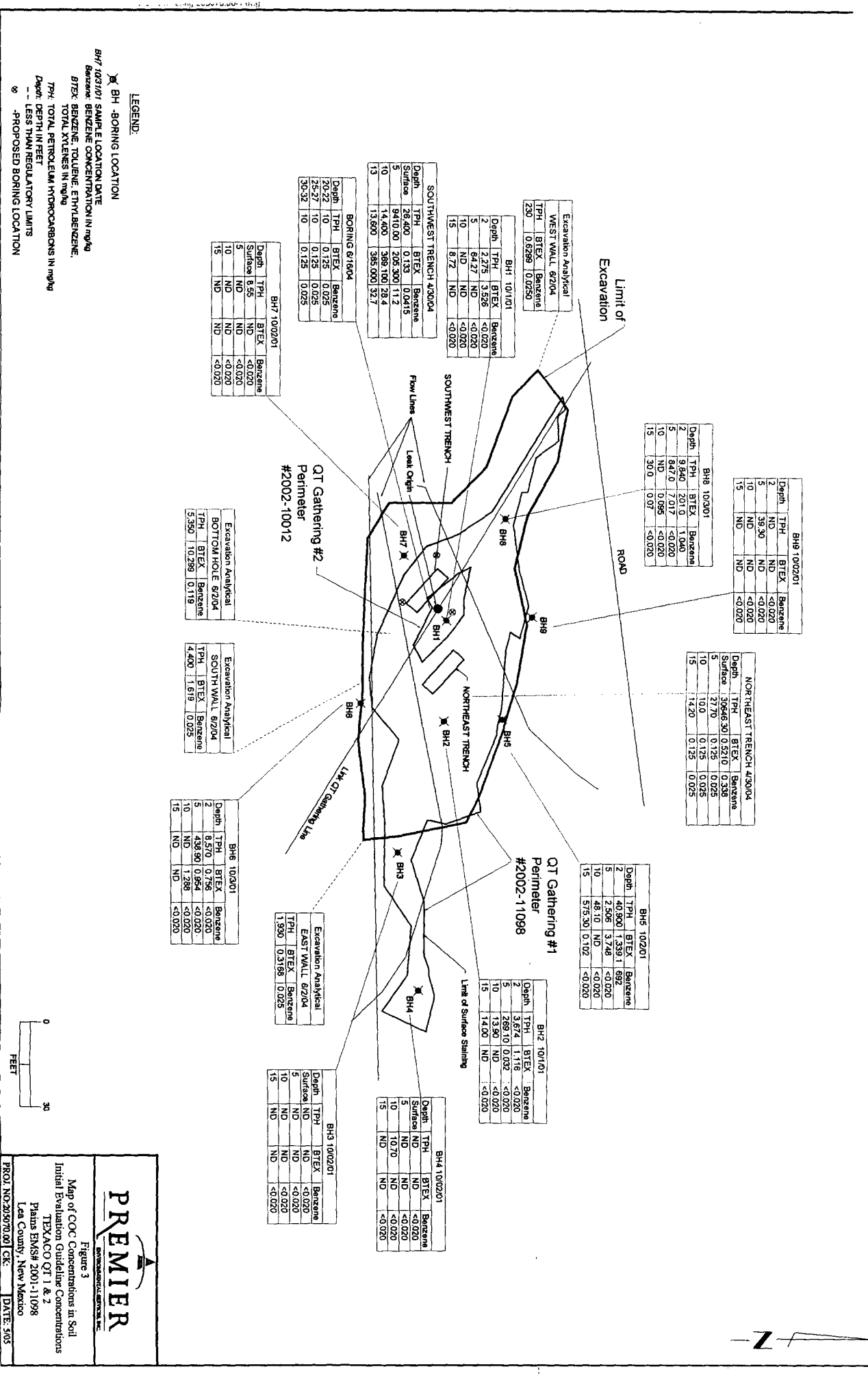

Based on the results of the proposed investigation activities, Premier, on behalf of Plains, will prepare a formal detailed remediation plan for approval by the NMOCD. The remediation plan will include the results of the investigation and more detailed risk-based information regarding the proposed plan.

Appendix A Figures

Figure 1 – Site Location Map

Figure 2 – Site Map

Figure 3 – Map of COC Concentrations in Soil



Depth	TPH	BTEX	Benzene
2	ND	ND	<0.020
5	38.30	ND	<0.020
10	ND	ND	<0.020
15	ND	ND	<0.020

Depth	TPH	BTEX	Benzene
Surface	30846.30	0.5210	0.338
5	27.70	0.125	0.025
10	100	0.125	0.025
15	14.20	0.125	0.025

Depth	TPH	BTEX	Benzene
2	9.640	2.019	1.040
5	64.0	7.017	<0.020
10	ND	0.095	<0.020
15	30.0	0.97	<0.020

Depth	TPH	BTEX	Benzene
2	46.900	1.350	1.690
5	2.505	3.248	<0.020
10	48.10	ND	<0.020
15	575.30	0.102	<0.020

Depth	TPH	BTEX	Benzene
2	3.674	1.118	<0.020
5	289.10	0.092	<0.020
10	13.90	ND	<0.020
15	14.00	ND	<0.020

Depth	TPH	BTEX	Benzene
Surface	ND	ND	<0.020
5	ND	ND	<0.020
10	10.70	ND	<0.020
15	ND	ND	<0.020

Depth	TPH	BTEX	Benzene
Surface	ND	ND	<0.020
5	ND	ND	<0.020
10	ND	ND	<0.020
15	ND	ND	<0.020

Depth	TPH	BTEX	Benzene
Surface	26.400	0.133	0.0415
5	9410.00	205.300	11.2
10	14.400	389.100	28.4
15	13.600	385.000	32.7

Depth	TPH	BTEX	Benzene
Surface	8.55	ND	<0.020
5	ND	ND	<0.020
10	ND	ND	<0.020
15	ND	ND	<0.020

Depth	TPH	BTEX	Benzene
Surface	8.55	ND	<0.020
5	ND	ND	<0.020
10	ND	ND	<0.020
15	ND	ND	<0.020

Depth	TPH	BTEX	Benzene
Surface	4.400	1.919	0.025
5	3.350	10.299	0.119

Depth	TPH	BTEX	Benzene
Surface	8.570	0.756	<0.020
5	436.90	0.954	<0.020
10	ND	1.289	<0.020
15	ND	ND	<0.020

Depth	TPH	BTEX	Benzene
Surface	1.930	0.3198	0.025

Depth	TPH	BTEX	Benzene
Surface	ND	ND	<0.020
5	ND	ND	<0.020
10	ND	ND	<0.020
15	ND	ND	<0.020

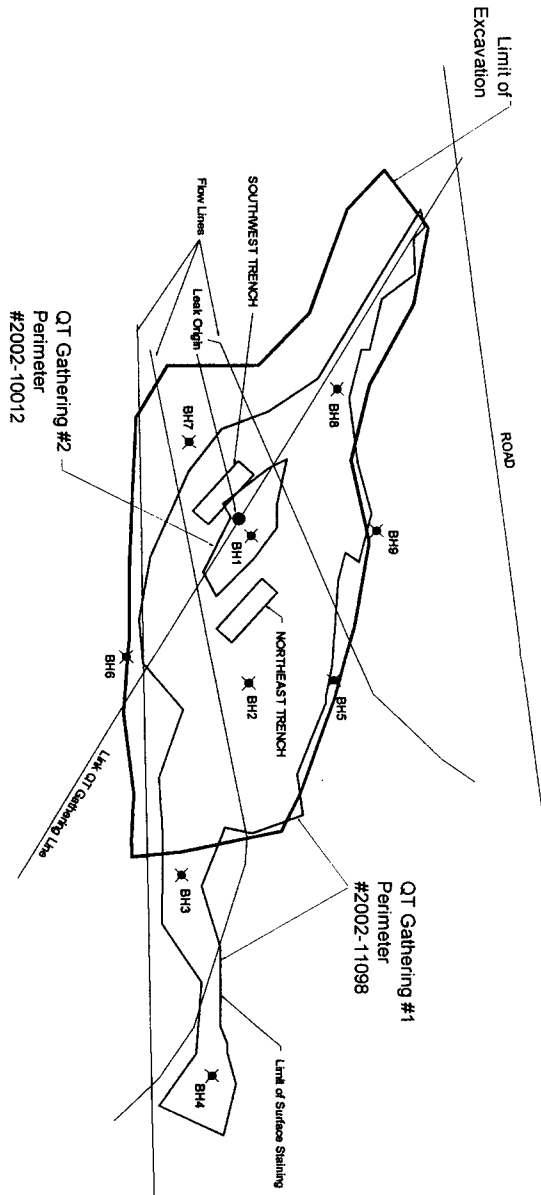
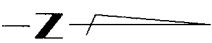
LEGEND:
 BH - BORING LOCATION
 BH# 1023101 SAMPLE LOCATION DATE
 Benzene: BENZENE CONCENTRATION IN mg/kg
 BTEX: BENZENE, TOLUENE, ETHYL BENZENE,
 TOTAL XYLENES IN mg/kg
 TPH: TOTAL PETROLEUM HYDROCARBONS IN mg/kg
 Depth: DEPTH IN FEET
 --- LESS THAN REGULATORY LIMITS
 * PROPOSED BORING LOCATION



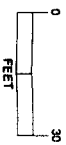
PREMIER
 ENVIRONMENTAL SERVICES, INC.

Figure 3
 Map of COC Concentrations in Soil
 Initial Evaluation, Guideline Concentrations
 TEXACO QT 1 & 2
 Plains EMS# 2001-11098
 Lea County, New Mexico

PROJ. NO: 20097001 CK. DATE: 5/05



LEGEND:
 x BH - BORING LOCATION



<p>PREMIER ENVIRONMENTAL SERVICES, INC.</p>	<p>Figure 2 Site Layout and Boring Location Map TEXACO QT 1 & 2 Platts EMS# 2001-11098 Lea County, New Mexico</p>
	<p>PROJ. NO: 205070.00 GK DATE: 3/05</p>

Appendix B Tables

Table 3 – Soil Sample Analytical Results

Delineation Samples	October 1-3, 2001 Soil Sample Analytical Results
Trench Samples	April 30, 2004 Soil Sample Analytical Results
Excavation Samples	June 2, 2004 Soil Sample Analytical Results
Boring Samples	June 16, 2004 Soil Sample Analytical Results

Table 3
Soil Sample Analytical Results

Plains Marketing, L.P.
QT Gathering #2001-11098 and QT Gathering #2002-10012
Lea County, New Mexico

Delineation Borings 1-9 - Analytical Results
QT Gathering #2001-11098 Sample Data 10/02/001

Borehole	Sampling Interval 'bgs	Sample Name	Date Taken	DRO	GRO	TPH	BTEX	Benzene	Ethylbenzene	Total Xylenes	Toluene
				mg/Kg	mg/Kg	mg/Kg	mg/Kg	mg/Kg	mg/Kg	mg/Kg	mg/Kg
BH1	2	EQTG10101BH1-2'	10/1/2001	1810.00	465.00	2275.00	2.056	<0.020	0.875	0.941	0.24
BH1	5	EQTG10101BH1-5'	10/1/2001	58.90	5.37	64.27	<0.020	<0.020	<0.020	<0.020	<0.020
BH1	10	EQTG10101BH1-10'	10/1/2001	<5	<5	<5	<0.020	<0.020	<0.020	<0.020	<0.020
BH1	15	EQTG10101BH1-15'	10/1/2001	8.72	<5	8.72	<0.020	<0.020	<0.020	<0.020	<0.020
BH1	0.02	EQTG10101BH1-20'	10/1/2001	<5	<5	<5	<0.020	<0.020	<0.020	<0.020	<0.020
BH2	2	EQTG10101BH2-2'	10/1/2001	3060.00	614.00	3674.00	0.271	<0.020	0.238	<0.020	0.0325
BH2	5	EQTG10101BH2-5'	10/1/2001	240.00	29.10	269.10	<0.020	<0.020	<0.020	<0.020	<0.020
BH2	10	EQTG10101BH2-10'	10/1/2001	13.90	<5	13.90	<0.020	<0.020	<0.020	<0.020	<0.020
BH2	15	EQTG10101BH2-15'	10/1/2001	14.00	<5	14.00	<0.020	<0.020	<0.020	<0.020	<0.020
BH3	2	EQTG10101BH3-2'	10/1/2001	<5	<5	<5	<0.020	<0.020	<0.020	<0.020	<0.020
BH3	5	EQTG10201BH3-5'	10/1/2001	<5	<5	<5	<0.020	<0.020	<0.020	<0.020	<0.020
BH3	10	EQTG10201BH3-10'	10/2/2001	<5	<5	<5	<0.020	<0.020	<0.020	<0.020	<0.020
BH3	15	EQTG10201BH3-15'	10/2/2001	<5	<5	<5	<0.020	<0.020	<0.020	<0.020	<0.020
BH4	2	EQTG10201BH4-2'	10/2/2001	<5	<5	<5	<0.020	<0.020	<0.020	<0.020	<0.020
BH4	5	EQTG10201BH4-5'	10/2/2001	<5	<5	<5	<0.020	<0.020	<0.020	<0.020	<0.020
BH4	10	EQTG10201BH4-10'	10/2/2001	10.70	<5	10.70	<0.020	<0.020	<0.020	<0.020	<0.020
BH4	15	EQTG10201BH4-15'	10/2/2001	<5	<5	<5	<0.020	<0.020	<0.020	<0.020	<0.020
BH5	2	EQTG10201BH5-2'	10/2/2001	27600.00	13300.00	40900.00	1339.100	692.000	131.000	237.100	279.000
BH5	5	EQTG10201BH5-5'	10/2/2001	1990.00	516.00	2506.00	3.748	<0.020	0.955	2.710	0.083
BH5	10	EQTG10201BH5-10'	10/2/2001	32.60	15.50	48.10	<0.020	<0.020	<0.020	<0.020	<0.020
BH5	15	EQTG10201BH5-15'	10/2/2001	511.00	64.30	575.30	0.102	<0.020	0.026	0.076	<0.020
BH6	2	EQTG10301BH6-2'	10/3/2001	6690.00	1880.00	8570.00	96.353	<0.020	0.026	96.300	0.027
BH6	5	EQTG10301BH6-5'	10/3/2001	369.00	69.90	438.90	0.954	<0.020	0.245	0.662	0.047
BH6	10	EQTG10301BH6-10'	10/3/2001	<5	<5	<5	0.622	<0.020	0.336	0.038	0.248
BH6	15	EQTG10301BH6-15'	10/3/2001	<5	<5	<5	<0.020	<0.020	<0.020	<0.020	<0.020
BH7	2	EQTG10301BH7-2'	10/3/2001	8.55	<5	8.55	<0.020	<0.020	<0.020	<0.020	<0.020
BH7	5	EQTG10301BH7-5'	10/3/2001	<5	<5	<5	<0.020	<0.020	<0.020	<0.020	<0.020
BH7	10	EQTG10301BH7-10'	10/3/2001	<5	<5	<5	<0.020	<0.020	<0.020	<0.020	<0.020
BH7	15	EQTG10301BH7-15'	10/3/2001	<5	<5	<5	<0.020	<0.020	<0.020	<0.020	<0.020
BH8	2	EQTG10301BH8-2'	10/3/2001	5690.00	4150.00	9840.00	222.040	1.040	48.900	116.300	55.800
BH8	5	EQTG10301BH8-5'	10/3/2001	572.00	275.00	847.00	7.017	<0.020	1.850	4.990	0.177
BH8	10	EQTG10301BH8-10'	10/3/2001	<5	<5	<5	0.057	<0.020	0.028	<0.020	0.029
BH8	15	EQTG10301BH8-15'	10/3/2001	16.80	13.20	30.00	0.043	<0.020	0.021	<0.020	0.022
BH9	2	EQTG10301BH9-2'	10/3/2001	<5	<5	ND	<0.020	<0.020	<0.020	<0.020	<0.020
BH9	5	EQTG10301BH9-5'	10/3/2001	34.30	5.00	39.30	<0.020	<0.020	<0.020	<0.020	<0.020
BH9	10	EQTG10301BH9-10'	10/3/2001	<5	<5	<5	<0.020	<0.020	<0.020	<0.020	<0.020
BH9	15	EQTG10301BH9-15'	10/3/2001	<5	<5	<5	<0.020	<0.020	<0.020	<0.020	<0.020

Northeast Trench - Analytical Results
QT Gathering #2001-11098 Sample Data 4-30-04

Borehole	Sampling Interval 'bgs	Sample Name	Date Taken	DRO	GRO	TPH	BTEX	Benzene	Ethylbenzene	Total Xylenes	Toluene
				mg/Kg	mg/Kg	mg/Kg	mg/Kg	mg/Kg	mg/Kg	mg/Kg	mg/Kg
STNE	Surface	SLTQT43004NE-SUR	4/30/2004	46.30	30600.00	30646.30	0.4710	0.338	0.013	<0.0250	0.12
STNE	5	SLTQT43004NE-5"	4/30/2004	27.70	<10.0	27.70	<0.0250	<0.0250	<0.0250	<0.0250	<0.0250
STNE	10	SLTQT43004NE-10'	4/30/2004	<10.0	<10.0	<10.0	<0.0250	<0.0250	<0.0250	<0.0250	<0.0250
STNE	15	SLTQT43004NE-15'	4/30/2004	14.20	<10.0	14.20	<0.0250	<0.0250	<0.0250	<0.0250	<0.0250

ND= not detected below method detection limits

Southwest Trench - Analytical Results
QT Gathering #2001-11098 Sample Data 4-30-04

Borehole	Sampling Interval	Sample Name	Date Taken	DRO	GRO	TPH	BTEX	Benzene	Ethylbenzene	Total Xylenes	Toluene
	'bgs			mg/Kg	mg/Kg	mg/Kg	mg/Kg	mg/Kg	mg/Kg	mg/Kg	mg/Kg
STSW	Surface	SLTQT43004SW-SUR	4/30/2004	10.00	26400.00	26410.00	0.058	0.0415	<0.0250	<0.0250	0.0161
STSW	5	SLTQT43004SW-5	4/30/2004	3000.00	6410.00	9410.00	205.300	11.2	34.8	92.000	67.3
STSW	10	SLTQT43004SW-10	4/30/2004	500.02	9400.00	9900.02	369.100	28.4	68.4	134.300	138
STSW	13	SLTQT43004SW-13	4/30/2004	4750.00	8860.00	13610.00	385.000	32.7	69.6	144.700	138

Excavation - Analytical Results
QT Gathering #2001-11098 Sample Data 6-2-04

Borehole	Sampling Interval	Sample Name	Date Taken	DRO	GRO	TPH	BTEX	Benzene	Ethylbenzene	Total Xylenes	Toluene
	'bgs			mg/Kg	mg/Kg	mg/Kg	mg/Kg	mg/Kg	mg/Kg	mg/Kg	mg/Kg
CLEQTG		CLEQTG620VW	6/2/2004	1990	328	230	0.605	<0.0250	0.0732	0.494	0.0377
CLEQTG		CLEQTG6204EW	6/2/2004	1850	84.0	1930	0.292	<0.0250	0.0324	0.230	0.0297
CLEQTG		CLEQTG6204SW	6/2/2004	4140	265	4400	1.594	<0.0250	0.252	1.167	0.175
CLEQTG		CLEQTG6204NW	6/2/2004	11.0	<10.0	11.0	<0.0250	<0.0250	<0.0250	0.050	0.0250
CLEQTG		CLEQTG6204BH	6/2/2004	4680	673	5350	10.299	0.119	2.19	5.900	2.09

Soil Boring - Analytical Results
QT Gathering #2001-11098 Sample Data 6-16-04

Borehole	Sampling Interval	Sample Name	Date Taken	DRO	GRO	TPH	BTEX	Benzene	Ethylbenzene	Total Xylenes	Toluene
	'bgs			mg/Kg	mg/Kg	mg/Kg	mg/Kg	mg/Kg	mg/Kg	mg/Kg	mg/Kg
STQT	20-22	STQT61604020-22	6/16/2004	<10.0	<10.0	<10.0	<0.0250	<0.0250	<0.0250	<0.0250	<0.0250
STQT	25-27	STQT6160425-27	6/16/2004	<10.0	<10.0	<10.0	<0.0250	<0.0250	<0.0250	<0.0250	<0.0250
STQT	30-32	STQT6160430-32	6/16/2004	<10.0	<10.0	<10.0	<0.0250	<0.0250	<0.0250	<0.0250	<0.0250

Appendix C Analytical Reports

October 2001

Invoice Date:
10/29/2001

Terms:
NET 30

Invoice #:
20012213

Bill To:
Eott Energy
Attn: Wayne Brunette/Accts. Payable
P.O. Box 1660
Midland, TX 79702

Remit To:
ANALYSYS, INC.
4221 Freidrich Lane, Suite 190
Austin, TX 78744

(512) 444-5896

Special Billing Instructions:
Billing pursuant to ENRON proposal.

Reference:
Proj.ID: 2001-11098 (sampled by Env. Plus)
TEXACO QT Gathering

Description:
AnalySys Sample Report #'s 120289 - 120326. (Unit prices per Contract rates for identified Contract Services)

Item Description	Rate	Units	Quantity	Amount
BTEX	\$32.50	ea	38	\$1,235.00
TPH by GC (as gasoline-GRO)	\$35.00	ea	38	\$1,330.00
TPH by GC (as diesel-DRO)	\$33.00	ea	38	\$1,254.00
Additional copies of reports (per request)	\$1.00	ea	38	\$38.00
<i>Normandy 11-8-01</i>				
PAYMENT APPROVAL CODING				
G/L CODING				
COMPANY	ACCOUNT	CENTER		
<i>691</i>	<i>610655</i>	<i>7362</i>		
<i>2001-11098</i>				
<i>TEXACO QT Gathering</i>				

Sub Total	\$3,857.00
TOTAL AMOUNT DUE	\$3,857.00

Standard Terms, AnalySys, Inc.:
All invoices are due and payable in Austin, Travis County, Texas. Unless prior arrangements are made, net invoice amount is due 35 days from the invoice date. Invoices over 35 days-in-payment are late and will accrue a carrying charge at the rate of three quarters of one percent (0.75%) per month on the overdue amount, with total interest charges not to exceed the maximum rate allowable by law. All invoices over 60 days-in-payment will be assessed a five percent (5%) late penalty in addition to any accrued carrying charges, with total carrying and interest charges not to exceed the maximum rate allowed by law.

Client: Environmental Plus, Inc.

Attn: Pat McCasland

Project ID: 2001-11098

Sample Name: EQTG10101BH1-2

Report#/Lab ID#: 120289

Sample Matrix: soil

REPORT OF SURROGATE RECOVERY

Surrogate Compound	Method	Recovery	Recovery Limit	Data Qualifiers
Nitrobenzene-d5	8015 mod.	125	50-150	---
p-Terphenyl	8015 mod.	123	50-150	---
1,2-Dichloroethane-d4	8260b	85.9	65-115	---
Toluene-d8	8260b	96.2	50-120	---

Data Qualifiers: D= Surrogates diluted and X= Surrogates outside advisory recovery limits.

Client: Environmental Plus, Inc.
 Attn: Pat McCasland
 Address: 1324 M. St. Po Box
 Eunice NM 88231
 Phone: (505) 394-3481 FAX: (505) 394-2601

Report#/Lab ID#: 120290 Report Date: 10/18/01
 Project ID: 2001-11098
 Sample Name: EQTG10101BH1-5
 Sample Matrix: soil
 Date Received: 10/05/2001 Time: 12:30
 Date Sampled: 10/01/2001 Time: 08:40

REPORT OF ANALYSIS

QUALITY ASSURANCE DATA¹

Parameter	Result	Units	RQL ⁵	Blank	Date	Method ⁶	Data Qual ⁷	Prec. ²	Recov. ³	CCV ⁴	LCS ⁴
TPH by GC (as diesel)	58.9	mg/Kg	5	<5	10/09/01	8015 mod.	---	0.7	125.9	104.9	128.4
TPH by GC (as diesel-ext)	---	---	---	---	10/08/01	3540	---	---	---	---	---
TPH by GC (as gasoline)	5.37	mg/Kg	5	<5	10/09/01	8015 mod.	---	2.9	117.4	102.6	124.0
Volatile organics-8260b/13TTEX	---	---	---	---	10/12/01	8260b	---	---	---	---	---
Benzene	<20	µg/Kg	20	<20	10/12/01	8260b	---	2.2	85.2	95.8	97.6
Ethylbenzene	<20	µg/Kg	20	<20	10/12/01	8260b	J	0.5	93.4	92.9	92.2
m,p-Xylenes	<20	µg/Kg	20	<20	10/12/01	8260b	J	0.4	82.1	82.6	83.3
o-Xylene	<20	µg/Kg	20	<20	10/12/01	8260b	---	0.9	92.6	95.4	96.2
Toluene	<20	µg/Kg	20	<20	10/12/01	8260b	---	0.3	85.1	98.9	100.8

This analytical report is respectfully submitted by AnalySys, Inc. The enclosed results have been carefully reviewed and, to the best of my knowledge, the analytical results are consistent with AnalySys, Inc.'s Quality Assurance/Quality Control Program. © Copyright 2000, AnalySys, Inc., Austin, TX. All rights reserved. No part of this publication may be reproduced or transmitted in any form or by any means without the express written consent of AnalySys, Inc.

Respectfully Submitted,

Richard Laster

Richard Laster

1. Quality assurance data is for the sample batch which included this sample. 2. Precision (PREC) is the absolute value of the relative percent (%) difference between duplicate measurements. 3. Recovery (Recov.) is the percent (%) of analyte recovered from a spiked sample. 4. Calibration Verification (CCV) and Laboratory Control Sample (LCS) results are expressed as the percent (%) recovery of analyte from a known standard or matrix. 5. Reporting Quantitation Limits (RQL), typically at or above the Practical Quantitation Limit (PQL) of the analytical method. 6. Method numbers typically denote USEPA procedures. Less than (" $<$ ") values reflect nominal quantitation limits adjusted for any required dilutions. 7. Data Qualifiers are J = analyte potentially present between the PQL and the MDL, B = Analyte detected in associated method blank(s). S1 = MS and/or MSD recovery exceed advisory limits. S2 = Post digestion spike (PDS) recovery exceeds advisory limit. S3 = MS and/or MSD and PDS recoveries exceed advisory limits. P = Precision high than advisory limit. M = Matrix interference.

Environmental Plus, Inc. (512) 444-5896 (512) 447-4766

Client: Environmental Plus, Inc.
Attn: Pat McCasland

Project ID: 2001-11098
Sample Name: EQTG10101BH1-5

Report#/Lab ID#: 120290
Sample Matrix: soil

REPORT OF SURROGATE RECOVERY

Surrogate Compound	Method	Recovery	Recovery Limit	Data Qualifiers
Nitrobenzene-d5	8015 mod.	127	50-150	---
p-Terphenyl	8015 mod.	109	50-150	---
1,2-Dichloroethane-d4	8260b	87	65-115	---
Toluene-d8	8260b	89.6	50-120	---

Data Qualifiers: D= Surrogates diluted and X= Surrogates outside advisory recovery limits.

Exceptions Report:

Report #/Lab ID#: 120290 Matrix: soil
Client: Environmental Plus, Inc. Attn: Pat McCasland
Project ID: 2001-11098
Sample Name: EQTG10101BH1-5

Sample Temperature/Condition <=6°C

The type of sample temperature criteria (except for metals by ICP, GFAA and AA and a very few other tests) is <= 6°C. Possible exceptions include samples submitted to laboratory within such a short time after sampling that cooling measures used in the field and during transport had insufficient time to achieve desired temperatures in the samples (see sample collection and sample receipt times) and samples where the temperature could not be measured due to sample submission in a manner precluding temperature measurement without impacting sample integrity (ex. in a bottle with no cooler).

Sample Bottles & Preservation

- Sample received in appropriate container(s) and appear to be appropriately preserved.
- Sample received in appropriate container(s). State of sample preservation unknown.
- Sample received in inappropriate container(s) and/or with unknown state of preservation.

J flag Discussion

A J flag data qualifier indicates (as required under TNRCC-TRRP reporting requirements) that the raw calculated analyte concentration in the sample (uncorrected for background levels/blanks and other potential sources of sampling and analytical contamination), though less than the Reported Quantitation Limit (RQL) is greater than the Detection Limit. Because the reported result is below the quantitation limit for this project/sample (or test procedure), GC/MS organics results may or MAY NOT have been verified as to the presence and relative ratio of target ions (eg. the material causing the J flag "hit" in such situations may be nothing more than background ion-fragment noise.)

Comments pertaining to Data Qualifiers and QC data:

Parameter	Qualif	Comment
Ethylbenzene	J	See J-flag discussion above.
m,p-Xylenes	J	See J-flag discussion above.

Notes:

Client: Environmental Plus, Inc.
 Attn: Pat McCasland
 Address: 1324 M.Si Po Box
 Eunice NM 88231
 Phone: (505) 394-3481 FAX: (505) 394-2601

Report#/Lab ID#: 120291 Report Date: 10/18/01
 Project ID: 2001-11098
 Sample Name: EQTG10101BH1-10
 Sample Matrix: soil
 Date Received: 10/05/2001 Time: 12:30
 Date Sampled: 10/01/2001 Time: 08:55

REPORT OF ANALYSIS

QUALITY ASSURANCE DATA¹

Parameter	Result	Units	RQL ⁵	Blank	Date	Method ⁶	Data Qual ⁷	Recov ³	CCV ⁴	LCS ⁴
TPH by GC (as diesel)	<5	mg/Kg	5	<5	10/09/01	8015 mod.	J	125.9	104.9	128.4
TPH by GC (as diesel-ext)	---	---	---	---	10/08/01	3540	---	---	---	---
TPH by GC (as gasoline)	<5	mg/Kg	5	<5	10/09/01	8015 mod.	---	117.4	102.6	124.0
Volatile organics-8200/BTEX	---	---	---	---	10/12/01	8260b	---	---	---	---
Benzene	<20	µg/Kg	20	<20	10/12/01	8260b	---	85.2	95.8	97.6
Ethylbenzene	<20	µg/Kg	20	<20	10/12/01	8260b	J	93.4	92.9	92.2
m,p-Xylenes	<20	µg/Kg	20	<20	10/12/01	8260b	J	82.1	82.6	83.3
o-Xylene	<20	µg/Kg	20	<20	10/12/01	8260b	---	92.6	95.4	96.2
Toluene	<20	µg/Kg	20	<20	10/12/01	8260b	---	85.1	98.9	100.8

This analytical report is respectfully submitted by AnalySys, Inc. The enclosed results have been carefully reviewed and, to the best of my knowledge, the analytical results are consistent with AnalySys, Inc.'s Quality Assurance/Quality Control Program. © Copyright 2000, AnalySys, Inc., Austin, TX. All rights reserved. No part of this publication may be reproduced or transmitted in any form or by any means without the express written consent of AnalySys, Inc.

Respectfully Submitted,
Richard Laster
 Richard Laster

1. Quality assurance data is for the sample batch which included this sample. 2. Precision (PREC) is the absolute value of the relative percent (%) difference between duplicate measurements. 3. Recovery (Recov) is the percent (%) of analyte recovered from a spiked sample. 4. Calibration Verification (CCV) and Laboratory Control Sample (LCS) results are expressed as the percent (%) recovery of analyte from a known standard or matrix. 5. Reporting Quantitation Limits (RQL), typically at or above the Practical Quantitation Limit (PQL) of the analytical method. 6. Method numbers typically denote USEPA procedures. Less than (" $<$ ") values reflect nominal quantitation limits adjusted for any required dilutions. 7. Data Qualifiers are J = analyte potentially present between the PQL and the MDL. B = Analyte detected in associated method blank(s). S1 = MS and/or MSD recovery exceed advisory limits. S2 = Post digestion spike (PDS) recovery exceeds advisory limit. S3 = MS and/or MSD and PDS recoveries exceed advisory limits. P = Precision high than advisory limit. M = Matrix interference.

Client: Environmental Plus, Inc.
Attn: Pat McCasland

Project ID: 2001-11098
Sample Name: EQTG10101BH1-10

Report#/Lab ID#: 120291
Sample Matrix: soil

REPORT OF SURROGATE RECOVERY

Surrogate Compound	Method	Recovery	Recovery Limit	Data Qualifiers
Nitrobenzene-d5	8015 mod	105	50-150	---
p-Terphenyl	8015 mod.	100	50-150	---
1,2-Dichloroethane-d4	8260b	89.9	65-115	---
Toluene-d8	8260b	99.5	50-120	---

Data Qualifiers: D= Surrogates diluted and X= Surrogates outside advisory recovery limits.

Report #/Lab ID#: 120291 Matrix: soil

Client: Environmental Plus, Inc.

Project ID: 2001-11098

Sample Name: EQTG10101BH1-10

Attn: Pat McCasland

Sample Temperature/Condition <=6°C

The typical sample temperature criteria (except for metals by ICP, GFAA and AA and a very few other tests) is <= 6°C. Possible exceptions include samples submitted to laboratory within such a short time after sampling that cooling measures used in the field and during transport had insufficient time to achieve desired temperatures in the samples (see sample collection and sample receipt times) and samples where the temperature could not be measured due to sample submission in a manner precluding temperature measurement without impacting sample integrity (ex. in a bottle with no cooler).

Sample Bottles & Preservation

- Sample received in appropriate container(s) and appear to be appropriately preserved.
- Sample received in appropriate container(s). State of sample preservation unknown.
- Sample received in inappropriate container(s) and/or with unknown state of preservation.

J flag Discussion

A J flag data qualifier indicates (as required under TNRCC-TRRP reporting requirements) that the raw calculated analyte concentration in the sample (uncorrected for background levels/blanks and other potential sources of sampling and analytical contamination), though less than the Reported Quantitation Limit (RQL) is greater than the Detection Limit. Because the reported result is below the quantitation limit for this project/sample (or test procedure), GC/MS organics results may or MAY NOT have been verified as to the presence and relative ratio of target ions (eg. the material causing the J flag "hit" in such situations may be nothing more than background ion-fragment noise.)

Comments pertaining to Data Qualifiers and QC data:

Parameter	Qualif	Comment
TPH by GC (as diesel)	J	See J-flag discussion above.
Ethylbenzene	J	See J-flag discussion above.
m,p-Xylenes	J	See J-flag discussion above.

Notes:

Client: Environmental Plus, Inc.
 Attn: Pat McCasland
 Address: 1324 M. St Po Box
 Eunice NM 88231
 Phone: (505) 394-3481 FAX: (505) 394-2601

Report#/Lab ID#: 120292 Report Date: 10/18/01
 Project ID: 2001-11098
 Sample Name: EQTG10101BH1-15
 Sample Matrix: soil
 Date Received: 10/05/2001 Time: 12:30
 Date Sampled: 10/01/2001 Time: 09:05

REPORT OF ANALYSIS

QUALITY ASSURANCE DATA 1

Parameter	Result	Units	RQL ⁵	Blank	Date	Method ⁶	Data Qual ⁷	Prec. ²	Recov. ³	CCV ⁴	LCS ⁴
TPH by GC (as diesel)	8.72	mg/Kg	5	<5	10/09/01	8015 mod.	---	0.7	125.9	104.9	128.4
TPH by GC (as diesel+M)	---	---	---	---	10/08/01	3540	---	---	---	---	---
TPH by GC (as gasoline)	<5	mg/Kg	5	<5	10/09/01	8015 mod.	---	2.9	117.4	102.6	124.5
Volatile organics-8260b/BTEX	---	---	---	---	10/12/01	8260b	---	---	---	---	---
Benzene	<20	µg/Kg	20	<20	10/12/01	8260b	---	2.2	85.2	95.8	97.6
Ethylbenzene	<20	µg/Kg	20	<20	10/12/01	8260b	J	0.5	93.4	92.9	92.2
m,p-Xylenes	<20	µg/Kg	20	<20	10/12/01	8260b	J	0.4	82.1	82.6	83.3
o-Xylene	<20	µg/Kg	20	<20	10/12/01	8260b	---	0.9	92.6	95.4	96.2
Toluene	<20	µg/Kg	20	<20	10/12/01	8260b	---	0.3	85.1	98.9	100.8

This analytical report is respectfully submitted by AnalySys, Inc. The enclosed results have been carefully reviewed and, to the best of my knowledge, the analytical results are consistent with AnalySys, Inc.'s Quality Assurance/Quality Control Program. © Copyright 2000, AnalySys, Inc., Austin, TX. All rights reserved. No part of this publication may be reproduced or transmitted in any form or by any means without the express written consent of AnalySys, Inc.

Respectfully Submitted,
Richard Laster
 Richard Laster

1. Quality assurance data is for the sample batch which included this sample. 2. Precision (PREC) is the absolute value of the relative percent (%) difference between duplicate measurements. 3. Recovery (Recov.) is the percent (%) of analyte recovered from a spiked sample. 4. Calibration Verification (CCV) and Laboratory Control Sample (LCS) results are expressed as the percent (%) recovery of analyte from a known standard or matrix. 5. Reporting Quantitation Limits (RQL), typically at or above the Practical Quantitation Limit (PQL) of the analytical method. 6. Method numbers typically denote USEPA procedures. Less than (" $<$ ") values reflect nominal quantitation limits adjusted for any required dilutions. 7. Data Qualifiers are J = analyte potentially present between the PQL and the MDL, B = Analyte detected in associated method blank(s). S1 = MS and/or MSD recovery exceed advisory limits. S2 = Post digestion spike (PDS) recovery exceeds advisory limit. S3 = MS and/or MSD and PDS recoveries exceed advisory limits. P = Precision high than advisory limit. M = Matrix interference.

Client: Environmental Plus, Inc.
Attn: Pat McCasland

Project ID: 2001-11098
Sample Name: EQTG10101BH1-15

Report#/Lab ID#: 120292
Sample Matrix: soil

REPORT OF SURROGATE RECOVERY

Surrogate Compound	Method	Recovery	Recovery Limit	Data Qualifiers
Nitrobenzene-d5	8015 mod.	105	50-150	---
p-Terphenyl	8015 mod.	99.5	50-150	---
1,2-Dichloroethane-d4	8260b	91.1	65-115	---
Toluene-d8	8260b	84	50-120	---

Data Qualifiers: D= Surrogates diluted and X= Surrogates outside advisory recovery limits.

Exceptions Report:

Report #/Lab ID#: 120292 Matrix: soil
Client: Environmental Plus, Inc. Attn: Pat McCasland
Project ID: 2001-11098
Sample Name: EQTG10101BH1-15

Sample Temperature/Condition <=6°C

The typical sample temperature criteria (except for metals by ICP, GFAA and AA and a very few other tests) is <= 6°C. Possible exceptions include samples submitted to laboratory within such a short time after sampling that cooling measures used in the field and during transport had insufficient time to achieve desired temperatures in the samples (see sample collection and sample receipt times) and samples where the temperature could not be measured due to sample submission in a manner precluding temperature measurement without impacting sample integrity (ex. in a bottle with no cooler).

Sample Bottles & Preservation

- Sample received in appropriate container(s) and appear to be appropriately preserved.
- Sample received in appropriate container(s). State of sample preservation unknown.
- Sample received in inappropriate container(s) and/or with unknown state of preservation.

J flag Discussion

A J flag data qualifier indicates (as required under TNRCC-TRRP reporting requirements) that the raw calculated analyte concentration in the sample (unconnected for background levels/blanks and other potential sources of sampling and analytical contamination), though less than the Reported Quantitation Limit (RQL) is greater than the Detection Limit. Because the reported result is below the quantitation limit for this project/sample (or test procedure), GC/MS organics results may or MAY NOT have been verified as to the presence and relative ratio of target ions (eg. the material causing the J flag "hit" in such situations may be nothing more than background ion-fragment noise.)

Comments pertaining to Data Qualifiers and QC data:

Parameter	Qualif	Comment
Ethylbenzene	J	See J-flag discussion above.
m,p-Xylenes	J	See J-flag discussion above.

Notes:

Client: Environmental Plus, Inc.
 Attn: Pat McCasland
 Address: 1324 M.Si Po Box NM 88231
 Fairlee
 Phone: (505) 394-3481 FAX: (505) 394-2601

Report#/Lab ID#: 120293 Report Date: 10/18/01
 Project ID: 2001-11098
 Sample Name: EQTG10101BH1-20
 Sample Matrix: soil
 Date Received: 10/05/2001 Time: 12:30
 Date Sampled: 10/01/2001 Time: 09:17

REPORT OF ANALYSIS

QUALITY ASSURANCE DATA¹

Parameter	Result	Units	RQL ⁵	Blank	Date	Method ⁶	Data Qual ⁷	Prec. ²	Recov. ³	CCV ⁴	LCS ⁴
TPH by GC (as diesel)	<5	mg/Kg	5	<5	10/09/01	8015 mod.	---	0.7	125.9	104.9	128.4
TPH by GC (as diesel-ext)	---	---	---	---	10/08/01	3540	---	---	---	---	---
TPH by GC (as gasoline)	<5	mg/Kg	5	<5	10/09/01	8015 mod.	---	2.9	117.4	102.6	127.0
Volatile organics-8260b/BTEX	---	---	---	---	10/15/01	8260b	---	---	---	---	---
Benzene	<20	µg/Kg	20	<20	10/15/01	8260b	---	0	82.8	97.1	99.6
Ethylbenzene	<20	µg/Kg	20	<20	10/15/01	8260b	J	2.6	91.4	95.9	93.7
m,p-Xylenes	<20	µg/Kg	20	<20	10/15/01	8260b	J	3	80.4	83.9	83.9
o-Xylene	<20	µg/Kg	20	<20	10/15/01	8260b	---	0.9	88.3	97.1	97
Toluene	<20	µg/Kg	20	<20	10/15/01	8260b	---	2.2	85.9	99.6	104.3

This analytical report is respectfully submitted by AnalySys, Inc. The enclosed results have been carefully reviewed and, to the best of my knowledge, the analytical results are consistent with AnalySys, Inc.'s Quality Assurance/Quality Control Program. © Copyright 2000, AnalySys, Inc., Austin, TX. All rights reserved. No part of this publication may be reproduced or transmitted in any form or by any means without the express written consent of AnalySys, Inc.

Respectfully Submitted,
Richard Laster
 Richard Laster

1. Quality assurance data is for the sample batch which included this sample. 2. Precision (PREC) is the absolute value of the relative percent (%) difference between duplicate measurements. 3. Recovery (Recov.) is the percent (%) of analyte recovered from a spiked sample. 4. Calibration Verification (CCV) and Laboratory Control Sample (LCS) results are expressed as the percent (%) recovery of analyte from a known standard or matrix. 5. Reporting Quantitation Limits (RQL), typically at or above the Practical Quantitation Limit (PQL) of the analytical method. 6. Method numbers typically denote USEPA procedures. Less than (" $<$ ") values reflect nominal quantitation limits adjusted for any required dilutions. 7. Data Qualifiers are J = analyte potentially present between the PQL and the MDL. B = Analyte detected in associated method blank(s). S1 =MS and/or MSD recovery exceed advisory limits. S2 =Post digestion spike (PDS) recovery exceeds advisory limit. S3 =MS and/or MSD and PDS recoveries exceed advisory limits. P =Precision high (than advisory limit. M =Matrix interference.

Environmental Plus, Inc. (512) 444-5896 • FAX (512) 447-4766

Report#/Lab ID#: 120293
Sample Matrix: soil

Project ID: 2001-11098
Sample Name: EQTG10101BH1-20

Client: Environmental Plus, Inc.
Attn: Pat McCasland

REPORT OF SURROGATE RECOVERY

Surrogate Compound	Method	Recovery	Recovery Limit	Data Qualifiers
Nitrobenzene-d5	8015 mod.	141	50-150	---
p-Terphenyl	8015 mod.	142	50-150	---
1,2-Dichloroethane-d4	8260b	99.6	65-115	---
Toluene-d8	8260b	93.8	50-120	---

Data Qualifiers: D= Surrogates diluted and X= Surrogates outside advisory recovery limits.

Report #/Lab ID#: 120293 Matrix: soil
 Client: Environmental Plus, Inc. Attn: Pat McCasland
 Project ID: 2001-11098
 Sample Name: EQTG10101BH1-20

Sample Temperature/Condition <=6°C

The typical sample temperature criteria (except for metals by ICP, GFAA and AA and a very few other tests) is <= 6°C. Possible exceptions include samples submitted to laboratory within such a short time after sampling that cooling measures used in the field and during transport had insufficient time to achieve desired temperatures in the samples (see sample collection and sample receipt times) and samples where the temperature could not be measured due to sample submission in a manner precluding temperature measurement without impacting sample integrity (ex. in a bottle with no cooler).

Sample Bottles & Preservation

- Sample received in appropriate container(s) and appear to be appropriately preserved.
- Sample received in appropriate container(s). State of sample preservation unknown.
- Sample received in inappropriate container(s) and/or with unknown state of preservation.

J flag Discussion

A J flag data qualifier indicates (as required under TNRCC-TRRP reporting requirements) that the raw calculated analyte concentration in the sample (uncorrected for background levels/blanks and other potential sources of sampling and analytical contamination), though less than the Reported Quantitation Limit (RQL) is greater than the Detection Limit. Because the reported result is below the quantitation limit for this project/sample (or test procedure), GC/MS organics results may or MAY NOT have been verified as to the presence and relative ratio of target ions (eg. the material causing the J flag "hit" in such situations may be nothing more than background ion-fragment noise.)

Comments pertaining to Data Qualifiers and QC data:

Parameter	Qualif	Comment
Ethylbenzene	J	See J-flag discussion above.
m,p-Xylenes	J	See J-flag discussion above.

Notes:

Client: Environmental Plus, Inc.
 Attn: Pat McCasland
 Address: 1324 M. St Po Box
 Eunice NM 88231
 Phone: (505) 394-3481 FAX: (505) 394-2601

Report#/Lab ID#: 120294 Report Date: 10/18/01
 Project ID: 2001-11098
 Sample Name: EQTG10101BH2-2
 Sample Matrix: soil
 Date Received: 10/05/2001 Time: 12:30
 Date Sampled: 10/01/2001 Time: 09:45

REPORT OF ANALYSIS

QUALITY ASSURANCE DATA

Parameter	Result	Units	RQL ⁵	Blank	Date	Method ⁶	Data Qual ⁷	Prec. ²	Recov. ³	CCV ⁴	LCS ⁴
TPH by GC (as diesel)	3060	mg/Kg	50	<50	10/09/01	8015 mod.	---	0.7	125.9	104.9	128.4
TPH by GC (as diesel-ext)	---	---	---	---	10/08/01	3540	---	---	---	---	---
TPH by GC (as gasoline)	614	mg/Kg	5	<5	10/09/01	8015 mod.	---	2.9	117.4	102.6	124.0
Volatile organics-8260b/BTEX	---	---	---	---	10/15/01	8260b	---	---	---	---	---
Benzene	<20	µg/Kg	20	<20	10/15/01	8260b	---	0	82.8	97.1	99.6
Ethylbenzene	238	µg/Kg	20	<20	10/15/01	8260b	---	2.6	91.4	95.9	93.7
m,p-Xylenes	509	µg/Kg	20	<20	10/15/01	8260b	---	3	80.4	83.9	83.9
o-Xylene	336	µg/Kg	20	<20	10/15/01	8260b	---	0.9	88.3	97.1	97
Toluene	32.5	µg/Kg	20	<20	10/15/01	8260b	---	2.2	85.9	99.6	104.3

This analytical report is respectfully submitted by AnalySys, Inc. The enclosed results have been carefully reviewed and, to the best of my knowledge, the analytical results are consistent with AnalySys, Inc.'s Quality Assurance/Quality Control Program. © Copyright 2000, AnalySys, Inc., Austin, TX. All rights reserved. No part of this publication may be reproduced or transmitted in any form or by any means without the express written consent of AnalySys, Inc.
 Respectfully Submitted,
Richard Laister
 Richard Laister

1. Quality assurance data is for the sample batch which included this sample. 2. Precision (PREC) is the absolute value of the relative percent (%) difference between duplicate measurements. 3. Recovery (Recov.) is the percent (%) of analyte recovered from a spiked sample. 4. Calibration Verification (CCV) and Laboratory Control Sample (LCS) results are expressed as the percent (%) recovery of analyte from a known standard or matrix. 5. Reporting Quantitation Limits (RQL), typically at or above the Practical Quantitation Limit (PQL) of the analytical method. 6. Method numbers typically denote USEPA procedures. Less than (" $<$ ") values reflect nominal quantitation limits adjusted for any required dilutions. 7. Data Qualifiers are J = analyte potentially present between the PQL and the MDL, B = Analyte detected in associated method blank(s). S1 = MS and/or MSD recovery exceed advisory limits. S2 = Post digestion spike (PDS) recovery exceeds advisory limit. S3 = MS and/or MSD and PDS recoveries exceed advisory limits. P = Precision higher than advisory limit. M = Matrix interference.

Client: Environmental Plus, Inc.
Attn: Pat McCasland

Project ID: 2001-11098
Sample Name: EQTG10101BH2-2

Report#/Lab ID#: 120294
Sample Matrix: soil

REPORT OF SURROGATE RECOVERY

Surrogate Compound	Method	Recovery	Recovery Limit	Data Qualifiers
Nitrobenzene-d5	8015 mod	none/diluted	diluted @ 10X	D
p-Terphenyl	8015 mod.	none/diluted	diluted @ 10X	D
1,2-Dichloroethane-d4	8260b	103	65-115	---
Toluene-d8	8260b	101	50-120	---

Data Qualifiers: D= Surrogates diluted and X= Surrogates outside advisory recovery limits.

Report #/Lab ID#: 120294 Matrix: soil
 Client: Environmental Plus, Inc. Attn: Pat McCasland
 Project ID: 2001-11098
 Sample Name: EQTG10101BH2-2

Sample Temperature/Condition <=6°C

The typical sample temperature criteria (except for metals by ICP, GFAA and AA and a very few other tests) is <= 6°C. Possible exceptions include samples submitted to laboratory within such a short time after sampling that cooling measures used in the field and during transport had insufficient time to achieve desired temperatures in the samples (see sample collection and sample receipt times) and samples where the temperature could not be measured due to sample submission in a manner precluding temperature measurement without impacting sample integrity (ex. in a bottle with no cooler).

Sample Bottles & Preservation

- Sample received in appropriate container(s) and appear to be appropriately preserved.
- Sample received in appropriate container(s). State of sample preservation unknown.
- Sample received in inappropriate container(s) and/or with unknown state of preservation.

J Flag Discussion

A J flag data qualifier indicates (as required under TNRCC-TRRP reporting requirements) that the raw calculated analyte concentration in the sample (uncorrected for background levels/blanks and other potential sources of sampling and analytical contamination), though less than the Reported Quantitation Limit (RQL) is greater than the Detection Limit. Because the reported result is below the quantitation limit for this project/sample (or test procedure), GC/MS organics results may or MAY NOT have been verified as to the presence and relative ratio of target ions (eg. the material causing the J flag "hit" in such situations may be nothing more than background ion-fragment noise.)

Comments pertaining to Data Qualifiers and QC data:

Parameter	Qualif	Comment
Nitrobenzene-d5	D	Sample diluted to assure quantitation within calibration range or due to Matrix interferences or other matrix effects (eg. high non-target organic levels). Surrogate recoveries not accurately quantifiable.
Nitrobenzene-d5	D	Sample diluted to assure quantitation within calibration range or due to Matrix interferences or other matrix effects (eg. high non-target organic levels). Surrogate recoveries not accurately quantifiable.
p-Terphenyl	D	Sample diluted to assure quantitation within calibration range or due to Matrix interferences or other matrix effects (eg. high non-target organic levels). Surrogate recoveries not accurately quantifiable.
p-Terphenyl	D	Sample diluted to assure quantitation within calibration range or due to Matrix interferences or other matrix effects (eg. high non-target organic levels). Surrogate recoveries not accurately quantifiable.

Notes:

Client: Environmental Plus, Inc.
 Attn: Pat McCasland
 Address: 1324 M. St Po Box
 Eunice NM 88231
 Phone: (505) 394-3481 FAX: (505) 394-2601

Report#/Lab ID#: 120295 Report Date: 10/18/01
 Project ID: 2001-11098
 Sample Name: EQTG10101BH2-5
 Sample Matrix: soil
 Date Received: 10/05/2001 Time: 12:30
 Date Sampled: 10/01/2001 Time: 10:00

REPORT OF ANALYSIS

QUALITY ASSURANCE DATA 1

Parameter	Result	Units	RQL ⁵	Blank	Date	Method ⁶	Data Qual ⁷	Prec. ²	Recov. ³	CCV ⁴	LCS ¹
TPH by GC (as diesel)	240	mg/Kg	5	<5	10/09/01	8015 mod.	---	0.7	125.9	104.9	128.4
TPH by GC (as diesel-ext)	---	---	---	---	10/08/01	3540	---	---	---	---	---
TPH by GC (as gasoline)	29.1	mg/Kg	5	<5	10/09/01	8015 mod.	---	2.9	117.4	102.6	124.3
Volatile organics-8260b/BTEX	---	---	---	---	10/15/01	8260b	---	---	---	---	---
Benzene	<20	µg/Kg	20	<20	10/15/01	8260b	---	0	82.8	97.1	99.6
Ethylbenzene	<20	µg/Kg	20	<20	10/15/01	8260b	J	2.6	91.4	95.9	93.7
m,p-Xylenes	31.7	µg/Kg	20	<20	10/15/01	8260b	---	3	80.4	83.9	83.9
o-Xylene	<20	µg/Kg	20	<20	10/15/01	8260b	J	0.9	88.3	97.1	97
Toluene	<20	µg/Kg	20	<20	10/15/01	8260b	---	2.2	85.9	99.6	104.3

This analytical report is respectfully submitted by AnalySys, Inc. The enclosed results have been carefully reviewed and, to the best of my knowledge, the analytical results are consistent with AnalySys, Inc.'s Quality Assurance/Quality Control Program. © Copyright 2000, AnalySys, Inc., Austin, TX. All rights reserved. No part of this publication may be reproduced or transmitted in any form or by any means without the express written consent of AnalySys, Inc.

Respectfully Submitted,

Richard Laster

Richard Laster

1. Quality assurance data is for the sample batch which included this sample. 2. Precision (PREC) is the absolute value of the relative percent (%) difference between duplicate measurements. 3. Recovery (Recov.) is the percent (%) of analyte recovered from a spiked sample. 4. Calibration Verification (CCV) and Laboratory Control Sample (LCS) results are expressed as the percent (%) recovery of analyte from a known standard or matrix. 5. Reporting Quantitation Limits (RQL), typically at or above the Practical Quantitation Limit (PQL) of the analytical method. 6. Method numbers typically denote USEPA procedures. Less than (" $<$ ") values reflect nominal quantitation limits adjusted for any required dilutions. 7. Data Qualifiers are J = analyte potentially present between the PQL and the MDL, B = Analyte detected in associated method blank(s). S1 = MS and/or MSD recovery exceed advisory limits. S2 = Post digestion spike (PDS) recovery exceeds advisory limit. S3 = MS and/or MSD and PDS recoveries exceed advisory limits. P = Precision high than advisory limit. M = Matrix interference.

Client: Environmental Plus, Inc.
 Attn: Pat McCasland

Project ID: 2001-11098
 Sample Name: EQTG10101BH2-5

Report#/Lab ID#: 120295
 Sample Matrix: soil

REPORT OF SURROGATE RECOVERY

Surrogate Compound	Method	Recovery	Recovery Limit	Data Qualifiers
1,2,4-Trichlorobenzene-d5	8015 mod.	133	50-150	---
p-Terphenyl	8015 mod.	130	50-150	---
1,2-Dichloroethane-d4	8260b	94.1	65-115	---
Toluene-d8	8260b	98.6	50-120	---

Data Qualifiers: D= Surrogates diluted and X= Surrogates outside advisory recovery limits.

Report #/Lab ID#: 120295 Matrix: soil
 Client: Environmental Plus, Inc. Attn: Pat McCasland
 Project ID: 2001-11098
 Sample Name: EQTG10101BH2-5

Sample Temperature/Condition <=6°C

The typical sample temperature criteria (except for metals by ICP, GFAA and AA and a very few other tests) is <= 6°C. Possible exceptions include samples submitted to laboratory within such a short time after sampling that cooling measures used in the field and during transport had insufficient time to achieve desired temperatures in the samples (see sample collection and sample receipt times) and samples where the temperature could not be measured due to sample submission in a manner precluding temperature measurement without impacting sample integrity (ex. in a bottle with no cooler).

Sample Bottles & Preservation

- Sample received in appropriate container(s) and appear to be appropriately preserved.
- Sample received in appropriate container(s). State of sample preservation unknown.
- Sample received in inappropriate container(s) and/or with unknown state of preservation.

J flag Discussion

A J flag data qualifier indicates (as required under TNRCC-TRRP reporting requirements) that the raw calculated analyte concentration in the sample (uncorrected for background levels/blanks and other potential sources of sampling and analytical contamination), though less than the Reported Quantitation Limit (RQL) is greater than the Detection Limit. Because the reported result is below the quantitation limit for this project/sample (or test procedure), GC/MS organics results may or MAY NOT have been verified as to the presence and relative ratio of target ions (eg. the material causing the J flag "hit" in such situations may be nothing more than background ion-fragment noise.)

Comments pertaining to Data Qualifiers and QC data:

Parameter	Qualif	Comment
Ethylbenzene	J	See J-flag discussion above.
o-Xylene	J	See J-flag discussion above.

Notes:

Client: Environmental Plus, Inc.
 Attn: Pat McCasland
 Address: 1324 M. St Po Box NM 88231
 Eunice
 Phone: (505) 394-3481 FAX: (505) 394-2601

Report#/Lab ID#: 120296 Report Date: 10/18/01
 Project ID: 2001-11098
 Sample Name: EQTG10101BH2-10
 Sample Matrix: soil
 Date Received: 10/05/2001 Time: 12:40
 Date Sampled: 10/01/2001 Time: 10:30

REPORT OF ANALYSIS

QUALITY ASSURANCE DATA

Parameter	Result	Units	RQL ⁵	Blank	Date	Method ⁶	Data Qual ⁷	Prec. ²	Recov. ³	CCV ⁴	LCS ⁴
TPH by GC (as diesel)	13.9	mg/Kg	5	<5	10/09/01	8015 mod.	---	0.7	125.9	104.9	128.4
TPH by GC (as diesel-ext)	---	---	---	---	10/08/01	3540	---	---	---	---	---
TPH by GC (as gasoline)	<5	mg/Kg	5	<5	10/09/01	8015 mod.	J	2.9	117.4	102.6	124.3
Volatile organics-8260b/BTEX	---	---	---	---	10/15/01	8260b	---	---	---	---	---
Benzene	<20	µg/Kg	20	<20	10/15/01	8260b	---	0	82.8	97.1	99.6
Ethylbenzene	<20	µg/Kg	20	<20	10/15/01	8260b	J	2.6	91.4	95.9	93.7
m,p-Xylenes	<20	µg/Kg	20	<20	10/15/01	8260b	J	3	80.4	83.9	83.9
o-Xylene	<20	µg/Kg	20	<20	10/15/01	8260b	---	0.9	88.3	97.1	97
Toluene	<20	µg/Kg	20	<20	10/15/01	8260b	---	2.2	85.9	99.6	104.3

This analytical report is respectfully submitted by AnalySys, Inc. The enclosed results have been carefully reviewed and, to the best of my knowledge, the analytical results are consistent with AnalySys, Inc.'s Quality Assurance/Quality Control Program. © Copyright 2000, AnalySys, Inc., Austin, TX. All rights reserved. No part of this publication may be reproduced or transmitted in any form or by any means without the express written consent of AnalySys, Inc.
 Respectfully Submitted,
Richard Laster
 Richard Laster

1. Quality assurance data is for the sample batch which included this sample. 2. Precision (PREC) is the absolute value of the relative percent (%) difference between duplicate measurements. 3. Recovery (Recov.) is the percent (%) of analyte recovered from a spiked sample. 4. Calibration Verification (CCV) and Laboratory Control Sample (LCS) results are expressed as the percent (%) recovery of analyte from a known standard or matrix. 5. Reporting Quantitation Limits (RQL), typically at or above the Practical Quantitation Limit (PQL) of the analytical method. 6. Method numbers typically denote USEPA procedures. Less than (" $<$ ") values reflect nominal quantitation limits adjusted for any required dilutions. 7. Data Qualifiers are J = analyte potentially present between the PQL and the MDL, B = Analyte detected in associated method blank(s), S1 = MS and/or MSD recovery exceed advisory limits, S2 = Post digestion spike (PDS) recovery exceeds advisory limit, S3 = MS and/or MSD and/or PDS recoveries exceed advisory limits, P = Precision higher than advisory limit, M = Matrix interference.

Client: Environmental Plus, Inc.

Attn: Pat McCasland

Project ID: 2001-11098

Sample Name: EQTG10101BH2-10

Report#/Lab ID#: 120296

Sample Matrix: soil

REPORT OF SURROGATE RECOVERY

Surrogate Compound	Method	Recovery	Recovery Limit	Data Qualifiers
Nitrobenzene-d5	8015 mod.	107	50-150	---
p-Terphenyl	8015 mod.	106	50-150	---
1,2-Dichloroethane-d4	8260b	82.3	65-115	---
Toluene-d8	8260b	97.6	50-120	---

Data Qualifiers: D= Surrogates diluted and X= Surrogates outside advisory recovery limits.

Report #/Lab ID#: 120296 Matrix: soil
 Client: Environmental Plus, Inc. Attn: Pat McCasland
 Project ID: 2001-1-1098
 Sample Name: EQTG10101BH2-10

Sample Temperature/Condition <=6°C

The typical sample temperature criteria (except for metals by ICP, GFAA and AA and a very few other tests) is <= 6°C. Possible exceptions include samples submitted to laboratory within such a short time after sampling that cooling measures used in the field and during transport had insufficient time to achieve desired temperatures in the samples (see sample collection and sample receipt times) and samples where the temperature could not be measured due to sample submission in a manner precluding temperature measurement without impacting sample integrity (ex. in a bottle with no cooler).

Sample Bottles & Preservation

- Sample received in appropriate container(s) and appear to be appropriately preserved.
- Sample received in appropriate container(s). State of sample preservation unknown.
- Sample received in inappropriate container(s) and/or with unknown state of preservation.

J flag Discussion

A J flag data qualifier indicates (as required under TNRCC-TRRP reporting requirements) that the raw calculated analyte concentration in the sample (uncorrected for background levels/blanks and other potential sources of sampling and analytical contamination), though less than the Reported Quantitation Limit (RQL) is greater than the Detection Limit. Because the reported result is below the quantitation limit for this project/sample (or test procedure), GC/MS organics results may or MAY NOT have been verified as to the presence and relative ratio of target ions (eg. the material causing the J flag "hit" in such situations may be nothing more than background ion-fragment noise.)

Comments pertaining to Data Qualifiers and QC data:

Parameter	Qualif	Comment
EPI by GC (as gasoline)	J	See J-flag discussion above.
Ethylbenzene	J	See J-flag discussion above.
m,p-Xylenes	J	See J-flag discussion above.

Notes:

Client: Environmental Plus, Inc.
 Attn: Pat McCasland
 Address: 1324 M.Si Po Box
 Eunice NM 88231
 Phone: (505) 394-3481 FAX: (505) 394-2601

Report#/Lab ID#: 120297 Report Date: 10/18/01
 Project ID: 2001-11098
 Sample Name: EQTG10101BH2-15
 Sample Matrix: soil
 Date Received: 10/05/2001 Time: 12:30
 Date Sampled: 10/01/2001 Time: 11:00

REPORT OF ANALYSIS

QUALITY ASSURANCE DATA¹

Parameter	Result	Units	RQL ⁵	Blank	Date	Method ⁶	Data Qual ⁷	Prec. ²	Recov. ³	CCV ⁴	LCS ⁴
TPH by GC (as diesel)	14	mg/Kg	5	<5	10/09/01	8015 mod.	---	0.7	125.9	104.9	128.4
TPH by GC (as diesel-ext)	---	---	---	---	10/08/01	3540	---	---	---	---	---
TPH by GC (as gasoline)	<5	mg/Kg	5	<5	10/09/01	8015 mod.	---	2.9	117.4	102.6	124.6
Volatile organics-8260b/BTEX	---	---	---	---	10/15/01	8260b	---	---	---	---	---
Benzene	<20	µg/Kg	20	<20	10/15/01	8260b	---	0	82.8	97.1	99.6
Ethylbenzene	<20	µg/Kg	20	<20	10/15/01	8260b	J	2.6	91.4	95.9	93.7
m,p-Xylenes	<20	µg/Kg	20	<20	10/15/01	8260b	J	3	80.4	83.9	83.9
o-Xylene	<20	µg/Kg	20	<20	10/15/01	8260b	---	0.9	88.3	97.1	97
Toluene	<20	µg/Kg	20	<20	10/15/01	8260b	---	2.2	85.9	99.6	104.3

This analytical report is respectfully submitted by AnalySys, Inc. The enclosed results have been carefully reviewed and, to the best of my knowledge, the analytical results are consistent with AnalySys, Inc.'s Quality Assurance/Quality Control Program. © Copyright 2000, AnalySys, Inc., Austin, TX. All rights reserved. No part of this publication may be reproduced or transmitted in any form or by any means without the express written consent of AnalySys, Inc.
 Respectfully Submitted,
Richard Laster
 Richard Laster

1. Quality assurance data is for the sample batch which included this sample. 2. Precision (PREC) is the absolute value of the relative percent (%) difference between duplicate measurements. 3. Recovery (Recov.) is the percent (%) of analyte recovered from a spiked sample. 4. Calibration Verification (CCV) and Laboratory Control Sample (LCS) results are expressed as the percent (%) recovery of analyte from a known standard or matrix. 5. Reporting Quantitation Limits (RQL), typically at or above the Practical Quantitation Limit (PQL) of the analytical method. 6. Method numbers typically denote USEPA procedures. Less than (" $<$ ") values reflect nominal quantitation limits adjusted for any required dilutions. 7. Data Qualifiers are J = analyte potentially present between the PQL and the MDL. B = Analyte detected in associated method blank(s). S1 =MS and/or MSD recovery exceed advisory limits. S2 =Post digestion spike (PDS) recovery exceeds advisory limit. S3 =MS and/or MSD and PDS recoveries exceed advisory limits. P =Precision high than advisory limit. M =Matrix interference.

Client: Environmental Plus, Inc.
 Attn: Pat McCasland

Project ID: 2001-11098
 Sample Name: EQTG10101BH2-15

Report#/Lab ID#: 120297
 Sample Matrix: soil

REPORT OF SURROGATE RECOVERY

Surrogate Compound	Method	Recovery	Recovery Limit	Data Qualifiers
Nitrobenzene-d5	8015 mod.	107	50-150	---
p-Terphenyl	8015 mod.	111	50-150	---
1,2-Dichloroethane-d4	8260b	85.3	65-115	---
Toluene-d8	8260b	76.7	50-120	---

Data Qualifiers: D= Surrogates diluted and X= Surrogates outside advisory recovery limits.

Report #/Lab ID#: 120297 Matrix: soil
Client: Environmental Plus, Inc.
Project ID: 2001-11098
Sample Name: EQTG10101BH2-15

Attn: Pat McCasland

Sample Temperature/Condition <=6°C

The typical sample temperature criteria (except for metals by ICP, GFAA and AA and a very few other tests) is <= 6°C. Possible exceptions include samples submitted to laboratory within such a short time after sampling that cooling measures used in the field and during transport had insufficient time to achieve desired temperatures in the samples (see sample collection and sample receipt times) and samples where the temperature could not be measured due to sample submission in a manner precluding temperature measurement without impacting sample integrity (ex. in a bottle with no cooler).

Sample Bottles & Preservation

- Sample received in appropriate container(s) and appear to be appropriately preserved.
- Sample received in appropriate container(s). State of sample preservation unknown.
- Sample received in inappropriate container(s) and/or with unknown state of preservation.

J flag Discussion

A J flag data qualifier indicates (as required under TNRCC-TRRP reporting requirements) that the raw calculated analyte concentration in the sample (uncorrected for background levels/blanks and other potential sources of sampling and analytical contamination), though less than the Reported Quantitation Limit (RQL) is greater than the Detection Limit. Because the reported result is below the quantitation limit for this project/sample (or test procedure), GC/MS organics results may or MAY NOT have been verified as to the presence and relative ratio of target ions (eg. the material causing the J flag "hit" in such situations may be nothing more than background ion-fragment noise.)

Comments pertaining to Data Qualifiers and QC data:

Parameter	Qualif	Comment
Ethylbenzene	J	See J-flag discussion above.
m,p-Xylenes	J	See J-flag discussion above.

Notes:

Client: Environmental Plus, Inc.
 Attn: Pat McCasland
 Address: 1324 M.SiPo Box
 Eunice NM 88231
 Phone: (505) 394-3481 FAX: (505) 394-2601

Report#/Lab ID#: 120298 Report Date: 10/18/01
 Project ID: 2001-11098
 Sample Name: EQTG10101BH3-2
 Sample Matrix: soil
 Date Received: 10/05/2001 Time: 12:30
 Date Sampled: 10/01/2001 Time: 12:40

REPORT OF ANALYSIS

QUALITY ASSURANCE DATA 1

Parameter	Result	Units	RQL ⁵	Blank	Date	Method ⁶	Data Qual ⁷	Prec. ²	Recov ³	CCV ⁴	LCS ⁴
TPH by GC (as diesel)	<5	mg/Kg	5	<5	10/09/01	8015 mod.	---	0.7	125.9	104.9	128.4
TPH by GC (as diesel-ext)	---	---	---	---	10/08/01	3540	---	---	---	---	---
TPH by GC (as gasoline)	<5	mg/Kg	5	<5	10/09/01	8015 mod.	---	2.9	117.4	102.6	124.6
Volatiles organics-8260b/BTEX	---	---	---	---	10/15/01	8260b	---	---	---	---	---
Benzene	<20	µg/Kg	20	<20	10/15/01	8260b	---	0	82.8	97.1	99.6
Ethylbenzene	<20	µg/Kg	20	<20	10/15/01	8260b	J	2.6	91.4	95.9	93.7
m,p-Xylenes	<20	µg/Kg	20	<20	10/15/01	8260b	J	3	80.4	83.9	83.9
o-Xylene	<20	µg/Kg	20	<20	10/15/01	8260b	---	0.9	88.3	97.1	97
Toluene	<20	µg/Kg	20	<20	10/15/01	8260b	---	2.2	85.9	99.6	104.3

This analytical report is respectfully submitted by AnalySys, Inc. The enclosed results have been carefully reviewed and, to the best of my knowledge, the analytical results are consistent with AnalySys, Inc.'s Quality Assurance/Quality Control Program. © Copyright 2000, AnalySys, Inc., Austin, TX. All rights reserved. No part of this publication may be reproduced or transmitted in any form or by any means without the express written consent of AnalySys, Inc.
 Respectfully Submitted,
Richard Laster
 Richard Laster

1. Quality assurance data is for the sample batch which included this sample. 2. Precision (PREC) is the absolute value of the relative percent (%) difference between duplicate measurements. 3. Recovery (Recov.) is the percent (%) of analyte recovered from a spiked sample. 4. Calibration Verification (CCV) and Laboratory Control Sample (LCS) results are expressed as the percent (%) recovery of analyte from a known standard or matrix. 5. Reporting Quantitation Limits (RQL), typically at or above the Practical Quantitation Limit (PQL) of the analytical method. 6. Method numbers typically denote USEPA procedures. Less than (" $<$ ") values reflect nominal quantitation limits adjusted for any required dilutions. 7. Data Qualifiers are J = analyte potentially present between the PQL and the MDL. B = Analyte detected in associated method blank(s). S1 = MS and/or MSD recovery exceed advisory limits. S2 = Post digestion spike (PDS) recovery exceeds advisory limit. S3 = MS and/or MSD and PDS recoveries exceed advisory limits. P = Precision high than advisory limit. M = Matrix interference.

Report#/Lab ID#: 120298
Sample Matrix: soil

Project ID: 2001-11098
Sample Name: EQTG10101BH3-2

Client: Environmental Plus, Inc.
Attn: Pat McCasland

REPORT OF SURROGATE RECOVERY

Surrogate Compound	Method	Recovery	Recovery Limit	Data Qualifiers
Nitrobenzene-d5	8015 mod.	106	50-150	---
p-Terphenyl	8015 mod.	110	50-150	---
1,2-Dichloroethane-d4	8260b	91	65-115	---
Toluene-d8	8260b	100	50-120	---

Data Qualifiers: D= Surrogates diluted and X= Surrogates outside advisory recovery limits.

Report #/Lab ID#: 120298 Matrix: soil
 Client: Environmental Plus, Inc. Attn: Pat McCasland
 Project ID: 2001-11098
 Sample Name: EQTG10101BH3-2

Sample Temperature/Condition <=6°C

The typical sample temperature criteria (except for metals by ICP, GFAA and AA and a very few other tests) is <= 6°C. Possible exceptions include samples submitted to laboratory within such a short time after sampling that cooling measures used in the field and during transport had insufficient time to achieve desired temperatures in the samples (see sample collection and sample receipt times) and samples where the temperature could not be measured due to sample submission in a manner precluding temperature measurement without impacting sample integrity (ex. in a bottle with no cooler).

Sample Bottles & Preservation

- Sample received in appropriate container(s) and appear to be appropriately preserved.
- Sample received in appropriate container(s). State of sample preservation unknown.
- Sample received in inappropriate container(s) and/or with unknown state of preservation.

J flag Discussion

A J flag data qualifier indicates (as required under TNRCC-TRRP reporting requirements) that the raw calculated analyte concentration in the sample (uncorrected for background levels/blanks and other potential sources of sampling and analytical contamination), though less than the Reported Quantitation Limit (RQL) is greater than the Detection Limit. Because the reported result is below the quantitation limit for this project/sample (or test procedure), GC/MS organics results may or MAY NOT have been verified as to the presence and relative ratio of target ions (eg. the material causing the J flag "hit" in such situations may be nothing more than background ion-fragment noise.)

Comments pertaining to Data Qualifiers and QC data:

Parameter	Qualif	Comment
Ethylbenzene	J	See J-flag discussion above.
m,p-Xylenes	J	See J-flag discussion above.

Notes:

FAX (92) 466-66

Client: Environmental Plus, Inc.
Attn: Pat McCasland

Project ID: 2001-11098
Sample Name: EQTG10101BH3-5

Report#/Lab ID#: 120299
Sample Matrix: soil

REPORT OF SURROGATE RECOVERY

Surrogate Compound	Method	Recovery	Recovery Limit	Data Qualifiers
Nitrobenzene-d5 p-Terphenyl	8015 mod	111	50-150	---
	8015 mod.	110	50-150	---
1,2-Dichloroethane-d4 Toluene-d8	8260b	100	65-115	---
	8260b	93.6	50-120	---

Data Qualifiers: D= Surrogates diluted and X= Surrogates outside advisory recovery limits.

Client: Environmental Plus, Inc.
 Attn: Pat McCasland
 Address: 1324 M. St Po Box
 Eunice NM 88231
 Phone: (505) 394-3481 FAX: (505) 394-2601

Report#/Lab ID#: 120300 Report Date: 10/18/01
 Project ID: 2001-11098
 Sample Name: EQTG10201BH3-10
 Sample Matrix: soil
 Date Received: 10/05/2001 Time: 12:30
 Date Sampled: 10/02/2001 Time: 09:07

REPORT OF ANALYSIS

QUALITY ASSURANCE DATA

Parameter	Result	Units	RQL ⁵	Blank	Date	Method ⁶	Data Qual ⁷	Prec. ²	Recov. ³	CCV ⁴	LCS ¹
TPH by GC (as diesel)	<5	mg/Kg	5	<5	10/09/01	8015 mod.	---	0.3	123.3	109.6	112.2
TPH by GC (as diesel-ext)	---	---	---	---	10/08/01	3540	---	---	---	---	---
TPH by GC (as gasoline)	<5	mg/Kg	5	<5	10/09/01	8015 mod.	---	4.2	104.8	104.5	93.2
Volatile organics-8260b/BTEX	---	---	---	---	10/15/01	8260b	---	---	---	---	---
Benzene	<20	µg/Kg	20	<20	10/15/01	8260b	---	0	82.8	97.1	99.6
Ethylbenzene	<20	µg/Kg	20	<20	10/15/01	8260b	J	2.6	91.4	95.9	93.7
m,p-Xylenes	<20	µg/Kg	20	<20	10/15/01	8260b	J	3	80.4	83.9	83.9
o-Xylene	<20	µg/Kg	20	<20	10/15/01	8260b	---	0.9	88.3	97.1	97
Toluene	<20	µg/Kg	20	<20	10/15/01	8260b	---	2.2	85.9	99.6	104.3

This analytical report is respectfully submitted by AnalySys, Inc. The enclosed results have been carefully reviewed and, to the best of my knowledge, the analytical results are consistent with AnalySys, Inc.'s Quality Assurance/Quality Control Program. © Copyright 2000, AnalySys, Inc., Austin, TX. All rights reserved. No part of this publication may be reproduced or transmitted in any form or by any means without the express written consent of AnalySys, Inc.
 Respectfully Submitted,
Richard Laster
 Richard Laster

1. Quality assurance data is for the sample batch which included this sample. 2. Precision (PREC) is the absolute value of the relative percent (%) difference between duplicate measurements. 3. Recovery (Recov.) is the percent (%) of analyte recovered from a spiked sample. 4. Calibration Verification (CCV) and Laboratory Control Sample (LCS) results are expressed as the percent (%) recovery of analyte from a known standard or matrix. 5. Reporting Quantitation Limits (RQL), typically at or above the Practical Quantitation Limit (PQL) of the analytical method. 6. Method numbers typically denote USEPA procedures. Less than (" $<$ ") values reflect nominal quantitation limits adjusted for any required dilutions. 7. Data Qualifiers are J = analyte potentially present between the PQL and the MDL. B = Analyte detected in associated method blank(s). S1 =MS and/or MSD recovery exceed advisory limits. S2 =Post digestion spike (PDS) recovery exceeds advisory limit. S3 =MS and/or MSD and PDS recoveries exceed advisory limits. P =Precision higher than advisory limit. M =Matrix interference.

Report#/Lab ID#: 120300
Sample Matrix: soil

Project ID: 2001-11098
Sample Name: EQTG10201BH3-10

Client: Environmental Plus, Inc.
Attn: Pat McCasland

REPORT OF SURROGATE RECOVERY

Surrogate Compound	Method	Recovery	Recovery Limit	Data Qualifiers
Nitrobenzene-d5	8015 mod.	114	50-150	---
p-Terphenyl	8015 mod.	116	50-150	---
1,2-Dichloroethane-d4	8260b	101	65-115	---
Toluene-d8	8260b	81.9	50-120	---

Data Qualifiers: D= Surrogates diluted and X= Surrogates outside advisory recovery limits.

Report #/Lab ID#: 120300 Matrix: soil
 Client: Environmental Plus, Inc. Attn: Pat McCasland
 Project ID: 2001-11098
 Sample Name: EQTG10201B113-10

Sample Temperature/Condition <=6°C

The typical sample temperature criteria (except for metals by ICP, GFAA and AA and a very few other tests) is <= 6°C. Possible exceptions include samples submitted to laboratory within such a short time after sampling that cooling measures used in the field and during transport had insufficient time to achieve desired temperatures in the samples (see sample collection and sample receipt times) and samples where the temperature could not be measured due to sample submission in a manner precluding temperature measurement without impacting sample integrity (ex. in a bottle with no cooler).

Sample Bottles & Preservation

- Sample received in appropriate container(s) and appear to be appropriately preserved.
- Sample received in appropriate container(s). State of sample preservation unknown.
- Sample received in inappropriate container(s) and/or with unknown state of preservation.

J flag Discussion

A J flag data qualifier indicates (as required under TNRCC-TRRP reporting requirements) that the raw calculated analyte concentration in the sample (uncorrected for background levels/blanks and other potential sources of sampling and analytical contamination), though less than the Reported Quantitation Limit (RQL) is greater than the Detection Limit. Because the reported result is below the quantitation limit for this project/sample (or test procedure), GC/MS organics results may or MAY NOT have been verified as to the presence and relative ratio of target ions (eg. the material causing the J flag "hit" in such situations may be nothing more than background ion-fragment noise.)

Comments pertaining to Data Qualifiers and QC data:

Parameter	Qualif	Comment
Ethylbenzene	J	See J-flag discussion above.
m,p-Xylenes	J	See J-flag discussion above.

Notes:

Client: Environmental Plus, Inc.
 Attn: Pat McCasland
 Address: 1324 M.StPo Box
 Eunice NM 88231
 Phone: (505) 394-3481 FAX: (505) 394-2601

Report#/Lab ID#: 120301 Report Date: 10/18/01
 Project ID: 2001-11098
 Sample Name: EQTG10201BH3-15
 Sample Matrix: soil
 Date Received: 10/05/2001 Time: 12:30
 Date Sampled: 10/02/2001 Time: 09:25

REPORT OF ANALYSIS

QUALITY ASSURANCE DATA

Parameter	Result	Units	RQL ⁵	Blank	Date	Method ⁶	Data Qual ⁷	Prec. ²	Recov ³	CCV ⁴	LCS ⁴
TPH by GC (as diesel)	<5	mg/Kg	5	<5	10/09/01	8015 mod.	---	0.3	123.3	109.6	112.2
TPH by GC (as diesel-ext)	---	---	---	---	10/08/01	3540	---	---	---	---	---
TPH by GC (as gasoline)	<5	mg/Kg	5	<5	10/09/01	8015 mod.	---	4.2	104.8	104.5	95.2
Volatile organics-8260b/BTEX	---	---	---	---	10/15/01	8260b	---	---	---	---	---
Benzene	<20	µg/Kg	20	<20	10/15/01	8260b	---	0	82.8	97.1	99.6
Ethylbenzene	<20	µg/Kg	20	<20	10/15/01	8260b	J	2.6	91.4	95.9	93.7
m,p-Xylenes	<20	µg/Kg	20	<20	10/15/01	8260b	J	3	80.4	83.9	83.9
o-Xylene	<20	µg/Kg	20	<20	10/15/01	8260b	---	0.9	88.3	97.1	97
Toluene	<20	µg/Kg	20	<20	10/15/01	8260b	---	2.2	85.9	99.6	104.3

This analytical report is respectfully submitted by AnalySys, Inc. The enclosed results have been carefully reviewed and, to the best of my knowledge, the analytical results are consistent with AnalySys, Inc.'s Quality Assurance/Quality Control Program. © Copyright 2000, AnalySys, Inc., Austin, TX. All rights reserved. No part of this publication may be reproduced or transmitted in any form or by any means without the express written consent of AnalySys, Inc.

Respectfully Submitted,

 Richard Laster

1. Quality assurance data is for the sample batch which included this sample. 2. Precision (PREC) is the absolute value of the relative percent (%) difference between duplicate measurements. 3. Recovery (Recov.) is the percent (%) of analyte recovered from a spiked sample. 4. Calibration Verification (CCV) and Laboratory Control Sample (LCS) results are expressed as the percent (%) recovery of analyte from a known standard or matrix. 5. Reporting Quantitation Limits (RQL), typically at or above the Practical Quantitation Limit (PQL) of the analytical method. 6. Method numbers typically denote USEPA procedures. Less than ("<") values reflect nominal quantitation limits adjusted for any required dilutions. 7. Data Qualifiers are J = analyte potentially present between the PQL and the MDL, B = Analyte detected in associated method blank(s). S1 = MS and/or MSD recovery exceed advisory limits. S2 = Post digestion spike (PDS) recovery exceeds advisory limit. S3 = MS and/or MSD recoveries exceed advisory limits. P = Precision higher than advisory limit. M = Matrix interference.

Report#/Lab ID#: 120301
Sample Matrix: soil

Project ID: 2001-11098
Sample Name: EQTG10201BH3-15

Client: Environmental Plus, Inc.
Attn: Pat McCasland

REPORT OF SURROGATE RECOVERY

Surrogate Compound	Method	Recovery	Recovery Limit	Data Qualifiers
Nitrobenzene-d5	8015 mod.	114	50-150	---
p-Terphenyl	8015 mod.	110	50-150	---
1,2-Dichloroethane-d4	8260b	105	65-115	---
Toluene-d8	8260b	84.6	50-120	---

Data Qualifiers: D= Surrogates diluted and X= Surrogates outside advisory recovery limits.

Report #/Lab ID#: 120301 Matrix: soil
Client: Environmental Plus, Inc. **Attn:** Pat McCasland
Project ID: 2001-11098
Sample Name: EQTG10201BH3-15

Sample Temperature/Condition <=6°C

The typical sample temperature criteria (except for metals by ICP, GFAA and AA and a very few other tests) is <= 6°C. Possible exceptions include samples submitted to laboratory within such a short time after sampling that cooling measures used in the field and during transport had insufficient time to achieve desired temperatures in the samples (see sample collection and sample receipt times) and samples where the temperature could not be measured due to sample submission in a manner precluding temperature measurement without impacting sample integrity (ex. in a bottle with no cooler).

Sample Bottles & Preservation

- Sample received in appropriate container(s) and appear to be appropriately preserved.
- Sample received in appropriate container(s). State of sample preservation unknown.
- Sample received in inappropriate container(s) and/or with unknown state of preservation.

J flag Discussion

A J flag data qualifier indicates (as required under TNRCC-TRRP reporting requirements) that the raw calculated analyte concentration in the sample (uncorrected for background levels/blanks and other potential sources of sampling and analytical contamination), though less than the Reported Quantitation Limit (RQL) is greater than the Detection Limit. Because the reported result is below the quantitation limit for this project/sample (or test procedure), GC/MS organics results may or MAY NOT have been verified as to the presence and relative ratio of target ions (eg. the material causing the J flag "fit" in such situations may be nothing more than background ion-fragment noise.)

Comments pertaining to Data Qualifiers and QC data:

Parameter	Qualif	Comment
Ethylbenzene	J	See J-flag discussion above.
m,p-Xylenes	J	See J-flag discussion above.

Notes:

Client: Environmental Plus, Inc.
 Attn: Pat McCasland
 Address: 1324 N. St. Po Box
 Eunice NM 88231
 Phone: (505) 394-3481 FAX: (505) 394-2601

Report#/Lab ID#: 120302 Report Date: 10/18/01
 Project ID: 2001-11098
 Sample Name: EQTG10201BH4-2
 Sample Matrix: soil
 Date Received: 10/05/2001 Time: 12:30
 Date Sampled: 10/02/2001 Time: 09:45

REPORT OF ANALYSIS

QUALITY ASSURANCE DATA¹

Parameter	Result	Units	RQL ⁵	Blank	Date	Method ⁶	Data Qual ⁷	Prec. ²	Recov. ³	CCV ⁴	LCS ⁴
TPH by GC (as diesel)	<5	mg/Kg	5	<5	10/09/01	8015 mod.	---	0.3	123.3	109.6	112.2
TPH by GC (as diesel-ext)	---	---	---	---	10/08/01	3540	---	---	---	---	---
TPH by GC (as gasoline)	<5	mg/Kg	5	<5	10/09/01	8015 mod.	---	4.2	104.8	104.5	95.1
Volatile organics-8260b/BHT-X	---	---	---	---	10/15/01	8260b	---	---	---	---	---
Benzene	<20	µg/Kg	20	<20	10/15/01	8260b	---	0	82.8	97.1	99.6
Ethylbenzene	<20	µg/Kg	20	<20	10/15/01	8260b	J	2.6	91.4	95.9	93.7
m,p-Xylenes	<20	µg/Kg	20	<20	10/15/01	8260b	J	3	80.4	83.9	83.9
o-Xylene	<20	µg/Kg	20	<20	10/15/01	8260b	---	0.9	88.3	97.1	97
Toluene	<20	µg/Kg	20	<20	10/15/01	8260b	---	2.2	85.9	99.6	104.3

This analytical report is respectfully submitted by AnalySys, Inc. The enclosed results have been carefully reviewed and, to the best of my knowledge, the analytical results are consistent with AnalySys, Inc.'s Quality Assurance/Quality Control Program. © Copyright 2000, AnalySys, Inc., Austin, TX. All rights reserved. No part of this publication may be reproduced or transmitted in any form or by any means without the express written consent of AnalySys, Inc.

Respectfully Submitted,
Richard Laster
 Richard Laster

1. Quality assurance data is for the sample batch which included this sample. 2. Precision (PREC) is the absolute value of the relative percent (%) difference between duplicate measurements. 3. Recovery (Recov.) is the percent (%) of analyte recovered from a spiked sample. 4. Calibration Verification (CCV) and Laboratory Control Sample (LCS) results are expressed as the percent (%) recovery of analyte from a known standard or matrix. 5. Reporting Quantitation Limits (RQL), typically at or above the Practical Quantitation Limit (PQL) of the analytical method. 6. Method numbers typically denote USEPA procedures. Less than (" $<$ ") values reflect nominal quantitation limits adjusted for any required dilutions. 7. Data Qualifiers are J = analyte potentially present between the PQL and the MDL. B = Analyte detected in associated method blank(s). S1 = MS and/or MSD recovery exceed advisory limits. S2 = Post digestion spike (PDS) recovery exceeds advisory limit. S3 = MS and/or MSD and PDS recoveries exceed advisory limits. P = Precision higher than advisory limit. M = Matrix interference.

66
444
66

Report#/Lab ID#: 120302
Sample Matrix: soil

Project ID: 2001-11098
Sample Name: EQTG10201BH4-2

Client: Environmental Plus, Inc.
Attn: Pat McCasland

REPORT OF SURROGATE RECOVERY

Surrogate Compound	Method	Recovery	Recovery Limit	Data Qualifiers
Nitrobenzene-d5	8015 mod.	109	50-150	---
p-Terphenyl	8015 mod.	113	50-150	---
1,2-Dichloroethane-d4	8260b	103	65-115	---
Toluene-d8	8260b	88.7	50-120	---

Data Qualifiers: D= Surrogates diluted and X= Surrogates outside advisory recovery limits.

Report #/Lab ID#: 120302 Matrix: soil
 Client: Environmental Plus, Inc. Attn: Pat McCasland
 Project ID: 2001-11098
 Sample Name: EQTG10201BH4-2

Sample Temperature/Condition <=6°C

The typical sample temperature criteria (except for metals by ICP, GFAA and AA and a very few other tests) is <= 6°C. Possible exceptions include samples submitted to laboratory within such a short time after sampling that cooling measures used in the field and during transport had insufficient time to achieve desired temperatures in the samples (see sample collection and sample receipt times) and samples where the temperature could not be measured due to sample submission in a manner precluding temperature measurement without impacting sample integrity (ex. in a bottle with no cooler).

Sample Bottles & Preservation

- Sample received in appropriate container(s) and appear to be appropriately preserved.
- Sample received in appropriate container(s). State of sample preservation unknown.
- Sample received in inappropriate container(s) and/or with unknown state of preservation.

J flag Discussion

A J flag data qualifier indicates (as required under TNRCC-TRRP reporting requirements) that the raw calculated analyte concentration in the sample (uncorrected for background levels/blanks and other potential sources of sampling and analytical contamination), though less than the Reported Quantitation Limit (RQL) is greater than the Detection Limit. Because the reported result is below the quantitation limit for this project/sample (or test procedure), GC/MS organics results may or MAY NOT have been verified as to the presence and relative ratio of target ions (eg. the material causing the J flag "hit" in such situations may be nothing more than background ion-fragment noise.)

Comments pertaining to Data Qualifiers and QC data:

Parameter	Qualif	Comment
Ethylbenzene	J	See J-flag discussion above.
m,p-Xylenes	J	See J-flag discussion above.

Notes:

Client: Environmental Plus, Inc.
 Attn: Pat McCasland
 Address: 1324 M. St Po Box
 Eunice NM 88231
 Phone: (505) 394-3481 FAX: (505) 394-2601

Report#/Lab ID#: 120303 Report Date: 10/18/01
 Project ID: 2001-11098
 Sample Name: EQTG10201BH4-5
 Sample Matrix: soil
 Date Received: 10/05/2001 Time: 12:30
 Date Sampled: 10/02/2001 Time: 10:05

REPORT OF ANALYSIS

QUALITY ASSURANCE DATA¹

Parameter	Result	Units	RQL ⁵	Blank	Date	Method ⁶	Data Qual ⁷	Prec. ²	Recov. ³	CCV ⁴	LCS ⁴
TPH by GC (as diesel)	<5	mg/Kg	5	<5	10/09/01	8015 mod.	---	0.3	123.3	109.6	112.2
TPH by GC (as diesel-ext)	---	---	---	---	10/08/01	3540	---	---	---	---	---
TPH by GC (as gasoline)	<5	mg/Kg	5	<5	10/09/01	8015 mod.	---	4.2	104.8	104.5	95.1
Volatile organics-8260b/BTEX	---	---	---	---	10/15/01	8260b	---	---	---	---	---
Benzene	<20	µg/Kg	20	<20	10/15/01	8260b	---	0	82.8	97.1	99.6
Ethylbenzene	<20	µg/Kg	20	<20	10/15/01	8260b	J	2.6	91.4	95.9	93.7
m,p-Xylenes	<20	µg/Kg	20	<20	10/15/01	8260b	J	3	80.4	83.9	83.9
o-Xylene	<20	µg/Kg	20	<20	10/15/01	8260b	---	0.9	88.3	97.1	97
Toluene	<20	µg/Kg	20	<20	10/15/01	8260b	---	2.2	85.9	99.6	104.3

This analytical report is respectfully submitted by AnalySys, Inc. The enclosed results have been carefully reviewed and, to the best of my knowledge, the analytical results are consistent with AnalySys, Inc.'s Quality Assurance/Quality Control Program. © Copyright 2000, AnalySys, Inc., Austin, TX. All rights reserved. No part of this publication may be reproduced or transmitted in any form or by any means without the express written consent of AnalySys, Inc.
 Respectfully Submitted,
Richard Lasler
 Richard Lasler

1. Quality assurance data is for the sample batch which included this sample. 2. Precision (PREC) is the absolute value of the relative percent (%) difference between duplicate measurements. 3. Recovery (Recov.) is the percent (%) of analyte recovered from a spiked sample. 4. Calibration Verification (CCV) and Laboratory Control Sample (LCS) results are expressed as the percent (%) recovery of analyte from a known standard or matrix. 5. Reporting Quantitation Limits (RQL), typically at or above the Practical Quantitation Limit (PQL) of the analytical method. 6. Method numbers typically denote USEPA procedures. Less than ("<") values reflect nominal quantitation limits adjusted for any required dilutions. 7. Data Qualifiers are J = MS and/or MSD recovery exceed advisory limits. S2 = Post digestion spike (PDS) recovery exceeds advisory limit. S3 = MS and/or MSD and/or PDS recoveries exceed advisory limits. P = Precision higher than advisory limit. M = Matrix interference.

Client: Environmental Plus, Inc.
Attn: Pat McCasland

Project ID: 2001-11098
Sample Name: EQTG10201BH4-5

Report#/Lab ID#: 120303
Sample Matrix: soil

REPORT OF SURROGATE RECOVERY

Surrogate Compound	Method	Recovery	Recovery Limit	Data Qualifiers
Nitrobenzene-d5	8015 mod.	114	50-150	---
p-Terphenyl	8015 mod.	116	50-150	---
1,2-Dichloroethane-d4	8260b	89.4	65-115	---
Toluene-d8	8260b	104	50-120	---

Data Qualifiers: D= Surrogates diluted and X= Surrogates outside advisory recovery limits.

Report #/Lab ID#: 120303 Matrix: soil
 Client: Environmental Plus, Inc. Attn: Pat McCasland
 Project ID: 2001-11098
 Sample Name: EQTG10201BH4-5

Sample Temperature/Condition <=6°C

The typical sample temperature criteria (except for metals by ICP, GFAA and AA and a very few other tests) is <= 6°C. Possible exceptions include samples submitted to laboratory within such a short time after sampling that cooling measures used in the field and during transport had insufficient time to achieve desired temperatures in the samples (see sample collection and sample receipt times) and samples where the temperature could not be measured due to sample submission in a manner precluding temperature measurement without impacting sample integrity (ex. in a bottle with no cooler).

Sample Bottles & Preservation

- Sample received in appropriate container(s) and appear to be appropriately preserved.
- Sample received in appropriate container(s). State of sample preservation unknown.
- Sample received in inappropriate container(s) and/or with unknown state of preservation.

J flag Discussion

A J flag data qualifier indicates (as required under TNRCC-TRRP reporting requirements) that the raw calculated analyte concentration in the sample (uncorrected for background levels/blanks and other potential sources of sampling and analytical contamination), though less than the Reported Quantitation Limit (RQL) is greater than the Detection Limit. Because the reported result is below the quantitation limit for this project/sample (or test procedure), GC/MS organics results may or MAY NOT have been verified as to the presence and relative ratio of target ions (eg. the material causing the J flag "hit" in such situations may be nothing more than background ion-fragment noise.)

Comments pertaining to Data Qualifiers and QC data:

Parameter	Qualif	Comment
Ethylbenzene	J	See J-flag discussion above.
m,p-Xylenes	J	See J-flag discussion above.

Notes:

Client: Environmental Plus, Inc.
 Attn: Pat McCasland
 Address: 1324 M. St. Po Box
 Eunice NM 88231
 Phone: (505) 394-3481 FAX: (505) 394-2601

Report#/Lab ID#: 120304 Report Date: 10/18/01
 Project ID: 2001-11098
 Sample Name: EQTG10201BH4-10
 Sample Matrix: soil
 Date Received: 10/05/2001 Time: 12:30
 Date Sampled: 10/02/2001 Time: 10:20

REPORT OF ANALYSIS

QUALITY ASSURANCE DATA¹

Parameter	Result	Units	RQL ⁵	Blank	Date	Method ⁶	Data Qual ⁷	Prec. ²	Recov. ³	CCV ⁴	LCS ⁴
TPH by GC (as diesel)	10.7	mg/Kg	5	<5	10/09/01	8015 mod.	---	0.3	123.3	109.6	112.2
TPH by GC (as diesel-ext)	---	---	---	---	10/08/01	3540	---	---	---	---	---
TPH by GC (as gasoline)	<5	mg/Kg	5	<5	10/09/01	8015 mod.	---	4.2	104.8	104.5	95.2
Volatile organics-8260b/BTEX	---	---	---	---	10/15/01	8260b	---	---	---	---	---
Benzene	<20	µg/Kg	20	<20	10/15/01	8260b	---	0	82.8	97.1	99.6
Ethylbenzene	<20	µg/Kg	20	<20	10/15/01	8260b	J	2.6	91.4	95.9	93.7
m,p-Xylenes	<20	µg/Kg	20	<20	10/15/01	8260b	J	3	80.4	83.9	83.9
o-Xylene	<20	µg/Kg	20	<20	10/15/01	8260b	---	0.9	88.3	97.1	97
Toluene	<20	µg/Kg	20	<20	10/15/01	8260b	---	2.2	85.9	99.6	104.3

This analytical report is respectfully submitted by AnalySys, Inc. The enclosed results have been carefully reviewed and, to the best of my knowledge, the analytical results are consistent with AnalySys, Inc.'s Quality Assurance/Quality Control Program. © Copyright 2000, AnalySys, Inc., Austin, TX. All rights reserved. No part of this publication may be reproduced or transmitted in any form or by any means without the express written consent of AnalySys, Inc.

Respectfully Submitted,

Richard Laster

Richard Laster

1. Quality assurance data is for the sample batch which included this sample. 2. Precision (PREC) is the absolute value of the relative percent (%) difference between duplicate measurements. 3. Recovery (Recov.) is the percent (%) of analyte recovered from a spiked sample. 4. Calibration Verification (CCV) and Laboratory Control Sample (LCS) results are expressed as the percent (%) recovery of analyte from a known standard or matrix. 5. Reporting Quantitation Limits (RQL), typically at or above the Practical Quantitation Limit (PQL) of the analytical method. 6. Method numbers typically denote USEPA procedures. Less than (" $<$ ") values reflect nominal quantitation limits adjusted for any required dilutions. 7. Data Qualifiers are J = analyte potentially present between the PQL and the MDL. B = Analyte detected in associated method blank(s). S1 =MS and/or MSD recovery exceed advisory limits. S2 =Post digestion spike (PDS) recovery exceeds advisory limit. S3 =MS and/or MSD and PDS recoveries exceed advisory limits. P =Precision higher than advisory limit. M =Matrix interference.



Client: Environmental Plus, Inc.
 Attn: Pat McCasland

Project ID: 2001-11098
 Sample Name: EQTG10201BH4-10

Report#/Lab ID#: 120304
 Sample Matrix: soil

REPORT OF SURROGATE RECOVERY

Surrogate Compound	Method	Recovery	Recovery Limit	Data Qualifiers
Nitrobenzene-d5	8015 mod.	118	50-150	---
p-Terphenyl	8015 mod.	78.1	50-150	---
1,2-Dichloroethane-d4	8260b	95.6	65-115	---
Toluene-d8	8260b	99	50-120	---

Data Qualifiers: D= Surrogates diluted and X= Surrogates outside advisory recovery limits.

Report #/Lab ID#: 120304 Matrix: soil
 Client: Environmental Plus, Inc. Attn: Pat McCasland
 Project ID: 2001-11098
 Sample Name: EQTG10201BH4-10

Sample Temperature/Condition <=6°C

The typical sample temperature criteria (except for metals by ICP, GFAA and AA and a very few other tests) is <= 6°C. Possible exceptions include samples submitted to laboratory within such a short time after sampling that cooling measures used in the field and during transport had insufficient time to achieve desired temperatures in the samples (see sample collection and sample receipt times) and samples where the temperature could not be measured due to sample submission in a manner precluding temperature measurement without impacting sample integrity (ex. in a bottle with no cooler).

Sample Bottles & Preservation

- Sample received in appropriate container(s) and appear to be appropriately preserved.
- Sample received in appropriate container(s). State of sample preservation unknown.
- Sample received in inappropriate container(s) and/or with unknown state of preservation.

J flag Discussion

A J flag data qualifier indicates (as required under TNRCC-TRRP reporting requirements) that the raw calculated analyte concentration in the sample (uncorrected for background levels/blanks and other potential sources of sampling and analytical contamination), though less than the Reported Quantitation Limit (RQL) is greater than the Detection Limit. Because the reported result is below the quantitation limit for this project/sample (or test procedure), GC/MS organics results may or MAY NOT have been verified as to the presence and relative ratio of target ions (eg. the material causing the J flag "hit" in such situations may be nothing more than background ion-fragment noise.)

Comments pertaining to Data Qualifiers and QC data:

Parameter	Qualif	Comment
Ethylbenzene	J	See J-flag discussion above.
m,p-Xylenes	J	See J-flag discussion above.

Notes:

Client: Environmental Plus, Inc.
Attn: Pat McCasland

Project ID: 2001-11098
Sample Name: EQTG10201BH4-15

Report#/Lab ID#: 120305
Sample Matrix: soil

REPORT OF SURROGATE RECOVERY

Surrogate Compound	Method	Recovery	Recovery Limit	Data Qualifiers
Nitrobenzene-d5	8015 mod.	110	50-150	---
p-Terphenyl	8015 mod.	106	50-150	---
1,2-Dichloroethane-d4	8260b	79.2	65-115	---
Toluene-d8	8260b	93.8	50-120	---

Data Qualifiers: D= Surrogates diluted and X= Surrogates outside advisory recovery limits.

Report #/Lab ID#: 120305 Matrix: soil
 Client: Environmental Plus, Inc. Attn: Pat McCasland
 Project ID: 2001-11098
 Sample Name: EQTG10201BH4-15

Sample Temperature/Condition <=6°C

The typical sample temperature criteria (except for metals by ICP, GFAA and AA and a very few other tests) is <= 6°C. Possible exceptions include samples submitted to laboratory within such a short time after sampling that cooling measures used in the field and during transport had insufficient time to achieve desired temperatures in the samples (see sample collection and sample receipt times) and samples where the temperature could not be measured due to sample submission in a manner precluding temperature measurement without impacting sample integrity (ex. in a bottle with no cooler).

Sample Bottles & Preservation

- Sample received in appropriate container(s) and appear to be appropriately preserved.
- Sample received in appropriate container(s). State of sample preservation unknown.
- Sample received in inappropriate container(s) and/or with unknown state of preservation.

J flag Discussion

A J flag data qualifier indicates (as required under TNRCC-TRRP reporting requirements) that the raw calculated analyte concentration in the sample (uncorrected for background levels/blanks and other potential sources of sampling and analytical contamination), though less than the Reported Quantitation Limit (RQL) is greater than the Detection Limit. Because the reported result is below the quantitation limit for this project/sample (or test procedure), GC/MS organics results may or MAY NOT have been verified as to the presence and relative ratio of target ions (eg. the material causing the J flag "hit" in such situations may be nothing more than background ion-fragment noise.)

Comments pertaining to Data Qualifiers and QC data:

Parameter	Qualif	Comment
Ethylbenzene	J	See J-flag discussion above.
m-p-Xylenes	J	See J-flag discussion above.

Notes:

Client: Environmental Plus, Inc.
 Attn: Pat McCasland
 Address: 1324 M.SiPo Box
 Eunice NM 88231
 Phone: (505) 394-3481 FAX: (505) 394-2601

Report#/Lab ID#: 120306 Report Date: 10/18/01
 Project ID: 2001-11098
 Sample Name: EQTG10201BH5-2
 Sample Matrix: soil
 Date Received: 10/05/2001 Time: 12:30
 Date Sampled: 10/02/2001 Time: 10:55

REPORT OF ANALYSIS

Parameter	Result	Units	RQL ⁵	Blank	Date	Method ⁶	Data Qual ⁷	Prec. ²	Recov. ³	CCV ⁴	LCS ⁴
TPH by GC (as diesel)	27600	mg/Kg	500	<500	10/10/01	8015 mod.	---	0.3	123.3	109.6	112.2
TPH by GC (as diesel-ext)	---	---	---	---	10/08/01	3540	---	---	---	---	---
TPH by GC (as gasoline)	13300	mg/Kg	500	<500	10/10/01	8015 mod.	---	4.2	104.8	104.5	95.1
Volatile organics-8260b/BTEX	---	---	---	---	10/16/01	8260b	---	---	---	---	---
Benzene	69200	µg/Kg	1000	<1000	10/16/01	8260b	---	0	82.8	97.1	99.6
Ethylbenzene	131000	µg/Kg	1000	<1000	10/16/01	8260b	---	2.6	91.4	95.9	93.7
m,p-Xylenes	158000	µg/Kg	1000	<1000	10/16/01	8260b	---	3	80.4	83.9	83.9
o-Xylene	79100	µg/Kg	1000	<1000	10/16/01	8260b	---	0.9	88.3	97.1	97
Toluene	279000	µg/Kg	1000	<1000	10/16/01	8260b	---	2.2	85.9	99.6	104.3

QUALITY ASSURANCE DATA¹

1. Quality assurance data is for the sample batch which included this sample. 2. Precision (PREC) is the absolute value of the relative percent (%) difference between duplicate measurements. 3. Recovery (Recov.) is the percent (%) of analyte recovered from a spiked sample. 4. Calibration Verification (CCV) and Laboratory Control Sample (LCS) results are expressed as the percent (%) recovery of analyte from a known standard or matrix. 5. Reporting Quantitation Limits (RQL), typically at or above the Practical Quantitation Limit (PQL) of the analytical method. 6. Method numbers typically denote USEPA procedures. Less than (" $<$ ") values reflect nominal quantitation limits adjusted for any required dilutions. 7. Data Qualifiers are J = analyte potentially present between the PQL and the MDL, B = Analyte detected in associated method blank(s). S1 = MS and/or MSD recovery exceed advisory limits. S2 = Post digestion spike (PDS) recovery exceeds advisory limit. S3 = MS and/or MSD and PDS recoveries exceed advisory limits. P = Precision higher than advisory limit. M = Matrix interference.

This analytical report is respectfully submitted by AnalySys, Inc. The enclosed results have been carefully reviewed and, to the best of my knowledge, the analytical results are consistent with AnalySys, Inc.'s Quality Assurance/Quality Control Program. © Copyright 2000, AnalySys, Inc., Austin, TX. All rights reserved. No part of this publication may be reproduced or transmitted in any form or by any means without the express written consent of AnalySys, Inc.

Respectfully Submitted,
Richard Laster
 Richard Laster

Client: Environmental Plus, Inc.
Attn: Pat McCasland

Project ID: 2001-11098
Sample Name: EQTG10201BH5-2

Report#/Lab ID#: 120306
Sample Matrix: soil

REPORT OF SURROGATE RECOVERY

Surrogate Compound	Method	Recovery	Recovery Limit	Data Qualifiers
Nitrobenzene-d5	8015 mod.	none/diluted	diluted @ 100X	D
p-Terphenyl	8015 mod.	none/diluted	diluted @ 100X	D
1,2-Dichloroethane-d4	8260b	none/diluted	diluted @ 50X	D
Toluene-d8	8260b	none/diluted	diluted @ 50X	D

Data Qualifiers: D= Surrogates diluted and X= Surrogates outside advisory recovery limits.

Report #/Lab ID#: 120306 Matrix: soil
 Client: Environmental Plus, Inc.
 Project ID: 2001-11098
 Sample Name: EQTG10201BH5-2

Attn: Pat McCasland

Sample Temperature/Condition <=6°C

The typical sample temperature criteria (except for metals by ICP, CFAA and AA and a very few other tests) is <= 6°C. Possible exceptions include samples submitted to laboratory within such a short time after sampling that cooling measures used in the field and during transport had insufficient time to achieve desired temperatures in the samples (see sample collection and sample receipt times) and samples where the temperature could not be measured (due to sample submission in a manner precluding temperature measurement without impacting sample integrity (ex. in a bottle with no cooler)).

Sample Bottles & Preservation

- Sample received in appropriate container(s) and appear to be appropriately preserved.
- Sample received in appropriate container(s). State of sample preservation unknown.
- Sample received in inappropriate container(s) and/or with unknown state of preservation.

J flag Discussion

A J flag data qualifier indicates (as required under TNRCC-TRRP reporting requirements) that the raw calculated analyte concentration in the sample (uncorrected for background levels/blanks and other potential sources of sampling and analytical contamination), though less than the Reported Quantitation Limit (RQL) is greater than the Detection Limit. Because the reported result is below the quantitation limit for this project/sample (or test procedure), GC/MS organics results may or MAY NOT have been verified as to the presence and relative ratio of target ions (eg. the material causing the J flag "hit" in such situations may be nothing more than background ion-fragment noise.)

Comments pertaining to Data Qualifiers and QC data:

Parameter	Qualif	Comment
1,2-Dichloroethane-d4	D	Sample diluted to assure quantitation within calibration range or due to Matrix interferences or other matrix effects (eg. high non-target organic levels). Surrogate recoveries not accurately quantifiable.
1,2-Dichloroethane-d4	D	Sample diluted to assure quantitation within calibration range or due to Matrix interferences or other matrix effects (eg. high non-target organic levels). Surrogate recoveries not accurately quantifiable.
Nitrobenzene-d5	D	Sample diluted to assure quantitation within calibration range or due to Matrix interferences or other matrix effects (eg. high non-target organic levels). Surrogate recoveries not accurately quantifiable.
Nitrobenzene-d5	D	Sample diluted to assure quantitation within calibration range or due to Matrix interferences or other matrix effects (eg. high non-target organic levels). Surrogate recoveries not accurately quantifiable.
p-Terphenyl	D	Sample diluted to assure quantitation within calibration range or due to Matrix interferences or other matrix effects (eg. high non-target organic levels). Surrogate recoveries not accurately quantifiable.
p-Terphenyl	D	Sample diluted to assure quantitation within calibration range or due to Matrix interferences or other matrix effects (eg. high non-target organic levels). Surrogate recoveries not accurately quantifiable.
Toluene-d8	D	Sample diluted to assure quantitation within calibration range or due to Matrix interferences or other matrix effects (eg. high non-target organic levels). Surrogate recoveries not accurately quantifiable.
Toluene-d8	D	Sample diluted to assure quantitation within calibration range or due to Matrix interferences or other matrix effects (eg. high non-target organic levels). Surrogate recoveries not accurately quantifiable.

Notes:

Client: Environmental Plus, Inc.
 Attn: Pat McCasland
 Address: 1324 M. St. Po Box
 Eunice NM 88231
 Phone: (505) 394-3481 FAX: (505) 394-2601

Report#/Lab ID#: 120307 Report Date: 10/18/01
 Project ID: 2001-11098
 Sample Name: EQTG10201BH5-5
 Sample Matrix: soil
 Date Received: 10/05/2001 Time: 12:30
 Date Sampled: 10/02/2001 Time: 11:10

REPORT OF ANALYSIS

QUALITY ASSURANCE DATA

Parameter	Result	Units	RQL ⁵	Blank	Date	Method ⁶	Data Qual ⁷	Prec. ²	Recov. ³	CCV ⁴	LCS ⁴
TPH by GC (as diesel)	1990	mg/Kg	50	<50	10/10/01	8015 mod.	---	0.3	123.3	109.6	112.2
TPH by GC (as diesel-ext)	---	---	---	---	10/08/01	3540	---	---	---	---	---
TPH by GC (as gasoline)	516	mg/Kg	5	<5	10/09/01	8015 mod.	---	4.2	104.8	104.5	95.5
Volatile organics-8260b/BTEX	---	---	---	---	10/15/01	8260b	---	---	---	---	---
Benzene	<20	µg/Kg	20	<20	10/15/01	8260b	---	0	82.8	97.1	99.6
Ethylbenzene	955	µg/Kg	20	<20	10/15/01	8260b	---	2.6	91.4	95.9	93.7
m,p-Xylenes	1680	µg/Kg	20	<20	10/15/01	8260b	---	3	80.4	83.9	83.9
o-Xylene	1030	µg/Kg	20	<20	10/15/01	8260b	---	0.9	88.3	97.1	97
Toluene	83.4	µg/Kg	20	<20	10/15/01	8260b	---	2.2	85.9	99.6	104.3

This analytical report is respectfully submitted by AnalySys, Inc. The enclosed results have been carefully reviewed and, to the best of my knowledge, the analytical results are consistent with AnalySys, Inc.'s Quality Assurance/Quality Control Program. © Copyright 2000, AnalySys, Inc., Austin, TX. All rights reserved. No part of this publication may be reproduced or transmitted in any form or by any means without the express written consent of AnalySys, Inc.

Respectfully Submitted,

Richard Laster

Richard Laster

1. Quality assurance data is for the sample batch which included this sample. 2. Precision (PREC) is the absolute value of the relative percent (%) difference between duplicate measurements. 3. Recovery (Recov.) is the percent (%) of analyte recovered from a spiked sample. 4. Calibration Verification (CCV) and Laboratory Control Sample (LCS) results are expressed as the percent (%) recovery of analyte from a known standard or matrix. 5. Reporting Quantitation Limits (RQL), typically at or above the Practical Quantitation Limit (PQL) of the analytical method. 6. Method numbers typically denote USEPA procedures. Less than (" $<$ ") values reflect nominal quantitation limits adjusted for any required dilutions. 7. Data Qualifiers are J = analyte potentially present between the PQL and the MDL, B = Analyte detected in associated method blank(s), S1 = MS and/or MSD recovery exceed advisory limits, S2 = Post digestion spike (PDS) recovery exceeds advisory limit, S3 = MS and/or MSD and PDS recoveries exceed advisory limits, P = Precision high (greater than) advisory limit, M = Matrix interference.

Client: Environmental Plus, Inc.
Attn: Pat McCasland

Project ID: 2001-11098
Sample Name: EQTG10201BH5-5

Report#/Lab ID#: 120307
Sample Matrix: soil

REPORT OF SURROGATE RECOVERY

Surrogate Compound	Method	Recovery	Recovery Limit	Data Qualifiers
m-Nitrobenzene-d5	8015 mod.	141	50-150	---
p-Tolophenyl	8015 mod.	147	50-150	---
1,2-Dichloroethane-d4	8260b	83.2	65-115	---
Toluene-d8	8260b	91.8	50-120	---

Data Qualifiers: D= Surrogates diluted and X= Surrogates outside advisory recovery limits.

Client: Environmental Plus, Inc.
 Attn: Pat McCasland
 Address: 1324 M.SiPo Box
 Eunice NM 88231
 Phone: (505) 394-3481 FAX: (505) 394-2601

Report#/Lab ID#: 120308 Report Date: 10/18/01
 Project ID: 2001-11098
 Sample Name: EQTG10201BH5-10
 Sample Matrix: soil
 Date Received: 10/05/2001 Time: 12:30
 Date Sampled: 10/02/2001 Time: 11:25

REPORT OF ANALYSIS

QUALITY ASSURANCE DATA

Parameter	Result	Units	RQL ⁵	Blank	Date	Method ⁶	Data Qual ⁷	Prec. ²	Recov. ³	CCV ⁴	LCS ⁴
TPH by GC (as diesel)	32.6	mg/Kg	5	<5	10/09/01	8015 mod.	---	0.3	123.3	109.6	112.2
TPH by GC (as diesel-ext)	---	---	---	---	10/08/01	3540	---	---	---	---	---
TPH by GC (as gasoline)	15.5	mg/Kg	5	<5	10/09/01	8015 mod.	---	4.2	104.8	104.5	95.0
Volatile organics-8260b/BTEX	---	---	---	---	10/15/01	8260b	---	---	---	---	---
Benzene	<20	µg/Kg	20	<20	10/15/01	8260b	---	0	82.8	97.1	99.6
Ethylbenzene	<20	µg/Kg	20	<20	10/15/01	8260b	J	2.6	91.4	95.9	93.7
m,p-Xylenes	<20	µg/Kg	20	<20	10/15/01	8260b	J	3	80.4	83.9	83.9
o-Xylene	<20	µg/Kg	20	<20	10/15/01	8260b	---	0.9	88.3	97.1	97
Toluene	<20	µg/Kg	20	<20	10/15/01	8260b	---	2.2	85.9	99.6	104.3

This analytical report is respectfully submitted by AnalySys, Inc. The enclosed results have been carefully reviewed and, to the best of my knowledge, the analytical results are consistent with AnalySys, Inc.'s Quality Assurance/Quality Control Program. © Copyright 2000, AnalySys, Inc., Austin, TX. All rights reserved. No part of this publication may be reproduced or transmitted in any form or by any means without the express written consent of AnalySys, Inc.
 Respectfully Submitted,
Richard Laster
 Richard Laster

1. Quality assurance data is for the sample batch which included this sample. 2. Precision (PREC) is the absolute value of the relative percent (%) difference between duplicate measurements. 3. Recovery (Recov.) is the percent (%) of analyte recovered from a spiked sample. 4. Calibration Verification (CCV) and Laboratory Control Sample (LCS) results are expressed as the percent (%) recovery of analyte from a known standard or matrix. 5. Reporting Quantitation Limits (RQL), typically at or above the Practical Quantitation Limit (PQL) of the analytical method. 6. Method numbers typically denote USEPA procedures. Less than (" $<$ ") values reflect nominal quantitation limits adjusted for any required dilutions. 7. Data Qualifiers are J = analyte potentially present between the PQL and the MDL, B = Analyte detected in associated method blank(s). S1 =MS and/or MSD recovery exceed advisory limits. S2 =Post digestion spike (PDS) recovery exceeds advisory limit. S3 =MS and/or MSD and/or PDS recoveries exceed advisory limits. P =Precision higher than advisory limit. M =Matrix interference.

Report#/Lab ID#: 120308
Sample Matrix: soil

Project ID: 2001-11098
Sample Name: EQTG10201BH5-10

Client: Environmental Plus, Inc.
Attn: Pat McCasland

REPORT OF SURROGATE RECOVERY

Surrogate Compound	Method	Recovery	Recovery Limit	Data Qualifiers
Nitrobenzene-d5	8015 mod.	100	50-150	---
p-Terphenyl	8015 mod.	91.6	50-150	---
1,2-Dichloroethane-d4	8260b	102	65-115	---
Toluene-d8	8260b	92.8	50-120	---

Data Qualifiers: D= Surrogates diluted and X= Surrogates outside advisory recovery limits.

Report #/Lab ID#: 120308 Matrix: soil
 Client: Environmental Plus, Inc.
 Project ID: 2001-11098
 Sample Name: EQTG10201BH5-10

Attn: Pat McCasland

Sample Temperature/Condition <=6°C

The typical sample temperature criteria (except for metals by ICP, GFAA and AA and a very few other tests) is <= 6°C. Possible exceptions include samples submitted to laboratory within such a short time after sampling that cooling measures used in the field and during transport had insufficient time to achieve desired temperatures in the samples (see sample collection and sample receipt times) and samples where the temperature could not be measured due to sample submission in a manner precluding temperature measurement without impacting sample integrity (ex. in a bottle with no cooler).

Sample Bottles & Preservation

- Sample received in appropriate container(s) and appear to be appropriately preserved.
- Sample received in appropriate container(s). State of sample preservation unknown.
- Sample received in inappropriate container(s) and/or with unknown state of preservation.

J Flag Discussion

A J flag data qualifier indicates (as required under TNRCC-TRRP reporting requirements) that the raw calculated analyte concentration in the sample (uncorrected for background levels/blanks and other potential sources of sampling and analytical contamination), though less than the Reported Quantitation Limit (RQL) is greater than the Detection Limit. Because the reported result is below the quantitation limit for this project/sample (or test procedure), GC/MS organics results may or MAY NOT have been verified as to the presence and relative ratio of target ions (eg. the material causing the J flag "hit" in such situations may be nothing more than background ion-fragment noise.)

Comments pertaining to Data Qualifiers and QC data:

Parameter	Qualifier	Comment
Ethylbenzene	J	See J-flag discussion above.
m,p-Xylenes	J	See J-flag discussion above.

Notes:

Client: Environmental Plus, Inc.
Attn: Pat McCasland
Address: 1324 M. St Po Box
 Eunice NM 88231
Phone: (505) 394-3481 **FAX:** (505) 394-2601

Report#/Lab ID#: 120309 **Report Date:** 10/18/01
Project ID: 2001-11098
Sample Name: EQTG10201BII5-15
Sample Matrix: soil
Date Received: 10/05/2001 **Time:** 17:30
Date Sampled: 10/02/2001 **Time:** 11:40

REPORT OF ANALYSIS

QUALITY ASSURANCE DATA¹

Parameter	Result	Units	RQL ⁵	Blank	Date	Method ⁶	Data Qual ⁷	Prec. ²	Recov. ³	CCV ⁴	LCS ⁴
TPH by GC (as diesel)	511	mg/Kg	5	<5	10/09/01	8015 mod.	---	0.3	123.3	109.6	112.2
TPH by GC (as diesel-ext)	---	---	---	---	10/08/01	3540	---	---	---	---	---
TPH by GC (as gasoline)	64.3	mg/Kg	5	<5	10/09/01	8015 mod.	---	4.2	104.8	104.5	95.1
Volatile organics-8260b/BTEX	---	---	---	---	10/16/01	8260b	---	---	---	---	---
Benzene	<20	µg/Kg	20	<20	10/16/01	8260b	---	0	82.8	97.1	99.6
Ethylbenzene	26.6	µg/Kg	20	<20	10/16/01	8260b	---	2.6	91.4	95.9	93.7
m,p-Xylenes	47.9	µg/Kg	20	<20	10/16/01	8260b	---	3	80.4	83.9	83.9
o-Xylene	28.8	µg/Kg	20	<20	10/16/01	8260b	---	0.9	88.3	97.1	97
Toluene	<20	µg/Kg	20	<20	10/16/01	8260b	---	2.2	85.9	99.6	104.3

This analytical report is respectfully submitted by AnalySys, Inc. The enclosed results have been carefully reviewed and, to the best of my knowledge, the analytical results are consistent with AnalySys, Inc.'s Quality Assurance/Quality Control Program. © Copyright 2000, AnalySys, Inc., Austin, TX. All rights reserved. No part of this publication may be reproduced or transmitted in any form or by any means without the express written consent of AnalySys, Inc.
 Respectfully Submitted,
Richard Laister
 Richard Laister

1. Quality assurance data is for the sample batch which included this sample. 2. Precision (PREC) is the absolute value of the relative percent (%) difference between duplicate measurements. 3. Recovery (Recov.) is the percent (%) of analyte recovered from a spiked sample. 4. Calibration Verification (CCV) and Laboratory Control Sample (LCS) results are expressed as the percent (%) recovery of analyte from a known standard or matrix. 5. Reporting Quantitation Limits (RQL), typically at or above the Practical Quantitation Limit (PQL) of the analytical method. 6. Method numbers typically denote USEPA procedures. Less than (" $<$ ") values reflect nominal quantitation limits adjusted for any required dilutions. 7. Data Qualifiers are J = analyte potentially present between the PQL and the MDL. B = Analyte detected in associated method blank(s). S1 =MS and/or MSD recovery exceed advisory limits. S2 =Post digestion spike (PDS) recovery exceeds advisory limit. S3 =MS and/or MSD and/or PDS recoveries exceed advisory limits. P =Precision higher than advisory limit. M =Matrix interference.

Client: Environmental Plus, Inc.
Attn: Pat McCasland

Project ID: 2001-11098
Sample Name: EQTG10201BH5-15

Report#/Lab ID#: 120309
Sample Matrix: soil

REPORT OF SURROGATE RECOVERY

Surrogate Compound	Method	Recovery	Recovery Limit	Data Qualifiers
Nitrobenzene-d5	8015 mod	146	50-150	---
p-Terphenyl	8015 mod.	121	50-150	---
1,2-Dichloroethane-d4	8260b	96.6	65-115	---
Toluene-d8	8260b	97.9	50-120	---

Data Qualifiers: D= Surrogates diluted and X= Surrogates outside advisory recovery limits.

Client: Environmental Plus, Inc.
 Attn: Pat McCasland
 Address: 1324 M.St. Po Box
 Eunice NM 88231
 Phone: (505) 294-3481 FAX: (505) 391-2601

Report#/Lab ID#: 120323 Report Date: 10/18/01
 Project ID: 2001-11098
 Sample Name: EQTG10301BH6-2
 Sample Matrix: soil
 Date Received: 10/05/2001 Time: 12:30
 Date Sampled: 10/03/2001 Time: 02:00

REPORT OF ANALYSIS

QUALITY ASSURANCE DATA¹

Parameter	Result	Units	RQL ⁵	Blank	Date	Method ⁶	Data Qual ⁷	Recov. ³	CCV ⁴	LCS ⁴
TPH by GC (as diesel)	6690	mg/Kg	50	<50	10/11/01	8015 mod.	---	109.6	111.5	81.3
TPH by GC (as diesel+ext)	---	---	---	---	10/09/01	3540	---	---	---	---
TPH by GC (as gasoline)	1880	mg/Kg	50	<50	10/11/01	8015 mod.	---	99.8	105.2	76.3
Volatile organics-8260b/BTEX	---	---	---	---	10/17/01	8260b	---	---	---	---
Benzene	<20	µg/Kg	20	<20	10/17/01	8260b	---	88.4	109.2	108.1
Ethylbenzene	260	µg/Kg	20	<20	10/17/01	8260b	---	105	105.2	102.5
m,p-Xylenes	447	µg/Kg	20	<20	10/17/01	8260b	---	103.4	104.4	101.8
o-Xylene	256	µg/Kg	20	<20	10/17/01	8260b	---	101.7	104.9	103.1
Toluene	27.3	µg/Kg	20	<20	10/17/01	8260b	---	88.3	110	109.8

This analytical report is respectfully submitted by AnalySys, Inc. The enclosed results have been carefully reviewed and, to the best of my knowledge, the analytical results are consistent with AnalySys, Inc.'s Quality Assurance/Quality Control Program. © Copyright 2000, AnalySys, Inc., Austin, TX. All rights reserved. No part of this publication may be reproduced or transmitted in any form or by any means without the express written consent of AnalySys, Inc.
 Respectfully Submitted,
Richard Laster
 Richard Laster

1. Quality assurance data is for the sample batch which included this sample. 2. Precision (PREC) is the absolute value of the relative percent (%) difference between duplicate measurements. 3. Recovery (Recov.) is the percent (%) of analyte recovered from a spiked sample. 4. Calibration Verification (CCV) and Laboratory Control Sample (LCS) results are expressed as the percent (%) recovery of analyte from a known standard or matrix. 5. Reporting Quantitation Limits (RQL), typically at or above the Practical Quantitation Limit (PQL) of the analytical method. 6. Method numbers typically denote USEPA procedures. Less than (" $<$ ") values reflect nominal quantitation limits adjusted for any required dilutions. 7. Data Qualifiers are J = analyte potentially present between the PQL and the MDL, B = Analyte detected in associated method blank(s), S1 =MS and/or MSD recovery exceed advisory limits, S2 =Post digestion spike (PDS) recovery exceeds advisory limit, S3 =MS and/or MSD and PDS recoveries exceed advisory limits, P =Precision higher than advisory limit, M =Matrix interference.

Client: Environmental Plus, Inc.
Attn: Pat McCasland

Project ID: 2001-11098
Sample Name: EQTG10301BH6-2

Report#/Lab ID#: 120323
Sample Matrix: soil

REPORT OF SURROGATE RECOVERY

Surrogate Compound	Method	Recovery	Recovery Limit	Data Qualifiers
Nitrobenzene-d5	8015 mod.	none/diluted	diluted @ 10X	D
p Terphenyl	8015 mod.	none/diluted	diluted @ 10X	D
1,2-Dichloroethane-d4	8260b	84.9	65-115	---
Toluene-d8	8260b	93.7	50-120	---

Data Qualifiers: D= Surrogates diluted and X= Surrogates outside advisory recovery limits.

Report #/Lab ID#: 120323 Matrix: soil
Client: Environmental Plus, Inc.
Project ID: 2001-11098
Sample Name: EQTG10301BH6-2

Attn: Pat McCasland

Sample Temperature/Condition <=6°C

The typical sample temperature criteria (except for metals by ICP, GFAA and AA and a very few other tests) is <= 6°C. Possible exceptions include samples submitted to laboratory within such a short time after sampling that cooling measures used in the field and during transport had insufficient time to achieve desired temperatures in the samples (see sample collection and sample receipt times) and samples where the temperature could not be measured due to sample submission in a manner precluding temperature measurement without impacting sample integrity (ex. in a bottle with no cooler).

Sample Bottles & Preservation

- Sample received in appropriate container(s) and appear to be appropriately preserved.
- Sample received in appropriate container(s). State of sample preservation unknown.
- Sample received in inappropriate container(s) and/or with unknown state of preservation.

J flag Discussion

A J flag data qualifier indicates (as required under TNRCC-TRRP reporting requirements) that the raw calculated analyte concentration in the sample (uncorrected for background levels/blanks and other potential sources of sampling and analytical contamination), though less than the Reported Quantitation Limit (RQL) is greater than the Detection Limit. Because the reported result is below the quantitation limit for this project/sample (or test procedure), GC/MS organics results may or MAY NOT have been verified as to the presence and relative ratio of target ions (eg. the material causing the J flag "hit" in such situations may be nothing more than background ion-fragment noise.)

Comments pertaining to Data Qualifiers and QC data:

Parameter	Qualif	Comment
Nitrobenzene-d5	D	Sample diluted to assure quantitation within calibration range or due to Matrix interferences or other matrix effects (eg. high non-target organic levels). Surrogate recoveries not accurately quantifiable.
Nitrobenzene-d5	D	Sample diluted to assure quantitation within calibration range or due to Matrix interferences or other matrix effects (eg. high non-target organic levels). Surrogate recoveries not accurately quantifiable.
p- Terphenyl	D	Sample diluted to assure quantitation within calibration range or due to Matrix interferences or other matrix effects (eg. high non-target organic levels). Surrogate recoveries not accurately quantifiable.
p- Terphenyl	D	Sample diluted to assure quantitation within calibration range or due to Matrix interferences or other matrix effects (eg. high non-target organic levels). Surrogate recoveries not accurately quantifiable.

Notes:

Client: Environmental Plus, Inc.
 Attn: Pat McCasland
 Address: 1324 M.S.(Po) Box
 Eunice NM 88231
 Phone: (505) 394-3481 FAX: (505) 394-2601

Report#/Lab ID#: 120324 Report Date: 10/18/01
 Project ID: 2001-11098
 Sample Name: EQTG1030IBH6-5
 Sample Matrix: soil
 Date Received: 10/05/2001 Time: 12:30
 Date Sampled: 10/03/2001 Time: 02:10

REPORT OF ANALYSIS

QUALITY ASSURANCE DATA

Parameter	Result	Units	RQL ⁵	Blank	Date	Method ⁶	Data Qual ⁷	Prec. ²	Recov. ³	CCV ⁴	LCS ⁴
TPH by GC (as diesel)	369	mg/Kg	5	<5	10/10/01	8015 mod.	---	7.7	109.6	111.5	81.3
TPH by GC (as diesel-ext)	---	---	---	---	10/09/01	3540	---	---	---	---	---
TPH by GC (as gasoline)	69.9	mg/Kg	5	<5	10/10/01	8015 mod.	---	7.9	99.8	105.2	76.2
Volatile organics-8260b/BTEX	---	---	---	---	10/17/01	8260b	---	---	---	---	---
Benzene	<20	µg/Kg	20	<20	10/17/01	8260b	---	12.8	88.4	109.2	108.1
Ethylbenzene	245	µg/Kg	20	<20	10/17/01	8260b	---	2.3	105	105.2	102.5
m,p-Xylenes	422	µg/Kg	20	<20	10/17/01	8260b	---	1.8	103.4	104.4	101.8
o-Xylene	240	µg/Kg	20	<20	10/17/01	8260b	---	1.9	101.7	104.9	103.1
Toluene	47.4	µg/Kg	20	<20	10/17/01	8260b	---	13.8	88.3	110	109.8

This analytical report is respectfully submitted by AnalySys, Inc. The enclosed results have been carefully reviewed and, to the best of my knowledge, the analytical results are consistent with AnalySys, Inc.'s Quality Assurance/Quality Control Program. © Copyright 2000, AnalySys, Inc., Austin, TX. All rights reserved. No part of this publication may be reproduced or transmitted in any form or by any means without the express written consent of AnalySys, Inc.
 Respectfully Submitted,
Richard Laster
 Richard Laster

1. Quality assurance data is for the sample batch which included this sample. 2. Precision (PREC) is the absolute value of the relative percent (%) difference between duplicate measurements. 3. Recovery (Recov.) is the percent (%) of analyte recovered from a spiked sample. 4. Calibration Verification (CCV) and Laboratory Control Sample (LCS) results are expressed as the percent (%) recovery of analyte from a known standard or matrix. 5. Reporting Quantitation Limits (RQL), typically at or above the Practical Quantitation Limit (PQL) of the analytical method. 6. Method numbers typically denote USEPA procedures. Less than (" $<$ ") values reflect nominal quantitation limits adjusted for any required dilutions. 7. Data Qualifiers are: 1 = analyte potentially present between the PQL and the MDL, B = Analyte detected in associated method blank(s). S1 =MS and/or MSD recovery exceed advisory limits. S2 =Post digestion spike (PDS) recovery exceeds advisory limit. S3 =MS and/or MSD and PDS recoveries exceed advisory limits. P =Precision higher than advisory limit. M =Matrix interference.

Client: Environmental Plus, Inc.
Attn: Pat McCasland

Project ID: 2001-11098
Sample Name: EQTG10301BH6-5

Report#/Lab ID#: 120324
Sample Matrix: soil

REPORT OF SURROGATE RECOVERY

Surrogate Compound	Method	Recovery	Recovery Limit	Data	Qualifiers
Nitrobenzene-d5	8015 mod.	138	50-150		---
p-Terphenyl	8015 mod.	60.9	50-150		---
1,2-Dichloroethane-d4	8260b	93.3	65-115		---
Toluene-d8	8260b	84.3	50-120		---

Data Qualifiers: D= Surrogates diluted and X= Surrogates outside advisory recovery limits.

Client: Environmental Plus, Inc.
Attn: Pat McCasland
Address: 1324 M.St Po Box
 Eunice NM 88231
Phone: (505) 394-3481 **FAX:** (505) 394 2601

Report#/Lab ID#: 120325 **Report Date:** 10/18/01
Project ID: 2001-11098
Sample Name: EQTG10301BH6-10
Sample Matrix: soil
Date Received: 10/05/2001 **Time:** 12:30
Date Sampled: 10/03/2001 **Time:** 02:25

REPORT OF ANALYSIS

QUALITY ASSURANCE DATA¹

Parameter	Result	Units	RQL ⁵	Blank	Date	Method ⁶	Data Qual ⁷	Prec. ²	Recov. ³	CCV ⁴	LCS ⁴
TPH by GC (as diesel)	<5	mg/Kg	5	<5	10/10/01	8015 mod.	---	7.7	109.6	111.5	81.3
TPH by GC (as diesel-ext)	---	---	---	---	10/09/01	3540	---	---	---	---	---
TPH by GC (as gasoline)	<5	mg/Kg	5	<5	10/10/01	8015 mod.	---	7.9	99.8	105.2	76.2
Volatile organics-8260b/BTEX	---	---	---	---	10/17/01	8260b	---	---	---	---	---
Benzene	<20	µg/Kg	20	<20	10/17/01	8260b	---	12.8	88.4	109.2	108.1
Ethylbenzene	336	µg/Kg	20	<20	10/17/01	8260b	---	2.3	105	105.2	102.5
m,p-Xylenes	477	µg/Kg	20	<20	10/17/01	8260b	---	1.8	103.4	104.4	101.8
o-Xylene	227	µg/Kg	20	<20	10/17/01	8260b	---	1.9	101.7	104.9	103.1
Toluene	248	µg/Kg	20	<20	10/17/01	8260b	---	13.8	88.3	110	109.8

This analytical report is respectfully submitted by AnalySys, Inc. The enclosed results have been carefully reviewed and, to the best of my knowledge, the analytical results are consistent with AnalySys, Inc.'s Quality Assurance/Quality Control Program. © Copyright 2000, AnalySys, Inc., Austin, TX. All rights reserved. No part of this publication may be reproduced or transmitted in any form or by any means without the express written consent of AnalySys, Inc.
 Respectfully Submitted,
Richard Laster
 Richard Laster

1. Quality assurance data is for the sample batch which included this sample. 2. Precision (PREC) is the absolute value of the relative percent (%) difference between duplicate measurements. 3. Recovery (Recov.) is the percent (%) of analyte recovered from a spiked sample. 4. Calibration Verification (CCV) and Laboratory Control Sample (LCS) results are expressed as the percent (%) recovery of analyte from a known standard or matrix. 5. Reporting Quantitation Limits (RQL), typically at or above the Practical Quantitation Limit (PQL) of the analytical method. 6. Method numbers typically denote USEPA procedures. Less than (" $<$ ") values reflect nominal quantitation limits adjusted for any required dilutions. 7. Data Qualifiers are J = analyte potentially present between the PQL and the MDL, B = Analyte detected in associated method blank(s). S1 =MS and/or MSD recovery exceed advisory limits. S2 =Post digestion spike (PDS) recovery exceeds advisory limit. S3 =MS and/or MSD and PDS recoveries exceed advisory limits. P =Precision higher than advisory limit. M =Matrix interference.

Client: Environmental Plus, Inc.
Attn: Pat McCasland

Project ID: 2001-11098
Sample Name: EQTG10301BH6-10

Report#/Lab ID#: 120325
Sample Matrix: soil

REPORT OF SURROGATE RECOVERY

Surrogate Compound	Method	Recovery	Recovery Limit	Data Qualifiers
1,2-Dichloroethane-d4	8015 mod	112	50-150	---
Toluene-d8	8015 mod.	74	50-150	---
	8260b	97.1	65-115	---
	8260b	84.3	50-120	---

Data Qualifiers: D= Surrogates diluted and X= Surrogates outside advisory recovery limits.

Client: Environmental Plus, Inc.
 Attn: Pat McCasland
 Address: 1324 M. St. P.O. Box
 Eunice NM 88231
 Phone: (505) 394-3481 FAX: (505) 394-2601

Report#/Lab ID#: 120326 Report Date: 10/18/01
 Project ID: 2001-11098
 Sample Name: EQTG10301BH6-15
 Sample Matrix: soil
 Date Received: 10/05/2001 Time: 12:30
 Date Sampled: 10/03/2001 Time: 02:40

REPORT OF ANALYSIS

QUALITY ASSURANCE DATA

Parameter	Result	Units	RQL ⁵	Blank	Date	Method ⁶	Data Qual ⁷	Recov ³	CCV ⁴	LCS ⁴
TPH by GC (as diesel)	<5	mg/Kg	5	<5	10/10/01	8015 mod.	---	7.7	111.5	81.3
TPH by GC (as diesel-ext)	---	---	---	---	10/09/01	3540	---	---	---	---
TPH by GC (as gasoline)	<5	mg/Kg	5	<5	10/10/01	8015 mod.	---	7.9	105.2	76.5
Volatile organics-8260(B)/EPA	---	---	---	---	10/17/01	8260b	---	---	---	---
Benzene	<20	µg/Kg	20	<20	10/17/01	8260b	---	14.8	90.8	113.9
Ethylbenzene	<20	µg/Kg	20	<20	10/17/01	8260b	J	2.5	97.3	98.6
m,p-Xylenes	20.2	µg/Kg	20	<20	10/17/01	8260b	---	2.9	85.8	89.9
o-Xylene	<20	µg/Kg	20	<20	10/17/01	8260b	---	0.6	93.5	107.2
Toluene	<20	µg/Kg	20	<20	10/17/01	8260b	---	11.7	91.2	120.1

This analytical report is respectfully submitted by AnalySys, Inc. The enclosed results have been carefully reviewed and, to the best of my knowledge, the analytical results are consistent with AnalySys, Inc.'s Quality Assurance/Quality Control Program. © Copyright 2000, AnalySys, Inc., Austin, TX. All rights reserved. No part of this publication may be reproduced or transmitted in any form or by any means without the express written consent of AnalySys, Inc.
 Respectfully Submitted,
Richard Laster
 Richard Laster

1. Quality assurance data is for the sample batch which included this sample. 2. Precision (PREC) is the absolute value of the relative percent (%) difference between duplicate measurements. 3. Recovery (Recov.) is the percent (%) of analyte recovered from a spiked sample. 4. Calibration Verification (CCV) and Laboratory Control Sample (LCS) results are expressed as the percent (%) recovery of analyte from a known standard or matrix. 5. Reporting Quantitation Limits (RQL), typically at or above the Practical Quantitation Limit (PQL) of the analytical method. 6. Method numbers typically denote USEPA procedures. Less than (" $<$ ") values reflect nominal quantitation limits adjusted for any required dilutions. 7. Data Qualifiers are J = analyte potentially present between the PQL and the MDL, β = Analyte detected in associated method blank(s). S1 =MS and/or MSD recovery exceed advisory limits. S2 =Post digestion spike (PDS) recovery exceeds advisory limit. S3 =MS and/or MSD and PDS recoveries exceed advisory limits. P =Precision higher than advisory limit. M =Matrix interference.

Client: Environmental Plus, Inc.
Attn: Pat McCasland

Project ID: 2001-11098
Sample Name: EQTG10301BH6-15

Report#/Lab ID#: 120326
Sample Matrix: soil

REPORT OF SURROGATE RECOVERY

Surrogate Compound	Method	Recovery	Recovery Limit	Data Qualifiers
Nitrobenzene-d5	8015 mod.	119	50-150	---
p-Terphenyl	8015 mod.	57.7	50-150	---
1,2-Dichloroethane-d4	8260b	95.8	65-115	---
Toluene-d8	8260b	96.4	50-120	---

Data Qualifiers: D= Surrogates diluted and X= Surrogates outside advisory recovery limits.

Report #/Lab ID#: 120326 Matrix: soil
 Client: Environmental Plus, Inc.
 Project ID: 2001-11098
 Sample Name: EQTG10301BH6-15

Attn: Pat McCasland

Sample Temperature/Condition <=6°C

The typical sample temperature criteria (except for metals by ICP, GFAA and AA and a very few other tests) is <=6°C. Possible exceptions include samples submitted to laboratory within such a short time after sampling that cooling measures used in the field and during transport had insufficient time to achieve desired temperatures in the samples (see sample collection and sample receipt times) and samples where the temperature could not be measured due to sample submission in a manner precluding temperature measurement without impacting sample integrity (ex. in a bottle with no cooler).

Sample Bottles & Preservation

- Sample received in appropriate container(s) and appear to be appropriately preserved.
- Sample received in appropriate container(s). State of sample preservation unknown.
- Sample received in inappropriate container(s) and/or with unknown state of preservation.

J flag Discussion

A J flag data qualifier indicates (as required under TNKCC-TRRP reporting requirements) that the raw calculated analyte concentration in the sample (uncorrected for background levels/blanks and other potential sources of sampling and analytical contamination), though less than the Reported Quantitation Limit (RQL) is greater than the Detection Limit. Because the reported result is below the quantitation limit for this project/sample (or test procedure), GC/MS organics results may or MAY NOT have been verified as to the presence and relative ratio of target ions (eg. the material causing the J flag "hit" in such situations may be nothing more than background ion-fragment noise.)

Comments pertaining to Data Qualifiers and QC data:

Parameter	Qualif	Comment
1,4-dibenzene	J	See J-flag discussion above.

Notes:

Client: Environmental Plus, Inc.
 Attn: Pat McCasland
 Address: 1324 M. St. Po Box NM 88231
 Eunice
 Phone: (505) 394-3481 FAX: (505) 394-2601

Report#/Lab ID#: 120310 Report Date: 10/18/01
 Project ID: 2001-11098
 Sample Name: EQTG10201BH7-2
 Sample Matrix: soil
 Date Received: 10/05/2001 Time: 12:30
 Date Sampled: 10/02/2001 Time: 01:00

REPORT OF ANALYSIS

QUALITY ASSURANCE DATA

Parameter	Result	Units	RQL ⁵	Blank	Date	Method ⁶	Data Qual ⁷	Prec. ²	Recov. ³	CCV ⁴	LCS ⁴
TPH by GC (as diesel)	8.55	mg/Kg	5	<5	10/09/01	8015 mod.	---	0.3	123.3	109.6	112.2
TPH by GC (as diesel-ext)	---	---	---	---	10/08/01	3540	---	---	---	---	---
TPH by GC (as gasoline)	<5	mg/Kg	5	<5	10/09/01	8015 mod.	---	4.2	104.8	104.5	93.6
Volatle organics-8260b/BTEX	---	---	---	---	10/16/01	8260b	---	---	---	---	---
Benzene	<20	µg/Kg	20	<20	10/16/01	8260b	---	0	82.8	97.1	99.6
Ethylbenzene	<20	µg/Kg	20	<20	10/16/01	8260b	J	2.6	91.4	95.9	93.7
m,p-Xylenes	<20	µg/Kg	20	<20	10/16/01	8260b	J	3	80.4	83.9	83.9
o-Xylene	<20	µg/Kg	20	<20	10/16/01	8260b	---	0.9	88.3	97.1	97
Toluene	<20	µg/Kg	20	<20	10/16/01	8260b	---	2.2	85.9	99.6	104.3

This analytical report is respectfully submitted by AnalySys, Inc. The enclosed results have been carefully reviewed and, to the best of my knowledge, the analytical results are consistent with AnalySys, Inc.'s Quality Assurance/Quality Control Program. © Copyright 2000, AnalySys, Inc., Austin, TX. All rights reserved. No part of this publication may be reproduced or transmitted in any form or by any means without the express written consent of AnalySys, Inc.
 Respectfully Submitted,
Richard Laster
 Richard Laster

1. Quality assurance data is for the sample batch which included this sample. 2. Precision (PREC) is the absolute value of the relative percent (%) difference between duplicate measurements. 3. Recovery (Recov.) is the percent (%) of analyte recovered from a spiked sample. 4. Calibration Verification (CCV) and Laboratory Control Sample (LCS) results are expressed as the percent (%) recovery of analyte from a known standard or matrix. 5. Reporting Quantitation Limits (RQL), typically at or above the Practical Quantitation Limit (PQL) of the analytical method. 6. Method numbers typically denote USEPA procedures. Less than (" $<$ ") values reflect nominal quantitation limits adjusted for any required dilutions. 7. Data Qualifiers are J = analyte potentially present between the PQL and the MDL, B = Analyte detected in associated method blank(s), S1 =MS and/or MSD recovery exceed advisory limits, S2 =Post digestion spike (PDS) recovery exceeds advisory limit, S3 =MS and/or MSD and PDS recoveries exceed advisory limits, P =Precision higher than advisory limit, M =Matrix interference.

Report #/Lab ID#: 120310 Matrix: soil
 Client: Environmental Plus, Inc.
 Project ID: 2001-11098
 Sample Name: EQTG10201BH7-2

Attn: Pat McCasland

Sample Temperature/Condition <=6°C

The typical sample temperature criteria (except for metals by ICP, GFAA and AA and a very few other tests) is <= 6°C. Possible exceptions include samples submitted to laboratory within such a short time after sampling that cooling measures used in the field and during transport had insufficient time to achieve desired temperatures in the samples (see sample collection and sample receipt times) and samples where the temperature could not be measured due to sample submission in a manner precluding temperature measurement without impacting sample integrity (ex. in a bottle with no cooler).

Sample Bottles & Preservation

- Sample received in appropriate container(s) and appear to be appropriately preserved.
- Sample received in appropriate container(s). State of sample preservation unknown.
- Sample received in inappropriate container(s) and/or with unknown state of preservation.

J Flag Discussion

A J flag data qualifier indicates (as required under TNRCC-TTRP reporting requirements) that the raw calculated analyte concentration in the sample (uncorrected for background levels/blanks and other potential sources of sampling and analytical contamination), though less than the Reported Quantitation Limit (RQL) is greater than the Detection Limit. Because the reported result is below the quantitation limit for this project/sample (or test procedure), GC/MS organics results may or MAY NOT have been verified as to the presence and relative ratio of target ions (eg. the material causing the J flag "hit" in such situations may be nothing more than background ion-fragment noise.)

Comments pertaining to Data Qualifiers and QC data:

Parameter	Qualif	Comment
Ethylbenzene	J	See J-flag discussion above.
m,p-Xylenes	J	See J-flag discussion above.

Notes:

Client: Environmental Plus, Inc.
 Attn: Pat McCasland
 Address: 1324 M. St Po Box
 Eunice NM 88231
 Phone: (505) 394-3481 FAX: (505) 394-2601

Report#/Lab ID#: 120311 Report Date: 10/18/01
 Project ID: 2001-11098
 Sample Name: EQTG10201BH7-5
 Sample Matrix: soil
 Date Received: 10/05/2001 Time: 12:30
 Date Sampled: 10/02/2001 Time: 01:15

REPORT OF ANALYSIS

QUALITY ASSURANCE DATA¹

Parameter	Result	Units	RQL ⁵	Blank	Date	Method ⁶	Data Qual ⁷	Recov ³	CCV ⁴	LCS ⁴
TPH by GC (as diesel)	<5	mg/Kg	5	<5	10/09/01	8015 mod.	---	123.3	109.6	112.2
TPH by GC (as diesel-ext)	---	---	---	---	10/08/01	3540	---	---	---	---
TPH by GC (as gasoline)	<5	mg/Kg	5	<5	10/09/01	8015 mod.	---	104.8	104.5	95.2
Volatile organics-8260b/BTEX	---	---	---	---	10/16/01	8260b	---	---	---	---
Benzene	<20	µg/Kg	20	<20	10/16/01	8260b	---	85.7	95.5	110.5
Ethylbenzene	<20	µg/Kg	20	<20	10/16/01	8260b	J	94.9	101.1	92.3
m,p-Xylenes	<20	µg/Kg	20	<20	10/16/01	8260b	J	83.9	89.9	81.4
o-Xylene	<20	µg/Kg	20	<20	10/16/01	8260b	---	91	104.6	95
Toluene	<20	µg/Kg	20	<20	10/16/01	8260b	---	87.2	94.8	114.2

This analytical report is respectfully submitted by AnalySys, Inc. The enclosed results have been carefully reviewed and, to the best of my knowledge, the analytical results are consistent with AnalySys, Inc.'s Quality Assurance/Quality Control Program. © Copyright 2000, AnalySys, Inc., Austin, TX. All rights reserved. No part of this publication may be reproduced or transmitted in any form or by any means without the express written consent of AnalySys, Inc.

Respectfully Submitted,
Richard Laster
 Richard Laster

1. Quality assurance data is for the sample batch which included this sample. 2. Precision (PREC) is the absolute value of the relative percent (%) difference between duplicate measurements. 3. Recovery (Recov.) is the percent (%) of analyte recovered from a spiked sample. 4. Calibration Verification (CCV) and Laboratory Control Sample (LCS) results are expressed as the percent (%) recovery of analyte from a known standard or matrix. 5. Reporting Quantitation Limits (RQL), typically at or above the Practical Quantitation Limit (PQL) of the analytical method. 6. Method numbers typically denote USEPA procedures. Less than (" $<$ ") values reflect nominal quantitation limits adjusted for any required dilutions. 7. Data Qualifiers are J = analyte potentially present between the PQL and the MDL. B = Analyte detected in associated method blank(s). S1 = MS and/or MSD recovery exceed advisory limits. S2 = Post digestion spike (PDS) recovery exceeds advisory limit. S3 = MS and/or MSD and PDS recoveries exceed advisory limits. P = Precision higher than advisory limit. M = Matrix interference.

Client: Environmental Plus, Inc.
Attn: Pat McCasland

Project ID: 2001-11098
Sample Name: EQTG10201BH7-2

Report#/Lab ID#: 120310
Sample Matrix: soil

REPORT OF SURROGATE RECOVERY

Surrogate Compound	Method	Recovery	Recovery Limit	Data Qualifiers
Nitrobenzene-d5	8015 mod.	92.1	50-150	---
p-Terphenyl	8015 mod.	62.8	50-150	---
1,2-Dichloroethane-d4	8260b	108	65-115	---
Toluene-d8	8260b	87.9	50-120	---

Data Qualifiers: D= Surrogates diluted and X= Surrogates outside advisory recovery limits.

Client: Environmental Plus, Inc.
Attn: Pat McCasland

Project ID: 2001-11098
Sample Name: EQTG10201BH7-5

Report#/Lab ID#: 120311
Sample Matrix: soil

REPORT OF SURROGATE RECOVERY

Surrogate Compound	Method	Recovery	Recovery Limit	Data Qualifiers
Nitrobenzene-d5	8015 mod.	115	50-150	---
p-Terphenyl	8015 mod.	103	50-150	---
1,2-Dichloroethane-d4	8260b	83.3	65-115	---
Toluene-d8	8260b	100	50-120	---

Data Qualifiers: D= Surrogates diluted and X= Surrogates outside advisory recovery limits.

Report #/Lab ID#: 120311 Matrix: soil
Client: EnvironmentalPlus, Inc.
Project ID: 2001-11098
Sample Name: EQTG10201BH7-5

Attn: Pat McCasland

Sample Temperature/Condition <=6°C

The typical sample temperature criteria (except for metals by ICP, GFAA and AA and a very few other tests) is <= 6°C. Possible exceptions include samples submitted to laboratory within such a short time after sampling that cooling measures used in the field and during transport had insufficient time to achieve desired temperatures in the samples (see sample collection and sample receipt times) and samples where the temperature could not be measured due to sample submission in a manner precluding temperature measurement without impacting sample integrity (ex. in a bottle with no cooler).

Sample Bottles & Preservation

- Sample received in appropriate container(s) and appear to be appropriately preserved.
- Sample received in appropriate container(s). State of sample preservation unknown.
- Sample received in inappropriate container(s) and/or with unknown state of preservation.

J flag Discussion

A J flag data qualifier indicates (as required under TNRCC-TRRP reporting requirements) that the raw calculated analyte concentration in the sample (uncorrected for background levels/blanks and other potential sources of sampling and analytical contamination), though less than the Reported Quantitation Limit (RQL) is greater than the Detection Limit. Because the reported result is below the quantitation limit for this project/sample (or test procedure), GC/MS organics results may or MAY NOT have been verified as to the presence and relative ratio of target ions (eg. the material causing the J flag "hit" in such situations may be nothing more than background ion-fragment noise.)

Comments pertaining to Data Qualifiers and QC data:

Parameter	Qualif	Comment
Ethylbenzene	J	See J-flag discussion above.
m,p-Xylenes	J	See J-flag discussion above.

Notes:

Client: Environmental Plus, Inc.
 Attn: Pat McCasland
 Address: 1324 M. St Po Box
 Eunice NM 88231
 Phone: (505) 394-3481 FAX: (505) 394-2601

Report#/Lab ID#: 120312 Report Date: 10/18/01
 Project ID: 2001-11098
 Sample Name: EQTG10201BH7-10
 Sample Matrix: soil
 Date Received: 10/05/2001 Time: 12:30
 Date Sampled: 10/02/2001 Time: 01:35

REPORT OF ANALYSIS

QUALITY ASSURANCE DATA¹

Parameter	Result	Units	RQL ⁵	Blank	Date	Method ⁶	Data Qual ⁷	Prec. ²	Recov. ³	CCV ⁴	LCS ¹
TPH by GC (as diesel)	<5	mg/Kg	5	<5	10/09/01	8015 mod.	---	0.3	123.3	109.6	112.2
TPH by GC (as diesel-ext)	---	---	---	---	10/08/01	3540	---	---	---	---	---
TPH by GC (as gasoline)	<5	mg/Kg	5	<5	10/09/01	8015 mod.	---	4.2	104.8	104.5	95.5
Volatile organics-8260b/BTEX	---	---	---	---	10/16/01	8260b	---	---	---	---	---
Benzene	<20	µg/Kg	20	<20	10/16/01	8260b	---	12.6	85.7	95.5	110.5
Ethylbenzene	<20	µg/Kg	20	<20	10/16/01	8260b	J	5.9	94.9	101.1	92.3
m,p-Xylenes	<20	µg/Kg	20	<20	10/16/01	8260b	J	3.3	83.9	89.9	81.4
o-Xylene	<20	µg/Kg	20	<20	10/16/01	8260b	---	6.8	91	104.6	95
Toluene	<20	µg/Kg	20	<20	10/16/01	8260b	J	12.8	87.2	94.8	114.2

This analytical report is respectfully submitted by AnalySys, Inc. The enclosed results have been carefully reviewed and, to the best of my knowledge, the analytical results are consistent with AnalySys, Inc.'s Quality Assurance/Quality Control Program. © Copyright 2000, AnalySys, Inc., Austin, TX. All rights reserved. No part of this publication may be reproduced or transmitted in any form or by any means without the express written consent of AnalySys, Inc.
 Respectfully Submitted,
Richard Laster
 Richard Laster

1. Quality assurance data is for the sample batch which included this sample. 2. Precision (PREC) is the absolute value of the relative percent (%) difference between duplicate measurements. 3. Recovery (Recov.) is the percent (%) of analyte recovered from a spiked sample. 4. Calibration Verification (CCV) and Laboratory Control Sample (LCS) results are expressed as the percent (%) recovery of analyte from a known standard or matrix. 5. Reporting Quantitation Limits (RQL), typically at or above the Practical Quantitation Limit (PQL) of the analytical method. 6. Method numbers typically denote USEPA procedures. Less than ("<") values reflect nominal quantitation limits adjusted for any required dilutions. 7. Data Qualifiers are J = analyte potentially present between the PQL and the MDL, B = Analyte detected in associated method blank(s). S1 = MS and/or MSD recovery exceed advisory limits. S2 = Post digestion spike (PDS) recovery exceeds advisory limit. S3 = MS and/or MSD and PDS recoveries exceed advisory limits. P = Precision higher than advisory limit. M = Matrix interference.

Client: Environmental Plus, Inc.
Attn: Pat McCasland

Project ID: 2001-11098
Sample Name: EQTG10201BH7-10

Report#/Lab ID#: 120312
Sample Matrix: soil

REPORT OF SURROGATE RECOVERY

Surrogate Compound	Method	Recovery	Recovery Limit	Data Qualifiers
Nitrobenzene-d5	8015 mod.	113	50-150	---
p-Terphenyl	8015 mod.	104	50-150	---
1,2-Dichloroethane-d4	8260b	91.5	65-115	---
Toluene-d8	8260b	107	50-120	---

Data Qualifiers: D= Surrogates diluted and X= Surrogates outside advisory recovery limits.

Report #/Lab ID#: 120312 Matrix: soil
 Client: Environmental Plus, Inc. Attn: Pat McCusland
 Project ID: 2001-11098
 Sample Name: EQTG10201BH7-10

Sample Temperature/Condition <=6°C

The typical sample temperature criteria (except for metals by ICP, GFAA and AA and a very few other tests) is <= 6°C. Possible exceptions include samples submitted to laboratory within such a short time after sampling that cooling measures used in the field and during transport had insufficient time to achieve desired temperatures in the samples (see sample collection and sample receipt times) and samples where the temperature could not be measured due to sample submission in a manner precluding temperature measurement without impacting sample integrity (ex. in a bottle with no cooler).

Sample Bottles & Preservation

- Sample received in appropriate container(s) and appear to be appropriately preserved.
- Sample received in appropriate container(s). State of sample preservation unknown.
- Sample received in inappropriate container(s) and/or with unknown state of preservation.

J flag Discussion

A J flag data qualifier indicates (as required under TNRCC-TRRP reporting requirements) that the raw calculated analyte concentration in the sample (uncorrected for background levels/blanks and other potential sources of sampling and analytical contamination), though less than the Reported Quantitation Limit (RQL) is greater than the Deflection Limit. Because the reported result is below the quantitation limit for this project/sample (or test procedure), GC/MS organics results may or MAY NOT have been verified as to the presence and relative ratio of target ions (eg. the material causing the J flag "hit" in such situations may be nothing more than background ion-fragment noise.)

Comments pertaining to Data Qualifiers and QC data:

Parameter	Qualif	Comment
Ethylbenzene	J	See J-flag discussion above.
m,p-Xylenes	J	See J-flag discussion above.
Toluene	J	See J-flag discussion above.

Notes:

Report#/Lab ID#: 120313 Report Date: 10/18/01
 Project ID: 2001-11098
 Sample Name: EQTG10201BH7-15
 Sample Matrix: soil
 Date Received: 10/05/2001 Time: 12:30
 Date Sampled: 10/02/2001 Time: 01:50

Client: Environmental Plus, Inc.
 Attn: Pat McCasland
 Address: 1324 M.S. Po Box NM 88231
 Eunice
 Phone: (505) 394-3481 FAX: (505) 394-2601

REPORT OF ANALYSIS

Parameter	Result	Units	RQL ⁵	Blank	Date	Method ⁶	Data Qual ⁷	Prec. ²	Recov. ³	CCV ⁴	LCS ⁴
TPH by GC (as diesel)	<5	mg/Kg	5	<5	10/09/01	8015 mod.	---	0.3	123.3	109.6	112.2
TPH by GC (as diesel-ext)	---	---	---	---	10/08/01	3540	---	---	---	---	---
TPH by GC (as gasoline)	<5	mg/Kg	5	<5	10/09/01	8015 mod.	---	4.2	104.8	104.5	95.1
Volatile organics-8260b/BTLX	---	---	---	---	10/16/01	8260b	---	---	---	---	---
Benzene	<20	µg/Kg	20	<20	10/16/01	8260b	---	12.6	85.7	95.5	110.5
Ethylbenzene	<20	µg/Kg	20	<20	10/16/01	8260b	J	5.9	94.9	101.1	92.3
m,p-Xylenes	<20	µg/Kg	20	<20	10/16/01	8260b	J	3.3	83.9	89.9	81.4
o-Xylene	<20	µg/Kg	20	<20	10/16/01	8260b	---	6.8	91	104.6	95
Toluene	<20	µg/Kg	20	<20	10/16/01	8260b	---	12.8	87.2	94.8	114.2

QUALITY ASSURANCE DATA¹

This analytical report is respectfully submitted by AnalySys, Inc. The enclosed results have been carefully reviewed and, to the best of my knowledge, the analytical results are consistent with AnalySys, Inc.'s Quality Assurance/Quality Control Program. © Copyright 2000, AnalySys, Inc., Austin, TX. All rights reserved. No part of this publication may be reproduced or transmitted in any form or by any means without the express written consent of AnalySys, Inc.
 Respectfully Submitted,
Richard Laster
 Richard Laster

1. Quality assurance data is for the sample batch which included this sample. 2. Precision (PREC) is the absolute value of the relative percent (%) difference between duplicate measurements. 3. Recovery (Recov.) is the percent (%) of analyte recovered from a spiked sample. 4. Calibration Verification (CCV) and Laboratory Control Sample (LCS) results are expressed as the percent (%) recovery of analyte from a known standard or matrix. 5. Reporting Quantitation Limits (RQL), typically at or above the Practical Quantitation Limit (PQL) of the analytical method. 6. Method numbers typically denote USEPA procedures. Less than (" $<$ ") values reflect nominal quantitation limits adjusted for any required dilutions. 7. Data Qualifiers are J = analyte potentially present between the PQL and the MDL, B = Analyte detected in associated method blank(s). S1 =MS and/or MSD recovery exceed advisory limits. S2 =Post digestion spike (PDS) recovery exceeds advisory limit. S3 =MS and/or MSD and PDS recoveries exceed advisory limits. P =Precision higher than advisory limit. M =Matrix interference.

Client: Environmental Plus, Inc.
Attn: Pat McCasland

Project ID: 2001-11098
Sample Name: EQTG10201BH7-15

Report#/Lab ID#: 120313
Sample Matrix: soil

REPORT OF SURROGATE RECOVERY

Surrogate Compound	Method	Recovery	Recovery Limit	Data Qualifiers
Nitrobenzene-d5	8015 mod.	109	50-150	---
p-Terphenyl	8015 mod.	98.9	50-150	---
1,2-Dichloroethane-d4	8260b	83.5	65-115	---
Toluene-d8	8260b	99.5	50-120	---

Data Qualifiers: D= Surrogates diluted and X= Surrogates outside advisory recovery limits.

Report #/Lab ID#: 120313 Matrix: soil
 Client: Environmental Plus, Inc.
 Project ID: 2001-11098
 Sample Name: EQTG10201BH7-15

Attn: Pat McCasland

Sample Temperature/Condition $\leq 6^{\circ}\text{C}$

The typical sample temperature criteria (except for metals by ICP, GFAA and AA and a very few other tests) is $\leq 6^{\circ}\text{C}$. Possible exceptions include samples submitted to laboratory within such a short time after sampling that cooling measures used in the field and during transport had insufficient time to achieve desired temperatures in the samples (see sample collection and sample receipt times) and samples where the temperature could not be measured due to sample submission in a manner precluding temperature measurement without impacting sample integrity (ex. in a bottle with no cooler).

Sample Bottles & Preservation

- Sample received in appropriate container(s) and appear to be appropriately preserved.
- Sample received in appropriate container(s). State of sample preservation unknown.
- Sample received in inappropriate container(s) and/or with unknown state of preservation.

J Flag Discussion

A J flag data qualifier indicates (as required under TNRCC-TRRP reporting requirements) that the raw calculated analyte concentration in the sample (uncorrected for background levels/blanks and other potential sources of sampling and analytical contamination), though less than the Reported Quantitation Limit (RQL) is greater than the Detection Limit. Because the reported result is below the quantitation limit for this project/sample (or test procedure), GC/MS organics results may or MAY NOT have been verified as to the presence and relative ratio of target ions (eg. the material causing the J flag "hit" in such situations may be nothing more than background ion-fragment noise.)

Comments pertaining to Data Qualifiers and QC data:

Parameter	Qualif	Comment
Ethylbenzene	J	See J-flag discussion above.
m,p-Xylenes	J	See J-flag discussion above.

Notes:

Client: Environmental Plus, Inc.
 Attn: Pat McCasland
 Address: 1324 M.St Po Box
 Eunice NM 88231

Phone: (505) 394-3481 FAX: (505) 394-2601

Report#/Lab ID#: 120318 Report Date: 10/18/01
 Project ID: 2001-11098
 Sample Name: EQTG10301BH8-2'
 Sample Matrix: soil
 Date Received: 10/05/2001 Time: 12:30
 Date Sampled: 10/03/2001 Time: 01:00

REPORT OF ANALYSIS

QUALITY ASSURANCE DATA

Parameter	Result	Units	RQL ⁵	Blank	Date	Method ⁶	Data Qual ⁷	Recov. ²	Recov. ³	CCV ⁴	LCS ⁴
TPH by GC (as diesel)	13900	mg/Kg	50	<50	10/10/01	8015 mod.	---	0.3	123.3	109.6	112.2
TPH by GC (as diesel-ext)	---	---	---	---	10/08/01	3540	---	---	---	---	---
TPH by GC (as gasoline)	8870	mg/Kg	50	<50	10/10/01	8015 mod.	---	4.2	104.8	104.5	95.5
Volatile organics-8260b/BTEX	---	---	---	---	10/17/01	8260b	---	---	---	---	---
Benzene	17100	µg/Kg	5000	<5000	10/17/01	8260b	---	12.8	88.4	109.2	108.1
Ethylbenzene	86600	µg/Kg	5000	<5000	10/17/01	8260b	---	2.3	105	105.2	102.5
m,p-Xylenes	123000	µg/Kg	5000	<5000	10/17/01	8260b	---	1.8	103.4	104.4	101.8
o-Xylene	50300	µg/Kg	5000	<5000	10/17/01	8260b	---	1.9	101.7	104.9	103.1
Toluene	130000	µg/Kg	5000	<5000	10/17/01	8260b	---	13.8	88.3	110	109.8

This analytical report is respectfully submitted by AnalySys, Inc. The enclosed results have been carefully reviewed and, to the best of my knowledge, the analytical results are consistent with AnalySys, Inc.'s Quality Assurance/Quality Control Program. © Copyright 2000, AnalySys, Inc., Austin, TX. All rights reserved. No part of this publication may be reproduced or transmitted in any form or by any means without the express written consent of AnalySys, Inc.

Respectfully Submitted,

Richard Laister

Richard Laister

1. Quality assurance data is for the sample batch which included this sample. 2. Precision (PREC) is the absolute value of the relative percent (%) difference between duplicate measurements. 3. Recovery (Recov.) is the percent (%) of analyte recovered from a spiked sample. 4. Calibration Verification (CCV) and Laboratory Control Sample (LCS) results are expressed as the percent (%) recovery of analyte from a known standard or matrix. 5. Reporting Quantitation Limits (RQL), typically at or above the Practical Quantitation Limit (PQL) of the analytical method. 6. Method numbers typically denote USEPA procedures. Less than ("<") values reflect nominal quantitation limits adjusted for any required dilutions. 7. Data Qualifiers are J =MS and/or MSD recovery exceed advisory limits. S2 =Post digestion spike (PDS) recovery exceeds advisory limit. S3 =MS and/or MSD recoveries exceed advisory limits. P =Precision higher than advisory limit. M =Matrix interference.

Client: Environmental Plus, Inc.
Attn: Pat McCasland

Project ID: 2001-11098
Sample Name: EQTG10301BH8-2'

Report#/Lab ID#: 120318
Sample Matrix: soil

REPORT OF SURROGATE RECOVERY

Surrogate Compound	Method	Recovery	Recovery Limit	Data Qualifiers
Nitrobenzene-d5	8015 mod.	none/diluted	diluted @ 10X	D
p-Terphenyl	8015 mod.	none/diluted	diluted @ 10X	D
1,2-Dichloroethane-d4	8260b	none/diluted	diluted @ 250X	D
Toluene-d8	8260b	none/diluted	diluted @ 250X	D

Data Qualifiers: D= Surrogates diluted and X= Surrogates outside advisory recovery limits.

Report #/Lab ID#: 120318 Matrix: soil
 Client: Environmental Plus, Inc. Attn: Pat McCasland
 Project ID: 2001-11098
 Sample Name: EQTG10301BH8-2'

Sample Temperature/Condition <=6°C

The typical sample temperature criteria (except for metals by ICP, GFAA and AA and a very few other tests) is <= 6°C. Possible exceptions include samples submitted to laboratory within such a short time after sampling that cooling measures used in the field and during transport had insufficient time to achieve desired temperatures in the samples (see sample collection and sample receipt times) and samples where the temperature could not be measured due to sample submission in a manner precluding temperature measurement without impacting sample integrity (ex. in a bottle with no cooler).

Sample Bottles & Preservation

- Sample received in appropriate container(s) and appear to be appropriately preserved.
- Sample received in appropriate container(s). State of sample preservation unknown.
- Sample received in inappropriate container(s) and/or with unknown state of preservation.

J Flag Discussion

A J flag data qualifier indicates (as required under TNRCC-TRRP reporting requirements) that the raw calculated analyte concentration in the sample (uncorrected for background levels/blanks and other potential sources of sampling and analytical contamination), though less than the Reported Quantitation Limit (RQL) is greater than the Detection Limit. Because the reported result is below the quantitation limit for this project/sample (or test procedure), GC/MS organics results may or MAY NOT have been verified as to the presence and relative ratio of target ions (eg. the material causing the J flag "hit" in such situations may be nothing more than background ion-fragment noise.)

Comments pertaining to Data Qualifiers and QC data:

Parameter	Qualif	Comment
1,2-Dichloroethane-d4	D	Sample diluted to assure quantitation within calibration range or due to Matrix interferences or other matrix effects (eg. high non-target organic levels). Surrogate recoveries not accurately quantifiable.
1,2-Dichloroethane-d4	D	Sample diluted to assure quantitation within calibration range or due to Matrix interferences or other matrix effects (eg. high non-target organic levels). Surrogate recoveries not accurately quantifiable.
Nitrobenzene-d5	D	Sample diluted to assure quantitation within calibration range or due to Matrix interferences or other matrix effects (eg. high non-target organic levels). Surrogate recoveries not accurately quantifiable.
Nitrobenzene-d5	D	Sample diluted to assure quantitation within calibration range or due to Matrix interferences or other matrix effects (eg. high non-target organic levels). Surrogate recoveries not accurately quantifiable.
p-Terphenyl	D	Sample diluted to assure quantitation within calibration range or due to Matrix interferences or other matrix effects (eg. high non-target organic levels). Surrogate recoveries not accurately quantifiable.
p-Terphenyl	D	Sample diluted to assure quantitation within calibration range or due to Matrix interferences or other matrix effects (eg. high non-target organic levels). Surrogate recoveries not accurately quantifiable.
Toluene-d8	D	Sample diluted to assure quantitation within calibration range or due to Matrix interferences or other matrix effects (eg. high non-target organic levels). Surrogate recoveries not accurately quantifiable.
Toluene-d8	D	Sample diluted to assure quantitation within calibration range or due to Matrix interferences or other matrix effects (eg. high non-target organic levels). Surrogate recoveries not accurately quantifiable.

Notes:

Client: Environmental Plus, Inc.
 Attn: Pat McCasland
 Address: 1324 MSt Po Box
 Eunice NM 88231
 Phone: (505) 394-3481 FAX: (505) 394-2601

Report#/Lab ID#: 120319 Report Date: 10/18/01
 Project ID: 2001-11098
 Sample Name: EQTG10301BH8-5
 Sample Matrix: soil
 Date Received: 10/05/2001 Time: 12:30
 Date Sampled: 10/03/2001 Time: 01:10

REPORT OF ANALYSIS

QUALITY ASSURANCE DATA

Parameter	Result	Units	RQL ⁵	Blank	Date	Method ⁶	Data Qual ⁷	Prec. ²	Recov. ³	CCV ⁴	LCS ⁴
TPH by GC (as diesel)	5690	mg/Kg	50	<50	10/11/01	8015 mod.	---	7.7	109.6	111.5	81.3
TPH by GC (as diesel-ext)	---	---	---	---	10/09/01	3540	---	---	---	---	---
TPH by GC (as gasoline)	4150	mg/Kg	50	<50	10/11/01	8015 mod.	---	7.9	99.8	105.2	76.2
Volatile organics-8260b/BTEX	---	---	---	---	10/17/01	8260b	---	---	---	---	---
Benzene	1040	µg/Kg	20	<20	10/17/01	8260b	---	12.8	88.4	109.2	108.1
Ethylbenzene	48900	µg/Kg	5000	<5000	10/17/01	8260b	---	2.3	105	105.2	102.5
m,p-Xylenes	67800	µg/Kg	5000	<5000	10/17/01	8260b	---	1.8	103.4	104.4	101.8
o-Xylene	28500	µg/Kg	5000	<5000	10/17/01	8260b	---	1.9	101.7	104.9	103.1
Toluene	55800	µg/Kg	5000	<5000	10/17/01	8260b	---	13.8	88.3	110	109.8

This analytical report is respectfully submitted by AnalySys, Inc. The enclosed results have been carefully reviewed and, to the best of my knowledge, the analytical results are consistent with AnalySys, Inc.'s Quality Assurance/Quality Control Program. © Copyright 2000, AnalySys, Inc., Austin, TX. All rights reserved. No part of this publication may be reproduced or transmitted in any form or by any means without the express written consent of AnalySys, Inc.

Respectfully Submitted,

Richard Laster

Richard Laster

1. Quality assurance data is for the sample batch which included this sample. 2. Precision (PREC) is the absolute value of the relative percent (%) difference between duplicate measurements. 3. Recovery (Recov.) is the percent (%) of analyte recovered from a spiked sample. 4. Calibration Verification (CCV) and Laboratory Control Sample (LCS) results are expressed as the percent (%) recovery of analyte from a known standard or matrix. 5. Reporting Quantitation Limits (RQL), typically at or above the Practical Quantitation Limit (PQL) of the analytical method. 6. Method numbers typically denote USEPA procedures. Less than (" $<$ ") values reflect nominal quantitation limits adjusted for any required dilutions. 7. Data Qualifiers are J = analyte potentially present between the PQL and the MDL. B = Analyte detected in associated method blank(s). S1 =MS and/or MSD recovery exceed advisory limits. S2 =Post digestion spike (PDS) recovery exceeds advisory limit. S3 =MS and/or MSD and PDS recoveries exceed advisory limits. P =Precision higher than advisory limit. M =Matrix interference.

Client: Environmental Plus, Inc.
Attn: Pat McCasland

Project ID: 2001-11098
Sample Name: EQTG10301B1H8-5'

Report#/Lab ID#: 120319
Sample Matrix: soil

REPORT OF SURROGATE RECOVERY

Surrogate Compound	Method	Recovery	Recovery Limit	Data Qualifiers
m-xylene-d5	8015 mod.	none/diluted	diluted @ 10X	D
p-Terphenyl	8015 mod.	none/diluted	diluted @ 10X	D
1,2-Dichloroethane-d4	8260b	97.1	65-115	---
Toluene-d8	8260b	89.4	50-120	---

Data Qualifiers: D= Surrogates diluted and X= Surrogates outside advisory recovery limits.

Report #/Lab ID#: 120319 Matrix: soil
 Client: Environmental Plus, Inc.
 Project ID: 2001-11098
 Sample Name: EQTG10301BH8-5'

Attn: Pat McCasland

Sample Temperature/Condition <=6°C

The typical sample temperature criteria (except for metals by ICP, GF/AA and AA and a very few other tests) is <= 6°C. Possible exceptions include samples submitted to laboratory within such a short time after sampling that cooling measures used in the field and during transport had insufficient time to achieve desired temperatures in the samples (see sample collection and sample receipt times) and samples where the temperature could not be measured due to sample submission in a manner precluding temperature measurement without impacting sample integrity (ex. in a bottle with no cooler).

Sample Bottles & Preservation

- Sample received in appropriate container(s) and appear to be appropriately preserved.
- Sample received in appropriate container(s). State of sample preservation unknown.
- Sample received in inappropriate container(s) and/or with unknown state of preservation.

J flag Discussion

A J flag data qualifier indicates (as required under TNRCC-TRRP reporting requirements) that the raw calculated analyte concentration in the sample (uncorrected for background levels/blanks and other potential sources of sampling and analytical contamination), though less than the Reported Quantitation Limit (RQL) is greater than the Detection Limit. Because the reported result is below the quantitation limit for this project/sample (or test procedure), GC/MS organics results may or MAY NOT have been verified as to the presence and relative ratio of target ions (eg. the material causing the J flag "hit" in such situations may be nothing more than background ion-fragment noise.)

Comments pertaining to Data Qualifiers and QC data:

Parameter	Qualif	Comment
Nitrobenzene-d5	D	Sample diluted to assure quantitation within calibration range or due to Matrix interferences or other matrix effects (eg. high non-target organic levels). Surrogate recoveries not accurately quantifiable.
Nitrobenzene-d5	D	Sample diluted to assure quantitation within calibration range or due to Matrix interferences or other matrix effects (eg. high non-target organic levels). Surrogate recoveries not accurately quantifiable.
p-Terphenyl	D	Sample diluted to assure quantitation within calibration range or due to Matrix interferences or other matrix effects (eg. high non-target organic levels). Surrogate recoveries not accurately quantifiable.
p-Terphenyl	D	Sample diluted to assure quantitation within calibration range or due to Matrix interferences or other matrix effects (eg. high non-target organic levels). Surrogate recoveries not accurately quantifiable.

Notes:

Client: Environmental Plus, Inc.
 Attn: Pat McCasland
 Address: 1324 M St Po Box
 Eunice NM 88231
 Phone: (505) 391-3181 FAX: (505) 394-2601

Report#/Lab ID#: 120320 Report Date: 10/18/01
 Project ID: 2001-11098
 Sample Name: EQTG10301BH8-10'
 Sample Matrix: soil
 Date Received: 10/05/2001 Time: 12:30
 Date Sampled: 10/03/2001 Time: 01:25

REPORT OF ANALYSIS

QUALITY ASSURANCE DATA

Parameter	Result	Units	RQL ⁵	Blank	Date	Method ⁶	Data Qual ⁷	Recov. ³	CCV ⁴	LCS ¹
TPH by GC (as diesel)	572	mg/Kg	5	<5	10/10/01	8015 mod.	---	109.6	111.5	81.3
TPH by GC (as diesel+EM)	---	---	---	---	10/09/01	3540	---	---	---	---
TPH by GC (as gasoline)	275	mg/Kg	5	<5	10/10/01	8015 mod.	---	99.8	105.2	76.1
Volatile organics-8260b/BTEX	---	---	---	---	10/17/01	8260b	---	---	---	---
Benzene	<20	µg/Kg	20	<20	10/17/01	8260b	---	88.4	109.2	108.1
Ethylbenzene	1850	µg/Kg	20	<20	10/17/01	8260b	---	105	105.2	102.5
m,p-Xylenes	3300	µg/Kg	20	<20	10/17/01	8260b	---	103.4	104.4	101.8
o-Xylene	1690	µg/Kg	20	<20	10/17/01	8260b	---	101.7	104.9	103.1
Toluene	177	µg/Kg	20	<20	10/17/01	8260b	---	88.3	110	109.8

This analytical report is respectfully submitted by AnalySys, Inc. The enclosed results have been carefully reviewed and, to the best of my knowledge, the analytical results are consistent with AnalySys, Inc.'s Quality Assurance/Quality Control Program. © Copyright 2000, AnalySys, Inc., Austin, TX. All rights reserved. No part of this publication may be reproduced or transmitted in any form or by any means without the express written consent of AnalySys, Inc.

Respectfully Submitted,
Richard Laster
 Richard Laster

1. Quality assurance data is for the sample batch which included this sample. 2. Precision (PREC) is the absolute value of the relative percent (%) difference between duplicate measurements. 3. Recovery (Recov.) is the percent (%) of analyte recovered from a spiked sample. 4. Calibration Verification (CCV) and Laboratory Control Sample (LCS) results are expressed as the percent (%) recovery of analyte from a known standard or matrix. 5. Reporting Quantitation Limits (RQL), typically at or above the Practical Quantitation Limit (PQL) of the analytical method. 6. Method numbers typically denote USEPA procedures. Less than (" $<$ ") values reflect nominal quantitation limits adjusted for any required dilutions. 7. Data Qualifiers are J = analyte potentially present between the PQL and the MDL. B = Analyte detected in associated method blank(s). S1 = MS and/or MSD recovery exceed advisory limits. S2 = Post digestion spike (PDS) recovery exceeds advisory limit. S3 = MS and/or MSD and PDS recoveries exceed advisory limits. P = Precision higher than advisory limit. M = Matrix interference.

Report#/Lab ID#: 120320
Sample Matrix: soil

Project ID: 2001-11098
Sample Name: EQTG10301B1H8-10"

Client: Environmental Plus, Inc.
Attn: Pat McCasland

REPORT OF SURROGATE RECOVERY

Surrogate Compound	Method	Recovery	Recovery Limit	Data Qualifiers
o-xylene-d8	8015 mod.	142	50-150	---
p-Tolphenyl	8015 mod.	78.2	50-150	---
1,2-Dichloroethane-d4	8260b	73.8	65-115	---
Toluene-d8	8260b	88.9	50-120	---

Data Qualifiers: D= Surrogates diluted and X= Surrogates outside advisory recovery limits.

Client: Environmental Plus, Inc.
 Attn: Pat McCasland
 Address: 1324 M. St Po Box
 Eunice NM 88231
 Phone: (505) 394-3481 FAX: (505) 394-2601

Report#/Lab ID#: 120321 Report Date: 10/18/01
 Project ID: 2001-11098
 Sample Name: EQTG10301BH8-15'
 Sample Matrix: soil
 Date Received: 10/05/2001 Time: 12:30
 Date Sampled: 10/03/2001 Time: 01:35

REPORT OF ANALYSIS

QUALITY ASSURANCE DATA¹

Parameter	Result	Units	RQL ⁵	Blank	Date	Method ⁶	Data Qual ⁷	Prec. ²	Recov. ³	CCV ⁴	LCS ⁴
TPH by GC (as diesel)	<5	mg/Kg	5	<5	10/10/01	8015 mod.	J	7.7	109.6	111.5	81.3
TPH by GC (as diesel-ext)	---	---	---	---	10/09/01	3540	---	---	---	---	---
TPH by GC (as gasoline)	<5	mg/Kg	5	<5	10/10/01	8015 mod.	J	7.9	99.8	105.2	76.2
Volatile organics-8260b/BTEX	---	---	---	---	10/17/01	8260b	---	---	---	---	---
Benzene	<20	µg/Kg	20	<20	10/17/01	8260b	---	12.8	88.4	109.2	108.1
Ethylbenzene	28.2	µg/Kg	20	<20	10/17/01	8260b	---	2.3	105	105.2	102.5
m,p-Xylenes	38.6	µg/Kg	20	<20	10/17/01	8260b	---	1.8	103.4	104.4	101.8
o-Xylene	<20	µg/Kg	20	<20	10/17/01	8260b	J	1.9	101.7	104.9	103.1
Toluene	29.4	µg/Kg	20	<20	10/17/01	8260b	---	13.8	88.3	110	109.8

This analytical report is respectfully submitted by AnalySys, Inc. The enclosed results have been carefully reviewed and, to the best of my knowledge, the analytical results are consistent with AnalySys, Inc.'s Quality Assurance/Quality Control Program. © Copyright 2000, AnalySys, Inc., Austin, TX. All rights reserved. No part of this publication may be reproduced or transmitted in any form or by any means without the express written consent of AnalySys, Inc.
 Respectfully Submitted,
Richard Laster
 Richard Laster

1. Quality assurance data is for the sample batch which included this sample. 2. Precision (PREC) is the absolute value of the relative percent (%) difference between duplicate measurements. 3. Recovery (Recov.) is the percent (%) of analyte recovered from a spiked sample. 4. Calibration Verification (CCV) and Laboratory Control Sample (LCS) results are expressed as the percent (%) recovery of analyte from a known standard or matrix. 5. Reporting Quantitation Limits (RQL), typically at or above the Practical Quantitation Limit (PQL) of the analytical method. 6. Method numbers typically denote USEPA procedures. Less than (" $<$ ") values reflect nominal quantitation limits adjusted for any required dilutions. 7. Data Qualifiers are J = analyte potentially present between the PQL and the MDL, B = Analyte detected in associated method blank(s), S1 = MS and/or MSD recovery exceed advisory limits, S2 = Post digestion spike (PDS) recovery exceeds advisory limit, S3 = MS and/or MSD and PDS recoveries exceed advisory limits, P = Precision higher than advisory limit, M = Matrix interference.

Client: Environmental Plus, Inc.
Attn: Pat McCasland

Project ID: 2001-11098
Sample Name: EQTG10301B118-15'

Report#/Lab ID#: 120321
Sample Matrix: soil

REPORT OF SURROGATE RECOVERY

Surrogate Compound	Method	Recovery	Recovery Limit	Data Qualifiers
Nitrobenzene-d5	8015 mod.	129	50-150	---
p-Terphenyl	8015 mod.	95	50-150	---
1,2-Dichloroethane-d4	8260b	103	65-115	---
Toluene-d8	8260b	93.4	50-120	---

Data Qualifiers: D= Surrogates diluted and X= Surrogates outside advisory recovery limits.

Report #/Lab ID#: 120321 Matrix: soil
 Client: Environmental Plus, Inc.
 Project ID: 2001-11098
 Sample Name: EQTG10301BH8-15'

Attn: Pat McCasland

Sample Temperature/Condition <=6°C

The typical sample temperature criteria (except for metals by ICP, GFAA and AA and a very few other tests) is <= 6°C. Possible exceptions include samples submitted to laboratory within such a short time after sampling that cooling measures used in the field and during transport had insufficient time to achieve desired temperatures in the samples (see sample collection and sample receipt times) and samples where the temperature could not be measured due to sample submission in a manner precluding temperature measurement without impacting sample integrity (ex. in a bottle with no cooler).

Sample Bottles & Preservation

- Sample received in appropriate container(s) and appear to be appropriately preserved.
- Sample received in appropriate container(s). State of sample preservation unknown.
- Sample received in inappropriate container(s) and/or with unknown state of preservation.

J flag Discussion

A J flag data qualifier indicates (as required under TNRCC-TTRRP reporting requirements) that the raw calculated analyte concentration in the sample (uncorrected for background levels/blanks and other potential sources of sampling and analytical contamination), though less than the Reported Quantitation Limit (RQL) is greater than the Detection Limit. Because the reported result is below the quantitation limit for this project/sample (or test procedure), GC/MS organics results may or MAY NOT have been verified as to the presence and relative ratio of target ions (eg. the material causing the J flag "hit" in such situations may be nothing more than background ion-fragment noise.)

Comments pertaining to Data Qualifiers and QC data:

Parameter	Qualif	Comment
TPH by GC (as diesel)	J	See J-flag discussion above.
TPH by GC (as gasoline)	J	See J-flag discussion above.
o-Xylene	J	See J-flag discussion above.

Notes:

Client: Environmental Plus, Inc.
Attn: Pat McCasland

Project ID: 2001-11098
Sample Name: EQTG10301BH8-20

Report#/Lab ID#: 120322
Sample Matrix: soil

REPORT OF SURROGATE RECOVERY

Surrogate Compound	Method	Recovery	Recovery Limit	Data Qualifiers
Surfbenzene-d5	8015 mod.	134	50-150	---
p-Terphenyl	8015 mod.	119	50-150	---
1,2-Dichloroethane-d4	8260b	109	65-115	---
Toluene-d8	8260b	91.4	50-120	---

Data Qualifiers: D= Surrogates diluted and X= Surrogates outside advisory recovery limits.

Client: Environmental Plus, Inc.
 Attn: Pat McCasland
 Address: 1324 M.St.Po Box
 Eunice NM 88231
 Phone: (505) 394-3481 FAX: (505) 394-2601

Report#/Lab ID#: 120314 Report Date: 10/18/01
 Project ID: 2001-11098
 Sample Name: EQTG10201BH9-2
 Sample Matrix: soil
 Date Received: 10/05/2001 Time: 12:30
 Date Sampled: 10/02/2001 Time: 02:15

REPORT OF ANALYSIS

QUALITY ASSURANCE DATA

Parameter	Result	Units	RQL ⁵	Blank	Date	Method ⁶	Data Qual ⁷	Prec. ²	Recov. ³	CCV ⁴	LCS ⁴
TPH by GC (as diesel)	<5	mg/Kg	5	<5	10/09/01	8015 mod.	---	0.3	123.3	109.6	112.2
TPH by GC (as diesel-ext)	---	---	---	---	10/08/01	3540	---	---	---	---	---
TPH by GC (as gasoline)	<5	mg/Kg	5	<5	10/09/01	8015 mod.	---	4.2	104.8	104.5	95.5
Volatile organics-8260b/BTEX	---	---	---	---	10/16/01	8260b	---	---	---	---	---
Benzene	<20	µg/Kg	20	<20	10/16/01	8260b	---	12.6	85.7	95.5	110.5
Ethylbenzene	<20	µg/Kg	20	<20	10/16/01	8260b	J	5.9	94.9	101.1	92.3
m,p-Xylenes	<20	µg/Kg	20	<20	10/16/01	8260b	J	3.3	83.9	89.9	81.4
o-Xylene	<20	µg/Kg	20	<20	10/16/01	8260b	---	6.8	91	104.6	95
Toluene	<20	µg/Kg	20	<20	10/16/01	8260b	---	12.8	87.2	94.8	114.2

This analytical report is respectfully submitted by AnalySys, Inc. The enclosed results have been carefully reviewed and, to the best of my knowledge, the analytical results are consistent with AnalySys, Inc.'s Quality Assurance/Quality Control Program. © Copyright 2000, AnalySys, Inc., Austin, TX. All rights reserved. No part of this publication may be reproduced or transmitted in any form or by any means without the express written consent of AnalySys, Inc.
 Respectfully Submitted,
Richard Laster
 Richard Laster

1. Quality assurance data is for the sample batch which included this sample. 2. Precision (PREC) is the absolute value of the relative percent (%) difference between duplicate measurements. 3. Recovery (Recov.) is the percent (%) of analyte recovered from a spiked sample. 4. Calibration Verification (CCV) and Laboratory Control Sample (LCS) results are expressed as the percent (%) recovery of analyte from a known standard or matrix. 5. Reporting Quantitation Limits (RQL), typically at or above the Practical Quantitation Limit (PQL) of the analytical method. 6. Method numbers typically denote USEPA procedures. Less than (" $<$ ") values reflect nominal quantitation limits adjusted for any required dilutions. 7. Data Qualifiers are J = analyte potentially present between the PQL and the MDL. B = Analyte detected in associated method blank(s). S1 = MS and/or MSD recovery exceed advisory limits. S2 = Post digestion spike (PDS) recovery exceeds advisory limit. S3 = MS and/or MSD and PDS recoveries exceed advisory limits. P = Precision higher than advisory limit. M = Matrix interference.

Client: Environmental Plus, Inc.
Attn: Pat McCusland

Project ID: 2001-11098
Sample Name: EQTG10201BH9-2

Report#/Lab ID#: 120314
Sample Matrix: soil

REPORT OF SURROGATE RECOVERY

Surrogate Compound	Method	Recovery	Recovery Limit	Data Qualifiers
Nitrobenzene-d5	8015 mod.	111	50-150	---
p-Terphenyl	8015 mod.	110	50-150	---
1,2-Dichloroethane-d4	8260b	81.6	65-115	---
Toluene-d8	8260b	93.7	50-120	---

Data Qualifiers: D= Surrogates diluted and X= Surrogates outside advisory recovery limits.

Report #/Lab ID#: 120314 Matrix: soil
Client: Environmental Plus, Inc.
Project ID: 2001-11098
Sample Name: FQTG10201BH9-2

Attn: Pat McCasland

Sample Temperature/Condition <=6°C

The typical sample temperature criteria (except for metals by ICP, GFAA and AA and a very few other tests) is <= 6°C. Possible exceptions include samples submitted to laboratory within such a short time after sampling that cooling measures used in the field and during transport had insufficient time to achieve desired temperatures in the samples (see sample collection and sample receipt times) and samples where the temperature could not be measured due to sample submission in a manner precluding temperature measurement without impacting sample integrity (ex. in a bottle with no cooler).

Sample Bottles & Preservation

- Sample received in appropriate container(s) and appear to be appropriately preserved.
- Sample received in appropriate container(s). State of sample preservation unknown.
- Sample received in inappropriate container(s) and/or with unknown state of preservation.

J Flag Discussion

A J flag data qualifier indicates (as required under TNRCC-TRRP reporting requirements) that the raw calculated analyte concentration in the sample (uncorrected for background levels/blanks and other potential sources of sampling and analytical contamination), though less than the Reported Quantitation Limit (RQL) is greater than the Detection Limit. Because the reported result is below the quantitation limit for this project/sample (or test procedure), GC/MS organics results may or MAY NOT have been verified as to the presence and relative ratio of target ions (eg. the material causing the J flag "hit" in such situations may be nothing more than background ion-fragment noise.)

Comments pertaining to Data Qualifiers and QC data:

Parameter	Qualif	Comment
Ethylbenzene	J	See J-flag discussion above.
m,p-Xylenes	J	See J-flag discussion above.

Notes: _____

Client: Environmental Plus, Inc.
 Attn: Pat McCasland
 Address: 1324 M.Si Po Box
 Eunice NM 88231
 Phone: (505) 394-3481 FAX: (505) 394-2601

Report#/Lab ID#: 120315 Report Date: 10/18/01
 Project ID: 2001-11098
 Sample Name: EQTG10201BH9-5
 Sample Matrix: soil
 Date Received: 10/05/2001 Time: 12:30
 Date Sampled: 10/02/2001 Time: 02:35

REPORT OF ANALYSIS

Parameter	Result	Units	RQL ⁵	Blank	Date	Method ⁶	Data Qual ⁷	Prec. ²	Recov. ³	CCV ⁴	LCS ⁴
TPH by GC (as diesel)	34.3	mg/Kg	5	<5	10/09/01	8015 mod.	---	0.3	123.3	109.6	112.2
TPH by GC (as diesel-ext)	---	---	---	---	10/08/01	3540	---	---	---	---	---
TPH by GC (as gasoline)	<5	mg/Kg	5	<5	10/09/01	8015 mod.	J	4.2	104.8	104.5	95.1
Volatile organics-8260b/BTEX	---	---	---	---	10/16/01	8260b	---	---	---	---	---
Benzene	<20	µg/Kg	20	<20	10/16/01	8260b	---	12.6	85.7	95.5	110.5
Ethylbenzene	<20	µg/Kg	20	<20	10/16/01	8260b	J	5.9	94.9	101.1	92.3
m,p-Xylenes	<20	µg/Kg	20	<20	10/16/01	8260b	J	3.3	83.9	89.9	81.4
o-Xylene	<20	µg/Kg	20	<20	10/16/01	8260b	---	6.8	91	104.6	95
Toluene	<20	µg/Kg	20	<20	10/16/01	8260b	---	12.8	87.2	94.8	114.2

QUALITY ASSURANCE DATA¹

This analytical report is respectfully submitted by AnalySys, Inc. The enclosed results have been carefully reviewed and, to the best of my knowledge, the analytical results are consistent with AnalySys, Inc.'s Quality Assurance/Quality Control Program. © Copyright 2000, AnalySys, Inc., Austin, TX. All rights reserved. No part of this publication may be reproduced or transmitted in any form or by any means without the express written consent of AnalySys, Inc.
 Respectfully Submitted,
Richard Luster
 Richard Luster

1. Quality assurance data is for the sample batch which included this sample. 2. Precision (PREC) is the absolute value of the relative percent (%) difference between duplicate measurements. 3. Recovery (Recov.) is the percent (%) of analyte recovered from a spiked sample. 4. Calibration Verification (CCV) and Laboratory Control Sample (LCS) results are expressed as the percent (%) recovery of analyte from a known standard or matrix. 5. Reporting Quantitation Limits (RQL), typically at or above the Practical Quantitation Limit (PQL) of the analytical method. 6. Method numbers typically denote USEPA procedures. Less than (" $<$ ") values reflect nominal quantitation limits adjusted for any required dilutions. 7. Data Qualifiers are J = analyte potentially present between the PQL and the MDL, B = Analyte detected in associated method blank(s). S1 =MS and/or MSD recovery exceed advisory limits. S2 =Post digestion spike (PDS) recovery exceeds advisory limit. S3 =MS and/or MSD and PDS recoveries exceed advisory limits. P =Precision higher than advisory limit. M =Matrix interference.

Client: Environmental Plus, Inc.
Attn: Pat McCasland

Project ID: 2001-11098
Sample Name: EQTG10201BH9-5

Report#/Lab ID#: 120315
Sample Matrix: soil

REPORT OF SURROGATE RECOVERY

Surrogate Compound	Method	Recovery	Recovery Limit	Data Qualifiers
Nitrobenzene-d5	8015 mod.	125	50-150	---
p-Terphenyl	8015 mod.	106	50-150	---
1,2-Dichloroethane-d4	8260b	102	65-115	---
Toluene-d8	8260b	102	50-120	---

Data Qualifiers: D= Surrogates diluted and X= Surrogates outside advisory recovery limits.

Report #/Lab ID#: 120315 Matrix: soil

Client: Environmental Plus, Inc.

Project ID: 2001-11098

Sample Name: EQTG10201BH9-5

Attn: Pat McCasland

Sample Temperature/Condition <=6°C

The typical sample temperature criteria (except for metals by ICP, GFAA and AA and a very few other tests) is <=6°C. Possible exceptions include samples submitted to laboratory within a short time after sampling that cooling measures used in the field and during transport had insufficient time to achieve desired temperatures in the samples (see sample collection and sample receipt times) and samples where the temperature could not be measured (due to sample submission in a manner precluding temperature measurement without impacting sample integrity (ex. in a bottle with no cooler).

Sample Bottles & Preservation

- Sample received in appropriate container(s) and appear to be appropriately preserved.
- Sample received in appropriate container(s). State of sample preservation unknown.
- Sample received in inappropriate container(s) and/or with unknown state of preservation.

J flag Discussion

A J flag data qualifier indicates (as required under TNRCC-TRRP reporting requirements) that the raw calculated analyte concentration in the sample (uncorrected for background levels/blanks and other potential sources of sampling and analytical contamination), though less than the Reported Quantitation Limit (RQL) is greater than the Detection Limit. Because the reported result is below the quantitation limit for this project/sample (or test procedure), GC/MS organics results may or MAY NOT have been verified as to the presence and relative ratio of target ions (eg. the material causing the J flag "hit" in such situations may be nothing more than background ion-fragment noise.)

Comments pertaining to Data Qualifiers and QC data:

Parameter	Qualif	Comment
TPH by GC (as gasoline)	J	See J-flag discussion above.
Ethylbenzene	J	See J-flag discussion above.
m,p-Xylenes	J	See J-flag discussion above.

Notes:

Client: Environmental Plus, Inc.
 Attn: Pat McCasland
 Address: 1324 M. St Po Box
 Eunice NM 88231
 Phone: (505) 394-3481 FAX: (505) 394-2601

Report#/Lab ID#: 120316 Report Date: 10/18/01
 Project ID: 2001-11098
 Sample Name: EQTG10201BH9-10
 Sample Matrix: soil
 Date Received: 10/05/2001 Time: 12:30
 Date Sampled: 10/02/2001 Time: 03:00

REPORT OF ANALYSIS

QUALITY ASSURANCE DATA¹

Parameter	Result	Units	RQL ⁵	Blank	Date	Method ⁶	Data Qual ⁷	Prec. ²	Recov. ³	CCV ⁴	LCS ⁴
TPH by GC (as diesel)	<5	mg/Kg	5	<5	10/09/01	8015 mod.	J	0.3	123.3	109.6	112.2
TPH by GC (as diesel-ext)	---	---	---	---	10/08/01	3540	---	---	---	---	---
TPH by GC (as gasoline)	<5	mg/Kg	5	<5	10/09/01	8015 mod.	---	4.2	104.8	104.5	95.5
Volatile organics-8260b/BTEX	---	---	---	---	10/16/01	8260b	---	---	---	---	---
Benzene	<20	µg/Kg	20	<20	10/16/01	8260b	---	12.6	85.7	95.5	110.5
Ethylbenzene	<20	µg/Kg	20	<20	10/16/01	8260b	J	5.9	94.9	101.1	92.3
m,p-Xylenes	<20	µg/Kg	20	<20	10/16/01	8260b	J	3.3	83.9	89.9	81.4
o-Xylene	<20	µg/Kg	20	<20	10/16/01	8260b	---	6.8	91	104.6	95
Toluene	<20	µg/Kg	20	<20	10/16/01	8260b	---	12.8	87.2	94.8	114.2

This analytical report is respectfully submitted by AnalySys, Inc. The enclosed results have been carefully reviewed and, to the best of my knowledge, the analytical results are consistent with AnalySys, Inc.'s Quality Assurance/Quality Control Program. © Copyright 2000, AnalySys, Inc., Austin, TX. All rights reserved. No part of this publication may be reproduced or transmitted in any form or by any means without the express written consent of AnalySys, Inc.
 Respectfully Submitted,
Richard Laster
 Richard Laster

1. Quality assurance data is for the sample batch which included this sample. 2. Precision (PREC) is the absolute value of the relative percent (%) difference between duplicate measurements. 3. Recovery (Recov.) is the percent (%) of analyte recovered from a spiked sample. 4. Calibration Verification (CCV) and Laboratory Control Sample (LCS) results are expressed as the percent (%) recovery of analyte from a known standard or matrix. 5. Reporting Quantitation Limits (RQL), typically at or above the Practical Quantitation Limit (PQL) of the analytical method. 6. Method numbers typically denote USEPA procedures. Less than (" $<$ ") values reflect nominal quantitation limits adjusted for any required dilutions. 7. Data Qualifiers are J = analyte potentially present between the PQL and the MDL, B = Analyte detected in associated method blank(s). S1 =MS and/or MSD recovery exceed advisory limits. S2 =Post digestion spike (PDS) recovery exceeds advisory limit. S3 =MS and/or MSD and PDS recoveries exceed advisory limits. P =Precision higher than advisory limit. M =Matrix interference.

Client: Environmental Plus, Inc.
 Attn: Pat McCasland

Project ID: 2001-11098
 Sample Name: EQTG10201BH9-10

Report#/Lab ID#: 120316
 Sample Matrix: soil

REPORT OF SURROGATE RECOVERY

Surrogate Compound	Method	Recovery	Recovery Limit	Data Qualifiers
Nitrobenzene-d5	8015 mod.	98.8	50-150	---
p-Terphenyl	8015 mod.	93.2	50-150	---
1,2-Dichloroethane-d4	8260b	107	65-115	---
Toluene-d8	8260b	94.3	50-120	---

Data Qualifiers: D= Surrogates diluted and X= Surrogates outside advisory recovery limits.

Exceptions Report:

Report #/Lab ID#: 120316 Matrix: soil
Client: Environmental Plus, Inc. Attn: Pat McCasland
Project ID: 2001-11098
Sample Name: EQTG10201BH9-10

Sample Temperature/Condition <=6°C

The typical sample temperature criteria (except for metals by ICP, GFAA and AA and a very few other tests) is <= 6°C. Possible exceptions include samples submitted to laboratory within such a short time after sampling that cooling measures used in the field and during transport had insufficient time to achieve desired temperatures in the samples (see sample collection and sample receipt times) and samples where the temperature could not be measured due to sample submission in a manner precluding temperature measurement without impacting sample integrity (ex. in a bottle with no cooler).

Sample Bottles & Preservation

- Sample received in appropriate container(s) and appear to be appropriately preserved.
- Sample received in appropriate container(s). State of sample preservation unknown.
- Sample received in inappropriate container(s) and/or with unknown state of preservation.

J flag Discussion

A J flag data qualifier indicates (as required under TNRCC-TRRP reporting requirements) that the raw calculated analyte concentration in the sample (uncorrected for background levels/blanks and other potential sources of sampling and analytical contamination), though less than the Reported Quantitation Limit (RQL) is greater than the Detection Limit. Because the reported result is below the quantitation limit for this project/sample (or test procedure), GC/MS organics results may or MAY NOT have been verified as to the presence and relative ratio of target ions (eg. the material causing the J flag "hit" in such situations may be nothing more than background ion-fragment noise.)

Comments pertaining to Data Qualifiers and QC data:

Parameter	Qualif	Comment
TPH by GC (as diesel)	J	See J-flag discussion above.
Ethylbenzene	J	See J-flag discussion above.
m,p-Xylenes	J	See J-flag discussion above.

Notes:

Client: Environmental Plus, Inc.
 Attn: Pat McCasland
 Address: 1324 M. St Po Box
 Eunice NM 88231
 Phone: (505) 394-3481 FAX: (505) 394-2601

Report#/Lab ID#: I20317 Report Date: 10/18/01
 Project ID: 2001-11098
 Sample Name: EQTG10201BH9-15
 Sample Matrix: soil
 Date Received: 10/05/2001 Time: 12:30
 Date Sampled: 10/02/2001 Time: 03:15

REPORT OF ANALYSIS

QUALITY ASSURANCE DATA

Parameter	Result	Units	RQL ⁵	Blank	Date	Method ⁶	Data Qual ⁷	Prec. ²	Recov. ³	CCV ⁴	LCS ⁴
TPH by GC (as diesel)	<5	mg/Kg	5	<5	10/09/01	8015 mod.	---	0.3	123.3	109.6	112.2
TPH by GC (as diesel-ext)	---	---	---	---	10/08/01	3540	---	---	---	---	---
TPH by GC (as gasoline)	<5	mg/Kg	5	<5	10/09/01	8015 mod.	---	4.2	104.8	104.5	95.4
Volatile organics-8260b/BTEX	---	---	---	---	10/16/01	8260b	---	---	---	---	---
Benzene	<20	µg/Kg	20	<20	10/16/01	8260b	---	12.6	85.7	95.5	110.5
Ethylbenzene	<20	µg/Kg	20	<20	10/16/01	8260b	J	5.9	94.9	101.1	92.3
m,p-Xylenes	<20	µg/Kg	20	<20	10/16/01	8260b	J	3.3	83.9	89.9	81.4
o-Xylene	<20	µg/Kg	20	<20	10/16/01	8260b	---	6.8	91	104.6	95
Toluene	<20	µg/Kg	20	<20	10/16/01	8260b	---	12.8	87.2	94.8	114.2

This analytical report is respectfully submitted by AnalySys, Inc. The enclosed results have been carefully reviewed and, to the best of my knowledge, the analytical results are consistent with AnalySys, Inc.'s Quality Assurance/Quality Control Program. © Copyright 2000, AnalySys, Inc., Austin, TX. All rights reserved. No part of this publication may be reproduced or transmitted in any form or by any means without the express written consent of AnalySys, Inc.
 Respectfully Submitted,
Richard Laster
 Richard Laster

1. Quality assurance data is for the sample batch which included this sample. 2. Precision (PREC) is the absolute value of the relative percent (%) difference between duplicate measurements. 3. Recovery (Recov.) is the percent (%) of analyte recovered from a spiked sample. 4. Calibration Verification (CCV) and Laboratory Control Sample (LCS) results are expressed as the percent (%) recovery of analyte from a known standard or matrix. 5. Reporting Quantitation Limits (RQL), typically at or above the Practical Quantitation Limit (PQL) of the analytical method. 6. Method numbers typically denote USEPA procedures. Less than ("<") values reflect nominal quantitation limits adjusted for any required dilutions. 7. Data Qualifiers are J = analyte potentially present between the PQL and the MDL, B = Analyte detected in associated method blank(s). S1 =MS and/or MSD recovery exceed advisory limits. S2 =Post digestion spike (PDS) recovery exceeds advisory limit. S3 =MS and/or MSD and PDS recoveries exceed advisory limits. P =Precision higher than advisory limit. M =Matrix interference.



Client: Environmental Plus, Inc.
 Attn: Pat McCasland

Project ID: 2001-11098
 Sample Name: EQTG10201BH9-15

Report#/Lab ID#: 120317
 Sample Matrix: soil

REPORT OF SURROGATE RECOVERY

Surrogate Compound	Method	Recovery	Recovery Limit	Data Qualifiers
Nitrobenzene-d5	8015 mod.	101	50-150	---
p-Terphenyl	8015 mod.	96.8	50-150	---
1,2-Dichloroethane-d4	8260b	91.6	65-115	---
Toluene-d8	8260b	97.6	50-120	---

Data Qualifiers: D= Surrogates diluted and X= Surrogates outside advisory recovery limits.

N. [REDACTED] (512) 444-5896
 [REDACTED] (512) 447-4766
 [REDACTED] I.A. [REDACTED]

Report #/Lab ID#: 120317 Matrix: soil
 Client: Environmental Plus, Inc.
 Project ID: 2001-11098
 Sample Name: EQTG10201BH9-15

Attn: Pat McCasland

Sample Temperature/Condition <=6°C

The typical sample temperature criteria (except for metals by ICP, GFAA and AA and a very few other tests) is <= 6°C. Possible exceptions include samples submitted to laboratory within such a short time after sampling that cooling measures used in the field and during transport had insufficient time to achieve desired temperatures in the samples (see sample collection and sample receipt times) and samples where the temperature could not be measured due to sample submission in a manner precluding temperature measurement without impacting sample integrity (ex. in a bottle with no cooler).

Sample Bottles & Preservation

- Sample received in appropriate container(s) and appear to be appropriately preserved.
- Sample received in appropriate container(s). State of sample preservation unknown.
- Sample received in inappropriate container(s) and/or with unknown state of preservation.

J flag Discussion

A J flag data qualifier indicates (as required under TNRCC-TRRP reporting requirements) that the raw calculated analyte concentration in the sample (uncorrected for background levels/blanks and other potential sources of sampling and analytical contamination), though less than the Reported Quantitation Limit (RQL) is greater than the Detection Limit. Because the reported result is below the quantitation limit for this project/sample (or test procedure), GC/MS organics results may or MAY NOT have been verified as to the presence and relative ratio of target ions (eg. the material causing the J flag "hit" in such situations may be nothing more than background ion-fragment noise.)

Comments pertaining to Data Qualifiers and QC data:

Parameter	Qualif	Comment
Ethylbenzene	J	See J-flag discussion above.
m,p-Xylenes	J	See J-flag discussion above.

Notes:

4221 Freidrich Lane, Suite 190, Austin, TX 7874
(512) 444-5896

Send Reports To:

Company Name Environmental Plus
Address 2100 AVE D
City SUMNER State NM Zip 88231
ATTN: PAT McCasland
Phone 505-394-3481 Fax 505-394-2601

Bill to (if different):

Company Name E.ott
Address 5805 E. Highway 80
City Midland State TX Zip 79701
ATTN: WAYNE Brunette
Phone 915-554-0760 Fax 915-684-3456

#233

Analyses Requested (1)

Please attach explanatory information as require

Rush Status (must be confirmed with lab mgr.):

Project Name/PO#: 200(-11098) Sampler: [Signature]

Client Sample No. Description/Identification	Date Sampled	Time Sampled	No. of Containers	Soil	Water	Waste	Lab I.D. # (Lab only)	Comments
E-OTT-10513410	12-1-01	8:30	1	✓			120289	
E-OTT-10513415	12-1-01	8:40	1	✓			120290	
E-OTT-10513410	12-1-01	8:55	1	✓			120291	
E-OTT-10513415	12-1-01	9:05	1	X			120292	
E-OTT-10513420	12-1-01	9:17	1	✓			120293	
E-OTT-10513420	12-1-01	9:45	1	✓			120294	
E-OTT-10513420	12-1-01	10:20	1	✓			120295	
E-OTT-10513420	12-1-01	10:30	1	X			120296	
E-OTT-10513425	12-1-01	11:20	1	✓			120297	

(1) Unless specifically requested otherwise on this Chain-of-custody and/or attached documentation, all analyses will be conducted using ASI's method of choice and all data will be reported to ASI's normal report limits (MDL/POL). For GC/MS volatiles and extractables, unless specific analytical parameter lists are specified on this chain-of-custody or attached to this chain-of-custody, ASI will default to Priority Pollutant: ASI's HSL list at ASI's option. Specific compound lists must be supplied for all GC procedures.

Temp 1.9°C

Sample Relinquished By			Sample Received By				
Name	Affiliation	Date	Time	Name	Affiliation	Date	Time
Pat McCasland	Environmental Plus	12/1/01	3:00	Wayne Brunette	Highway ASI	12/15/01	12:30

[Tendering of above described samples to AnalySys, Inc. for analytical testing constitutes agreement by buyer/sampler to AnalySys, Inc.'s standard terms.]

4221 Freidrich Lane, Suite 190, Austin, TX 7874
(512) 444-5896

Send Reports To:

Company Name Environmental Plus
 Address 2100 AVE O
 City SLUICER State NY Zip 88231
 ATTN: PAT McCasland
 Phone 515-394-3481 Fax 505-394-2601

Company Name E.o.t.t.
 Address 5805 E. Highway 80
 City Midland State TX Zip 79701
 ATTN: WAYNE Brunette
 Phone 915-584-0860 Fax 915-684-3450

Rush Status (must be confirmed with lab mgr.):

Project Name/PO#: 2001-11088 Sampler: [Signature]

Analyses Requested (1)
 Please attach explanatory information as required

Client Sample No. Description/Identification	Date Sampled	Time Sampled	No. of Containers	Soil	Water	Waste	Lab I.D. # (Lab only)	Comments
<u>EOT 1000 B15-10</u>	<u>10-2-01</u>	<u>9:09</u>	<u>1</u>	<u>X</u>			<u>120300</u>	
<u>EOT 1000 B15-15</u>	<u>10-2-01</u>	<u>9:25</u>	<u>1</u>	<u>X</u>			<u>120301</u>	
<u>EOT 1000 B15-2</u>	<u>10-2-01</u>	<u>9:45</u>	<u>1</u>	<u>X</u>			<u>120302</u>	
<u>EOT 1000 B15-5</u>	<u>10-2-01</u>	<u>10:05</u>	<u>1</u>	<u>X</u>			<u>120303</u>	
<u>EOT 1000 B15-10</u>	<u>10-2-01</u>	<u>10:20</u>	<u>1</u>	<u>X</u>			<u>120304</u>	
<u>EOT 1000 B15-15</u>	<u>10-2-01</u>	<u>10:35</u>	<u>1</u>	<u>X</u>			<u>120305</u>	
<u>EOT 1000 B15-2</u>	<u>10-2-01</u>	<u>10:55</u>	<u>1</u>	<u>X</u>			<u>120306</u>	
<u>EOT 1000 B15-5</u>	<u>10-2-01</u>	<u>11:10</u>	<u>1</u>	<u>X</u>			<u>120307</u>	
<u>EOT 1000 B15-10</u>	<u>10-2-01</u>	<u>11:25</u>	<u>1</u>	<u>X</u>			<u>120308</u>	
<u>EOT 1000 B15-15</u>	<u>10-2-01</u>	<u>11:40</u>	<u>1</u>	<u>X</u>			<u>120309</u>	

(1) Unless specifically requested otherwise on this Chain-of-custody and/or attached documentation, all analyses will be conducted using ASI's method of choice and all data will be reported to ASI's normal report limits (MDL/PQL). For GC/MS volatiles and extractables, unless specific analytical parameter lists are specified on this chain-of-custody or attached to this chain-of-custody, ASI will default to Priority Pollutants ASI's HSL list at ASI's option. Specific compound lists must be supplied for all GC procedures.

Temp 1.9°C

Sample Relinquished By			Sample Received By				
Name	Affiliation	Date	Time	Name	Affiliation	Date	Time
<u>Pat McCasland</u>	<u>Environmental Plus</u>	<u>10/4/01</u>	<u>3:00</u>	<u>Wayne Brunette</u>	<u>ASI</u>	<u>10/5/01</u>	<u>12:30</u>

[Tendering of above described samples to AnalySys, Inc. for analytical testing constitutes agreement by buyer/sampler to AnalySys, Inc.'s standard terms.]

4221 Freidrich Lane, Suite 190, Austin, TX 78774
(512) 444-5896

Send Reports To:

Company Name Environmental Plus
 Address 2100 AVE O State NY Zip 88231
 City SUWAGE
 ATTN: PAT MIC CASLAND
 Phone 505-394-3481 Fax 505-394-2601

Company Name E.ott
 Address 5805 E. Highway 80
 City Midland State TX Zip 79701
 ATTN: WAYNE BRUNETTE
 Phone 915-536-0886 Fax 915-684-3450

Rush Status (must be confirmed with lab mgr.):
 Project Name/PO#: 2001-11028 Sampler: [Signature]

Analyses Requested (1)
 Please attach explanatory information as require

Client Sample No. Description/Identification	Date Sampled	Time Sampled	No. of Containers	Soil	Water	Waste	Lab I.D. # (Lab only)	Comments
2001-11028-10	10/20/01	1:00	1	X			120310	
2001-11028-11	10/20/01	1:15	1	X			120311	
2001-11028-12	10/20/01	1:35	1	X			120312	
2001-11028-13	10/20/01	1:50	1	X			120313	
2001-11028-14	10/20/01	2:15	1	X			120314	
2001-11028-15	10/20/01	3:35	1	X			120315	
2001-11028-16	10/20/01	5:00	1	X			120316	
2001-11028-17	10/20/01	5:15	1	Y			120317	

Unless specifically requested otherwise on this Chain-of-custody and/or attached documentation, all analyses will be conducted using ASI's method of choice and all data will be reported to ASI's normal reporting limits (MDL/PQL). For GC/MS volatiles and extractables, unless specific analytical parameter lists are specified on this chain-of-custody or attached to this chain-of-custody, ASI will default to Priority Pollutants ASI's HSL list at ASI's option. Specific compound lists must be supplied for all GC procedures.

Temp 19.0

Sample Relinquished By			Sample Received By				
Name	Affiliation	Date	Time	Name	Affiliation	Date	Time
Pat Mic Casland	Environmental Plus	10/20/01	3:00	Wayne Brunette	ASI	10/15/01	12:30

[Tendering of above described samples to AnalySys, Inc. for analytical testing constitutes agreement by buyer/sampler to AnalySys, Inc.'s standard terms.]



4221 Freidrich Lane, Suite 190, Austin, TX 787
(512) 444-5896

Send Reports To:

Company Name Environmental Plus
Address 2100 AVE O State NM Zip 88231
ATTN: Pat McCasland
Phone 505-394-3481 Fax 505-394-2601

Company Name E.o.t.t.
Address 5805 E. Highway 80
City Midland State TX Zip 79701
ATTN: Wayne Brunette
Phone 915-596-0888 Fax 915-688-3850

Rush Status (must be confirmed with lab mgr.):
Project Name/PO#: 2001-11098 Sampler: Handy

Analyses Requested (1)
Please attach explanatory information as requir

TTH 8/27/01 10:11 AM

Client Sample No. Description/Identification	Date Sampled	Time Sampled	No. of Containers	Soil	Water	Waste	Lab I.D. # (Lab only)	Comments
EO 76-12301 B46-2'	10-3-01	1:20	1	X			120318	
EO 76-12301 B46-5'	10-3-01	1:10	1	X			120319	
EO 76-12301 B46-10'	10-3-01	1:25	1	X			120320	
EO 76-12301 B46-15'	10-3-01	1:35	1	X			120321	
EO 76-12301 B46-20'	10-3-01	1:45	1	X			120322	
EO 76-12301 B46-2'	10-3-01	2:00	1	X			120323	
EO 76-12301 B46-5'	10-3-01	2:10	1	X			120324	
EO 76-12301 B46-10'	10-3-01	2:25	1	X			120325	
EO 76-12301 B46-15'	10-3-01	2:40	1	X			120326	


Unless specifically requested otherwise on this Chain-of-custody and/or attached documentation, all analyses will be conducted using ASI's method of choice and all data will be reported to ASI's normal report limits (MDL/PQL). For GC/MS volatiles and extractables, unless specific analytical parameter lists are specified on this chain-of-custody or attached to this chain-of-custody, ASI will default to Priority Pollutants ASI's HSL list at ASI's option. Specific compound lists must be supplied for all GC procedures.

Temp 19 C

Sample Relinquished By			Sample Received By				
Name	Affiliation	Date	Time	Name	Affiliation	Date	Time
<u>Pat McCasland</u>	<u>Environmental Plus</u>	<u>10/3/01</u>	<u>3:00</u>	<u>Wayne Brunette</u>	<u>ASI</u>	<u>10/5/01</u>	<u>17:30</u>

[Tendering of above described samples to AnalySys, Inc. for analytical testing constitutes agreement by buyer/sampler to AnalySys, Inc.'s standard terms.]

April 2004



12600 West I-20 East - Odessa, Texas 79765

Analytical Report

Prepared for:

Pat McCasland

Environmental Plus, Incorporated

2100 Avenue 6

Eunice, NM 88231

Project: Texaco QT

Project Number: 2001-11098

Location: None Given

Lab Order Number: 4E03001

Report Date: 05/05/04

Environmental Plus, Incorporated
2100 Avenue 6
Eunice NM, 88231

Project: Texaco QT
Project Number: 2001-11098
Project Manager: Pat McCasland

Fax: 505-394-2601
Reported:
05/05/04 16:27

ANALYTICAL REPORT FOR SAMPLES

Sample ID	Laboratory ID	Matrix	Date Sampled	Date Received
SLTQT43004NE-SUR	4E03001-01	Soil	04/30/04 13:41	05/03/04 10:05
SLTQT43004NE-5'	4E03001-02	Soil	04/30/04 13:56	05/03/04 10:05
SLTQT43004NE-10'	4E03001-03	Soil	04/30/04 14:00	05/03/04 10:05
SLTQT43004NE-15'	4E03001-04	Soil	04/30/04 14:20	05/03/04 10:05
SLTQT43004SW-SUR	4E03001-05	Soil	04/30/04 13:44	05/03/04 10:05
SLTQT43004SW-5'	4E03001-06	Soil	04/30/04 14:38	05/03/04 10:05
SLTQT43004SW-10'	4E03001-07	Soil	04/30/04 14:41	05/03/04 10:05
SLTQT43004SW-13'	4E03001-08	Soil	04/30/04 15:14	05/03/04 10:05

Environmental Plus, Incorporated
 2100 Avenue 6
 Eunice NM, 88231

Project: Texaco QT
 Project Number: 2001-11098
 Project Manager: Pat McCasland

Fax: 505-394-2601
 Reported:
 05/05/04 16:27

**Organics by GC
 Environmental Lab of Texas**

Analyte	Result	Reporting Limit	Units	Dilution	Batch	Prepared	Analyzed	Method	Notes
SLTQT43004NE-SUR (4E03001-01) Soil									
Benzene	0.338	0.0250	mg kg dry	25	EE40406	05/03/04	05/04/04	EPA 8021B	
Toluene	0.120	0.0250	"	"	"	"	"	"	
Ethylbenzene	J [0.0130]	0.0250	"	"	"	"	"	"	J
Xylene (p/m)	ND	0.0250	"	"	"	"	"	"	
Xylene (o)	ND	0.0250	"	"	"	"	"	"	
Surrogate: a.a.a-Trifluorotoluene		92.5 %		80-120	"	"	"	"	
Surrogate: 4-Bromofluorobenzene		65.2 %		80-120	"	"	"	"	S-04
Gasoline Range Organics C6-C12	J [46.3]	50.0	mg kg dry	5	EE40307	05/03/04	05/04/04	EPA 8015M	J
Diesel Range Organics >C12-C35	30600	50.0	"	"	"	"	"	"	
Total Hydrocarbon C6-C35	30600	50.0	"	"	"	"	"	"	
Surrogate: 1-Chlorooctane		17.2 %		70-130	"	"	"	"	S-06
Surrogate: 1-Chlorooctadecane		119 %		70-130	"	"	"	"	S-06

SLTQT43004NE-5' (4F03001-02) Soil

Benzene	ND	0.0250	mg kg dry	25	EE40406	05/03/04	05/03/04	EPA 8021B	
Toluene	ND	0.0250	"	"	"	"	"	"	
Ethylbenzene	ND	0.0250	"	"	"	"	"	"	
Xylene (p/m)	ND	0.0250	"	"	"	"	"	"	
Xylene (o)	ND	0.0250	"	"	"	"	"	"	
Surrogate: a.a.a-Trifluorotoluene		81.4 %		80-120	"	"	"	"	
Surrogate: 4-Bromofluorobenzene		88.8 %		80-120	"	"	"	"	
Gasoline Range Organics C6-C12	ND	10.0	mg kg dry	1	EE40307	05/03/04	05/04/04	EPA 8015M	
Diesel Range Organics >C12-C35	27.7	10.0	"	"	"	"	"	"	
Total Hydrocarbon C6-C35	27.7	10.0	"	"	"	"	"	"	
Surrogate: 1-Chlorooctane		106 %		70-130	"	"	"	"	
Surrogate: 1-Chlorooctadecane		125 %		70-130	"	"	"	"	

Environmental Lab of Texas

The results in this report apply to the samples analyzed in accordance with the samples received in the laboratory. This analytical report must be reproduced in its entirety, with written approval of Environmental Lab of Texas.

Quality Assurance Review

Environmental Plus, Incorporated
 2100 Avenue 6
 Eunice NM, 88231

Project: Texaco QT
 Project Number: 2001-11098
 Project Manager: Pat McCasland

Fax: 505-394-2601
 Reported:
 05/05/04 16:27

Organics by GC
Environmental Lab of Texas

Analyte	Result	Reporting Limit	Units	Dilution	Batch	Prepared	Analyzed	Method	Notes
SLTQT43004NE-10' (4E03001-03) Soil									
Benzene	ND	0.0250	mg/kg dry	25	EE40406	05/03/04	05/03/04	EPA 8021B	
Toluene	ND	0.0250	"	"	"	"	"	"	
Ethylbenzene	ND	0.0250	"	"	"	"	"	"	
Xylene (p/m)	ND	0.0250	"	"	"	"	"	"	
Xylene (o)	ND	0.0250	"	"	"	"	"	"	
<i>Surrogate: a.a.a-Trifluorotoluene</i>		84.5 %	80-120		"	"	"	"	
<i>Surrogate: 4-Bromofluorobenzene</i>		87.8 %	80-120		"	"	"	"	
Gasoline Range Organics C6-C12	ND	10.0	mg/kg dry	1	EE40307	05/03/04	05/04/04	EPA 8015M	
Diesel Range Organics >C12-C35	ND	10.0	"	"	"	"	"	"	
Total Hydrocarbon C6-C35	ND	10.0	"	"	"	"	"	"	
<i>Surrogate: 1-Chlorooctane</i>		95.2 %	70-130		"	"	"	"	
<i>Surrogate: 1-Chlorooctadecane</i>		108 %	70-130		"	"	"	"	

SLTQT43004NE-15' (4E03001-04) Soil

Benzene	ND	0.0250	mg/kg dry	25	EE40406	05/03/04	05/03/04	EPA 8021B	
Toluene	ND	0.0250	"	"	"	"	"	"	
Ethylbenzene	ND	0.0250	"	"	"	"	"	"	
Xylene (p/m)	ND	0.0250	"	"	"	"	"	"	
Xylene (o)	ND	0.0250	"	"	"	"	"	"	
<i>Surrogate: a.a.a-Trifluorotoluene</i>		85.0 %	80-120		"	"	"	"	
<i>Surrogate: 4-Bromofluorobenzene</i>		86.9 %	80-120		"	"	"	"	
Gasoline Range Organics C6-C12	ND	10.0	mg/kg dry	1	EE40307	05/03/04	05/04/04	EPA 8015M	
Diesel Range Organics >C12-C35	14.2	10.0	"	"	"	"	"	"	
Total Hydrocarbon C6-C35	14.2	10.0	"	"	"	"	"	"	
<i>Surrogate: 1-Chlorooctane</i>		114 %	70-130		"	"	"	"	
<i>Surrogate: 1-Chlorooctadecane</i>		122 %	70-130		"	"	"	"	

Environmental Lab of Texas

The results in this report apply to the samples analyzed in accordance with the samples received in the laboratory. This analytical report must be reproduced in its entirety, with written approval of Environmental Lab of Texas.

Quality Assurance Review

Page 3 of 12

Environmental Plus, Incorporated
 2100 Avenue 6
 Eunice NM, 88231

Project: Texaco QT
 Project Number: 2001-11098
 Project Manager: Pat McCasland

Fax: 505-394-2601
 Reported:
 05/05/04 16:27

Organics by GC
Environmental Lab of Texas

Analyte	Result	Reporting Limit	Units	Dilution	Batch	Prepared	Analyzed	Method	Notes
SLTQT43004SW-SUR (4E03001-05) Soil									
Benzene	0.0415	0.0250	mg/kg dry	25	EE40406	05/03/04	05/04/04	EPA 8021B	
Toluene	J [0.0161]	0.0250	"	"	"	"	"	"	J
Ethylbenzene	ND	0.0250	"	"	"	"	"	"	
Xylene (p/m)	ND	0.0250	"	"	"	"	"	"	
Xylene (o)	ND	0.0250	"	"	"	"	"	"	
Surrogate: a,a,a-Trifluorotoluene		76.0 %	80-120	"	"	"	"	"	S-04
Surrogate: 4-Bromofluorobenzene		63.6 %	80-120	"	"	"	"	"	S-04
Gasoline Range Organics C6-C12	ND	50.0	mg/kg dry	5	EE40307	05/03/04	05/04/04	EPA 8015M	
Diesel Range Organics >C12-C35	26400	50.0	"	"	"	"	"	"	
Total Hydrocarbon C6-C35	26400	50.0	"	"	"	"	"	"	
Surrogate: 1-Chlorooctane		16.7 %	70-130	"	"	"	"	"	S-06
Surrogate: 1-Chlorooctadecane		34.2 %	70-130	"	"	"	"	"	S-06

SLTQT43004SW-5' (4E03001-06) Soil

Benzene	11.2	0.100	mg/kg dry	100	EE40406	05/03/04	05/04/04	EPA 8021B	
Toluene	67.3	0.100	"	"	"	"	"	"	
Ethylbenzene	34.8	0.100	"	"	"	"	"	"	
Xylene (p/m)	65.0	0.100	"	"	"	"	"	"	
Xylene (o)	27.0	0.100	"	"	"	"	"	"	
Surrogate: a,a,a-Trifluorotoluene		76.1 %	80-120	"	"	"	"	"	S-04
Surrogate: 4-Bromofluorobenzene		96.1 %	80-120	"	"	"	"	"	
Gasoline Range Organics C6-C12	3000	10.0	mg/kg dry	1	EE40307	05/03/04	05/04/04	EPA 8015M	
Diesel Range Organics >C12-C35	6410	10.0	"	"	"	"	"	"	
Total Hydrocarbon C6-C35	9410	10.0	"	"	"	"	"	"	
Surrogate: 1-Chlorooctane		130 %	70-130	"	"	"	"	"	
Surrogate: 1-Chlorooctadecane		170 %	70-130	"	"	"	"	"	S-04

Environmental Lab of Texas

The results in this report apply to the samples analyzed in accordance with the samples received in the laboratory. This analytical report must be reproduced in its entirety, with written approval of Environmental Lab of Texas.

Quality Assurance Review

Page 4 of 12

Environmental Plus, Incorporated
 2100 Avenue 6
 Eunice NM, 88231

Project: Texaco QT
 Project Number: 2001-11098
 Project Manager: Pat McCasland

Fax: 505-394-2601
 Reported:
 05/05/04 16:27

Organics by GC
Environmental Lab of Texas

Analyte	Result	Reporting Limit	Units	Dilution	Batch	Prepared	Analyzed	Method	Notes
---------	--------	-----------------	-------	----------	-------	----------	----------	--------	-------

SLTQT43004SW-10' (4E03001-07) Soil

Benzene	28.4	0.100	mg/kg dry	100	EE40406	05/03/04	05/04/04	EPA 8021B	
Toluene	138	0.100	"	"	"	"	"	"	
Ethylbenzene	68.4	0.100	"	"	"	"	"	"	
Xylene (p/m)	95.6	0.100	"	"	"	"	"	"	
Xylene (o)	38.7	0.100	"	"	"	"	"	"	
Surrogate: a.a.a-Trifluorotoluene		1070 %	80-120		"	"	"	"	S-04
Surrogate: 4-Bromofluorobenzene		94.6 %	80-120		"	"	"	"	
Gasoline Range Organics C6-C12	5020	10.0	mg/kg dry	1	EE40307	05/03/04	05/04/04	EPA 8015M	
Diesel Range Organics >C12-C35	9400	10.0	"	"	"	"	"	"	
Total Hydrocarbon C6-C35	14400	10.0	"	"	"	"	"	"	
Surrogate: 1-Chlorooctane		119 %	70-130		"	"	"	"	
Surrogate: 1-Chlorooctadecane		196 %	70-130		"	"	"	"	S-04

SLTQT43004SW-13' (4E03001-08) Soil

Benzene	32.7	0.200	mg/kg dry	200	EE40406	05/03/04	05/04/04	EPA 8021B	
Toluene	138	0.200	"	"	"	"	"	"	
Ethylbenzene	69.6	0.200	"	"	"	"	"	"	
Xylene (p/m)	103	0.200	"	"	"	"	"	"	
Xylene (o)	41.7	0.200	"	"	"	"	"	"	
Surrogate: a.a.a-Trifluorotoluene		724 %	80-120		"	"	"	"	S-04
Surrogate: 4-Bromofluorobenzene		99.8 %	80-120		"	"	"	"	
Gasoline Range Organics C6-C12	4750	10.0	mg/kg dry	1	EE40307	05/03/04	05/04/04	EPA 8015M	
Diesel Range Organics >C12-C35	8860	10.0	"	"	"	"	"	"	
Total Hydrocarbon C6-C35	13600	10.0	"	"	"	"	"	"	
Surrogate: 1-Chlorooctane		129 %	70-130		"	"	"	"	
Surrogate: 1-Chlorooctadecane		191 %	70-130		"	"	"	"	S-04

Environmental Lab of Texas

The results in this report apply to the samples analyzed in accordance with the samples received in the laboratory. This analytical report must be reproduced in its entirety, with written approval of Environmental Lab of Texas.

Quality Assurance Review

Page 5 of 12

Environmental Plus, Incorporated
 2100 Avenue 6
 Eunice NM, 88231

Project: Texaco QT
 Project Number: 2001-11098
 Project Manager: Pat McCasland

Fax: 505-394-2601
 Reported:
 05/05/04 16:27

**General Chemistry Parameters by EPA / Standard Methods
 Environmental Lab of Texas**

Analyte	Result	Reporting Limit	Units	Dilution	Batch	Prepared	Analyzed	Method	Notes
SLTQT43004NE-SUR (4E03001-01) Soil									
% Solids	98.0		%	1	EE40402	05/04/04	05/04/04	% calculation	
SLTQT43004NE-5' (4E03001-02) Soil									
% Solids	94.0		%	1	EE40402	05/04/04	05/04/04	% calculation	
SLTQT43004NE-10' (4E03001-03) Soil									
% Solids	92.0		%	1	EE40402	05/04/04	05/04/04	% calculation	
SLTQT43004NE-15' (4E03001-04) Soil									
% Solids	94.0		%	1	EE40402	05/04/04	05/04/04	% calculation	
SLTQT43004SW-SUR (4E03001-05) Soil									
% Solids	98.0		%	1	EE40402	05/04/04	05/04/04	% calculation	
SLTQT43004SW-5' (4E03001-06) Soil									
% Solids	90.0		%	1	EE40402	05/04/04	05/04/04	% calculation	
SLTQT43004SW-10' (4E03001-07) Soil									
% Solids	90.0		%	1	EE40402	05/04/04	05/04/04	% calculation	
SLTQT43004SW-13' (4E03001-08) Soil									
% Solids	90.0		%	1	EE40402	05/04/04	05/04/04	% calculation	

Environmental Lab of Texas

The results in this report apply to the samples analyzed in accordance with the samples received in the laboratory. This analytical report must be reproduced in its entirety, with written approval of Environmental Lab of Texas.

Quality Assurance Review

Environmental Plus, Incorporated
2100 Avenue 6
Eunice NM, 88231

Project: Texaco QT
Project Number: 2001-11098
Project Manager: Pat McCasland

Fax: 505-394-2601
Reported:
05/05/04 16:27

Organics by GC - Quality Control
Environmental Lab of Texas

Analyte	Result	Reporting Limit	Units	Spike Level	Source Result	%REC	%REC Limits	RPD	RPD Limit	Notes
---------	--------	-----------------	-------	-------------	---------------	------	-------------	-----	-----------	-------

Batch EE40307 - Solvent Extraction (GC)

Blank (EE40307-BLK1)		Prepared & Analyzed: 05/03/04								
Gasoline Range Organics C6-C12	ND	10.0	mg/kg wet							
Diesel Range Organics >C12-C35	ND	10.0	"							
Total Hydrocarbon C6-C35	ND	10.0	"							
Surrogate: 1-Chlorooctane	36.0		mg/kg	50.0		72.0	70-130			
Surrogate: 1-Chlorooctadecane	38.7		"	50.0		77.4	70-130			

Blank (EE40307-BLK2)		Prepared: 05/03/04 Analyzed: 05/04/04								
Gasoline Range Organics C6-C12	ND	10.0	mg/kg wet							
Diesel Range Organics >C12-C35	ND	10.0	"							
Total Hydrocarbon C6-C35	ND	10.0	"							
Surrogate: 1-Chlorooctane	38.7		mg/kg	50.0		77.4	70-130			
Surrogate: 1-Chlorooctadecane	39.2		"	50.0		78.4	70-130			

LCS (EE40307-BS1)		Prepared & Analyzed: 05/03/04								
Gasoline Range Organics C6-C12	417	10.0	mg/kg wet	500		83.4	75-125			
Diesel Range Organics >C12-C35	448	10.0	"	500		89.6	75-125			
Total Hydrocarbon C6-C35	865	10.0	"	1000		86.5	75-125			
Surrogate: 1-Chlorooctane	44.9		mg/kg	50.0		89.8	70-130			
Surrogate: 1-Chlorooctadecane	42.6		"	50.0		85.2	70-130			

LCS (EE40307-BS2)		Prepared: 05/03/04 Analyzed: 05/04/04								
Gasoline Range Organics C6-C12	421	10.0	mg/kg wet	500		84.2	75-125			
Diesel Range Organics >C12-C35	531	10.0	"	500		106	75-125			
Total Hydrocarbon C6-C35	952	10.0	"	1000		95.2	75-125			
Surrogate: 1-Chlorooctane	47.2		mg/kg	50.0		94.4	70-130			
Surrogate: 1-Chlorooctadecane	44.8		"	50.0		89.5	70-130			

Calibration Check (EE40307-CCV1)		Prepared & Analyzed: 05/03/04								
Gasoline Range Organics C6-C12	453		mg/kg	500		90.6	80-120			
Diesel Range Organics >C12-C35	522		"	500		104	80-120			
Total Hydrocarbon C6-C35	975		"	1000		97.5	80-120			
Surrogate: 1-Chlorooctane	61.0		"	50.0		122	70-130			
Surrogate: 1-Chlorooctadecane	60.0		"	50.0		120	70-130			

Environmental Lab of Texas

The results in this report apply to the samples analyzed in accordance with the samples received in the laboratory. This analytical report must be reproduced in its entirety, with written approval of Environmental Lab of Texas.

Quality Assurance Review

Environmental Plus, Incorporated
 2100 Avenue 6
 Eunice NM, 88231

Project: Texaco QT
 Project Number: 2001-11098
 Project Manager: Pat McCasland

Fax: 505-394-2601
 Reported:
 05/05/04 16:27

Organics by GC - Quality Control
Environmental Lab of Texas

Analyte	Result	Reporting Limit	Units	Spike Level	Source Result	%REC	%REC Limits	RPD	RPD Limit	Notes
---------	--------	-----------------	-------	-------------	---------------	------	-------------	-----	-----------	-------

Batch EE40307 - Solvent Extraction (GC)

Calibration Check (EE40307-CCV2)

Prepared: 05/03/04 Analyzed: 05/04/04

Gasoline Range Organics C5-C12	450		mg/kg	500		90.0	80-120			
Diesel Range Organics >C12-C35	533		"	500		107	80-120			
Total Hydrocarbon C6-C35	983		"	1000		98.3	80-120			
Surrogate: 1-Chlorooctane	53.1		"	50.0		106	70-130			
Surrogate: 1-Chlorooctadecane	57.0		"	50.0		114	70-130			

Matrix Spike (EE40307-MS1)

Source: 4D30019-01

Prepared & Analyzed: 05/03/04

Gasoline Range Organics C5-C12	431	10.0	mg/kg dry	505	ND	85.3	75-125			
Diesel Range Organics >C12-C35	528	10.0	"	505	ND	105	75-125			
Total Hydrocarbon C6-C35	959	10.0	"	1010	ND	95.0	75-125			
Surrogate: 1-Chlorooctane	55.4		mg/kg	50.0		111	70-130			
Surrogate: 1-Chlorooctadecane	51.3		"	50.0		103	70-130			

Matrix Spike (EE40307-MS2)

Source: 4E03002-01

Prepared: 05/03/04 Analyzed: 05/04/04

Gasoline Range Organics C5-C12	535	10.0	mg/kg dry	581	ND	92.1	75-125			
Diesel Range Organics >C12-C35	627	10.0	"	581	ND	108	75-125			
Total Hydrocarbon C6-C35	1160	10.0	"	1160	ND	100	75-125			
Surrogate: 1-Chlorooctane	56.2		mg/kg	50.0		112	70-130			
Surrogate: 1-Chlorooctadecane	61.3		"	50.0		123	70-130			

Matrix Spike Dup (EE40307-MSD1)

Source: 4D30019-01

Prepared & Analyzed: 05/03/04

Gasoline Range Organics C5-C12	440	10.0	mg/kg dry	505	ND	87.1	75-125	2.07	20	
Diesel Range Organics >C12-C35	543	10.0	"	505	ND	108	75-125	2.80	20	
Total Hydrocarbon C6-C35	983	10.0	"	1010	ND	97.3	75-125	2.47	20	
Surrogate: 1-Chlorooctane	55.6		mg/kg	50.0		111	70-130			
Surrogate: 1-Chlorooctadecane	51.2		"	50.0		102	70-130			

Matrix Spike Dup (EE40307-MSD2)

Source: 4E03002-01

Prepared: 05/03/04 Analyzed: 05/04/04

Gasoline Range Organics C6-C12	495	10.0	mg/kg dry	581	ND	85.2	75-125	7.77	20	
Diesel Range Organics >C12-C35	609	10.0	"	581	ND	105	75-125	2.91	20	
Total Hydrocarbon C6-C35	1100	10.0	"	1160	ND	94.8	75-125	5.31	20	
Surrogate: 1-Chlorooctane	58.9		mg/kg	50.0		118	70-130			
Surrogate: 1-Chlorooctadecane	64.1		"	50.0		128	70-130			

Environmental Lab of Texas

The results in this report apply to the samples analyzed in accordance with the samples received in the laboratory. This analytical report must be reproduced in its entirety, with written approval of Environmental Lab of Texas.

Quality Assurance Review

Page 8 of 12

Environmental Plus, Incorporated
 2100 Avenue 6
 Eunice NM, 88231

Project: Texaco QT
 Project Number: 2001-11098
 Project Manager: Pat McCasland

Fax: 505-394-2601
 Reported:
 05/05/04 16:27

Organics by GC - Quality Control
Environmental Lab of Texas

Analyte	Result	Reporting Limit	Units	Spike Level	Source Result	%REC	%REC Limits	RPD	RPD Limit	Notes
---------	--------	-----------------	-------	-------------	---------------	------	-------------	-----	-----------	-------

Batch EE40406 - EPA 5030C (GC)

Blank (EE40406-BLK1)

Prepared & Analyzed: 05/03/04

Benzene	ND	0.0250	mg/kg wet							
Toluene	ND	0.0250	"							
Ethylbenzene	ND	0.0250	"							
Xylene (p/m)	ND	0.0250	"							
Xylene (o)	ND	0.0250	"							
Surrogate: a,a,a-Trifluorotoluene	84.2		ug/kg	100		84.2	80-120			
Surrogate: 4-Bromofluorobenzene	90.4		"	100		90.4	80-120			

LCS (EE40406-BS1)

Prepared & Analyzed: 05/03/04

Benzene	83.2		ug/kg	100		83.2	80-120			
Toluene	84.0		"	100		84.0	80-120			
Ethylbenzene	85.3		"	100		85.3	80-120			
Xylene (p/m)	171		"	200		85.5	80-120			
Xylene (o)	84.5		"	100		84.5	80-120			
Surrogate: a,a,a-Trifluorotoluene	88.6		"	100		88.6	80-120			
Surrogate: 4-Bromofluorobenzene	92.4		"	100		92.4	80-120			

Calibration Check (EE40406-CCV1)

Prepared: 05/03/04 Analyzed: 05/04/04

Benzene	81.8		ug/kg	100		81.8	80-120			
Toluene	83.4		"	100		83.4	80-120			
Ethylbenzene	83.3		"	100		83.3	80-120			
Xylene (p/m)	166		"	200		83.0	80-120			
Xylene (o)	81.3		"	100		81.3	80-120			
Surrogate: a,a,a-Trifluorotoluene	85.3		"	100		85.3	80-120			
Surrogate: 4-Bromofluorobenzene	80.6		"	100		80.6	80-120			

Matrix Spike (EE40406-MS1)

Source: 4D30010-02

Prepared: 05/03/04 Analyzed: 05/04/04

Benzene	2140		ug/kg	2500	ND	85.6	80-120			
Toluene	2130		"	2500	10.7	84.8	80-120			
Ethylbenzene	2200		"	2500	47.8	86.1	80-120			
Xylene (p/m)	4430		"	5000	144	85.7	80-120			
Xylene (o)	2250		"	2500	65.5	87.4	80-120			
Surrogate: a,a,a-Trifluorotoluene	82.7		"	100		82.7	80-120			
Surrogate: 4-Bromofluorobenzene	85.1		"	100		85.1	80-120			

Environmental Lab of Texas

The results in this report apply to the samples analyzed in accordance with the samples received in the laboratory. This analytical report must be reproduced in its entirety, with written approval of Environmental Lab of Texas.

Quality Assurance Review

Page 9 of 12

Environmental Plus, Incorporated
 2100 Avenue 6
 Eunice NM, 88231

Project: Texaco QT
 Project Number: 2001-11098
 Project Manager: Pat McCasland

Fax: 505-394-2601

Reported:
 05/05/04 16:27

**Organics by GC - Quality Control
 Environmental Lab of Texas**

Analyte	Result	Reporting Limit	Units	Spike Level	Source Result	%REC	%REC Limits	RPD	RPD Limit	Notes
---------	--------	-----------------	-------	-------------	---------------	------	-------------	-----	-----------	-------

Batch EE40406 - EPA 5030C (GC)

Matrix Spike Dup (EE40406-MSD1)

Source: 4D30010-02

Prepared: 05/03/04 Analyzed: 05/04/04

Benzene	2130		ug/kg	2500	ND	85.2	80-120	0.468	20	
Toluene	2150		"	2500	10.7	85.6	80-120	0.939	20	
Ethylbenzene	2200		"	2500	47.8	86.1	80-120	0.00	20	
Xylene (p/m)	4420		"	5000	144	85.5	80-120	0.234	20	
Xylene (o)	2230		"	2500	65.5	86.6	80-120	0.920	20	
Surrogate: a,a,a-Trifluorotoluene	83.4		"	100		83.4	80-120			
Surrogate: 4-Bromofluorobenzene	81.5		"	100		81.5	80-120			

Environmental Lab of Texas

The results in this report apply to the samples analyzed in accordance with the samples received in the laboratory. This analytical report must be reproduced in its entirety, with written approval of Environmental Lab of Texas.

Quality Assurance Review

Page 10 of 12

Environmental Plus, Incorporated
2100 Avenue 6
Eunice NM, 88231

Project: Texaco QT
Project Number: 2001-11098
Project Manager: Pat McCasland

Fax: 505-394-2601
Reported:
05/05/04 16:27

General Chemistry Parameters by EPA / Standard Methods - Quality Control
Environmental Lab of Texas

Analyte	Result	Reporting Limit	Units	Spike Level	Source Result	%REC	%REC Limits	RPD	RPD Limit	Notes
---------	--------	-----------------	-------	-------------	---------------	------	-------------	-----	-----------	-------

Batch EE40402 - % Solids

Blank (EE40402-BLK1)

Prepared & Analyzed: 05/04/04

% Solids 100 %

Duplicate (EE40402-DUF1)

Source: 4D30018-01

Prepared & Analyzed: 05/04/04

% Solids 98.0 % 97.0 1.03 20

Environmental Lab of Texas

The results in this report apply to the samples analyzed in accordance with the samples received in the laboratory. This analytical report must be reproduced in its entirety, with written approval of Environmental Lab of Texas.

Quality Assurance Review

Page 11 of 12

Environmental Plus, Incorporated
2100 Avenue 6
Eunice NM, 88231

Project: Texaco QT
Project Number: 2001-11098
Project Manager: Pat McCasland

Fax: 505-394-2601

Reported:
05/05/04 16:27

Notes and Definitions

S-06 The recovery of this surrogate is outside control limits due to sample dilution required from high analyte concentration and/or matrix interference's.

S-Q4 The surrogate recovery for this sample is outside of established control limits due to a sample matrix effect.

J Detected but below the Reporting Limit; therefore, result is an estimated concentration (CLP J-Flag).

DET Analyte DETECTED

ND Analyte NOT DETECTED at or above the reporting limit

NR Not Reported

dry Sample results reported on a dry weight basis

RPD Relative Percent Difference

Environmental Lab of Texas

The results in this report apply to the samples analyzed in accordance with the samples received in the laboratory. This analytical report must be reproduced in its entirety, with written approval of Environmental Lab of Texas.

Quality Assurance Review

Page 12 of 12

June 2, 2004

ENVIRONMENTAL

LAB OF LTD.

Invoice


DATE	INVOICE NO.
6/5/2004	19524

BILL TO "Don't Treat Your Soil Like Dirt!"

PLAINS ALL AMERICAN EH & S
 1301 S. COUNTY ROAD 1150
 MIDLAND, TX 79706-4476
 JEFF DANN

TERMS	P.O. NO.	PROJECT
Net 30		2001-11098

ITEM	DESCRIPTION	QTY	RATE	AMOUNT
8015M (Soil/Solid)	TEXACO QT GATHERING ELT#4F02004-01 THRU 05 SW846-8015M GRO/DRO (Soil/Solid % Solids included)	5	60.00	300.00
BTEX (Soil/Solid)	BTEX IN SOIL/SOLID	5	60.00	300.00
DISC	SUBTOTAL			600.00
	DISCOUNT		-10.00%	-60.00

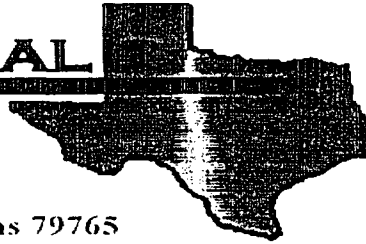


032 5450 5201 - 30 8736 2 457
 2001-11098 Lat

We appreciate your business.

Total \$540.00

**E NVIRONMENTAL
LAB OF**



12600 West I-20 East - Odessa, Texas 79765

Analytical Report

Prepared for:

Jeff Dann

Plains All American EH & S

1301 S. County Road 1150

Midland, TX 79706-4476

Project: Texaco QT Gathering

Project Number: 2001-11098

Location: None Given

Lab Order Number: 4F02004

Report Date: 06/04/04

Plains All American EH & S
1301 S. County Road 1150
Midland TX, 79706-4476

Project: Texaco QT Gathering
Project Number: 2001-11098
Project Manager: Jeff Dann

Fax: (432) 687-4914

Reported:
06/04/04 17:34

ANALYTICAL REPORT FOR SAMPLES

Sample ID	Laboratory ID	Matrix	Date Sampled	Date Received
CLEQTG620WW	4F02004-01	Soil	06/02/04 07:30	06/02/04 13:00
CLEQTG6204EW	4F02004-02	Soil	06/02/04 07:45	06/02/04 13:00
CLEQTG6204SW	4F02004-03	Soil	06/02/04 08:00	06/02/04 13:00
CLEQTG6204NW	4F02004-04	Soil	06/02/04 08:15	06/02/04 13:00
CLEQTG6204BH	4F02004-05	Soil	06/02/04 08:30	06/02/04 13:00

Plains All American EH & S
 1301 S. County Road 1150
 Midland TX, 79706-4476

Project: Texaco QT Gathering
 Project Number: 2001-11098
 Project Manager: Jeff Dann

Fax: (432) 687-4914
 Reported:
 06/04/04 17:34

Organics by GC
Environmental Lab of Texas


Analyte	Result	Reporting Limit	Units	Dilution	Batch	Prepared	Analyzed	Method	Notes
CLEQTG620WW (4F02004-01) Soil									
Benzene	ND	0.0250	mg/kg dry	25	EF40403	06/02/04	06/03/04	EPA 8021B	
Toluene	0.0377	0.0250	"	"	"	"	"	"	
Ethylbenzene	0.0732	0.0250	"	"	"	"	"	"	
Xylene (p/m)	0.309	0.0250	"	"	"	"	"	"	
Xylene (o)	0.185	0.0250	"	"	"	"	"	"	
Surrogate: a,a,a-Trifluorotoluene		97.2 %	80-120		"	"	"	"	
Surrogate: 4-Bromofluorobenzene		94.4 %	80-120		"	"	"	"	
Gasoline Range Organics C6-C12	328	10.0	mg/kg dry	1	EF40207	06/02/04	06/02/04	EPA 8015M	
Diesel Range Organics >C12-C35	1990	10.0	"	"	"	"	"	"	
Total Hydrocarbon C6-C35	2320	10.0	"	"	"	"	"	"	
Surrogate: 1-Chlorooctane		108 %	70-130		"	"	"	"	
Surrogate: 1-Chlorooctadecane		118 %	70-130		"	"	"	"	

CLEQTG6204EW (4F02004-02) Soil

Benzene	ND	0.0250	mg/kg dry	25	EF40403	06/02/04	06/03/04	EPA 8021B	
Toluene	0.0297	0.0250	"	"	"	"	"	"	
Ethylbenzene	0.0324	0.0250	"	"	"	"	"	"	
Xylene (p/m)	0.141	0.0250	"	"	"	"	"	"	
Xylene (o)	0.0887	0.0250	"	"	"	"	"	"	
Surrogate: a,a,a-Trifluorotoluene		96.5 %	80-120		"	"	"	"	
Surrogate: 4-Bromofluorobenzene		93.5 %	80-120		"	"	"	"	
Gasoline Range Organics C6-C12	84.0	10.0	mg/kg dry	1	EF40207	06/02/04	06/02/04	EPA 8015M	
Diesel Range Organics >C12-C35	1850	10.0	"	"	"	"	"	"	
Total Hydrocarbon C6-C35	1930	10.0	"	"	"	"	"	"	
Surrogate: 1-Chlorooctane		98.2 %	70-130		"	"	"	"	
Surrogate: 1-Chlorooctadecane		124 %	70-130		"	"	"	"	

Environmental Lab of Texas

The results in this report apply to the samples analyzed in accordance with the samples received in the laboratory. This analytical report must be reproduced in its entirety, with written approval of Environmental Lab of Texas.


 Quality Assurance Review

Plains All American EH & S
 1301 S. County Road 1150
 Midland TX, 79706-4476

Project: Texaco QT Gathering
 Project Number: 2001-11098
 Project Manager: Jeff Dann

Fax: (432) 687-4914

Reported:
 06/04/04 17:34

Organics by GC
Environmental Lab of Texas

Analyte	Result	Reporting Limit	Units	Dilution	Batch	Prepared	Analyzed	Method	Notes
CLEQTG6204SW (4F02004-03) Soil									
Benzene	ND	0.0250	mg/kg dry	25	EF40403	06/02/04	06/03/04	EPA 8021B	
Toluene	0.175	0.0250	"	"	"	"	"	"	
Ethylbenzene	0.252	0.0250	"	"	"	"	"	"	
Xylene (p/m)	0.792	0.0250	"	"	"	"	"	"	
Xylene (o)	0.375	0.0250	"	"	"	"	"	"	
Surrogate: a,a,a-Trifluorotoluene		97.3 %	80-120		"	"	"	"	
Surrogate: 4-Bromofluorobenzene		89.4 %	80-120		"	"	"	"	
Gasoline Range Organics C6-C12	265	10.0	mg/kg dry	1	EF40207	06/02/04	06/02/04	EPA 8015M	
Diesel Range Organics >C12-C35	4140	10.0	"	"	"	"	"	"	
Total Hydrocarbon C6-C35	4400	10.0	"	"	"	"	"	"	
Surrogate: 1-Chlorooctane		111 %	70-130		"	"	"	"	
Surrogate: 1-Chlorooctadecane		128 %	70-130		"	"	"	"	

CLEQTG6204NW (4F02004-04) Soil

Benzene	ND	0.0250	mg/kg dry	25	EF40403	06/02/04	06/03/04	EPA 8021B	
Toluene	ND	0.0250	"	"	"	"	"	"	
Ethylbenzene	ND	0.0250	"	"	"	"	"	"	
Xylene (p/m)	ND	0.0250	"	"	"	"	"	"	
Xylene (o)	ND	0.0250	"	"	"	"	"	"	
Surrogate: a,a,a-Trifluorotoluene		99.2 %	80-120		"	"	"	"	
Surrogate: 4-Bromofluorobenzene		87.1 %	80-120		"	"	"	"	
Gasoline Range Organics C6-C12	ND	10.0	mg/kg dry	1	EF40207	06/02/04	06/02/04	EPA 8015M	
Diesel Range Organics >C12-C35	11.0	10.0	"	"	"	"	"	"	
Total Hydrocarbon C6-C35	11.0	10.0	"	"	"	"	"	"	
Surrogate: 1-Chlorooctane		94.0 %	70-130		"	"	"	"	
Surrogate: 1-Chlorooctadecane		90.2 %	70-130		"	"	"	"	

Environmental Lab of Texas

The results in this report apply to the samples analyzed in accordance with the samples received in the laboratory. This analytical report must be reproduced in its entirety, with written approval of Environmental Lab of Texas.


 Quality Assurance Review

Plains All American EH & S
1301 S. County Road 1150
Midland TX, 79706-4476

Project: Texaco QT Gathering
Project Number: 2001-11098
Project Manager: Jeff Dann

Fax: (432) 687-4914


Reported:
06/04/04 17:34

Organics by GC
Environmental Lab of Texas

Analyte	Result	Reporting Limit	Units	Dilution	Batch	Prepared	Analyzed	Method	Notes
CLEQTG6204BH (4F02004-05) Soil									
Benzene	0.119	0.0250	mg/kg dry	25	EF40403	06/02/04	06/03/04	EPA 8021B	
Toluene	2.09	0.0250	"	"	"	"	"	"	
Ethylbenzene	2.19	0.0250	"	"	"	"	"	"	
Xylene (p/m)	4.02	0.0250	"	"	"	"	"	"	
Xylene (o)	1.88	0.0250	"	"	"	"	"	"	
Surrogate: <i>a,a,a</i> -Trifluorotoluene		145 %	80-120		"	"	"	"	S-04
Surrogate: 4-Bromofluorobenzene		91.1 %	80-120		"	"	"	"	
Gasoline Range Organics C6-C12	673	10.0	mg/kg dry	1	EF40207	06/02/04	06/02/04	EPA 8015M	
Diesel Range Organics >C12-C35	4680	10.0	"	"	"	"	"	"	
Total Hydrocarbon C6-C35	5350	10.0	"	"	"	"	"	"	
Surrogate: 1-Chlorooctane		113 %	70-130		"	"	"	"	
Surrogate: 1-Chlorooctadecane		123 %	70-130		"	"	"	"	

Environmental Lab of Texas

The results in this report apply to the samples analyzed in accordance with the samples received in the laboratory. This analytical report must be reproduced in its entirety, with written approval of Environmental Lab of Texas.


Quality Assurance Review

Plains All American EH & S
1301 S. County Road 1150
Midland TX, 79706-4475

Project: Texaco QT Gathering
Project Number: 2001-11098
Project Manager: Jeff Dann


Fax: (432) 687-4914
Reported:
06/04/04 17:34

General Chemistry Parameters by EPA / Standard Methods
Environmental Lab of Texas

Analyte	Result	Reporting Limit	Units	Dilution	Batch	Prepared	Analyzed	Method	Notes
CLEQTG620WW (4F02004-01) Soil									
% Solids	97.0		%	1	EF40305	06/02/04	06/02/04	% calculation	
CLEQTG6204EW (4F02004-02) Soil									
% Solids	99.0		%	1	EF40305	06/02/04	06/02/04	% calculation	
CLEQTG6204SW (4F02004-03) Soil									
% Solids	98.0		%	1	EF40305	06/02/04	06/02/04	% calculation	
CLEQTG6204NW (4F02004-04) Soil									
% Solids	99.0		%	1	EF40305	06/02/04	06/02/04	% calculation	
CLEQTG6204BH (4F02004-05) Soil									
% Solids	99.0		%	1	EF40305	06/02/04	06/02/04	% calculation	

Environmental Lab of Texas

The results in this report apply to the samples analyzed in accordance with the samples received in the laboratory.. This analytical report must be reproduced in its entirety, with written approval of Environmental Lab of Texas.


Quality Assurance Review

Plains All American EH & S
 1301 S. County Road 1150
 Midland TX, 79706-4476

Project: Texaco QT Gathering
 Project Number: 2001-11098
 Project Manager: Jeff Dann

Fax: (432) 687-4914

Reported:
 06/04/04 16:54

Organics by GC - Quality Control
Environmental Lab of Texas

Analyte	Result	Reporting Limit	Units	Spike Level	Source Result	%REC	%REC Limits	RPD	RPD Limit	Notes
---------	--------	-----------------	-------	-------------	---------------	------	-------------	-----	-----------	-------

Batch EF40207 - Solvent Extraction (GC)

Blank (EF40207-BLK1)

Prepared & Analyzed: 06/02/04

Gasoline Range Organics C6-C12	ND	10.0	mg/kg wet							
Diesel Range Organics >C12-C35	ND	10.0	"							
Total Hydrocarbon C6-C35	ND	10.0	"							
Surrogate: 1-Chlorooctane	37.1		mg/kg	50.0		74.2	70-130			
Surrogate: 1-Chlorooctadecane	35.8		"	50.0		71.6	70-130			

LCS (EF40207-BS1)

Prepared & Analyzed: 06/02/04

Gasoline Range Organics C6-C12	425	10.0	mg/kg wet	500		85.0	75-125			
Diesel Range Organics >C12-C35	442	10.0	"	500		88.4	75-125			
Total Hydrocarbon C6-C35	867	10.0	"	1000		86.7	75-125			
Surrogate: 1-Chlorooctane	48.7		mg/kg	50.0		97.4	70-130			
Surrogate: 1-Chlorooctadecane	37.5		"	50.0		75.0	70-130			

LCS Dup (EF40207-BSD1)

Prepared: 06/02/04 Analyzed: 06/03/04

Gasoline Range Organics C6-C12	407	10.0	mg/kg wet	500		81.4	75-125	4.33	20	
Diesel Range Organics >C12-C35	515	10.0	"	500		103	75-125	15.3	20	
Total Hydrocarbon C6-C35	922	10.0	"	1000		92.2	75-125	6.15	20	
Surrogate: 1-Chlorooctane	48.5		mg/kg	50.0		97.0	70-130			
Surrogate: 1-Chlorooctadecane	38.2		"	50.0		76.4	70-130			

Calibration Check (EF40207-CCV1)


Prepared & Analyzed: 06/02/04

Gasoline Range Organics C6-C12	418		mg/kg	500		83.6	80-120			
Diesel Range Organics >C12-C35	477		"	500		95.4	80-120			
Total Hydrocarbon C6-C35	895		"	1000		89.5	80-120			
Surrogate: 1-Chlorooctane	59.6		"	50.0		119	70-130			
Surrogate: 1-Chlorooctadecane	45.4		"	50.0		90.8	70-130			

Environmental Lab of Texas

The results in this report apply to the samples analyzed in accordance with the samples received in the laboratory. This analytical report must be reproduced in its entirety, with written approval of Environmental Lab of Texas.

Quality Assurance Review



Plains All American EII & S
 1301 S. County Road 1150
 Midland TX, 79706-4476

Project: Texaco QT Gathering
 Project Number: 2001-11098
 Project Manager: Jeff Dann

Fax: (432) 687-4914

Reported:
 06/04/04 16:54

Organics by GC - Quality Control
Environmental Lab of Texas

Analyte	Result	Reporting Limit	Units	Spike Level	Source Result	%REC	%REC Limits	RPD	RPD Limit	Notes
---------	--------	-----------------	-------	-------------	---------------	------	-------------	-----	-----------	-------

Batch EF40403 - EPA 5030C (GC)

Blank (EF40403-BLK1)

Prepared & Analyzed: 06/02/04

Benzene	ND	0.0250	mg/kg wet							
Toluene	ND	0.0250	"							
Ethylbenzene	ND	0.0250	"							
Xylene (p/m)	ND	0.0250	"							
Xylene (o)	ND	0.0250	"							
Surrogate: a,a,a-Trifluorotoluene	103		ug/kg	100		103	80-120			
Surrogate: 4-Bromofluorobenzene	91.9		"	100		91.9	80-120			

LCS (EF40403-BS1)

Prepared & Analyzed: 06/02/04

Benzene	101		ug/kg	100		101	80-120			
Toluene	101		"	100		101	80-120			
Ethylbenzene	96.3		"	100		96.3	80-120			
Xylene (p/m)	194		"	200		97.0	80-120			
Xylene (o)	97.4		"	100		97.4	80-120			
Surrogate: a,a,a-Trifluorotoluene	105		"	100		105	80-120			
Surrogate: 4-Bromofluorobenzene	103		"	100		103	80-120			

Calibration Check (EF40403-CCV1)

Prepared: 06/02/04 Analyzed: 06/03/04

Benzene	98.3		ug/kg	100		98.3	80-120			
Toluene	100		"	100		100	80-120			
Ethylbenzene	95.2		"	100		95.2	80-120			
Xylene (p/m)	194		"	200		97.0	80-120			
Xylene (o)	96.7		"	100		96.7	80-120			
Surrogate: a,a,a-Trifluorotoluene	101		"	100		101	80-120			
Surrogate: 4-Bromofluorobenzene	98.2		"	100		98.2	80-120			

Matrix Spike (EF40403-MS1)


Source: 4F02004-04

Prepared: 06/02/04 Analyzed: 06/04/04

Benzene	99.1		ug/kg	100	ND	99.1	80-120			
Toluene	101		"	100	ND	101	80-120			
Ethylbenzene	99.9		"	100	ND	99.9	80-120			
Xylene (p/m)	202		"	200	ND	101	80-120			
Xylene (o)	98.7		"	100	ND	98.7	80-120			
Surrogate: a,a,a-Trifluorotoluene	109		"	100		109	80-120			
Surrogate: 4-Bromofluorobenzene	104		"	100		104	80-120			

Environmental Lab of Texas

The results in this report apply to the samples analyzed in accordance with the samples received in the laboratory. This analytical report must be reproduced in its entirety, with written approval of Environmental Lab of Texas.



Quality Assurance Review

Plains All American EII & S
1301 S. County Road 1150
Midland TX, 79706-4476

Project: Texaco QT Gathering
Project Number: 2001-11098
Project Manager: Jeff Dann

Fax: (432) 687-4914

Reported:
06/04/04 16:54

Organics by GC - Quality Control
Environmental Lab of Texas

Analyte	Result	Reporting Limit	Units	Spike Level	Source Result	%REC	%REC Limits	RPD	RPD Limit	Notes
---------	--------	-----------------	-------	-------------	---------------	------	-------------	-----	-----------	-------

Batch EF40403 - EPA 5030C (GC)

Matrix Spike Dup (EF40403-MSD1)

Source: 4F02004-04


Prepared: 06/02/04

Analyzed: 06/04/04

Benzene	98.9		ug/kg	100	ND	98.9	80-120	0.202	20	
Toluene	99.7		"	100	ND	99.7	80-120	1.30	20	
Ethylbenzene	95.2		"	100	ND	95.2	80-120	4.82	20	
Xylene (p/m)	191		"	200	ND	95.5	80-120	5.60	20	
Xylene (o)	93.3		"	100	ND	93.3	80-120	5.62	20	
Surrogate: <i>a,a,a</i> -Trifluorotoluene	104		"	100		104	80-120			
Surrogate: 4-Bromofluorobenzene	99.1		"	100		99.1	80-120			

Environmental Lab of Texas

The results in this report apply to the samples analyzed in accordance with the samples received in the laboratory. This analytical report must be reproduced in its entirety, with written approval of Environmental Lab of Texas.


Quality Assurance Review

Page 8 of 10

Plains All American EH & S
1301 S. County Road 1150
Midland TX, 79706-4476

Project: Texaco QT Gathering
Project Number: 2001-11098
Project Manager: Jeff Dann


Fax: (432) 687-4914
Reported:
06/04/04 16:54

General Chemistry Parameters by EPA / Standard Methods - Quality Control
Environmental Lab of Texas

Analyte	Result	Reporting Limit	Units	Spike Level	Source Result	%REC	%REC Limits	RPD	RPD Limit	Notes
Batch EF40305 - General Preparation (Prep)										
Blank (EF40305-BLK1)					Prepared & Analyzed: 06/02/04					
% Solids	100		%							
Duplicate (EF40305-DUP1)					Source: 4F02003-01 Prepared & Analyzed: 06/02/04					
% Solids	91.0		%		91.0			0.00	20	

Environmental Lab of Texas

The results in this report apply to the samples analyzed in accordance with the samples received in the laboratory. This analytical report must be reproduced in its entirety, with written approval of Environmental Lab of Texas.



Quality Assurance Review

Plains All American EHI & S
1301 S. County Road 1150
Midland TX, 79706-4476

Project: Texaco QT Gathering
Project Number: 2001-11098
Project Manager: Jeff Dann

Fax: (432) 687-4914

Reported:
06/04/04 16:54

Notes and Definitions

S-04 The surrogate recovery for this sample is outside of established control limits due to a sample matrix effect.

DET Analyte DETECTED

ND Analyte NOT DETECTED at or above the reporting limit


NR Not Reported

dry Sample results reported on a dry weight basis

RPD Relative Percent Difference

Environmental Lab of Texas

The results in this report apply to the samples analyzed in accordance with the samples received in the laboratory. This analytical report must be reproduced in its entirety, with written approval of Environmental Lab of Texas.


Quality Assurance Review

Page 10 of 10

12600 West I-20 East - Odessa, Texas 79705 - (432) 563-1800 - Fax (432) 563-1713

Environmental Lab of Texas

Variance / Corrective Action Report – Sample Log-In

Client: Plains

Date/Time: 06-02-04 @ 1400

Order #: 4F 02004

Initials: JMM

Sample Receipt Checklist

Temperature of container/cooler?	<input checked="" type="checkbox"/> Yes	No	2.0	C
Shipping container/cooler in good condition?	<input checked="" type="checkbox"/> Yes	No	N/A	
Custody Seals intact on shipping container/cooler?	<input checked="" type="checkbox"/> Yes	No	Not present	
Custody Seals intact on sample bottles?	<input checked="" type="checkbox"/> Yes	No	Not present	
Chain of custody present?	<input checked="" type="checkbox"/> Yes	No		
Sample Instructions complete on Chain of Custody?	<input checked="" type="checkbox"/> Yes	No		
Chain of Custody signed when relinquished and received?	<input checked="" type="checkbox"/> Yes	No		
Chain of custody agrees with sample label(s)	<input checked="" type="checkbox"/> Yes	No		
Container labels legible and intact?	<input checked="" type="checkbox"/> Yes	No		
Sample Matrix and properties same as on chain of custody?	<input checked="" type="checkbox"/> Yes	No		
Samples in proper container/bottle?	<input checked="" type="checkbox"/> Yes	No		
Samples properly preserved?	<input checked="" type="checkbox"/> Yes	No		
Sample bottles intact?	<input checked="" type="checkbox"/> Yes	No		
Preservations documented on Chain of Custody?	<input checked="" type="checkbox"/> Yes	No		
Containers documented on Chain of Custody?	<input checked="" type="checkbox"/> Yes	No		
Sufficient sample amount for indicated test?	<input checked="" type="checkbox"/> Yes	No		
All samples received within sufficient hold time?	<input checked="" type="checkbox"/> Yes	No		
VOC samples have zero headspace?	<input checked="" type="checkbox"/> Yes	No	Not Applicable	

Other observations:

Variance Documentation:

Contact Person: - _____ Date/Time: _____ Contacted by: _____
 Regarding: _____

Corrective Action Taken:

ENVIRONMENTAL

LAB OF LTD.

Invoice


"Don't Treat Your Soil Like Dirt!"

BILL TO
PLAINS ALL AMERICAN EH & S 1301 S. COUNTY ROAD 1150 MIDLAND, TX 79706-4476 JIMMY BRYANT

DATE	INVOICE NO.
6/22/2004	19650

TERMS	P.O. NO.	PROJECT
Net 30		2001-11098

ITEM	DESCRIPTION	QTY	RATE	AMOUNT
8015M (Soil/Solid)	TEXACO QT EILT#4F17007-01 THRU 03 SW846-8015M GRO/DRO (Soil/Solid % Solids included)	3	60.00	180.00
BTEX (Soil/Solid)	BTEX IN SOIL/SOLID	3	60.00	180.00
	SUBTOTAL			360.00
DISC	DISCOUNT		-10.00%	-36.00




032 5450 5201 - 30 87362 457
2001-11098 lat

We appreciate your business.

Total \$324.00

E NVIRONMENTAL
LAB OF



12600 West I-20 East - Odessa, Texas 79765

Analytical Report

Prepared for:

Jeff Dann

Plains All American EH & S

1301 S. County Road 1150

Midland, TX 79706-4476

Project: Texaco QT Gathering

Project Number: 2001-11098

Location: None Given

Lab Order Number: 4F17007

Report Date: 06/21/04

Plains All American EH & S
1301 S. County Road 1150
Midland TX, 79706-4476

Project: Texaco QT Gathering
Project Number: 2001-11098
Project Manager: Jeff Dann

Fax: (432) 687-4914

Reported:
06/21/04 16:48

ANALYTICAL REPORT FOR SAMPLES

Sample ID	Laboratory ID	Matrix	Date Sampled	Date Received
STQT6160420-22	4F17007-01	Soil	06/16/04 09:07	06/17/04 12:40
STQT6160425-27	4F17007-02	Soil	06/16/04 09:14	06/17/04 12:40
STQT6160430-32	4F17007-03	Soil	06/16/04 09:15	06/17/04 12:40

Plains All American EH & S
 1301 S. County Road 115C
 Midland TX, 79706-4476

Project: Texaco QT Gathering
 Project Number: 2001-11098
 Project Manager: Jeff Dann

Fax: (432) 687-4914

Reported:
 06/21/04 16:48

Organics by GC
Environmental Lab of Texas

Analyte	Result	Reporting Limit	Units	Dilution	Batch	Prepared	Analyzed	Method	Notes
STQT6160420-22 (4F17007-01) Soil									
Benzene	ND	0.0250	mg/kg dry	25	EF42102	06/17/04	06/19/04	EPA 8021B	
Toluene	ND	0.0250	"	"	"	"	"	"	
Ethylbenzene	ND	0.0250	"	"	"	"	"	"	
Xylene (p/m)	ND	0.0250	"	"	"	"	"	"	
Xylene (o)	ND	0.0250	"	"	"	"	"	"	
<i>Surrogate: a,a,a-Trifluorotoluene</i>		90.3 %	80-120	"	"	"	"	"	
<i>Surrogate: 4-Bromofluorobenzene</i>		96.9 %	80-120	"	"	"	"	"	
Gasoline Range Organics C6-C12	ND	10.0	mg/kg dry	1	EF41705	06/17/04	06/18/04	EPA 8015M	
Diesel Range Organics >C12-C35	ND	10.0	"	"	"	"	"	"	
Total Hydrocarbon C6-C35	ND	10.0	"	"	"	"	"	"	
<i>Surrogate: 1-Chlorooctane</i>		116 %	70-130	"	"	"	"	"	
<i>Surrogate: 1-Chlorooctadecane</i>		108 %	70-130	"	"	"	"	"	
STQT6160425-27 (4F17007-02) Soil									
Benzene	ND	0.0250	mg/kg dry	25	EF42112	06/19/04	06/19/04	EPA 8021B	
Toluene	ND	0.0250	"	"	"	"	"	"	
Ethylbenzene	ND	0.0250	"	"	"	"	"	"	
Xylene (p/m)	ND	0.0250	"	"	"	"	"	"	
Xylene (o)	ND	0.0250	"	"	"	"	"	"	
<i>Surrogate: a,a,a-Trifluorotoluene</i>		84.1 %	80-120	"	"	"	"	"	
<i>Surrogate: 4-Bromofluorobenzene</i>		96.6 %	80-120	"	"	"	"	"	
Gasoline Range Organics C6-C12	ND	10.0	mg/kg dry	1	EF41705	06/17/04	06/18/04	EPA 8015M	
Diesel Range Organics >C12-C35	ND	10.0	"	"	"	"	"	"	
Total Hydrocarbon C6-C35	ND	10.0	"	"	"	"	"	"	
<i>Surrogate: 1-Chlorooctane</i>		112 %	70-130	"	"	"	"	"	
<i>Surrogate: 1-Chlorooctadecane</i>		97.6 %	70-130	"	"	"	"	"	
STQT6160430-32 (4F17007-03) Soil									
Benzene	ND	0.0250	mg/kg dry	25	EF42112	06/19/04	06/19/04	EPA 8021B	
Toluene	ND	0.0250	"	"	"	"	"	"	
Ethylbenzene	ND	0.0250	"	"	"	"	"	"	
Xylene (p/m)	ND	0.0250	"	"	"	"	"	"	
Xylene (o)	ND	0.0250	"	"	"	"	"	"	
<i>Surrogate: a,a,a-Trifluorotoluene</i>		87.6 %	80-120	"	"	"	"	"	
<i>Surrogate: 4-Bromofluorobenzene</i>		98.8 %	80-120	"	"	"	"	"	
Gasoline Range Organics C6-C12	ND	10.0	mg/kg dry	1	EF41705	06/17/04	06/21/04	EPA 8015M	
Diesel Range Organics >C12-C35	ND	10.0	"	"	"	"	"	"	
Total Hydrocarbon C6-C35	ND	10.0	"	"	"	"	"	"	

Environmental Lab of Texas

The results in this report apply to the samples analyzed in accordance with the samples received in the laboratory. This analytical report must be reproduced in its entirety, with written approval of Environmental Lab of Texas.

Plains All American EH & S
301 S. County Road 1150
Midland TX, 79706-4476

Project: Texaco QT Gathering
Project Number: 2001-11098
Project Manager: Jeff Dann

Fax: (432) 687-4914
Reported:
06/21/04 16:48

Organics by GC
Environmental Lab of Texas

Analyte	Result	Reporting Limit	Units	Dilution	Batch	Prepared	Analyzed	Method	Notes
TQT6160430-32 (4F17007-03) Soil									
Surrogate: 1-Chlorooctane		117 %	70-130		EF41705	06/17/04	06/21/04	EPA 8015M	
Surrogate: 1-Chlorooctadecane		109 %	70-130		"	"	"	"	

Plains All American EH & S
1301 S. County Road 1150
Midland TX, 79706-4476

Project: Texaco QT Gathering
Project Number: 2001-11098
Project Manager: Jeff Dann

Fax: (432) 687-4914
Reported:
06/21/04 16:48

General Chemistry Parameters by EPA / Standard Methods
Environmental Lab of Texas

Analyte	Result	Reporting Limit	Units	Dilution	Batch	Prepared	Analyzed	Method	Notes
STQT6160420-22 (4F17007-01) Soil									
% Solids	80.0		%	1	EF41806	06/17/04	06/17/04	% calculation	
STQT6160425-27 (4F17007-02) Soil									
% Solids	79.0		%	1	EF41806	06/17/04	06/17/04	% calculation	
STQT6160430-32 (4F17007-03) Soil									
% Solids	96.0		%	1	EF41806	06/17/04	06/17/04	% calculation	

Plains All American EH & S
 301 S. County Road 1150
 Midland TX, 79706-4476

Project: Texaco QT Gathering
 Project Number: 2001-11098
 Project Manager: Jeff Dann

Fax: (432) 687-4914

Reported:
 06/21/04 16:48

Organics by GC - Quality Control
Environmental Lab of Texas

Analyte	Result	Reporting Limit	Units	Spike Level	Source Result	%REC	%REC Limits	RPD	RPD Limit	Notes
Batch EF41705 - Solvent Extraction (GC)										
Blank (EF41705-BLK1) Prepared & Analyzed: 06/17/04										
Gasoline Range Organics C6-C12	ND	10.0	mg/kg wet							
Diesel Range Organics >C12-C35	ND	10.0	"							
Total Hydrocarbon C6-C35	ND	10.0	"							
Surrogate: 1-Chlorooctane	41.2		mg/kg	50.0		82.4	70-130			
Surrogate: 1-Chlorooctadecane	35.7		"	50.0		71.4	70-130			
Blank (EF41705-BLK2) Prepared: 06/17/04 Analyzed: 06/18/04										
Gasoline Range Organics C6-C12	ND	10.0	mg/kg wet							
Diesel Range Organics >C12-C35	ND	10.0	"							
Total Hydrocarbon C6-C35	ND	10.0	"							
Surrogate: 1-Chlorooctane	40.4		mg/kg	50.0		80.8	70-130			
Surrogate: 1-Chlorooctadecane	35.1		"	50.0		70.2	70-130			
LCS (EF41705-BS1) Prepared & Analyzed: 06/17/04										
Gasoline Range Organics C6-C12	480	10.0	mg/kg wet	500		96.0	75-125			
Diesel Range Organics >C12-C35	536	10.0	"	500		107	75-125			
Total Hydrocarbon C6-C35	1020	10.0	"	1000		102	75-125			
Surrogate: 1-Chlorooctane	37.0		mg/kg	50.0		114	70-130			
Surrogate: 1-Chlorooctadecane	38.2		"	50.0		76.4	70-130			
LCS (EF41705-BS2) Prepared: 06/17/04 Analyzed: 06/18/04										
Gasoline Range Organics C6-C12	461	10.0	mg/kg wet	500		92.2	75-125			
Diesel Range Organics >C12-C35	536	10.0	"	500		107	75-125			
Total Hydrocarbon C6-C35	997	10.0	"	1000		99.7	75-125			
Surrogate: 1-Chlorooctane	35.5		mg/kg	50.0		111	70-130			
Surrogate: 1-Chlorooctadecane	36.8		"	50.0		73.5	70-130			
Calibration Check (EF41705-CCV1) Prepared & Analyzed: 06/17/04										
Gasoline Range Organics C6-C12	523		mg/kg	500		105	80-120			
Diesel Range Organics >C12-C35	562		"	500		112	80-120			
Total Hydrocarbon C6-C35	1090		"	1000		109	80-120			
Surrogate: 1-Chlorooctane	53.3		"	50.0		107	70-130			
Surrogate: 1-Chlorooctadecane	42.9		"	50.0		85.8	70-130			

Plains All American EH & S
 1301 S. County Road 1150
 Midland TX, 79706-4476

Project: Texaco QT Gathering
 Project Number: 2001-11098
 Project Manager: Jeff Dann

Fax: (432) 687-4914

Reported:
 06/21/04 16:48

Organics by GC - Quality Control
Environmental Lab of Texas

Analyte	Result	Reporting Limit	Units	Spike Level	Source Result	%REC	%REC Limits	RPD	RPD Limit	Notes
---------	--------	-----------------	-------	-------------	---------------	------	-------------	-----	-----------	-------

Batch EF41705 - Solvent Extraction (GC)

Calibration Check (EF41705-CCV2)

Prepared: 06/17/04 Analyzed: 06/18/04

Gasoline Range Organics C6-C12	518		mg/kg	500		104	80-120			
Diesel Range Organics >C12-C35	570		"	500		114	80-120			
Total Hydrocarbon C6-C35	1090		"	1000		109	80-120			
Surrogate: 1-Chlorooctane	34.5		"	50.0		109	70-130			
Surrogate: 1-Chlorooctadecane	46.7		"	50.0		93.4	70-130			

Matrix Spike (EF41705-MS1)

Source: 4F17003-01

Prepared & Analyzed: 06/17/04

Gasoline Range Organics C6-C12	595	10.0	mg/kg dry	538	ND	111	75-125			
Diesel Range Organics >C12-C35	657	10.0	"	538	ND	122	75-125			
Total Hydrocarbon C6-C35	1250	10.0	"	1080	ND	116	75-125			
Surrogate: 1-Chlorooctane	62.9		mg/kg	50.0		126	70-130			
Surrogate: 1-Chlorooctadecane	53.2		"	50.0		106	70-130			

Matrix Spike (EF41705-MS2)

Source: 4F17007-02

Prepared: 06/17/04 Analyzed: 06/18/04

Gasoline Range Organics C6-C12	681	10.0	mg/kg dry	633	ND	108	75-125			
Diesel Range Organics >C12-C35	759	10.0	"	633	ND	120	75-125			
Total Hydrocarbon C6-C35	1440	10.0	"	1270	ND	113	75-125			
Surrogate: 1-Chlorooctane	58.3		mg/kg	50.0		117	70-130			
Surrogate: 1-Chlorooctadecane	49.3		"	50.0		98.6	70-130			

Matrix Spike Dup (EF41705-MSD1)

Source: 4F17003-01

Prepared & Analyzed: 06/17/04

Gasoline Range Organics C6-C12	599	10.0	mg/kg dry	538	ND	111	75-125	0.670	20	
Diesel Range Organics >C12-C35	645	10.0	"	538	ND	120	75-125	1.84	20	
Total Hydrocarbon C6-C35	1240	10.0	"	1080	ND	115	75-125	0.803	20	
Surrogate: 1-Chlorooctane	63.0		mg/kg	50.0		126	70-130			
Surrogate: 1-Chlorooctadecane	52.7		"	50.0		105	70-130			

Matrix Spike Dup (EF41705-MSD2)

Source: 4F17007-02

Prepared: 06/17/04 Analyzed: 06/18/04

Gasoline Range Organics C6-C12	677	10.0	mg/kg dry	633	ND	107	75-125	0.589	20	
Diesel Range Organics >C12-C35	777	10.0	"	633	ND	123	75-125	2.34	20	
Total Hydrocarbon C6-C35	1450	10.0	"	1270	ND	114	75-125	0.692	20	
Surrogate: 1-Chlorooctane	60.5		mg/kg	50.0		121	70-130			
Surrogate: 1-Chlorooctadecane	50.7		"	50.0		101	70-130			

Plains All American EH & S
 1301 S. County Road 1150
 Midland TX, 79706-4476

Project: Texaco QT Gathering
 Project Number: 2001-11098
 Project Manager: Jeff Dann

Fax: (432) 687-4914

Reported:
 06/21/04 16:48

Organics by GC - Quality Control
Environmental Lab of Texas

Analyte	Result	Reporting Limit	Units	Spike Level	Source Result	%REC	%REC Limits	RPD	RPD Limit	Notes
---------	--------	-----------------	-------	-------------	---------------	------	-------------	-----	-----------	-------

Batch EF42102 - EPA 5030C (GC)

Blank (EF42102-BLK1) Prepared & Analyzed: 06/17/04										
Benzene	ND	0.0250	mg/kg wet							
Toluene	ND	0.0250	"							
Ethylbenzene	ND	0.0250	"							
Xylene (p/m)	ND	0.0250	"							
Xylene (o)	ND	0.0250	"							
Surrogate: a,a,a-Trifluorotoluene	83.4		ug/kg	100		83.4	80-120			
Surrogate: 4-Bromofluorobenzene	97.5		"	100		97.5	80-120			

LCS (EF42102-BS1) Prepared & Analyzed: 06/17/04										
Benzene	100		ug/kg	100		100	80-120			
Toluene	95.8		"	100		95.8	80-120			
Ethylbenzene	91.4		"	100		91.4	80-120			
Xylene (p/m)	185		"	200		92.5	80-120			
Xylene (o)	96.8		"	100		96.8	80-120			
Surrogate: a,a,a-Trifluorotoluene	88.0		"	100		88.0	80-120			
Surrogate: 4-Bromofluorobenzene	103		"	100		103	80-120			

Calibration Check (EF42102-CCV1) Prepared: 06/17/04 Analyzed: 06/19/04										
Benzene	95.3		ug/kg	100		95.3	80-120			
Toluene	91.9		"	100		91.9	80-120			
Ethylbenzene	86.0		"	100		86.0	80-120			
Xylene (p/m)	173		"	200		86.5	80-120			
Xylene (o)	90.8		"	100		90.8	80-120			
Surrogate: a,a,a-Trifluorotoluene	93.6		"	100		93.6	80-120			
Surrogate: 4-Bromofluorobenzene	95.9		"	100		95.9	80-120			

Matrix Spike (EF42102-MS1) Source: 4F17007-01 Prepared: 06/17/04 Analyzed: 06/19/04										
Benzene	98.5		ug/kg	100	ND	98.5	80-120			
Toluene	95.3		"	100	ND	95.3	80-120			
Ethylbenzene	90.2		"	100	ND	90.2	80-120			
Xylene (p/m)	182		"	200	ND	91.0	80-120			
Xylene (o)	93.7		"	100	ND	93.7	80-120			
Surrogate: a,a,a-Trifluorotoluene	96.2		"	100		96.2	80-120			
Surrogate: 4-Bromofluorobenzene	99.2		"	100		99.2	80-120			

Plains All American EH & S
 1301 S. County Road 1150
 Midland TX, 79706-4476

Project: Texaco QT Gathering
 Project Number: 2001-11098
 Project Manager: Jeff Dann

Fax: (432) 687-4914

Reported:
 06/21/04 16:48

Organics by GC - Quality Control
Environmental Lab of Texas

Analyte	Result	Reporting Limit	Units	Spike Level	Source Result	%REC	%REC Limits	RPD	RPD Limit	Notes
---------	--------	-----------------	-------	-------------	---------------	------	-------------	-----	-----------	-------

Batch EF42102 - EPA 5030C (GC)

Matrix Spike Dup (EF42102-MSD1)

Source: 4F17007-01

Prepared: 06/17/04

Analyzed: 06/19/04

Benzene	100		ug/kg	100	ND	100	80-120	1.51	20	
Toluene	96.6		"	100	ND	96.6	80-120	1.35	20	
Ethylbenzene	91.6		"	100	ND	91.6	80-120	1.54	20	
Xylene (p/m)	185		"	200	ND	92.5	80-120	1.63	20	
Xylene (o)	96.7		"	100	ND	96.7	80-120	3.15	20	
Surrogate: a,a,a-Trifluorotoluene	94.6		"	100		94.6	80-120			
Surrogate: 4-Bromofluorobenzene	105		"	100		105	80-120			

Batch EF42112 - EPA 5030C (GC)

Blank (EF42112-BLK1)

Prepared & Analyzed: 06/19/04

Benzene	ND	0.0250	mg/kg wet							
Toluene	ND	0.0250	"							
Ethylbenzene	ND	0.0250	"							
Xylene (p/m)	ND	0.0250	"							
Xylene (o)	ND	0.0250	"							
Surrogate: a,a,a-Trifluorotoluene	85.6		ug/kg	100		85.6	80-120			
Surrogate: 4-Bromofluorobenzene	92.1		"	100		92.1	80-120			

LCS (EF42112-BS1)

Prepared & Analyzed: 06/19/04

Benzene	96.1		ug/kg	100		96.1	80-120			
Toluene	92.5		"	100		92.5	80-120			
Ethylbenzene	89.0		"	100		89.0	80-120			
Xylene (p/m)	180		"	200		90.0	80-120			
Xylene (o)	93.8		"	100		93.8	80-120			
Surrogate: a,a,a-Trifluorotoluene	86.4		"	100		86.4	80-120			
Surrogate: 4-Bromofluorobenzene	101		"	100		101	80-120			

Plains All American EH & S
 1301 S. County Road 1150
 Midland TX, 79706-4476

Project: Texaco QT Gathering
 Project Number: 2001-11098
 Project Manager: Jeff Dann

Fax: (432) 687-4914
 Reported:
 06/21/04 16:48

Organics by GC - Quality Control
Environmental Lab of Texas

Analyte	Result	Reporting Limit	Units	Spike Level	Source Result	%REC	%REC Limits	RPD	RPD Limit	Notes
Batch EF42112 - EPA 5030C (GC)										
Calibration Check (EF42112-CCV1)				Prepared: 06/19/04 Analyzed: 06/21/04						
Benzene	90.9		ug/kg	100		90.9	80-120			
Toluene	88.6		"	100		88.6	80-120			
Ethylbenzene	83.7		"	100		83.7	80-120			
Xylene (p/m)	168		"	200		84.0	80-120			
Xylene (o)	88.0		"	100		88.0	80-120			
Surrogate: a,a,a-Trifluorotoluene	87.9		"	100		87.9	80-120			
Surrogate: 4-Bromofluorobenzene	87.2		"	100		87.2	80-120			
Matrix Spike (EF42112-MS1)				Source: 4F18007-23		Prepared: 06/19/04 Analyzed: 06/21/04				
Benzene	2380		ug/kg	2500	36.8	89.7	80-120			
Toluene	2190		"	2500	36.5	86.1	80-120			
Ethylbenzene	2160		"	2500	32.5	85.1	80-120			
Xylene (p/m)	4390		"	5000	123	85.3	80-120			
Xylene (o)	2260		"	2500	21.7	89.5	80-120			
Surrogate: a,a,a-Trifluorotoluene	84.3		"	100		84.3	80-120			
Surrogate: 4-Bromofluorobenzene	97.0		"	100		97.0	80-120			
Matrix Spike Dup (EF42112-MSD1)				Source: 4F18007-23		Prepared: 06/19/04 Analyzed: 06/21/04				
Benzene	2380		ug/kg	2500	36.8	93.7	80-120	4.36	20	
Toluene	2310		"	2500	36.5	90.9	80-120	5.42	20	
Ethylbenzene	2290		"	2500	32.5	90.3	80-120	5.93	20	
Xylene (p/m)	4650		"	5000	123	90.5	80-120	5.92	20	
Xylene (o)	2420		"	2500	21.7	95.9	80-120	6.90	20	
Surrogate: a,a,a-Trifluorotoluene	89.1		"	100		89.1	80-120			
Surrogate: 4-Bromofluorobenzene	98.6		"	100		98.6	80-120			

Plains All American EH & S
301 S. County Road 1150
Midland TX, 79706-4476

Project: Texaco QT Gathering
Project Number: 2001-11098
Project Manager: Jeff Dann

Fax: (432) 687-4914
Reported:
06/21/04 16:48

General Chemistry Parameters by EPA / Standard Methods - Quality Control
Environmental Lab of Texas

Analyte	Result	Reporting Limit	Units	Spike Level	Source Result	%REC	%REC Limits	RPD	RPD Limit	Notes
Batch EF41806 - General Preparation (Prep)										
Blank (EF41806-BLK1) Prepared & Analyzed: 06/17/04										
Solids	100		%							
Duplicate (EF41806-DUP1) Source: 4F17003-01 Prepared & Analyzed: 06/17/04										
% Solids	93.0		%		93.0			0.00	20	

Plains All American EH & S
1301 S. County Road 115C
Midland TX, 79706-4476

Project: Texaco QT Gathering
Project Number: 2001-11098
Project Manager: Jeff Dann

Fax: (432) 687-4914

Reported:
06/21/04 16:48

Notes and Definitions

DET Analyte DETECTED
ND Analyte NOT DETECTED at or above the reporting limit
NR Not Reported
dry Sample results reported on a dry weight basis
RPD Relative Percent Difference
LCS Laboratory Control Spike
MS Matrix Spike
Dup Duplicate

Report Approved By:

Raland K Tuttle

Date:

6-21-04

Raland K. Tuttle, QA Officer

James L. Hawkins, Chemist/Geologist

Celey D. Keene, Lab Director, Org. Tech Director

Sara Molina, Chemist

Jeanne Mc Murrey, Inorg. Tech Director

Sandra Biezugbe, Lab Tech.

This material is intended only for the use of the individual (s) or entity to whom it is addressed, and may contain information that is privileged and confidential.

If you have received this material in error, please notify us immediately at 432-563-1800.

Environmental Lab of Texas

Variance / Corrective Action Report – Sample Log-In

Client: Plains P/L

Date/Time: 06-17-04 @ 1315

Order #: 4F17007

Initials: JMM

Sample Receipt Checklist

Temperature of container/cooler?	<input checked="" type="checkbox"/> Yes	No	4	C
Shipping container/cooler in good condition?	<input checked="" type="checkbox"/> Yes	No	N/A	
Custody Seals intact on shipping container/cooler?	<input checked="" type="checkbox"/> Yes	No	Not present	
Custody Seals intact on sample bottles?	<input checked="" type="checkbox"/> Yes	No	Not present	
Chain of custody present?	<input checked="" type="checkbox"/> Yes	No		
Sample Instructions complete on Chain of Custody?	<input checked="" type="checkbox"/> Yes	No		
Chain of Custody signed when relinquished and received?	<input checked="" type="checkbox"/> Yes	No		
Chain of custody agrees with sample label(s)	<input checked="" type="checkbox"/> Yes	No		
Container labels legible and intact?	<input checked="" type="checkbox"/> Yes	No		
Sample Matrix and properties same as on chain of custody?	<input checked="" type="checkbox"/> Yes	No		
Samples in proper container/bottle?	<input checked="" type="checkbox"/> Yes	No		
Samples properly preserved?	<input checked="" type="checkbox"/> Yes	No		
Sample bottles intact?	<input checked="" type="checkbox"/> Yes	No		
Preservations documented on Chain of Custody?	<input checked="" type="checkbox"/> Yes	No		
Containers documented on Chain of Custody?	<input checked="" type="checkbox"/> Yes	No		
Sufficient sample amount for indicated test?	<input checked="" type="checkbox"/> Yes	No		
All samples received within sufficient hold time?	<input checked="" type="checkbox"/> Yes	No		
VOC samples have zero headspace?	<input checked="" type="checkbox"/> Yes	No	Not Applicable	

Other observations:

Variance Documentation:

Contact Person: _____ Date/Time: _____ Contacted by: _____
 Regarding: _____

Corrective Action Taken:

Appendix D Regulatory Information

New Mexico Office of State Engineer Water Well Report

**New Mexico Office of the State Engineer
Well Reports and Downloads**

Township: 17S Range: 34E Sections: 36

NAD27 X: Y: Zone: Search Radius:

County: Basin: Number: Suffix:

Owner Name: (First) (Last) Non-Domestic Domestic
 All

Well / Surface Data Report Avg Depth to Water Report

Water Column Report

Clear Form WATERS Menu Help

AVERAGE DEPTH OF WATER REPORT 05/12/2005

Bsn	Tws	Rng	Sec	Zone	X	Y	Wells	(Depth Water in Feet)		
								Min	Max	Avg
L	17S	34E	36				2	102	105	104

Record Count: 2

QT Gathering Area Wells

DB File Nbr	Tws	Rng	Sec	Easting	Northing	Date	Well	Water
L 02217	17S	34E	25	639773	3630365	6/10/1953	120	75
L 02308	17S	34E	25	639779	3629962	8/12/1953	130	76
L 05025	17S	34E	25	638574	3629940	12/21/1962	157	95
L 05106	17S	34E	25	638568	3630343	4/15/1963	150	95
L 01696	17S	34E	26	636946	3631119	3/28/1961	230	100
L 03795	17S	34E	26	636946	3631119	3/28/1961	230	100
L 04899	17S	34E	26	638270	3630031	5/5/1962	145	85
L 04949	17S	34E	26	638160	3630739	8/8/1962	158	102
L 05008	17S	34E	26	638160	3630739	11/30/1962	160	89
L 05032	17S	34E	26	637355	3630724	1/12/1963	140	80
L 05039	17S	34E	35	637774	3629522	2/6/1963	165	95
L 05335	17S	34E	35	637774	3629522	3/12/1964	160	95
L 05842	17S	34E	35	637992	3628515	1/26/1966	220	96
L 06029	17S	34E	35	638193	3628321	10/14/1966	230	102
L 05003	17S	34E	36	638786	3629335	11/28/1962	135	105
L 06030	17S	34E	36	638596	3628328	10/5/1966	230	102
L 04066	17S	35E	30	641357	3630795	2/3/1959	116	70
L 04490	17S	35E	30	641357	3630795	7/25/1960	110	70
L 05392	17S	35E	30	640175	3630373	5/16/1964	145	80
L 05744	17S	35E	30	640853	3630688		122	75
L 04247 A	17S	35E	31	640098	3628659	1/25/1974	235	95
L 04160	18S	34E	1	638628	3626710	5/26/1959	165	100
L 06115	18S	34E	1	638503	3628015	3/10/1967	230	110
L 10467	18S	34E	1	639105	3628025	2/1/1995	231	115
L 04796	18S	35E	6	640712	3626647	1/25/1962	150	95
L 05411	18S	35E	6	641018	3626753	5/28/1964	120	60
L 05523	18S	35E	6	641005	3627560	1/7/1965	147	85
L 10337	18S	35E	6	640311	3627853	7/7/1993	190	110

Easting	Northing	GW Elevator	DB File Nbr
639779	3629962		3917 L 02308
638574	3629940		3912 L 05025
638568	3630343		3912 L 05106
638786	3629335		3902 L 05003
639200	3629723		

Link Texaco QT Gathering

Appendix E C-141 Release Notification



Mr. Paul Sheeley
Environmental Engineer
New Mexico Oil Conservation Division
1625 North French
Hobbs, New Mexico 88240

Subject: Link Energy Initial C-141

Re: Texaco QT Gathering, #2001-11098
UL B, NW¼ of the NE¼ of Section 36 T17S R34E
Latitude 32°47'54"N and Longitude 103°30'48"W
Landowner: State of New Mexico

Dear Mr. Sheeley,

Environmental Plus, Inc. (EPI), on behalf of Mr. Jimmy Bryant, District Environmental Supervisor, Link Energy, submits the attached New Mexico Oil Conservation Division (NMOCD) form C-141 for the above referenced leak site located on land owned by the State of New Mexico, approximately 22 miles west northwest of Hobbs, New Mexico. The New Mexico Office of the State Engineer Database records indicate an area groundwater level of approximately 93 feet below the ground surface (*bgs), with no wells within a 1,000-foot radius of the site. There are no surface water bodies within 1,000 horizontal feet of the site. The attached site information and metrics form ranks the site in accordance with the **NMOCD Guidelines for Remediation of Leaks, Spills and Releases (August 13, 1993)** (Guidelines).

Link Energy proposes to remediate the site consistent with the Guidelines and, if necessary, develop and submit a site specific remediation plan for NMOCD approval to address issues identified during delineation of the vertical and horizontal extents of contamination of the Constituents of Concern (CoCs), i.e., Total Petroleum Hydrocarbon EPA method 8015m (TPH^{8015m}), Benzene, and BTEX, i.e., the mass sum of Benzene, Toluene, Ethyl Benzene, and Xylenes. The contaminated soil is not exempted from RCRA 40 CFR Part 261.



ENVIRONMENTAL PLUS, INC.

Micro-Blaze

Micro-Blaze Od™

STATE APPROVED LAND FARM AND ENVIRONMENTAL SERVICES

If there are any questions please call Mr. Ben Miller or myself at the office or at 505.390.0288 and 505.390.7864, respectively or Mr. Jimmy Bryant at 432.684.3479. All official communication should be addressed to:

Mr. Jimmy Bryant
Link Energy
PO Box 1660
5805 East Highway 80
Midland, Texas 79702

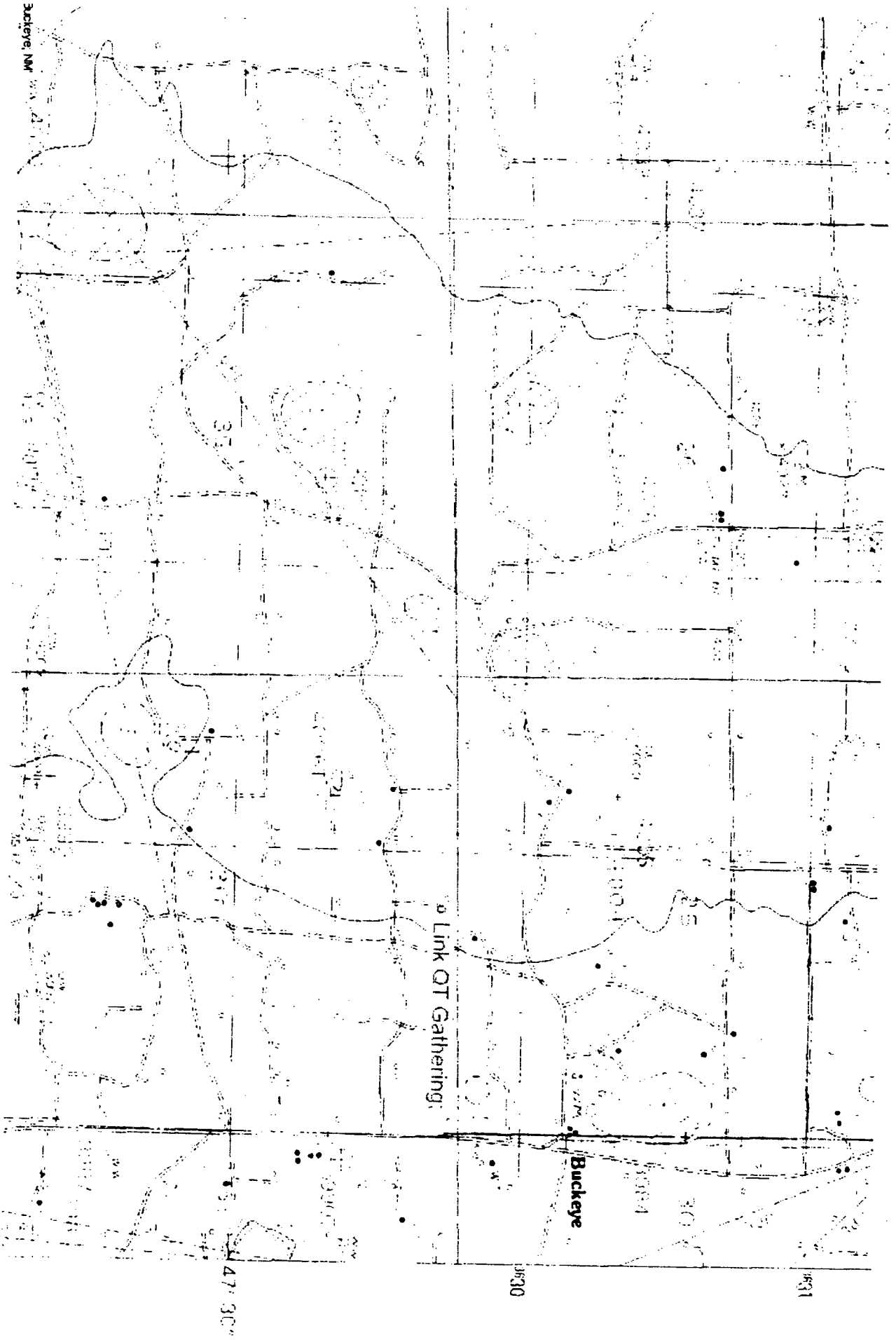
Sincerely,

Pat McCasland
EPI Technical Services Manager

cc: Jimmy Bryant, Link Energy, w/enclosure
Jeff Dann, Link Energy, w/enclosure
Ben Miller, EPI Vice President and General Manager
Sherry Miller, EPI President
file

ENVIRONMENTAL PLUS, INC.

Buckeye, NM



Link OT Gathering

Buckeye

47 30'

0630

1831



ENVIRONMENTAL PLUS, INC.

Micro-Blaze

Micro-Blaze Od™

STATE APPROVED LAND FARM AND ENVIRONMENTAL SERVICES

ENVIRONMENTAL PLUS, INC.

LinkEnergy	Site Information and Metrics	Incident Date: 9-6-01 @ 4:30 PM	NMOCD Notified: NA
SITE: Texaco QT Gathering		Assigned Site Reference #: 2001-11098	
Company: Link Energy			
Street Address: PO Box 1660			
Mailing Address: 5805 East Highway 80			
City, State, Zip: Midland, Texas 79702			
Representative: Jimmy Bryant			
Representative Telephone: 432.684.3479			
Telephone:			
Fluid volume released (bbls): 3 bbls sweet		Recovered (bbls): 0 bbls	
>25 bbls: Notify NMOCD verbally within 24 hrs and submit form C-141 within 15 days. (Also applies to unauthorized releases >500 mcf Natural Gas)			
5-25 bbls: Submit form C-141 within 15 days (Also applies to unauthorized releases of 50-500 mcf Natural Gas)			
Leak, Spill, or Pit (LSP) Name: Texaco QT Gathering			
Source of contamination: 4" Steel Pipeline			
Land Owner, i.e., BLM, ST, Fee, Other: State of New Mexico			
LSP Dimensions 50'NW x 225'EW			
LSP Area: 5,078 sqft ft ²			
Location of Reference Point (RP)			
Location distance and direction from RP			
Latitude: 32°47'54"N			
Longitude: 103°30'48"W			
Elevation above mean sea level: 4,003 'amsl			
Feet from South Section Line			
Feet from West Section Line			
Location- Unit or ¼: NW¼ of the NE¼		Unit Letter: B	
Location- Section: 36			
Location- Township: T17S			
Location- Range: R34E			
Surface water body within 1000' radius of site: none			
Domestic water wells within 1000' radius of site: none			
Domestic water wells within 1000' radius of site:			
Agricultural water wells within 1000' radius of site: none			
Agricultural water wells within 1000' radius of site:			
Public water supply wells within 1000' radius of site: none			
Depth from land surface to ground water (DG) 93'bgs			
Depth of contamination (DC) -			
Depth to ground water (DG - DC = DtGW) -			
1. Ground Water		2. Wellhead Protection Area	
If Depth to GW <50 feet: 20 points		If <1000' from water source, or; <200' from private domestic water source: 20 points	
If Depth to GW 50 to 99 feet: 10 points			
If Depth to GW >100 feet: 0 points		If >1000' from water source, or; >200' from private domestic water source: 0 points	
		3. Distance to Surface Water Body	
		<200 horizontal feet: 20 points	
		200-100 horizontal feet: 10 points	
		>1000 horizontal feet: 0 points	

Ground water Score = 10	Wellhead Protection Area Score = 0	Surface Water Score = 0	
Site Rank (1+2+3) = 10			
Total Site Ranking Score and Acceptable Concentrations			
Parameter	>19	10-19	0-9
Benzene ¹	10 ppm	10 ppm	10 ppm
BTEX ¹	50 ppm	50 ppm	50 ppm
TPH	100 ppm	1000 ppm	5000 ppm
¹ 100 ppm field VOC headspace measurement may be substituted for lab analysis			

District I
1625 N. French Dr., Hobbs, NM 88240
District II
1301 W. Grand Avenue, Artesia, NM 88210
District III
1000 Rio Brazos Road, Aztec, NM 87410
District IV
1220 S. St. Francis Dr., Santa Fe, NM 87505

State of New Mexico
Energy Minerals and Natural Resources

Oil Conservation Division
1220 South St. Francis Dr.
Santa Fe, NM 87505

Form C-141
Revised March 17, 1999

Submit 2 Copies to appropriate
District Office in accordance
with Rule 116 on back
side of form

Release Notification and Corrective Action

OPERATOR

Initial Report Final Report

Name of Company: Link Energy	Contact: Jimmy Bryant
Address PO Box 1660 5805 East Highway 80 Midland, Texas 79702	Telephone No. 432.684.3479
Facility Name Texaco QT Gathering #2001-11098	Facility Type 4" Steel Pipeline
Surface Owner: State of New Mexico	Mineral Owner
	Lease No.

LOCATION OF RELEASE

Unit Letter B	Section 36	Township T17S	Range R34E	Feet from the	North/South Line	Feet from the	East/West Line	County: Lea
								Lat. 32°47'54"N
								Lon. 103°30'48"W

Latitude: 32°47'54"N Longitude: 103°30'48"W

NATURE OF RELEASE

Type of Release Crude Oil	Volume of Release 3 bbls sweet barrels	Volume Recovered 0 bbls barrels
Source of Release 4" Steel Pipeline	Date and Hour of Occurrence 9-6-01 @ 4:30 PM	Date and Hour of Discovery 9-6-01 @ 4:30 PM
Was Immediate Notice Given? <input checked="" type="checkbox"/> Yes <input type="checkbox"/> No <input type="checkbox"/> Not Required	If YES, To Whom? Paul Sheeley	
By Whom?	Date and Hour NA	
Was a Watercourse Reached? <input type="checkbox"/> Yes <input checked="" type="checkbox"/> No	If YES, Volume Impacting the Watercourse. NA	
If a Watercourse was Impacted, Describe Fully.* NA		
Describe Cause of Problem and Remedial Action Taken.* 4" Steel Pipeline Internal corrosion of 4" steel pipe resulted in crude oil release onto right-of way.		
Describe Area Affected and Cleanup Action Taken.* 5,078 sqft 50'NW x 225'EW; Site to be delineated. Remedial Goals: TPH 8015m = 1000 mg/Kg, Benzene = 10 mg/Kg, and BTEX, i.e., the mass sum of Benzene, Ethyl Benzene, Toluene, and Xylenes = 50 mg/Kg.		

I hereby certify that the information given above is true and complete to the best of my knowledge and understand that pursuant to NMOCD rules and regulations all operators are required to report and/or file certain release notifications and perform corrective actions for releases which may endanger public health or the environment. The acceptance of a C-141 report by the NMOCD marked as "Final Report" does not relieve the operator of liability should their operations have failed to adequately investigate and remediate contamination that pose a threat to ground water, surface water, human health or the environment. In addition, NMOCD acceptance of a C-141 report does not relieve the operator of responsibility for compliance with any other federal, state, or local laws and/or regulations.

Signature:		<u>OIL CONSERVATION DIVISION</u>	
Printed Name: Jimmy Bryant		Approved by District Supervisor:	
E-mail Address: Jimmy_Bryant@linkenergy.com		Approval Date:	Expiration Date:
Title: District Environmental Supervisor		Conditions of Approval:	Attached <input type="checkbox"/>
Date:	Phone: 432.684.3479		

* Attach Additional Sheets If Necessary



ENVIRONMENTAL PLUS, INC.

Micro-Blaze

Micro-Blaze Od™

STATE APPROVED LAND FARM AND ENVIRONMENTAL SERVICES

August 20, 2002

Mr. Frank Hernandez
E.O.T.T. Energy Corporation
5805 East Highway 80
Midland, Texas 79702

Subject: 2002-10012; Texaco QT Gathering #2

Dear Mr. Hernandez,

This leak occurred at the same location as the Texaco QT Gathering #1 #2001-11098 but did not extend beyond the original spill area. Refer the QT Gathering #1 Summary for delineation and remediation recommendations.


If there are any questions please call Mr. Ben Miller or myself at the office or at 505.390.0288 and 505.390.7864, respectively.


Sincerely,

Pat McCasland
EPI Technical Services Manager


cc: Ben Miller, EPI Vice President and General Manager
Sherry Miller, EPI President
file

ENVIRONMENTAL PLUS, INC.







Texaco QT Gathering #2



Texaco QT Gathering #2



E.O.T.T.
ENERGY PIPELINE
TEXACO QT
GATHERING #1
REF#2001-11098
AND
TEXACO QT
GATHERING #2
REF#2002-10012
UL-B SEC36
T17S R34E



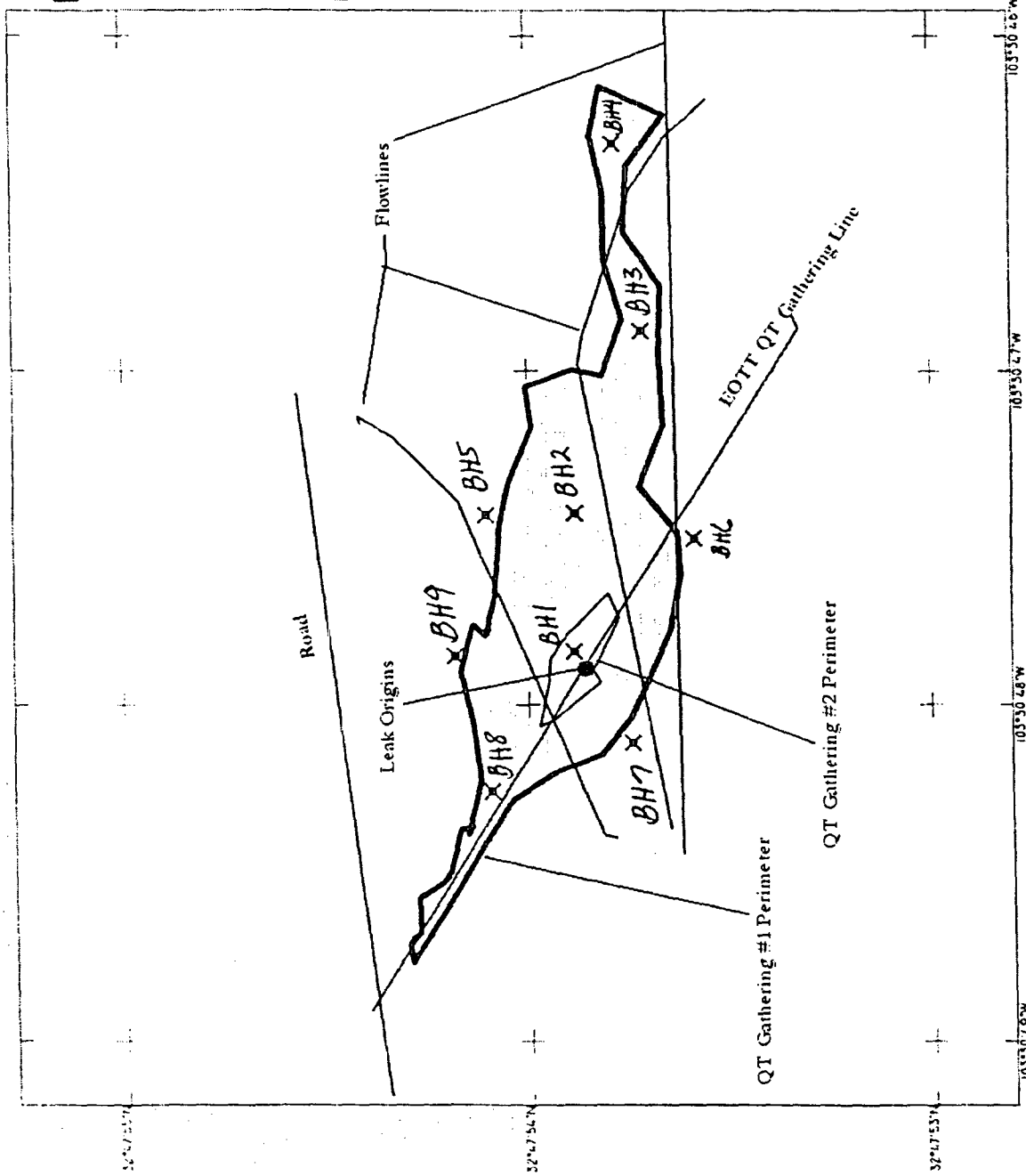
SCALE 1:500



FEET

LAT/LONG
WGS 1984

MULTIPLE FILES
2/11/2002



Distribution

Larry Johnson
Environmental Engineer
1625 North French Drive
Hobbs, NM 88240
505-393-6161 ext 111
lwjohnson@state.nm.us

Jeffrey Dann, PG
Senior Environmental Specialist
Plains Marketing, L.P.
333 Clay Street, Suite 1600
Houston, Texas 77002
713-646-4100
jpdann@paalp.com

Camille Reynolds
Remediation Coordinator
Plains All American
214 West C61
Hobbs, New Mexico 88240
505-393-5611
cjreynolds@paalp

Will Murley, PG
Senior Geologist
Premier Environmental Service, Inc.
30 West Industrial Loop, Suite I
Midland, Texas 79701
wmurley@premiercorp-usa.com

Chan Patel
Senior Project Manager
Premier Environmental Service, Inc.
4800 Sugar Grove Blvd, Suite 420
Stafford, Texas 77477
281-240-5201
cpatel@premiercorp-usa.com