

UNITED STATES
DEPARTMENT OF THE INTERIOR
BUREAU OF LAND MANAGEMENT

NMOCD
Hobbs

FORM APPROVED
OMB NO. 1004-0137
Expires: January 31, 2018

SUNDRY NOTICES AND REPORTS ON WELLS
Do not use this form for proposals to drill or to re-enter an abandoned well. Use form 3160-3 (APD) for such proposals.

HOBBS OCD

SUBMIT IN TRIPLICATE - Other instructions on page 2

NOV 06 2017

RECEIVED

1. Type of Well <input checked="" type="checkbox"/> Oil Well <input type="checkbox"/> Gas Well <input type="checkbox"/> Other		5. Lease Serial No. NMNM02965A
2. Name of Operator MEWBOURNE OIL COMPANY Contact: JACKIE LATHAN E-Mail: jlathan@mewbourne.com		6. If Indian, Allottee or Tribe Name
3a. Address PO BOX 5270 HOBBS, NM 88241	3b. Phone No. (include area code) Ph: 575-393-5905	7. If Unit or CA/Agreement, Name and/or No. EL MAR 21 WODM FED COM 2H
4. Location of Well (Footage, Sec., T., R., M., or Survey Description) Sec 21 T26S R33E Mer NMP NWNW 190FNL 1290FWL 700 720		8. Well Name and No. EL MAR 21 WODM FED COM 2H
		9. API Well No. 30-025-42935
		10. Field and Pool or Exploratory Area 98097
		11. County or Parish, State LEA COUNTY, NM

12. CHECK THE APPROPRIATE BOX(ES) TO INDICATE NATURE OF NOTICE, REPORT, OR OTHER DATA

TYPE OF SUBMISSION	TYPE OF ACTION			
<input type="checkbox"/> Notice of Intent	<input type="checkbox"/> Acidize	<input type="checkbox"/> Deepen	<input type="checkbox"/> Production (Start/Resume)	<input type="checkbox"/> Water Shut-Off
<input checked="" type="checkbox"/> Subsequent Report	<input type="checkbox"/> Alter Casing	<input type="checkbox"/> Hydraulic Fracturing	<input type="checkbox"/> Reclamation	<input type="checkbox"/> Well Integrity
<input type="checkbox"/> Final Abandonment Notice	<input type="checkbox"/> Casing Repair	<input type="checkbox"/> New Construction	<input type="checkbox"/> Recomplete	<input checked="" type="checkbox"/> Other Well Spud
	<input type="checkbox"/> Change Plans	<input type="checkbox"/> Plug and Abandon	<input type="checkbox"/> Temporarily Abandon	
	<input type="checkbox"/> Convert to Injection	<input type="checkbox"/> Plug Back	<input type="checkbox"/> Water Disposal	

13. Describe Proposed or Completed Operation: Clearly state all pertinent details, including estimated starting date of any proposed work and approximate duration thereof. If the proposal is to deepen directionally or recompleat horizontally, give subsurface locations and measured and true vertical depths of all pertinent markers and zones. Attach the Bond under which the work will be performed or provide the Bond No. on file with BLM/BIA. Required subsequent reports must be filed within 30 days following completion of the involved operations. If the operation results in a multiple completion or recompleat in a new interval, a Form 3160-4 must be filed once testing has been completed. Final Abandonment Notices must be filed only after all requirements, including reclamation, have been completed and the operator has determined that the site is ready for final inspection.

10/13/17...Spud 17 1/2" hole. TD'd hole @ 944'. Ran 934' of 13 3/8" 54.5# J55 ST&C csg. Cemented with 600 sks Class C w/additives. Mixed @ 13.5 #/g w/ 1.35 yd. Tail w/200 sks Class C w/2% CaCl2. Mixed @ 14.8#/g w/ 1.34 yd. Plug down @ 10:30 P.M. 10/14/17. Circ 225 sks cement to pit. Tested BOPE to 10000# & Annular to 5000#. Tested standpipe & mud lines to the pumps to 5000#. At 6:00 P.M. 10/16/17, tested csg to 1500# for 30 minutes, held OK. Drilled out with 12 1/4" bit. FIT test to EMW of 10.5 PPG.

Chart & Schematic attached.

Bond on file: NM1693 nationwide & NMB000919

14. I hereby certify that the foregoing is true and correct.
Electronic Submission #392828 verified by the BLM Well Information System For MEWBOURNE OIL COMPANY, sent to the Hobbs Committed to AFMSS for processing by JENNIFER SANCHEZ on 10/24/2017 ()

Name (Printed/Typed) JACKIE LATHAN	Title AUTHORIZED REPRESENTATIVE
Signature (Electronic Submission)	Date 10/24/2017

THIS SPACE FOR FEDERAL OR STATE OFFICE USE

Approved By _____	Title _____	Date _____
Conditions of approval, if any, are attached. Approval of this notice does not warrant or certify that the applicant holds legal or equitable title to those rights in the subject lease which would entitle the applicant to conduct operations thereon.		
Office _____		

ACCEPTED FOR RECORD
OCT 25 2017
BUREAU OF LAND MANAGEMENT
CARLSBAD FIELD OFFICE

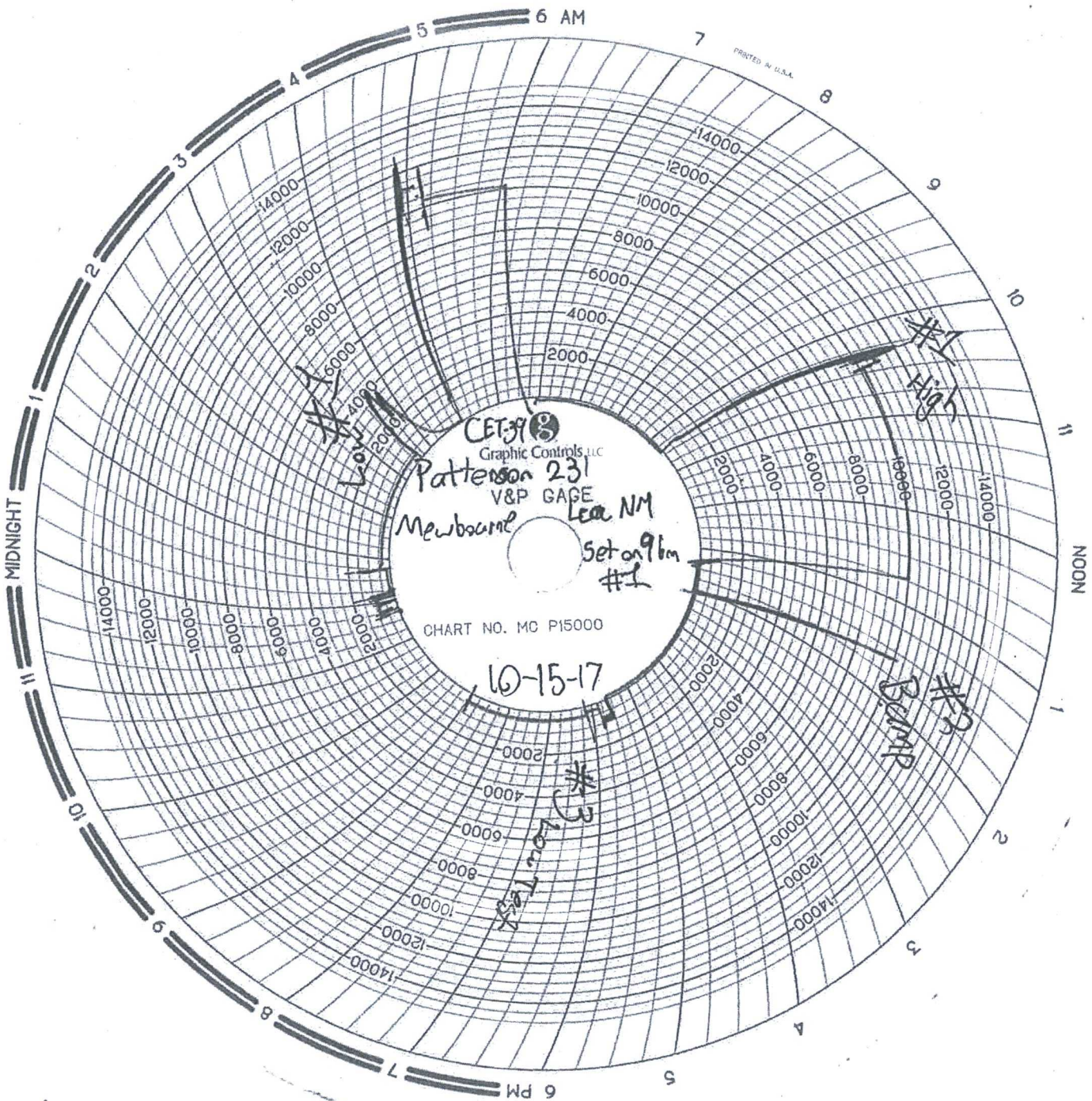
Title 18 U.S.C. Section 1001 and Title 43 U.S.C. Section 1212, make it a crime for any person knowingly and willfully to make to any department or agency of the United States any false, fictitious or fraudulent statements or representations as to any matter within its jurisdiction.

(Instructions on page 2)

**** OPERATOR-SUBMITTED ** OPERATOR-SUBMITTED ** OPERATOR-SUBMITTED ****

Ke

PRINTED IN U.S.A.



CET 39
 Graphic Controls Inc
 Patterson 231
 V&P GAGE
 Newbourn
 Lead NM
 Set on 9 km #1

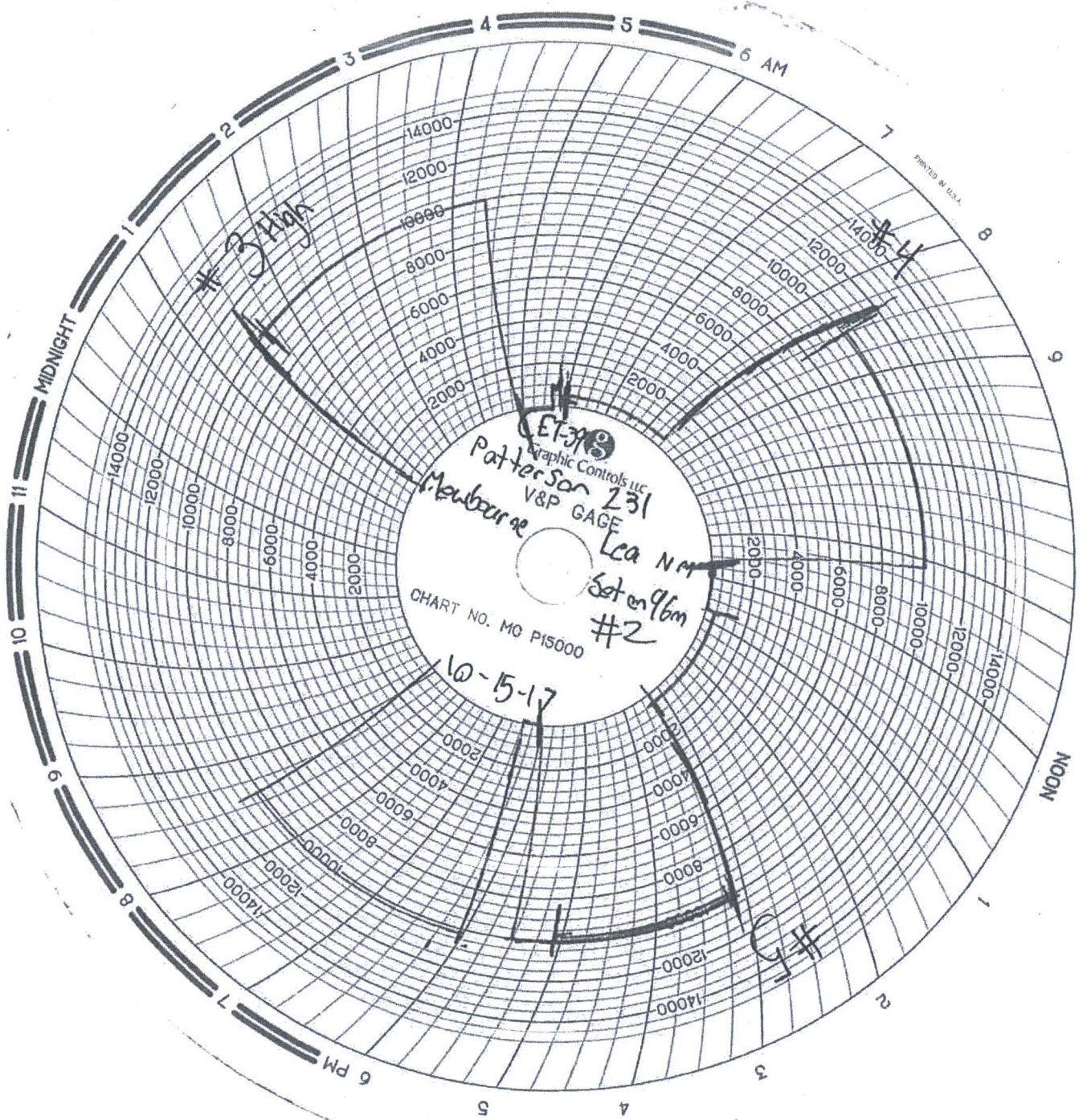
CHART NO. MC P15000

10-15-17

Beamp

High

2000
4000
6000
8000
10000
12000
14000



PRINTED IN U.S.A.

ET-378
Graphic Controls Inc
Patterson 231
V&P GAGE
Mewbourne

Lea NM
Set on 96m
#2

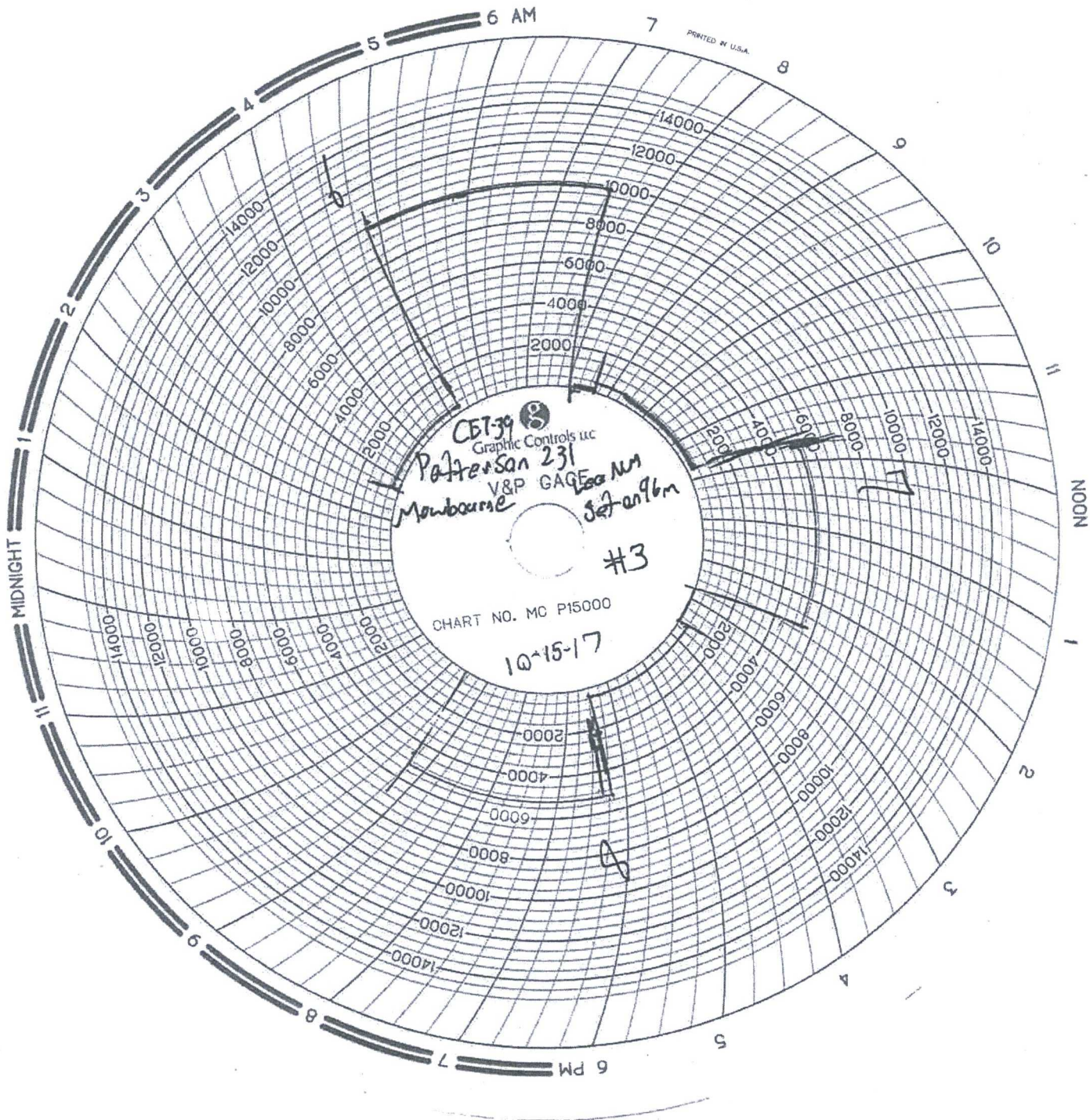
CHART NO. MQ P15000

10-15-17

#3 High

#4

#5



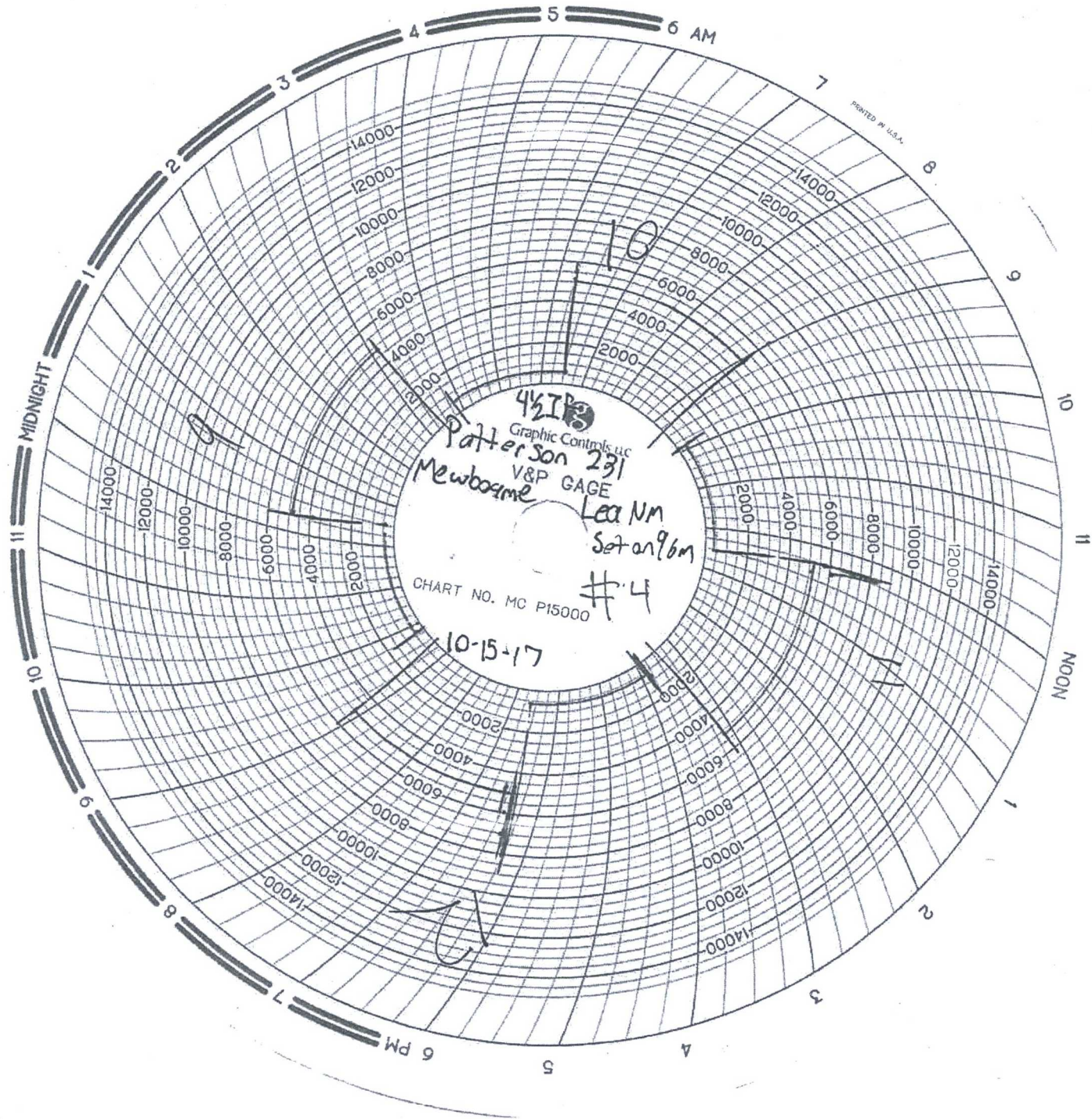
PRINTED IN U.S.A.

MIDNIGHT

NOON

6 PM

6 AM



4 1/2 I.P.
Graphic Controls Inc
Patterson 231
V&P GAGE
Mewboame
Lea NM
Set on 96m
CHART NO. MC P15000
#4
10-15-17

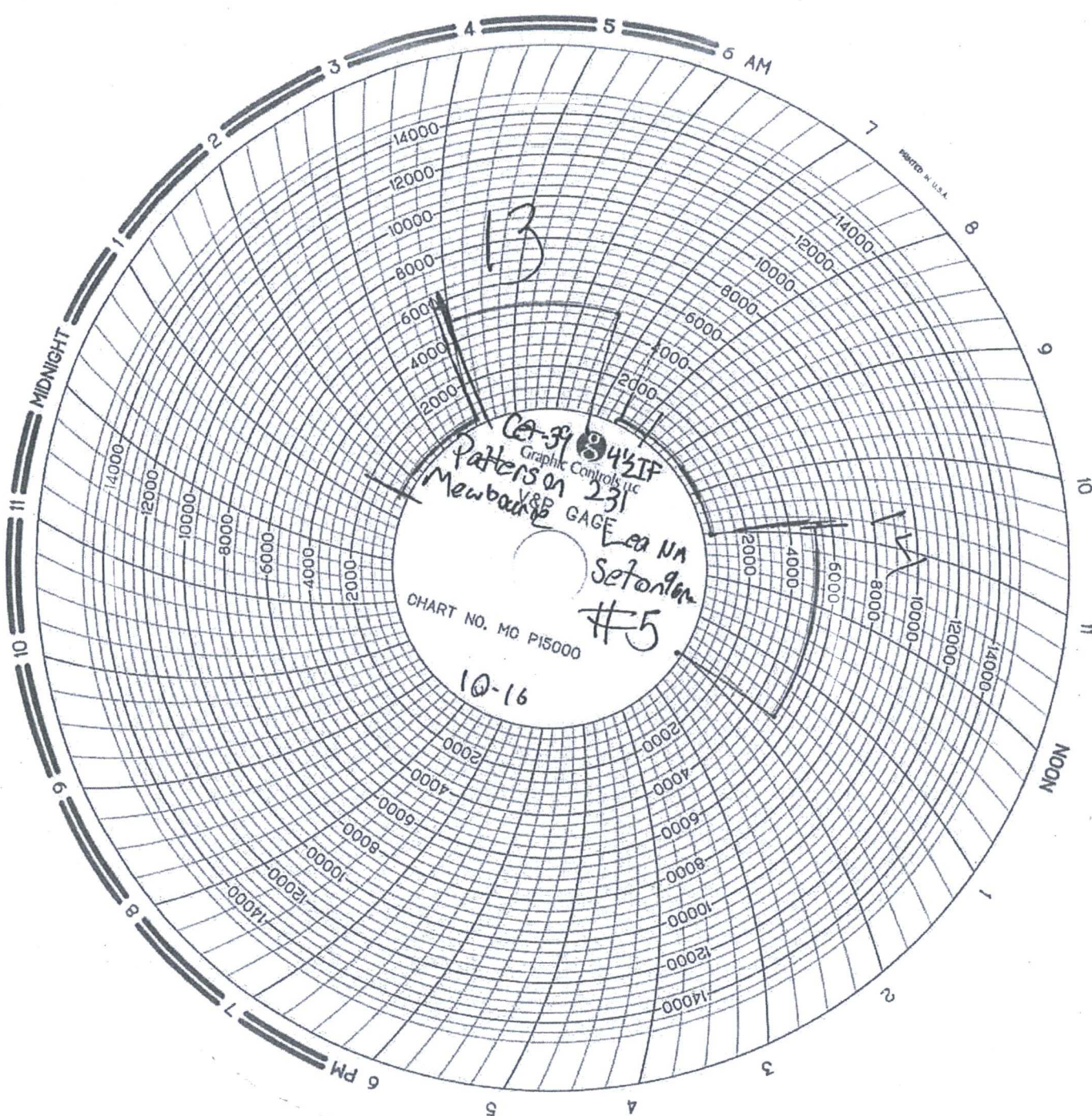
PRINTED IN U.S.A.

MIDNIGHT

NOON

6 AM
7
8
9
10
11
10
11
6 PM

14000
12000
10000
8000
6000
4000
2000
14000
12000
10000
8000
6000
4000
2000
14000
12000
10000
8000
6000
4000
2000
14000
12000
10000
8000
6000
4000
2000
14000
12000
10000
8000
6000
4000
2000



13

CE-39
Graphic Controls Inc
Patterson 231
Newburg GAGE
E. A. N. Seton
#5

CHART NO. MC P15000

10-16

MADE IN U.S.A.

MAN WELDING SERVICES, INC

Company Mewbourne Date 10-15-17
Lease EL Mar 21 WOODM Fed Com #2H County Lea NM
Drilling Contractor Patterson 231 Plug & Drill Pipe Size CET-39/4 1/2 IF
Accumulator Pressure: 3000 Manifold Pressure: 1500 Annular Pressure: 1000

Accumulator Function Test - OO&GO#2

To Check - USABLE FLUID IN THE NITROGEN BOTTLES (III.A.2.c.i. or ii or iii)

- Make sure all rams and annular are open and if applicable HCR is closed.
 - Ensure accumulator is pumped up to working pressure! (Shut off all pumps)
1. Open HCR Valve. (If applicable)
 2. Close annular.
 3. Close **all** pipe rams.
 4. Open one set of the pipe rams to simulate closing the blind ram.
 5. For 3 ram stacks, open the annular to achieve the 50+ % safety factor. (5M and greater systems).
 6. Record remaining pressure 1675 psi. Test Fails if pressure is lower than required.
- a. {950 psi for a 1500 psi system} b. {1200 psi for a 2000 & 3000 psi system }
7. If annular is closed, open it at this time and close HCR.

To Check - PRECHARGE ON BOTTLES OR SPHERICAL (III.A.2.d.)

- Start with manifold pressure at, or above, maximum acceptable pre-charge pressure:
 - a. {800 psi for a 1500 psi system} b. {1100 psi for 2000 and 3000 psi system}
1. Open bleed line to the tank, slowly. (gauge needle will drop at the lowest bottle pressure)
 2. Close bleed line. Barely bump electric pump and see what pressure the needle jumps up to.
 3. Record pressure drop 1000 psi. Test fails if pressure drops below minimum.
- Minimum: a. {700 psi for a 1500 psi system} b. {900 psi for a 2000 & 3000 psi system}

To Check - THE CAPACITY OF THE ACCUMULATOR PUMPS (III.A.2.f.)

- Isolate the accumulator bottles or spherical from the pumps & manifold.
 - Open the bleed off valve to the tank, {manifold psi should go to 0 psi} close bleed valve.
1. Open the HCR valve, {if applicable}
 2. Close annular
 3. With pumps only, time how long it takes to regain the required manifold pressure.
 4. Record elapsed time 1:15. Test fails if it takes over 2 minutes.
- a. {950 psi for a 1500 psi system} b. {1200 psi for a 2000 & 3000 psi system}

