Case No. 1418

Large Exhibits

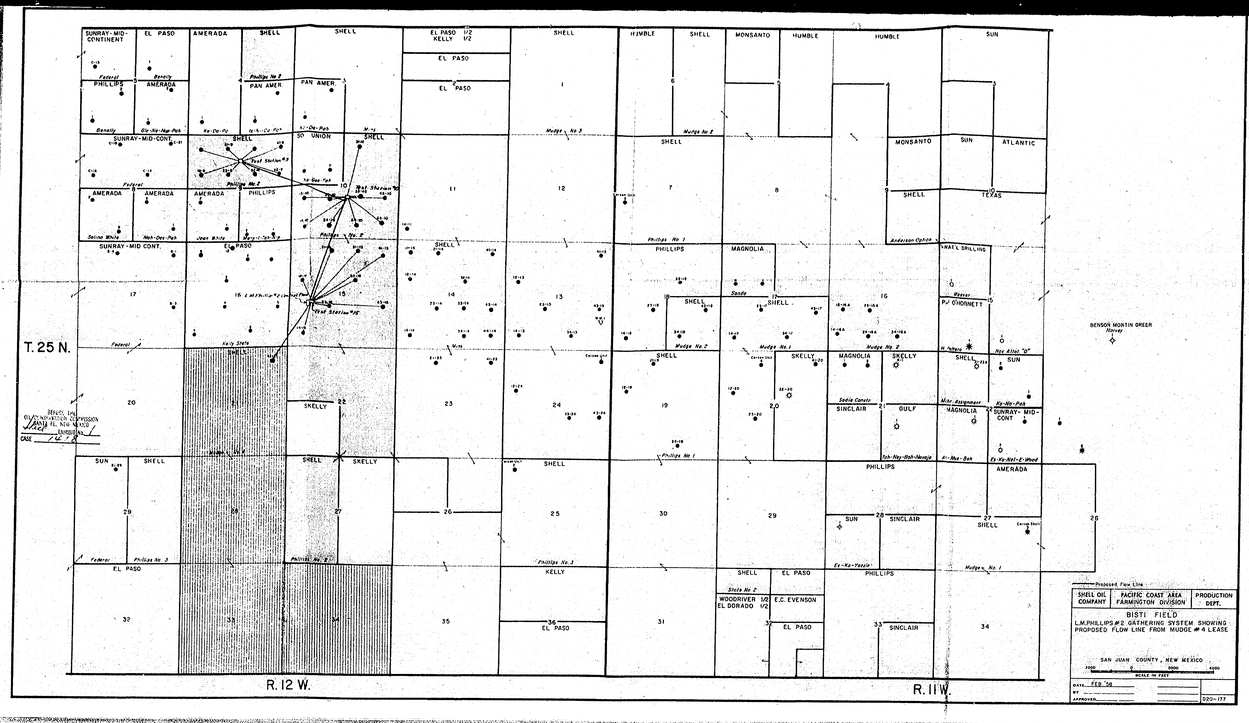

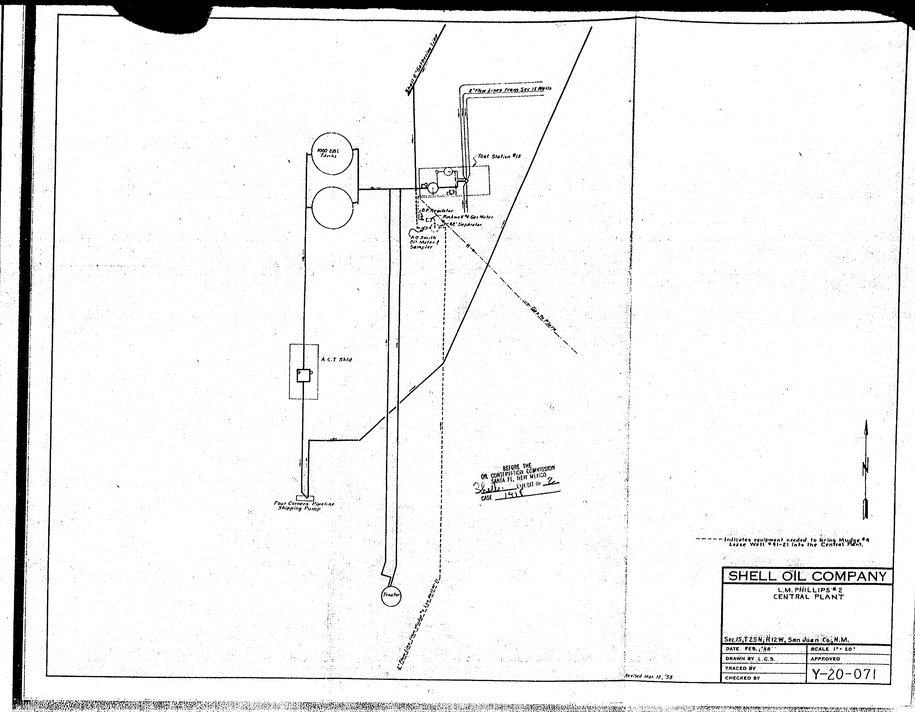

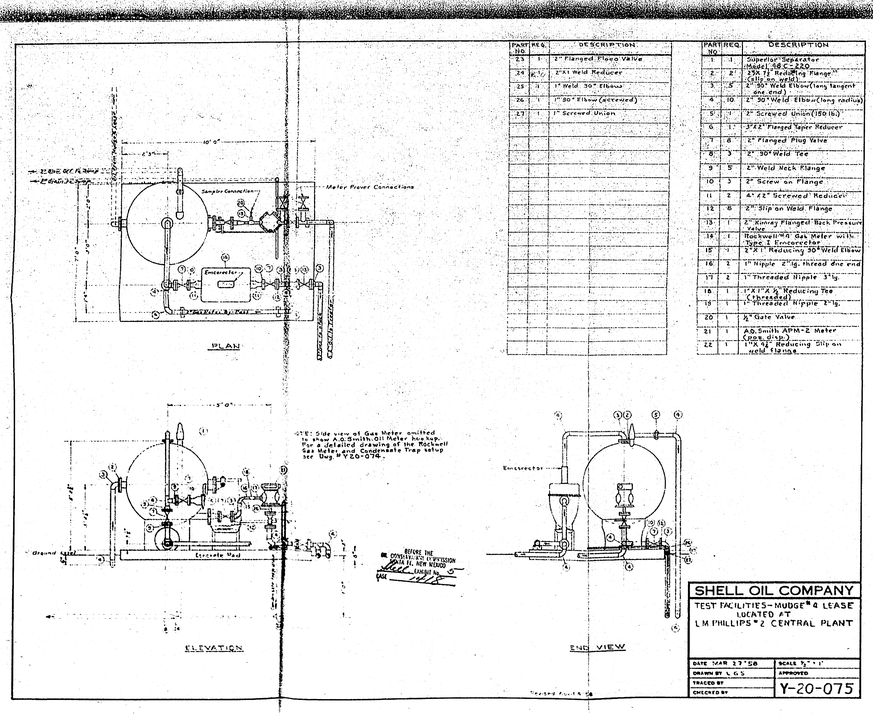

PART NO.	REQ.	DESCRIPTION
23	1	2" Flanged Flow Valve
24	6½'	2"A1 Weld Reducer
25	1	1" Weld 90° Elbow
26	1	1" 90° Elbow (screwed)
27	1	1" Screwed Union

PART NO.	REQ.	DESCRIPTION
1	1	Superior Separator Model 48 C-220
2	2	25A 7J Raised Ring Flange (slip on weld)
3	8	2" 90° Weld Elbow (long tangent one end)
4	10	2" 90° Weld Elbow (long radius)
5	1	2" Screwed Union (150 lb.)
6	1	3"X2" Flanged Taper Reducer
7	6	2" Flanged Plug Valve
8	3	2" 90° Weld Tee
9	5	2" Weld Neck Flange
10	3	2" Screw on Flange
11	2	4"X2" Screwed Reducer
12	8	2" Slip on Weld Flange
13	1	2" Kinney Flanged Back Pressure Valve
14	1	Rockwell "M" Gas Meter with Type I Enviroector
15	1	2"X1" Reducing 90° Weld Elbow
16	2	1" Nipple 2" lg. thread one end
17	2	1" Threaded Nipple 3" lg.
18	1	1"X1"X ½" Reducing Tee (threaded)
19	1	1" Threaded Nipple 2" lg.
20	1	½" Gate Valve
21	1	A.O. Smith APM-2 Meter (Cons. disp.)
22	1	1"X ½" Reducing Slip on weld Flange

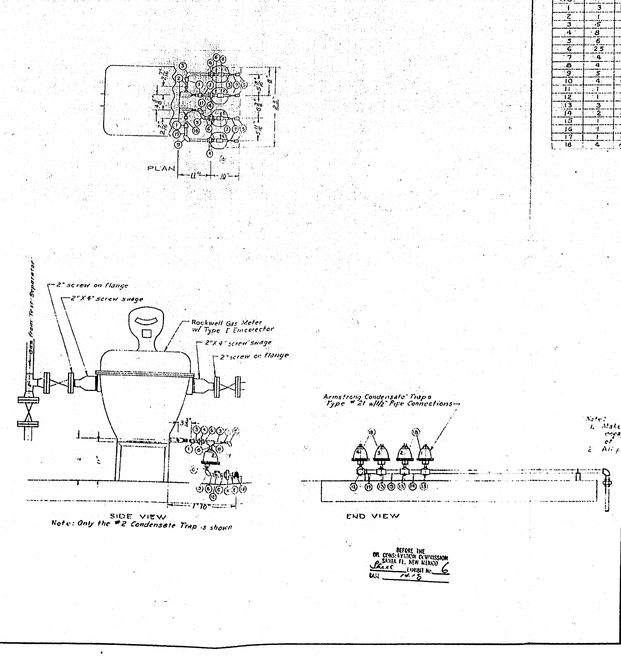

PART NO.	QUANT.	PART NAME
1	3	Reducer ½" X ¼"
2	1	Nipple ¾" X 1½" lg.
3	2	Nipple ½" X 3" lg.
4	8	Screwed Union ½"
5	6	Street Elbow ½"
6	23	Nipple ½" X 2" lg.
7	4	Brass Gate Valve ½"
8	4	Standard Screwed Tee ½"
9	2	Elbow (90°) ½"
10	4	Check Valve (brass) ½"
11	1	Reducing Elbow ¾" X ½"
12	1	Reducing Elbow ½" X ¼"
13	3	Reducing Tee 1" X 1" X ½"
14	2	Nipple 1" X 4½" lg.
15	1	Nipple 1" X 27" lg.
16	7	Close Nipple ½" ¾" lg.
17	1	Nipple ½" X 3½" lg.
18	4	Armstrong Type #21 Condensate Trap

Note:
1. Male up dimensions are given on a thread engagement between Male & Female threads of ¼" Pipe ¾", ½" Pipe ¾", 1" Pipe ⅞".
2. All pipe fittings are 150# std.

SHELL OIL COMPANY
DETAIL OF CONDENSATE TRAPS FOR ROCKWELL GAS METER
MUDGE #4 LEASE
TEST FACILITIES
DATE MAR 27 '58
SCALE 1" = 1'
DRAWN BY L.C.S.
APPROVED
TRACED BY
CHECKED BY
Y-20-074

101 South Behrend Avenue
Farmington, New Mexico

FEB 27 1958

Subject: Request for permission to commingle oil from Federal Leases 078062 and 078066, Bisti Field, New Mexico

BEFORE THE OIL CONSERVATION COMMISSION SANTA FE, NEW MEXICO
CASE

United States Geological Survey (2)
Post Office Box 6721
Roswell, New Mexico

Attention Mr. John A. Anderson

Gentlemen:

Shell Oil Company hereby requests permission to transport oil from a lease for measurement and storage. It is proposed that two contiguous Federal leases in the Bisti Field be produced into common tankage located on one of the leases. Both of these leases have the same royalty interests. Four Corners Pipe Line Company has a pipeline connection to the L. M. Phillips #2 lease, where the tanks are located; however, they cannot justify a pipeline extension to the R. W. Mudge #4 lease. Consequently, by producing the R. W. Mudge #4 lease through a meter and into the L. M. Phillips #2 tankage, a trucking charge of approximately 30¢/bbl. will be saved. This will result in increased revenue to the royalty owners as well as the lease operator.

The proposed method of producing these two leases is described in the attached letter to the New Mexico Oil Conservation Commission. Shell Oil Company has requested that an application for Exception to the NMOCC Rule 309 be heard at the Examiners Hearing to be held in Santa Fe on or about March 19, 1958.

Early consideration of our request would be appreciated so that we can proceed with installation of the necessary facilities as soon as possible.

Very truly yours,

R. H. Hodson
Division Production Manager

JAK
LCS:KP

Attachment

bcc - Area Production

FILE COPY