



**Stantec Consulting Services Inc.**  
11311 Aurora Avenue  
Des Moines, Iowa 50322-7908

February 26, 2026

**VIA E-PERMITTING PORTAL**

**Ms. Shanna Smith**, Senior Environmental Specialist  
New Mexico Oil Conservation Division  
Energy, Minerals, and Natural Resources Department  
1220 S. St. Francis Drive  
Santa Fe, New Mexico 87505

**Reference: Hydrocarbon Recovery Testing Report  
Canada Mesa #2  
San Juan River Basin  
Incident ID No. nAUTOfAB000065**

Dear Ms. Smith:

Pursuant to your request on November 21, 2025, and on behalf of El Paso CGP Company (EPCGP), Stantec Consulting Services Inc. (Stantec) has prepared this letter to document completion of a Hydrocarbon Recovery Testing event at the Canada Mesa #2 site (site; Meter Code 87640), located at Unit I, Section 24, Township 24 North, Range 6 West, in Rio Arriba County, New Mexico (Figure 1). The testing included mobile dual-phase extraction (MDPE) and air injection (AI) utilizing an air bubbler system. Unless otherwise noted, the testing activities were completed according to the methods outlined in the New Mexico Oil Conservation Division (NMOCD)-approved, November 12, 2025, Work Plan for Hydrocarbon Recovery Testing Activities (Work Plan).

## Site Description

The site is located on federal land managed by the United States Bureau of Land Management. There are 12 monitoring wells (MW-1, MW-2R, MW-3R, MW-4 through MW-12) and one air sparge (AS) test well (TW-1) at the site (Figure 2).

## Preparation Activities

Prior to mobilization, the services of CalClean Inc. (CalClean) were retained to provide, mobilize, and operate equipment to perform the MDPE and AI testing event. An amendment for pollution recovery was also obtained from the New Mexico Office of the State Engineer. Notification of the start of the event was submitted to NMOCD by online Form C-141N on November 14, 2025 (Attachment A).

As presented in the Work Plan, CalClean has obtained a "No Permit Required" determination from the New Mexico Environment Department (NMED) for emissions from the remediation equipment used during the event. Furthermore, NMOCD does not require an Underground Injection Control (UIC) permit to inject air into the subsurface.

## Setup Activities

Prior to starting testing activities, Stantec mobilized to the site on November 18, 2025, to measure liquid levels from each monitoring well using an oil-water interface probe at the site (Table 1). Measurements were collected from a marked reference point on each top-of-casing. Stantec also collected dissolved oxygen (DO) measurements from wells not containing light non-aqueous phase liquid (LNAPL) using a down-well meter (Table 1).

February 26, 2026  
Ms. Shanna Smith  
Page 2 of 4

Reference: Hydrocarbon Recovery Testing Report

Before starting the testing equipment, the remediation truck and travel trailer were safely positioned and parked, where they remained for the duration of the testing. After staging the truck and trailer, two water tanks were placed inside secondary containment for temporary storage of liquids accumulated during the testing. Lastly, flexible hoses were run between each extraction point and the remediation truck. Connections at the truck were made with camlock fittings. Connections at each well were completed with rubber Fernco®-style fittings.

## MDPE Event

From November 18 to December 22, 2025 (34 days), CalClean continuously operated a truck-mounted, high-vacuum, 25-horsepower vapor extraction and treatment system capable of air flow in excess of 400 cubic feet per minute (cfm) at vacuums reaching 29 inches of mercury (in Hg). CalClean's system uses a liquid ring pump (LRP) and stinger to perform liquid recovery simultaneously with vapor recovery. At the request of EPCGP, the planned duration of the event was extended from 30 to 34 days in length to confirm the observed recovery rates noted at 30 days could be sustained.

CalClean's summary report is included as Attachment B. As shown in Attachment B, CalClean collected vacuum, flowrate, and hydrocarbon concentration data approximately three times daily during the event. As proposed in the Work Plan, Stantec personnel were on site for the first three days of the testing event and on the final day of testing. Stantec also reviewed system recovery volumes and effluent vapor concentrations to direct operational changes to improve hydrocarbon recovery in coordination with CalClean staff.

From the start of the event through December 11, 2025, MW-4 and MW-9 were used as extraction points. Beginning on December 12, 2025, MW-1 was added into the extraction well network as recovered hydrocarbon concentrations in MW-4 and MW-9 began to decline. CalClean's LRP removed vapors and groundwater simultaneously, with the amount of liquid generation directly dependent on stinger depth. The water, staged within the tanks inside secondary containment, was periodically removed with a vacuum truck by Sierra Oilfield Services, Inc. (Sierra). As noted in the field data included in Attachment B, groundwater recovery rates were increased as the MDPE event progressed to increase hydrocarbon recovery rates. Due to the volume of water generated, the stinger depths were adjusted frequently to maximize or minimize water based on the availability of vacuum trucks for off-site disposal. A photographic log of MDPE activities is provided in Attachment C.

Vapor samples were collected daily for analysis with CalClean's Horiba® gas analyzer to estimate hydrocarbon concentration and confirm destruction efficiency. To substantiate the analyzer estimates and further verify destruction efficiency, vapor samples were collected into laboratory-provided Tedlar® bags on November 19, November 25, December 11, and December 22, 2025. During vapor sample collection, stack samples were also collected from the CalClean unit to confirm the efficiency of the destruction of hydrocarbons from the on-board thermal oxidizer. The samples were delivered by courier to Eurofins Environment Testing South Central, LLC (Eurofins) in Albuquerque, New Mexico, for laboratory analysis.

The samples collected on November 19 and 25, 2025, were analyzed by United States Environmental Protection Agency (EPA) Method TO-15 and EPA Method TO-3 for volatile organic compounds (VOCs) and total petroleum hydrocarbons (TPH) as gasoline, respectively. Due to limitations of the Eurofins laboratory, and to avoid intra-laboratory forwarding of samples, the samples collected on December 11 and 22, 2025, were analyzed by EPA Method 8260B for VOCs, and EPA Method 8015D for gasoline-range organics (GRO) as a proxy for TPH as gasoline, assuming that the majority of the removed mass would fall in the C<sub>6</sub> to C<sub>10</sub> range.

February 26, 2026  
Ms. Shanna Smith  
Page 3 of 4

Reference: Hydrocarbon Recovery Testing Report

## AI Testing

Air injection at TW-1 was initiated on November 20, 2025, and was monitored throughout the remainder of the event (Attachment B). The injection was completed using a porous polyethylene sparge point deployed inside the well. DO measurements were collected on November 18, 2025, prior to start of the AI testing, with follow-up monitoring conducted on December 23, 2025, and January 20, 2026 (Table 1).

## Groundwater Monitoring Results

Data observations collected from site monitoring wells are included in Table 1. LNAPL was present in MW-1, MW-4, and MW-9 prior to the start of testing activities (0.13 feet, 0.35 feet, and 0.06 feet, respectively). At the end of the event, and approximately four weeks later, LNAPL was not detected in MW-1, MW-4, or MW-9. On January 20, 2026, 0.06 feet of LNAPL was detected in MW-8, where LNAPL has not been present historically. MW-8 is located in proximity to the base of the mesa (Figure 2). With the exception of MW-8, and to a lesser extent MW-12 (where measurements suggest local mounding during the event), groundwater elevation was lower immediately after the MDPE event and nearly back to pre-event measurements by January 20, 2026. This suggests that the groundwater surface near the extraction locations was effectively depressed during the event.

DO ranged from 0.30 milligrams per liter (mg/L) to 2.03 mg/L (average 0.86 mg/L) before testing, 0.30 mg/L to 6.33 mg/L (average 1.74 mg/L) closely following testing, and 0.11 mg/L to 1.67 mg/L (average 0.49 mg/L) around four weeks after testing completion (Table 1). This data suggests that oxygen content in groundwater increased during testing activities either from infiltration of ambient air from vapor extraction, AI in TW-1, or both.

## MDPE Event Results

Based on the data collected by CalClean (Attachment B), vapor flow during the event ranged from 85 to 92 standard cubic feet per minute (scfm). System vacuum measurements ranged from 13 in Hg to 22 in Hg.

TPH concentrations in extracted vapor, as measured by the Horiba® analyzer, ranged from 720 to 3,590 parts per million by volume (ppmv). The Method TO-3 laboratory results ranged from 2,200,000 micrograms per meter cubed ( $\mu\text{g}/\text{m}^3$ ; approximately 566 ppmv as TPH) to 770 ppmv. The Method 8015D laboratory results ranged from 1,800,000  $\mu\text{g}/\text{m}^3$  to 5,000,000  $\mu\text{g}/\text{m}^3$  (around 463 and 1,287 ppmv as GRO, respectively). Laboratory results are included as part of Attachment B. Hydrocarbon mass removal estimated by laboratory data is 655.81 pounds (lbs) and the hydrocarbon mass removal estimated by the Horiba® analyzer is 1,844.02 lbs (Attachment B). Based on the analytical results, destruction efficiency ranged from 99.1% to 99.4%.

During the 34-day event, a total of 87,320 gallons of groundwater were recovered. The recovered groundwater was transported by a waste hauler to Agua Moss, LLC (Agua Moss) in Bloomfield, New Mexico, for disposal. Waste disposal documentation is included in Attachment D.

## AI Testing Results

AI pressure was six pounds per square inch (psi) and 3 scfm, respectively. The pressure and flowrate did not vary throughout the event. Based on this, approximately 141,660 standard cubic feet (scf) of air was injected into TW-1 during the event. However, well TW-1 was noted to be dry upon completion of the MDPE event as a result of the dewatering accomplished to improve hydrocarbon recovery rates. As noted in the

February 26, 2026  
Ms. Shanna Smith  
Page 4 of 4

Reference: Hydrocarbon Recovery Testing Report

resulting DO concentrations in nearby monitoring wells, summarized in Table 1, the removal of water likely limited the effectiveness of delivering oxygen to the groundwater near TW-1, particularly in the latter stages of the MDPE event when groundwater removal rates were highest.

## Summary

EPCGP has completed a 34-day Hydrocarbon Recovery Testing event. Initial results indicate that effective vapor-phase and dissolved-phase mass reduction was achieved during the event. Measurable LNAPL was absent from the three extraction wells following completion of the MDPE event; however, LNAPL was detected in monitoring well MW-8. The results of future LNAPL recovery and groundwater monitoring events will be used to evaluate the need for additional MDPE activities, if warranted.

The results of AI testing were generally inconclusive, and its application may be limited due to the dewatering activities.

## Closing

Please contact Mr. Joseph Wiley of EPCGP at (713) 420-3475, or Steve Varsa, if you have any questions.

Sincerely,

**STANTEC CONSULTING SERVICES INC.**



---

**Stephen Varsa, P.G.**  
Principal Geologist/Project Manager  
Phone: (515) 251-1020  
steve.varsa@stantec.com



---

**Sean Clary, PE**  
Environmental Engineer  
Phone: (515) 557-0109  
sean.clary@stantec.com

cc: Joseph Wiley, EPCGP

Enclosures:

Table 1 – Field Measurements

Figure 1 – Site Location

Figure 2 – Site Plan

Attachment A – NMOCD Notifications

Attachment B – CalClean Event Report

Attachment C – Photographic Log of Hydrocarbon Recovery Testing

Attachment D – Waste Disposal Documentation

# TABLE

**Table 1**  
**Field Measurements**  
**2025 Hydrocarbon Recovery Testing**  
**Canada Mesa #2**

Location	Date	Depth to Water (ft.)	Depth to LNAPL (ft.)	LNAPL Thickness (ft.)	Groundwater Elevation (ft.)	Dissolved Oxygen (mg/L)	Temperature (°C)
MW-1	11/18/2025	36.82	36.69	0.13	6466.6	NM	NM
MW-1	12/23/2025	43.5	ND		6459.9	2.03	14.8
MW-1	1/20/2026	37.32	ND		6466.0	0.19	14.8
MW-2R	11/18/2025	37.19	ND		6466.2	0.79	NM
MW-2R	12/23/2025	40.4	ND		6463.0	0.30	14.8
MW-2R	1/20/2026	37.83	ND		6465.5	0.16	14.8
MW-3R	11/18/2025	37.85	ND		6461.0	0.78	NM
MW-3R	12/23/2025	40.0	ND		6458.9	0.70	15
MW-3R	1/20/2026	39.48	ND		6459.4	0.44	14.7
MW-4	11/18/2025	39.17	38.82	0.35	6466.3	NM	NM
MW-4	12/23/2025	41.8	ND		6463.4	3.28	17.5
MW-4	1/20/2026	39.48	ND		6465.7	0.11	15
MW-5	11/18/2025	37.45	ND		6466.3	0.64	NM
MW-5	12/23/2025	39.9	ND		6463.8	1.35	14.9
MW-5	1/20/2026	38.04	ND		6465.7	0.43	14.8
MW-6	11/18/2025	37.99	ND		6466.3	1.10	NM
MW-6	12/23/2025	40.8	ND		6463.5	1.60	15.5
MW-6	1/20/2026	38.53	ND		6465.8	0.32	14.3
MW-7	11/18/2025	38.28	ND		6466.3	2.03	NM
MW-7	12/23/2025	40.4	ND		6464.2	0.44	14.5
MW-7	1/20/2026	38.8	ND		6465.8	1.08	14.4
MW-8	11/18/2025	42.02	ND		6466.2	0.30	NM
MW-8	12/23/2025	38.9	ND		6469.4	2.66	14.9
MW-8	1/20/2026	42.66	42.63	0.03	6465.6	NM	NM
MW-9	11/18/2025	35.71	35.65	0.06	6466.1	NM	NM
MW-9	12/23/2025	39.2	ND		6462.6	0.36	15.2
MW-9	1/20/2026	36.33	ND		6465.5	0.09	14.9
MW-10	11/18/2025	40.03	ND		6466.2	0.68	NM
MW-10	12/23/2025	43.5	ND		6462.7	1.22	14.6
MW-10	1/20/2026	40.75	ND		6465.5	0.41	14.5
MW-11	11/18/2025	37.12	ND		6466.0	NM	NM
MW-11	12/23/2025	38.9	ND		6464.2	0.61	15.2
MW-11	1/20/2026	37.49	ND		6465.6	0.17	14.5
MW-12	11/18/2025	39.03	ND		6464.1	0.58	NM
MW-12	12/23/2025	38.8	ND		6464.3	6.33	15.1
MW-12	1/20/2026	39.69	ND		6463.4	1.67	14.8
TW-1	11/18/2025	NM	NM		NC	NM	NM
TW-1	12/23/2025	ND	ND		NC	NA	NA
TW-1	1/20/2026	ND	ND		NC	NA	NA

**Notes:**

NM = Not measured.

NC = Not calculated.

NA = Not applicable.

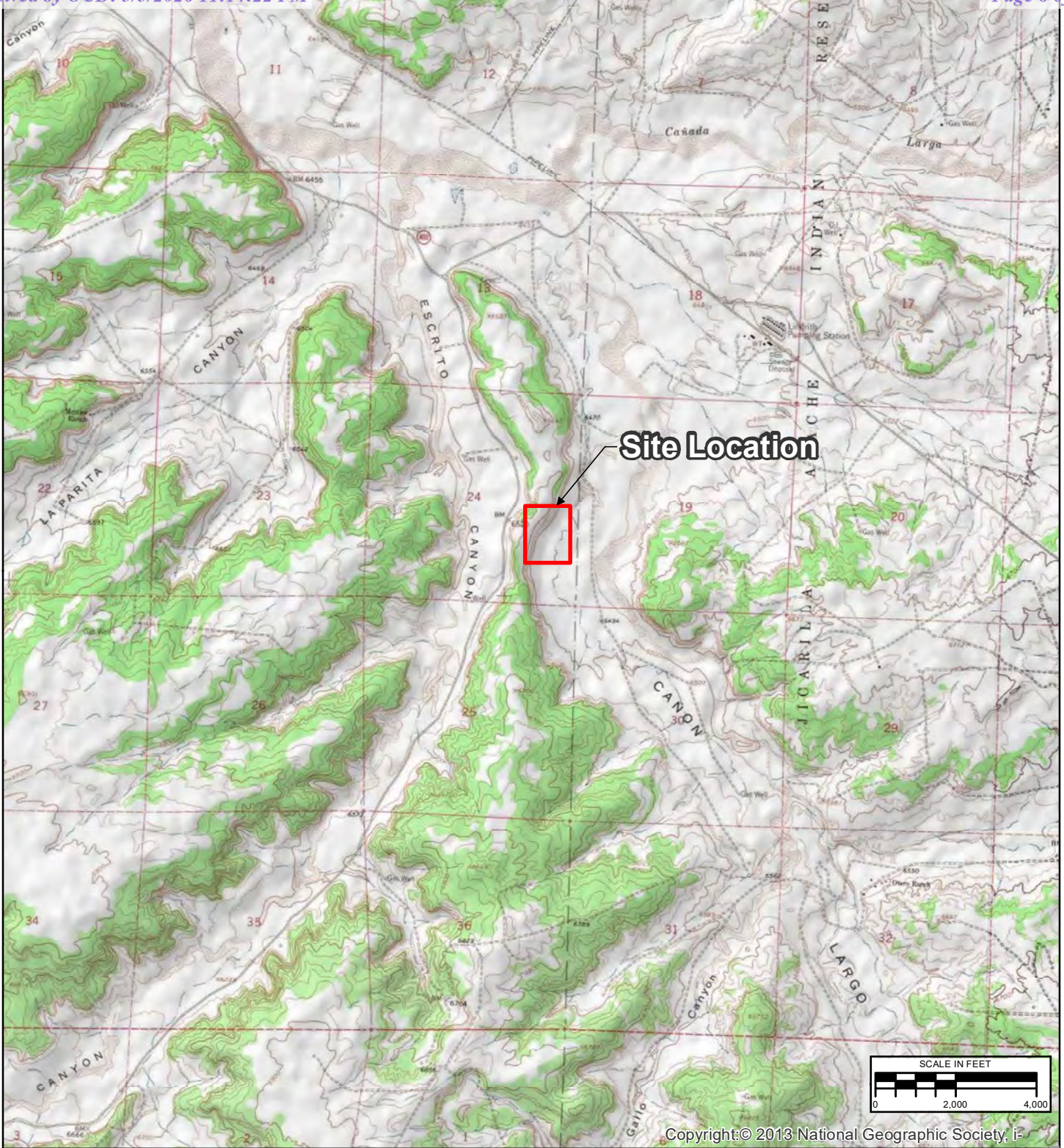
ft. = Feet.

mg/L = Milligrams per liter.

°C = Degrees Celsius.

# FIGURES

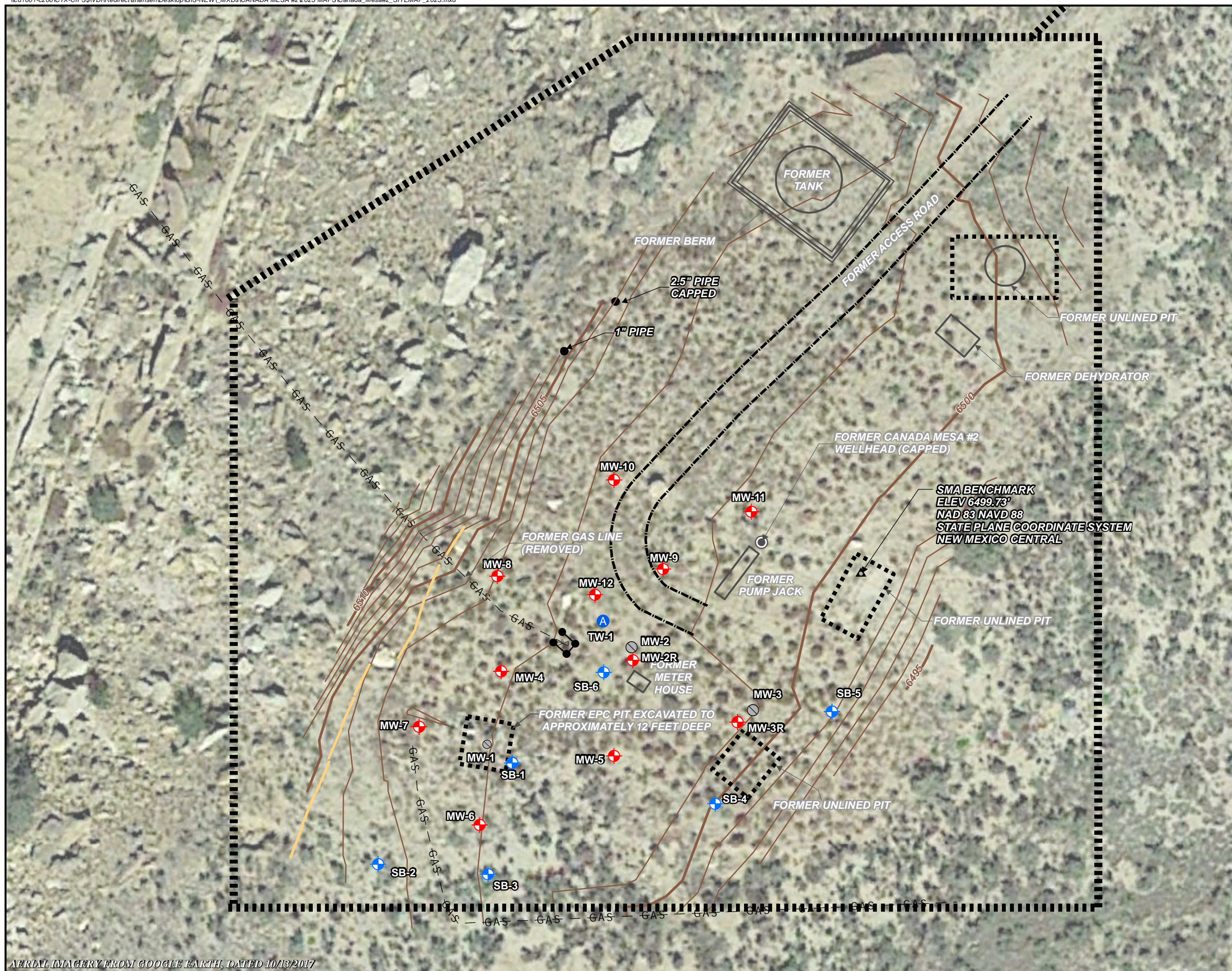




REVISION	DATE	DESIGN BY	DRAWN BY	REVIEWED BY
	2/15/2021	SAH	SAH	SRV

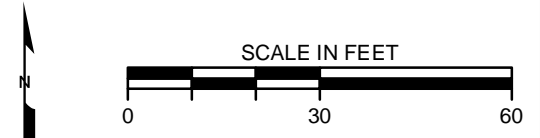
TITLE	<b>SITE LOCATION</b>		
PROJECT	<b>CANADA MESA #2 SAN JUAN RIVER BASIN RIO ARRIBA COUNTY, NEW MEXICO</b>		
FIGURE	<b>1</b>		

\\cd1001-c200\CTX-CIFSS\VDI\Redirect\shansen\Desktop\GIS-NEW\MXDs\CANADA MESA #2\2025 MAPS\Canada\_Mesa#2\_SITEMAP\_2025.mxd



**LEGEND:**

- APPROXIMATE GROUND SURFACE CONTOUR AND ELEVATION, FEET
- ACCESS ROAD
- BARRICADE
- NATURAL GAS LINE
- MONITORING WELL
- TEST WELL
- SOIL BORING
- ABANDONED MONITORING WELL
- SMA BENCHMARK
- PIPE
- FENCING
- FORMER WELLHEAD
- FORMER UNLINED PIT
- FORMER FEATURES
- RIGHT OF WAY BOUNDARY



REVISION	DATE	DESIGN BY	DRAWN BY	REVIEWED BY
A	2025-08-30	SLG	SLG	SKY

TITLE:  
*SITE PLAN*

PROJECT: *CANADA MESA #2  
SAN JUAN RIVER BASIN  
RIO ARRIBA COUNTY, NEW MEXICO*

	Figure No.:
	<b>2</b>

AERIAL IMAGERY FROM GOOGLE EARTH, DATED 10/13/2017

# ATTACHMENTS



# ATTACHMENT A



**Varsa, Steve**

---

**From:** OCDOnline@state.nm.us  
**Sent:** Friday, November 14, 2025 12:36 PM  
**To:** Varsa, Steve  
**Subject:** The Oil Conservation Division (OCD) has accepted the application, Application ID: 526642

To whom it may concern (c/o Stephen Varsa for El Paso Natural Gas Company, L.L.C),

The OCD has received the submitted *Notification for (Final) Sampling of a Release (C-141N)*, for incident ID (n#) nAUTOfAB000065.

The sampling event is expected to take place:

**When:** 11/19/2025 @ 12:00

**Where:** I-24-24N-06W 0 FNL 0 FEL (36.296081,-107.414109)

**Additional Information:** First anticipated sampling date/time for 30-Day MDPE event, pursuant to to the 11/13/2025 work plan in the NMOCD e-permitting portal. Contact Steve Varsa at (515) 710-7523 regarding event details. On-site contact will be Chuck Graves (480-371-9660).

**Additional Instructions:** The site is located at Lat: 36.75066, Long: -107.99156. The site can be accessed via a gated access road starting approximately 2 miles north of the site.

An OCD representative may be available onsite at the date and time reported. In the absence or presence of an OCD representative, sampling pursuant to 19.15.29.12.D NMAC is required. Sampling must be performed following an approved sampling plan or pursuant to 19.15.29.12.D.(1).(c) NMAC. Should there be a change in the scheduled date and time of the sampling event, then another notification should be resubmitted through OCD permitting as soon as possible.

- **Failure to notify the OCD of sampling events including any changes in date/time per the requirements of 19.15.29.12.D.(1).(a) NMAC, may result in the remediation closure samples not being accepted.**
- **If confirmation sampling is going to take place over multiple days, individual C-141N applications must be submitted for each sampling date. Date ranges are not currently accepted on the C-141N application.**

If you have any questions regarding this application, or don't know why you have received this email, please contact us.

**New Mexico Energy, Minerals and Natural Resources Department**  
1220 South St. Francis Drive  
Santa Fe, NM 87505

**Caution:** This email originated from outside of Stantec. Please take extra precaution.

**Attention:** Ce courriel provient de l'extérieur de Stantec. Veuillez prendre des précautions supplémentaires.

**Atención:** Este correo electrónico proviene de fuera de Stantec. Por favor, tome precauciones adicionales.

# ATTACHMENT B



# CALCLEAN INC.

**"A Partner in Protecting America's Waters"**

January 26, 2026

Stantec  
11311 Aurora Avenue  
Des Moines, IA 50322

ATTN: MR. STEVE VARSA

SITE: CANADA MESA #2  
NEW MEXICO

RE: HIGH VACUUM DUAL PHASE EXTRACTION REPORT

Dear Mr. Varsa:

CalClean Inc. is submitting this High Vacuum Dual Phase Extraction (HVDPE) Report for the above referenced site. This report includes activities performed from November 18 to December 22, 2025.

From November 18 to December 22, 2025, CalClean performed a 34-day HVDPE event that included monitoring wells MW-1, MW-4, and MW-9, using a low-noise, truck-mounted 450-cubic foot per minute (CFM) high-vacuum liquid ring blower. This technology allows hydrocarbons to be simultaneously removed from the vadose zone, capillary fringe, and saturated soil zone. A high vacuum was applied for vapor extraction and drawdown of the groundwater table around the extraction wells, while vacuum and vapor flow rates were modified to optimize recovery of vapor, free-product (if any) and dissolved-phase hydrocarbons. An on-board thermal oxidizer treats recovered vapors before discharge from the HVDPE system stack.

HVDPE was conducted with a high vacuum system that uses a 25-hp liquid ring blower for extraction of vapor and groundwater from two or more wells at a time. This system can extract at a maximum vacuum of 29 inches of Hg and has a maximum capacity of 450 cfm. During the 34-day event, the HVDPE system was simultaneously connected to several wells as directed by the consultant.

Total inlet and post-thermox vapor samples were collected in Tedlar bags during the event, and were submitted to an off-site laboratory for analysis. The laboratory results, listed in Table 1 and laboratory reports included in Attachment 1, indicate the following:

- The starting and ending Total Petroleum Hydrocarbons as Gasoline (TPH-G) vapor concentrations were 770 ppmv and 1,286.8 ppmv, respectively.
- The starting and ending Benzene vapor concentrations were 0.14 ppmv and <0.31 ppmv, respectively.

High Vacuum Dual Phase Extraction Report  
Canada Mesa #2, New Mexico  
January 26, 2026

---

The total equivalent amount of hydrocarbons recovered through vapor extraction during the 34-day HVDPE event was 655.81 pounds (based on laboratory data), and 1,844.02 pounds (based on the Horiba field organic vapor analyzer data) with an average of 1,249.91 pounds. The cumulative amount of recovered hydrocarbons (based on laboratory data) is provided in Table 2. The cumulative amount of recovered hydrocarbons (based on the field organic vapor analyzer data) amount is provided in Table 3. The average hydrocarbon mass removal rate during the 34-day event was 19.34 pounds per day.

Approximately 87,320 gallons of groundwater was extracted during the event and stored onsite in two poly tanks, within secondary containment. During the event, a vacuum truck was periodically used to remove the stored water for off-site disposal, as directed by the consultant.

A porous polyethylene sparge point was deployed to attempt air sparging in test well TW-1. Starting on November 20, the device delivered approximately 3 CFM at approximately 6 pounds per square inch (psi) through the remainder of the testing. TW-1 had a small water column at the initiation of the event and was dewatered by the end of the event.

Daily field sheets completed during the event are included in Attachment 2.

The following attachments are included to document the HVDPE Feasibility Testing event at the site:

Table 1	Results of Laboratory Analysis of Influent Vapor Samples
Table 2	Hydrocarbon Mass Removal (using Lab Data)
Figure 1	Total Inlet HC Concentrations versus Time (34 Days, Using Lab Data)
Figure 2	Cumulative HC Recovered over 34 Days (using Lab Data)
Table 3	Hydrocarbon Mass Removal (using Horiba Data)
Figure 3	Total Inlet HC Concentrations versus Time (34 Days, Using Horiba Data)
Figure 4	Cumulative HC Recovered over 34 Days (using Horiba Data)
Attachment 1	Laboratory Reports
Attachment 2	HVDPE Extraction Field Data Sheets

It has been a pleasure working with you on this project. If you have any questions regarding this data report, please contact us at (714) 936-2706.

Sincerely,

CALCLEAN INC.



Noel Sheno  
Principal Engineer

Attachments

Table 1  
**RESULTS OF LABORATORY ANALYSIS OF VAPOR SAMPLES**  
**Canada Mesa #2**  
**New Mexico**

Sample ID	Date/Time Sampled	TPH-g (ppmv)	Benzene (ppmv)	Toluene (ppmv)	Ethylbenzene (ppmv)	Total Xylenes (ppmv)
TOTAL INLET	11/19/25 1008	770	0.14	ND<0.63	1.6	19.1
TOTAL INLET *	11/25/25 0805	566.2	0.08	ND	0.83	8.18
TOTAL INLET *	12/11/25 1345	463.3	0.17	1.38	2.23	38.23
TOTAL INLET *	12/22/25 1058	1,286.8	ND	0.74	3.45	45.6

Notes:

ppmv = parts per million by volume

TPH-G/BTEX analyzed by EPA TO-3M / TO-15

TPH - g = total petroleum hydrocarbons - gasoline

\* Concentrations for the last three samples were converted from ug/m3.

**Table 2  
HYDROCARBON MASS REMOVAL (Using Lab Data)  
Canada Mesa #2, New Mexico**

TIME	SYSTEM PARAMETERS			Hydrocarbon Recovery		
	Average System Vacuum (in of Hg)	Average Total System Inlet Flow (scfm)	Influent Concentrations Post-dilution* (ppmv)	(lbs)	(gal)	(Cumul. lbs)
11/18/2025 13:00	22	90	770	0.00	0.00	0.00
11/25/2025 8:05	20	92	566.2	134.99	21.61	134.99
12/11/2025 13:45	18	90	463.3	248.51	39.78	383.51
12/22/2025 10:58	15	85	1,286.8	272.31	43.59	655.81
<b>TOTAL HC RECOVERED* - LAB DATA</b>				<b>655.81</b>	<b>104.97</b>	
<b>TOTAL HC RECOVERED** - FIELD ANALYZER DATA</b>				<b>1,844.02</b>	<b>295.16</b>	
<b>Average HC Recovered*** (Field Analyzer/Lab Data)</b>				<b>1,249.91</b>	<b>200.07</b>	

in of Hg = inches of mercury

scfm = standard cubic feet per minute

\*\* Based on Horiba field analyzer data.

ppmv = parts per million by volume

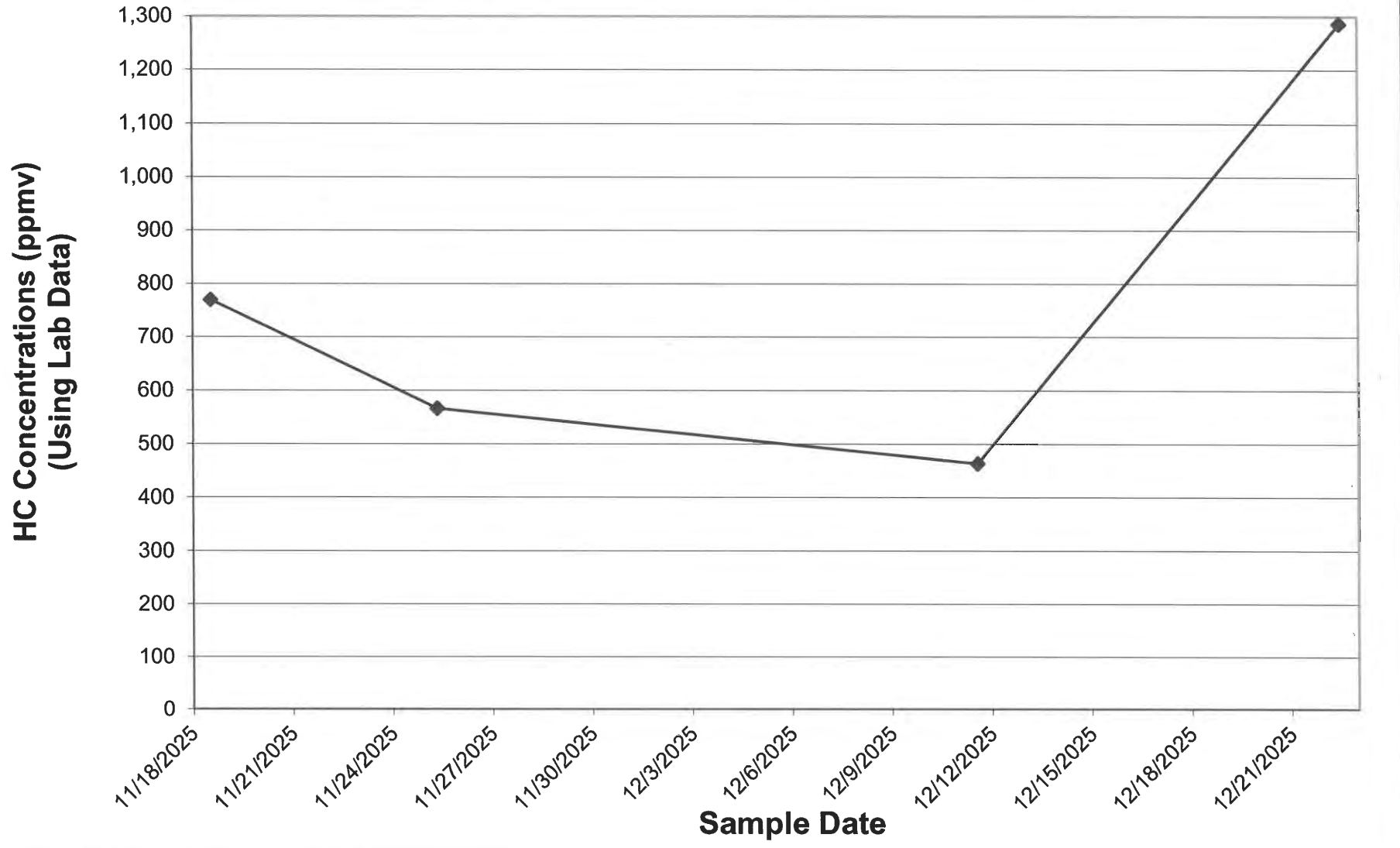
gal = gallons

lbs = pounds

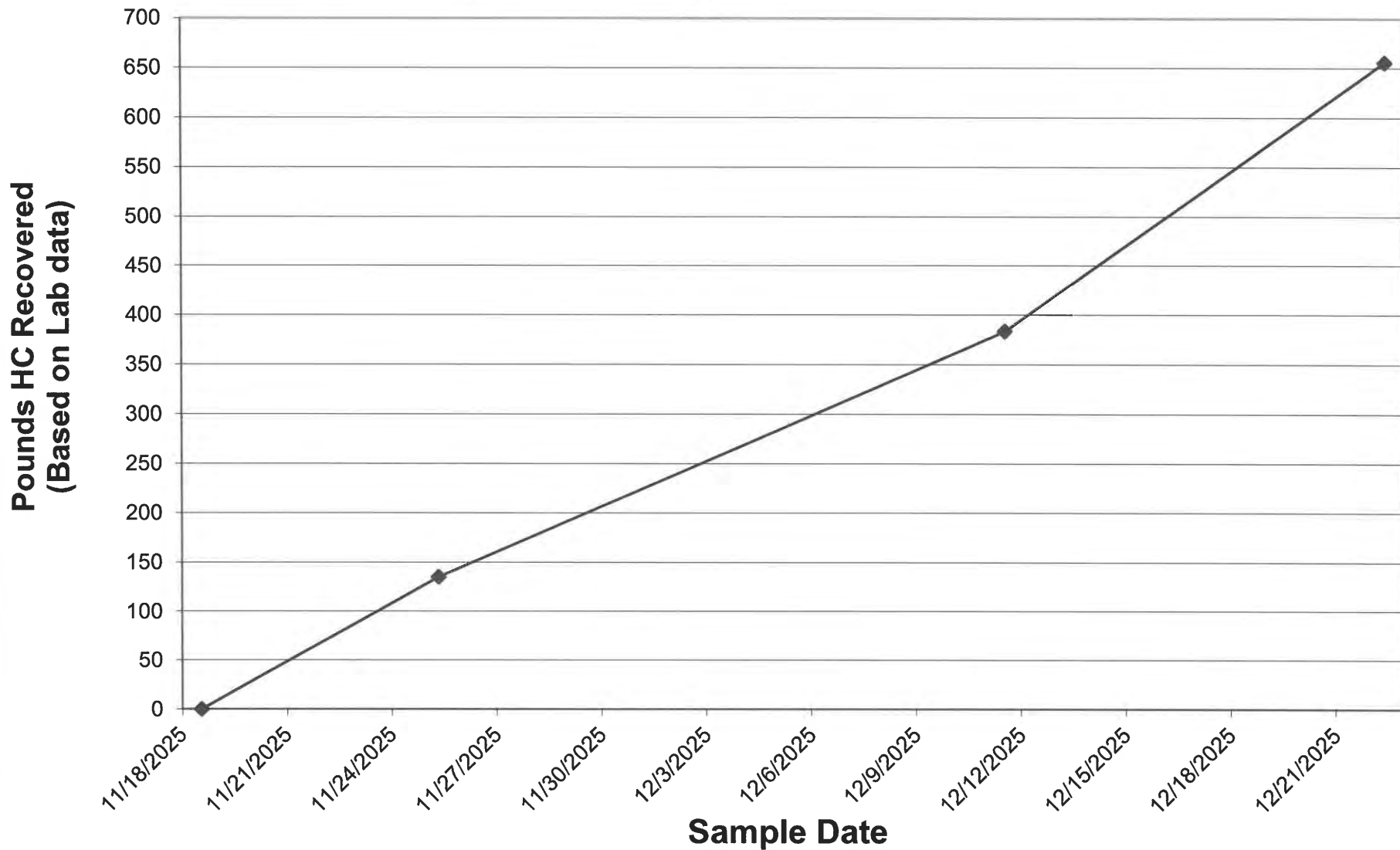
\* Concentration data based on laboratory data.

\*\*\* Average HC Recovered using Laboratory and Horiba data

**Figure 1**  
**Total Inlet HC Concentrations vs Time (34 Days)**  
**Canada Mesa #2, New Mexico - 11/18-12/22/25**



**Figure 2**  
**Cumulative HC Recovered Over 34 Days**  
**Canada Mesa #2, New Mexico - 11/18-12/22/25**



**Table 3  
HYDROCARBON MASS REMOVAL (Using Field Data)  
Canada Mesa #2, New Mexico**

TIME	Extraction Well # (Stinger Depth)	Extraction Well # (Stinger Depth)	Extraction Well # (Stinger Depth)	Extraction Well # (Stinger Depth)	Extraction Well # (Stinger Depth)	Extraction Well # (Stinger Depth)	SYSTEM PARAMETERS				Hydrocarbon Recovery (using Horiba Data)			
							System Vacuum (in of Hg)	Total System Inlet Flow (scfm)**	Influent Concentrations (ppmv)*	Effluent Concentrations (ppmv) *	(lbs)	(gal)	(Cumul. lbs)	
11/18/2025 13:00							22	90	758		0.00	0.00	0.00	
11/18/2025 14:00			<b>Extraction in well MW-5</b>					22	90	830		0.97	0.16	0.97
11/18/2025 15:00							22	90	822		1.01	0.16	1.99	
11/19/2025 8:00							13	85	913		17.57	2.81	19.55	
11/19/2025 12:00							15	85	924		4.25	0.68	23.81	
11/19/2025 16:00							15	85	960		4.36	0.70	28.17	
11/20/2025 8:00							15	85	958		17.76	2.84	45.92	
11/20/2025 12:00							14	85	720		3.88	0.62	49.81	
11/20/2025 16:00							20	92	865		3.82	0.61	53.63	
11/21/2025 8:00							20	92	873		17.42	2.79	71.04	
11/21/2025 12:00							20	92	890		4.42	0.71	75.46	
11/21/2025 16:00							20	92	885		4.45	0.71	79.91	
11/22/2025 8:00							20	92	832		17.21	2.75	97.11	
11/22/2025 12:00							20	92	906		4.35	0.70	101.47	
11/22/2025 16:00							20	92	1,609		6.30	1.01	107.77	
11/23/2025 8:00							20	92	1,120		27.35	4.38	135.11	
11/23/2025 12:00							20	92	1,125		5.62	0.90	140.74	
11/23/2025 16:00							20	92	1,110		5.60	0.90	146.34	
11/24/2025 8:00							20	92	1,122		22.37	3.58	168.70	
11/24/2025 12:00							20	92	1,109		5.59	0.89	174.29	
11/24/2025 16:00							20	92	1,090		5.51	0.88	179.80	
11/25/2025 8:00							20	92	1,200		22.95	3.67	202.75	
11/25/2025 12:00							15	85	1,180		5.74	0.92	208.48	
11/25/2025 16:00							15	85	1,160		5.42	0.87	213.90	
11/26/2025 8:00							15	85	1,090		20.83	3.33	234.73	
11/26/2025 12:00							15	85	1,080		5.02	0.80	239.75	
11/26/2025 16:00							15	85	1,062		4.96	0.79	244.71	
11/27/2025 8:00							15	85	1,040		19.46	3.11	264.17	
11/27/2025 12:00							15	85	1,030		4.79	0.77	268.96	

**Table 3  
HYDROCARBON MASS REMOVAL (Using Field Data)  
Canada Mesa #2, New Mexico**

TIME	Extraction Well # (Stinger Depth)	Extraction Well # (Stinger Depth)	Extraction Well # (Stinger Depth)	Extraction Well # (Stinger Depth)	Extraction Well # (Stinger Depth)	Extraction Well # (Stinger Depth)	SYSTEM PARAMETERS				Hydrocarbon Recovery (using Horiba Data)		
							System Vacuum (in of Hg)	Total System Inlet Flow (scfm)**	Influent Concentrations (ppmv)*	Effluent Concentrations (ppmv) *	(lbs)	(gal)	(Cumul. lbs)
11/27/2025 16:00							15	85	1,010		4.72	0.76	273.68
11/28/2025 8:00							15	85	970		18.33	2.93	292.01
11/28/2025 12:00							15	85	960		4.47	0.72	296.48
11/28/2025 16:00							15	85	940		4.40	0.70	300.88
11/29/2025 8:00							15	85	910		17.13	2.74	318.01
11/29/2025 12:00							15	85	900		4.19	0.67	322.20
11/29/2025 16:00							20	92	910		4.36	0.70	326.56
11/30/2025 8:00							20	92	963		18.77	3.00	345.33
11/30/2025 12:00							20	92	1,121		5.22	0.84	350.55
11/30/2025 15:00							20	92	1,209		4.38	0.70	354.92
12/1/2025 8:00							20	92	790		21.28	3.41	376.21
12/1/2025 12:00							20	92	820		4.03	0.65	380.24
12/1/2025 16:00							21	92	840		4.16	0.67	384.40
12/2/2025 8:00							21	92	860		17.04	2.73	401.43
12/2/2025 12:00							16	85	1,730		6.24	1.00	407.68
12/2/2025 16:00							15	85	1,760		8.08	1.29	415.75
12/3/2025 8:00							20	92	1,750		33.83	5.42	449.59
12/3/2025 12:00							20	92	1,730		8.72	1.40	458.31
12/3/2025 16:00							21	92	1,720		8.64	1.38	466.95
12/4/2025 8:00							21	92	1,690		34.17	5.47	501.12
12/4/2025 12:00							21	92	1,670		8.42	1.35	509.54
12/4/2025 16:00							21	92	1,660		8.34	1.34	517.88
12/5/2025 8:00							21	92	1,600		32.67	5.23	550.55
12/5/2025 12:00							21	92	1,440		7.62	1.22	558.16
12/5/2025 16:00							21	92	1,400		7.11	1.14	565.28
12/6/2025 8:00							20	92	1,380		27.86	4.46	593.13
12/6/2025 12:00							21	92	1,340		6.81	1.09	599.95
12/6/2025 16:00							21	92	1,290		6.59	1.05	606.54
12/7/2025 8:00							21	92	1,250		25.45	4.07	631.99

**Table 3  
HYDROCARBON MASS REMOVAL (Using Field Data)  
Canada Mesa #2, New Mexico**

TIME	Extraction Well # (Stinger Depth)	Extraction Well # (Stinger Depth)	Extraction Well # (Stinger Depth)	Extraction Well # (Stinger Depth)	Extraction Well # (Stinger Depth)	Extraction Well # (Stinger Depth)	SYSTEM PARAMETERS				Hydrocarbon Recovery (using Horiba Data)		
							System Vacuum (in of Hg)	Total System Inlet Flow (scfm)**	Influent Concentrations (ppmv)*	Effluent Concentrations (ppmv) *	(lbs)	(gal)	(Cumul. lbs)
12/7/2025 12:00							21	92	1,220		6.19	0.99	638.18
12/7/2025 15:00							21	92	1,190		4.53	0.72	642.71
12/8/2025 8:00							21	92	1,170		25.13	4.02	667.83
12/8/2025 12:00							21	92	1,120		5.74	0.92	673.57
12/8/2025 16:00							21	92	1,110		5.59	0.89	679.16
12/9/2025 8:00							21	92	1,090		22.05	3.53	701.20
12/9/2025 12:00							21	92	1,080		5.44	0.87	706.64
12/9/2025 16:00							21	92	1,060		5.36	0.86	712.00
12/10/2025 8:00							21	92	1,050		21.14	3.38	733.14
12/10/2025 8:30							16	85	2,350		1.02	0.16	734.17
12/10/2025 12:00							16	85	2,440		9.70	1.55	743.87
12/10/2025 16:00							16	85	2,460		11.34	1.82	755.21
12/11/2025 8:00							16	85	2,390		44.90	7.19	800.11
12/11/2025 12:00							18	90	3,030		12.91	2.07	813.02
12/11/2025 16:00							18	90	3,260		15.41	2.47	828.44
12/12/2025 8:00							18	90	3,210		63.42	10.15	891.86
12/12/2025 12:00							18	90	3,290		15.93	2.55	907.79
12/12/2025 16:00							18	90	3,330		16.22	2.60	924.02
12/13/2025 8:00							18	90	3,190		63.91	10.23	987.93
12/13/2025 12:00							18	90	3,240		15.76	2.52	1003.69
12/13/2025 16:00							18	90	3,460		16.42	2.63	1020.11
12/14/2025 8:00							18	90	3,390		67.15	10.75	1087.26
12/14/2025 12:00							18	90	3,590		17.11	2.74	1104.36
12/14/2025 15:00							18	90	3,570		13.16	2.11	1117.52
12/15/2025 8:00							18	90	3,552		74.18	11.87	1191.70
12/15/2025 12:00							18	90	3,540		17.38	2.78	1209.08
12/15/2025 16:00							18	90	3,530		17.33	2.77	1226.41
12/16/2025 8:00							18	90	3,490		68.82	11.01	1295.22
12/16/2025 12:00							18	90	3,470		17.06	2.73	1312.28

**Table 3  
HYDROCARBON MASS REMOVAL (Using Field Data)  
Canada Mesa #2, New Mexico**

TIME	Extraction Well # (Stinger Depth)	Extraction Well # (Stinger Depth)	Extraction Well # (Stinger Depth)	Extraction Well # (Stinger Depth)	Extraction Well # (Stinger Depth)	Extraction Well # (Stinger Depth)	SYSTEM PARAMETERS				Hydrocarbon Recovery (using Horiba Data)		
							System Vacuum (in of Hg)	Total System Inlet Flow (scfm)**	Influent Concentrations (ppmv)*	Effluent Concentrations (ppmv) *	(lbs)	(gal)	(Cumul. lbs)
12/16/2025 16:00							18	90	3,460		16.98	2.72	1329.26
12/17/2025 8:00							18	90	3,440		67.64	10.83	1396.90
12/17/2025 12:00							18	90	3,430		16.84	2.69	1413.74
12/17/2025 16:00							18	90	3,410		16.76	2.68	1430.50
12/18/2025 8:00							18	90	3,390		66.66	10.67	1497.16
12/18/2025 12:00							18	90	3,370		16.57	2.65	1513.73
12/18/2025 16:00							18	90	3,360		16.49	2.64	1530.22
12/19/2025 8:00							18	90	3,330		65.58	10.50	1595.80
12/19/2025 12:00							18	90	3,290		16.22	2.60	1612.03
12/19/2025 16:00							18	90	3,280		16.10	2.58	1628.13
12/20/2025 8:00							18	90	3,020		61.76	9.89	1689.88
12/20/2025 12:00							18	90	3,000		14.75	2.36	1704.64
12/20/2025 16:00							18	90	2,980		14.66	2.35	1719.29
12/21/2025 8:00							18	90	2,390		52.64	8.43	1771.93
12/21/2025 12:00							18	90	2,370		11.67	1.87	1783.60
12/21/2025 15:00							18	90	2,350		8.68	1.39	1792.28
12/22/2025 8:00							15	85	2,050		44.56	7.13	1836.83
12/22/2025 11:00							15	85	2,090		7.19	1.15	1844.02
<b>TOTAL HC RECOVERED</b>											<b>1,844.02</b>	<b>295.16</b>	
<b>Total Groundwater Extracted</b>												<b>87,320</b>	

Comments: Manual dilution was not opened during the event.

in of Hg = inches of mercury

gal = gallons

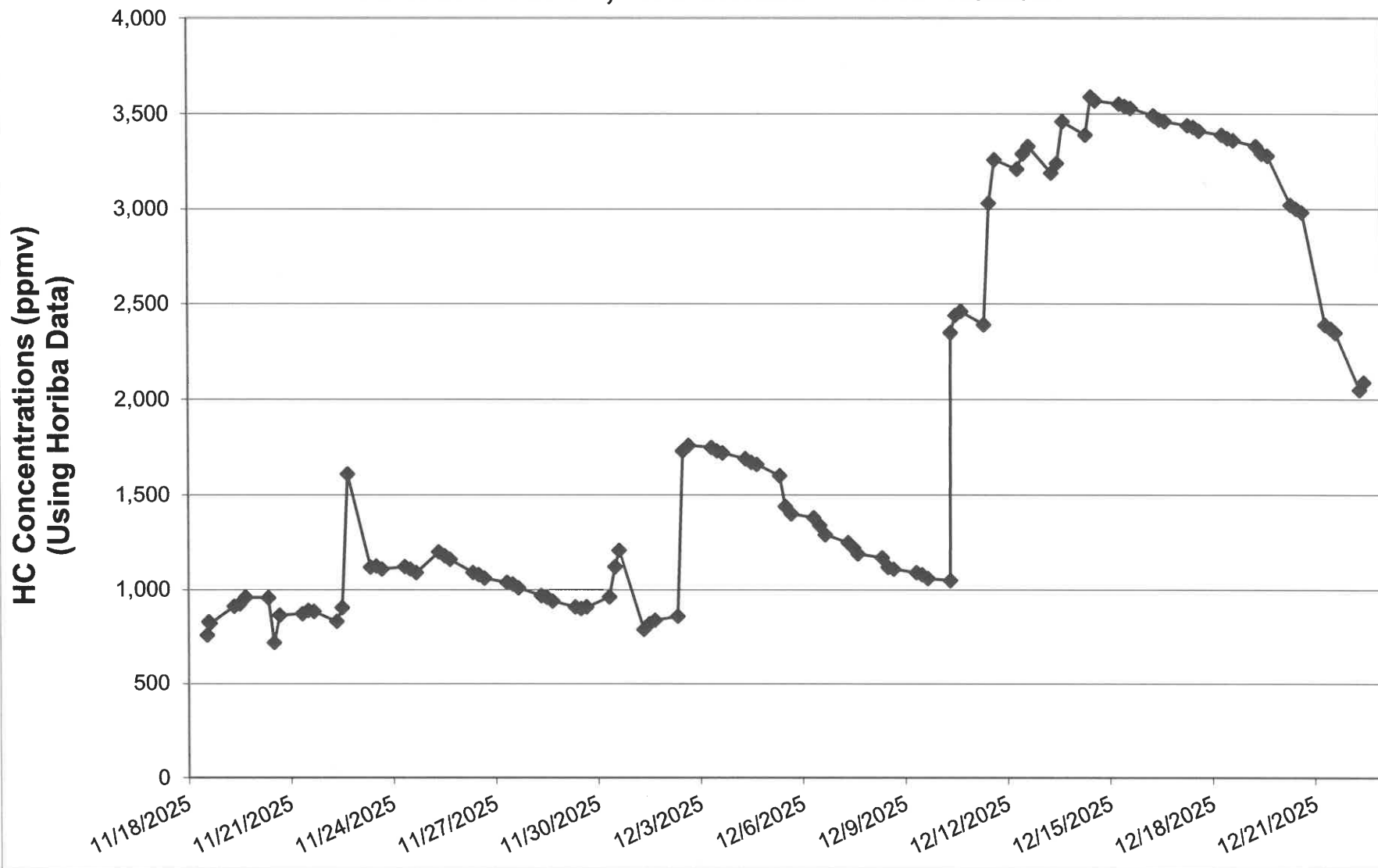
scfm = standard cubic feet per minute

lbs = pounds

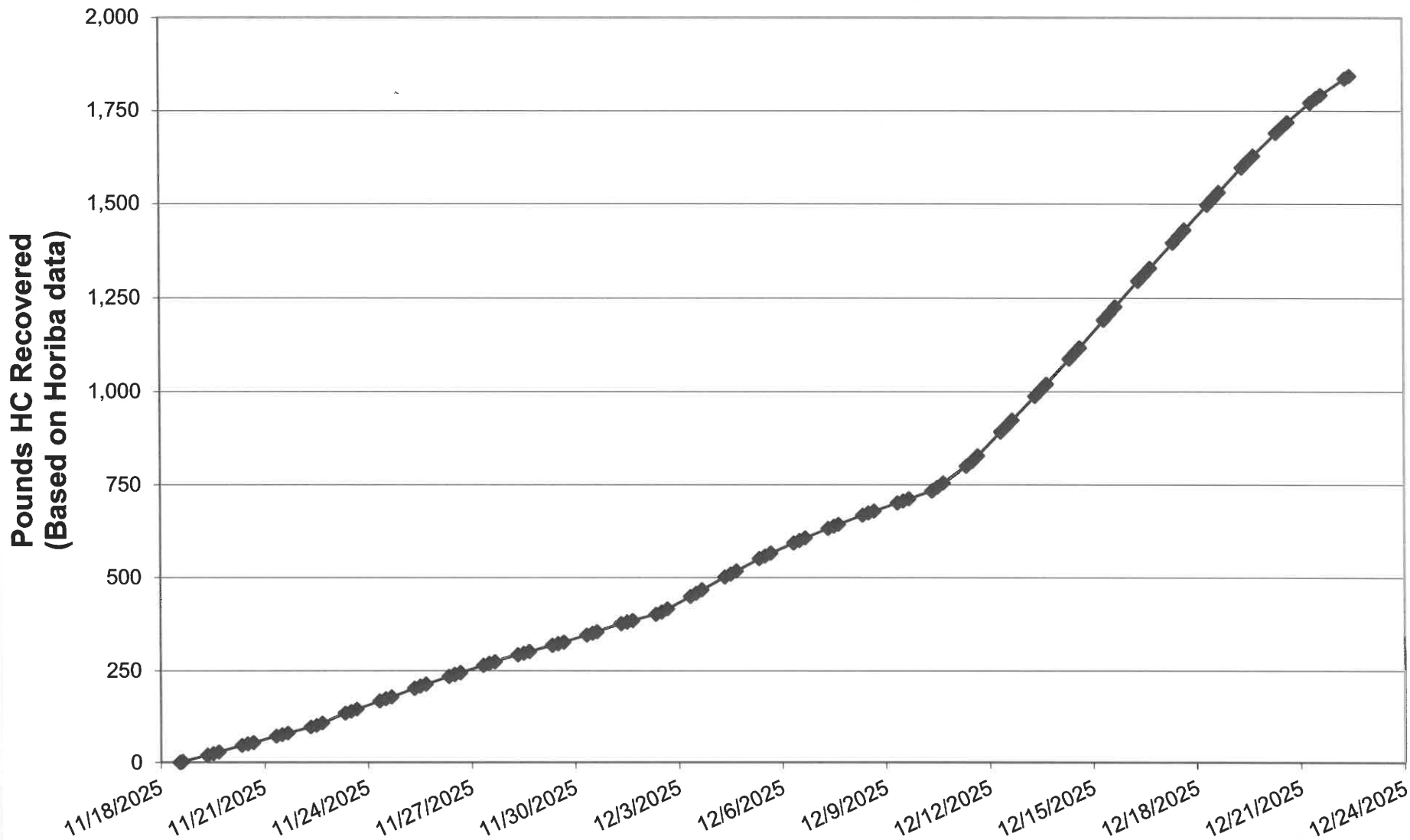
\* Concentrations based on Horiba MEXA 324-JU field organic vapor analyzer, calibrated as hexane

\*\* Inlet flow measured through orifice tube and converted from acfm to reported scfm

**Figure 3**  
**Total Inlet HC Concentrations vs Time (34 Days)**  
**Canada Mesa #2, New Mexico - 11/18-12/22/25**



**Figure 4**  
**Cumulative HC Recovered Over 34 Days**  
**Canada Mesa #2, New Mexico - 11/18-12/22/25**



**CalClean Inc.**

**ATTACHMENT 1**

**LABORATORY REPORTS**



Environment Testing

- 1
- 2
- 3
- 4
- 5
- 6
- 7
- 8
- 9
- 10
- 11

# ANALYTICAL REPORT

## PREPARED FOR

Attn: Steve Varsa  
Stantec Consulting Services Inc  
11311 Aurora Avenue  
Des Moines, Iowa 50322-7904

Generated 11/25/2025 3:53:27 PM

## JOB DESCRIPTION

Canada Mesa #2

## JOB NUMBER

885-38012-1

Eurofins Albuquerque  
4901 Hawkins NE  
Albuquerque NM 87109



# Eurofins Albuquerque

## Job Notes

The test results in this report relate only to the samples as received by the laboratory and will meet all requirements of the methodology, with any exceptions noted. This report shall not be reproduced except in full, without the express written approval of the laboratory. All questions should be directed to the Eurofins Environment Testing South Central, LLC Project Manager.

## Authorization



Generated  
11/25/2025 3:53:27 PM

Authorized for release by  
Catherine Upton, Project Manager  
[Catherine.upton@et.eurofinsus.com](mailto:Catherine.upton@et.eurofinsus.com)  
(505)338-8837

Client: Stantec Consulting Services Inc  
Project/Site: Canada Mesa #2

Laboratory Job ID: 885-38012-1

- 1
- 2
- 3
- 4
- 5
- 6
- 7
- 8
- 9
- 10
- 11

# Table of Contents

Cover Page . . . . .	1
Table of Contents . . . . .	3
Definitions/Glossary . . . . .	4
Case Narrative . . . . .	5
Client Sample Results . . . . .	6
QC Sample Results . . . . .	12
QC Association Summary . . . . .	21
Lab Chronicle . . . . .	22
Certification Summary . . . . .	23
Chain of Custody . . . . .	24
Receipt Checklists . . . . .	26

## Definitions/Glossary

Client: Stantec Consulting Services Inc  
Project/Site: Canada Mesa #2

Job ID: 885-38012-1

## Qualifiers

## Air - GC/MS VOA

Qualifier	Qualifier Description
J	Result is less than the RL but greater than or equal to the MDL and the concentration is an approximate value.
S1+	Surrogate recovery exceeds control limits, high biased.

## Glossary

Abbreviation	These commonly used abbreviations may or may not be present in this report.
☼	Listed under the "D" column to designate that the result is reported on a dry weight basis
%R	Percent Recovery
CFL	Contains Free Liquid
CFU	Colony Forming Unit
CNF	Contains No Free Liquid
DER	Duplicate Error Ratio (normalized absolute difference)
Dil Fac	Dilution Factor
DL	Detection Limit (DoD/DOE)
DL, RA, RE, IN	Indicates a Dilution, Re-analysis, Re-extraction, or additional Initial metals/anion analysis of the sample
DLC	Decision Level Concentration (Radiochemistry)
EDL	Estimated Detection Limit (Dioxin)
LOD	Limit of Detection (DoD/DOE)
LOQ	Limit of Quantitation (DoD/DOE)
MCL	EPA recommended "Maximum Contaminant Level"
MDA	Minimum Detectable Activity (Radiochemistry)
MDC	Minimum Detectable Concentration (Radiochemistry)
MDL	Method Detection Limit
ML	Minimum Level (Dioxin)
MPN	Most Probable Number
MQL	Method Quantitation Limit
NC	Not Calculated
ND	Not Detected at the reporting limit (or MDL or EDL if shown)
NEG	Negative / Absent
POS	Positive / Present
PQL	Practical Quantitation Limit
PRES	Presumptive
QC	Quality Control
RER	Relative Error Ratio (Radiochemistry)
RL	Reporting Limit or Requested Limit (Radiochemistry)
RPD	Relative Percent Difference, a measure of the relative difference between two points
TEF	Toxicity Equivalent Factor (Dioxin)
TEQ	Toxicity Equivalent Quotient (Dioxin)
TNTC	Too Numerous To Count

# Case Narrative

Client: Stantec Consulting Services Inc  
Project: Canada Mesa #2

Job ID: 885-38012-1

**Job ID: 885-38012-1**

**Eurofins Albuquerque**

## Job Narrative 885-38012-1

The analytical test results presented in this report meet all requirements of the associated regulatory program listed on the Accreditation/Certification Summary Page, unless otherwise noted. Data qualifiers and/or narrative comments are included to explain any exceptions, if applicable. Regulated compliance samples (e.g. SDWA, NPDES) must comply with associated agency requirements/permits.

- Matrix-specific batch QC (e.g., MS, MSD, SD) may not be reported when insufficient sample volume is available or when site-specific QC samples are not submitted. In such cases, a Laboratory Control Sample Duplicate (LCSD) may be analyzed to provide precision data for the batch.
- For samples analyzed using surrogate and/or isotope dilution analytes, any recoveries falling outside of established acceptance criteria are re-prepared and/or re-analyzed to confirm results, unless the deviation is due to sample dilution or otherwise explained in the case narrative.

### Receipt

The samples were received on 11/20/2025 7:50 AM. Unless otherwise noted below, the samples arrived in good condition, and, where required, properly preserved and on ice.

### Air - GC/MS VOA

Method TO15\_PF: Surrogate recovery for the following sample was outside control limits: Influent (885-38012-1). Evidence of matrix interference is present; therefore, re-extraction and/or re-analysis was not performed.

No additional analytical or quality issues were noted, other than those described above or in the Definitions/ Glossary page.

### Air - GC VOA

No additional analytical or quality issues were noted, other than those described above or in the Definitions/ Glossary page.

Eurofins Albuquerque



## Client Sample Results

Client: Stantec Consulting Services Inc  
Project/Site: Canada Mesa #2

Job ID: 885-38012-1

Client Sample ID: Influent

Lab Sample ID: 885-38012-1

Date Collected: 11/19/25 10:08

Matrix: Air

Date Received: 11/20/25 07:50

Sample Container: Tedlar Bag 1L

## Method: EPA TO-15 - Volatile Organic Compounds in Ambient Air

Analyte	Result	Qualifier	RL	MDL	Unit	D	Prepared	Analyzed	Dil Fac
1,1,1-Trichloroethane	ND		63	26	ppb v/v			11/21/25 23:41	125
1,1,2,2-Tetrachloroethane	ND		130	24	ppb v/v			11/21/25 23:41	125
1,1,2-Trichloro-1,2,2-trifluoroethane	ND		190	36	ppb v/v			11/21/25 23:41	125
1,1,2-Trichloroethane	ND		63	30	ppb v/v			11/21/25 23:41	125
1,1-Dichloroethane	ND		63	27	ppb v/v			11/21/25 23:41	125
1,1-Dichloroethene	ND		63	28	ppb v/v			11/21/25 23:41	125
1,1-Difluoroethane	ND		630	90	ppb v/v			11/21/25 23:41	125
1,2,4-Trichlorobenzene	ND		250	130	ppb v/v			11/21/25 23:41	125
<b>1,2,4-Trimethylbenzene</b>	<b>880</b>		190	54	ppb v/v			11/21/25 23:41	125
1,2-Dibromo-3-Chloropropane	ND		63	38	ppb v/v			11/21/25 23:41	125
1,2-Dibromoethane	ND		63	22	ppb v/v			11/21/25 23:41	125
1,2-Dichlorobenzene	ND		63	32	ppb v/v			11/21/25 23:41	125
1,2-Dichloroethane	ND		63	24	ppb v/v			11/21/25 23:41	125
1,2-Dichloropropane	ND		63	24	ppb v/v			11/21/25 23:41	125
<b>1,3,5-Trimethylbenzene</b>	<b>1300</b>		63	26	ppb v/v			11/21/25 23:41	125
1,3-Dichlorobenzene	ND		63	35	ppb v/v			11/21/25 23:41	125
1,4-Dichlorobenzene	ND		63	38	ppb v/v			11/21/25 23:41	125
2-Butanone (MEK)	ND		190	76	ppb v/v			11/21/25 23:41	125
2-Hexanone	ND		190	92	ppb v/v			11/21/25 23:41	125
<b>4-Ethyltoluene</b>	<b>350</b>		63	29	ppb v/v			11/21/25 23:41	125
4-Methyl-2-pentanone (MIBK)	ND		190	79	ppb v/v			11/21/25 23:41	125
Acetone	ND		630	100	ppb v/v			11/21/25 23:41	125
<b>Benzene</b>	<b>140</b>		63	25	ppb v/v			11/21/25 23:41	125
Benzyl chloride	ND		190	91	ppb v/v			11/21/25 23:41	125
Bromodichloromethane	ND		63	22	ppb v/v			11/21/25 23:41	125
Bromoform	ND		63	22	ppb v/v			11/21/25 23:41	125
Bromomethane	ND		63	31	ppb v/v			11/21/25 23:41	125
cis-1,2-Dichloroethene	ND		63	30	ppb v/v			11/21/25 23:41	125
cis-1,3-Dichloropropene	ND		63	29	ppb v/v			11/21/25 23:41	125
Carbon disulfide	ND		630	35	ppb v/v			11/21/25 23:41	125
Carbon tetrachloride	ND		63	21	ppb v/v			11/21/25 23:41	125
Chlorobenzene	ND		63	20	ppb v/v			11/21/25 23:41	125
Chloroethane	ND		63	37	ppb v/v			11/21/25 23:41	125
Chloroform	ND		63	28	ppb v/v			11/21/25 23:41	125
Chloromethane	ND		63	38	ppb v/v			11/21/25 23:41	125
Dibromochloromethane	ND		63	19	ppb v/v			11/21/25 23:41	125
Dichlorodifluoromethane	ND		63	37	ppb v/v			11/21/25 23:41	125
Dichlorotetrafluoroethane	ND		250	71	ppb v/v			11/21/25 23:41	125
<b>Ethylbenzene</b>	<b>1600</b>		63	26	ppb v/v			11/21/25 23:41	125
Hexachloro-1,3-butadiene	ND		190	81	ppb v/v			11/21/25 23:41	125
Isopropanol	ND		6300	390	ppb v/v			11/21/25 23:41	125
Methylene Chloride	ND		160	110	ppb v/v			11/21/25 23:41	125
Methyl-t-Butyl Ether (MTBE)	ND		250	82	ppb v/v			11/21/25 23:41	125
n-Butylbenzene	ND		190	68	ppb v/v			11/21/25 23:41	125
<b>o-Xylene</b>	<b>2100</b>		63	26	ppb v/v			11/21/25 23:41	125
<b>m,p-Xylene</b>	<b>17000</b>		250	70	ppb v/v			11/21/25 23:41	125
sec-Butylbenzene	ND		190	53	ppb v/v			11/21/25 23:41	125
Styrene	ND		190	65	ppb v/v			11/21/25 23:41	125

Eurofins Albuquerque

### Client Sample Results

Client: Stantec Consulting Services Inc  
 Project/Site: Canada Mesa #2

Job ID: 885-38012-1

**Client Sample ID: Influent**

**Lab Sample ID: 885-38012-1**

Date Collected: 11/19/25 10:08

Matrix: Air

Date Received: 11/20/25 07:50

Sample Container: Tedlar Bag 1L

**Method: EPA TO-15 - Volatile Organic Compounds in Ambient Air (Continued)**

Analyte	Result	Qualifier	RL	MDL	Unit	D	Prepared	Analyzed	Dil Fac
trans-1,2-Dichloroethene	ND		63	28	ppb v/v			11/21/25 23:41	125
trans-1,3-Dichloropropene	ND		130	31	ppb v/v			11/21/25 23:41	125
tert-Butylbenzene	ND		190	55	ppb v/v			11/21/25 23:41	125
Tetrachloroethene	ND		63	28	ppb v/v			11/21/25 23:41	125
Toluene	ND		630	27	ppb v/v			11/21/25 23:41	125
Trichloroethene	ND		63	25	ppb v/v			11/21/25 23:41	125
Trichlorofluoromethane	ND		130	29	ppb v/v			11/21/25 23:41	125
Vinyl acetate	ND		250	77	ppb v/v			11/21/25 23:41	125
Vinyl chloride	ND		63	33	ppb v/v			11/21/25 23:41	125
Analyte	Result	Qualifier	RL	MDL	Unit	D	Prepared	Analyzed	Dil Fac
1,1,1-Trichloroethane	ND		63000000	26000000	ug/m3 (Air)			11/21/25 23:41	125
1,1,2,2-Tetrachloroethane	ND		130000000	24000000	ug/m3 (Air)			11/21/25 23:41	125
1,1,2-Trichloro-1,2,2-trifluoroethane	ND		190000000	36000000	ug/m3 (Air)			11/21/25 23:41	125
1,1,2-Trichloroethane	ND		63000000	30000000	ug/m3 (Air)			11/21/25 23:41	125
1,1-Dichloroethane	ND		63000000	27000000	ug/m3 (Air)			11/21/25 23:41	125
1,1-Dichloroethene	ND		63000000	28000000	ug/m3 (Air)			11/21/25 23:41	125
1,1-Difluoroethane	ND		630000000	90000000	ug/m3 (Air)			11/21/25 23:41	125
1,2,4-Trichlorobenzene	ND		250000000	130000000	ug/m3 (Air)			11/21/25 23:41	125
<b>1,2,4-Trimethylbenzene</b>	<b>880000000</b>		190000000	54000000	ug/m3 (Air)			11/21/25 23:41	125
1,2-Dibromo-3-Chloropropane	ND		63000000	38000000	ug/m3 (Air)			11/21/25 23:41	125
1,2-Dibromoethane	ND		63000000	22000000	ug/m3 (Air)			11/21/25 23:41	125
1,2-Dichlorobenzene	ND		63000000	32000000	ug/m3 (Air)			11/21/25 23:41	125
1,2-Dichloroethane	ND		63000000	24000000	ug/m3 (Air)			11/21/25 23:41	125
1,2-Dichloropropane	ND		63000000	24000000	ug/m3 (Air)			11/21/25 23:41	125
<b>1,3,5-Trimethylbenzene</b>	<b>1300000000</b>		63000000	26000000	ug/m3 (Air)			11/21/25 23:41	125
1,3-Dichlorobenzene	ND		63000000	35000000	ug/m3 (Air)			11/21/25 23:41	125
1,4-Dichlorobenzene	ND		63000000	38000000	ug/m3 (Air)			11/21/25 23:41	125
2-Butanone (MEK)	ND		190000000	76000000	ug/m3 (Air)			11/21/25 23:41	125
2-Hexanone	ND		190000000	92000000	ug/m3 (Air)			11/21/25 23:41	125
<b>4-Ethyltoluene</b>	<b>350000000</b>		63000000	29000000	ug/m3 (Air)			11/21/25 23:41	125
4-Methyl-2-pentanone (MIBK)	ND		190000000	79000000	ug/m3 (Air)			11/21/25 23:41	125
Acetone	ND		630000000	100000000	ug/m3 (Air)			11/21/25 23:41	125
<b>Benzene</b>	<b>1400000000</b>		63000000	25000000	ug/m3 (Air)			11/21/25 23:41	125
Benzyl chloride	ND		190000000	91000000	ug/m3 (Air)			11/21/25 23:41	125
Bromodichloromethane	ND		63000000	22000000	ug/m3 (Air)			11/21/25 23:41	125
Bromoform	ND		63000000	22000000	ug/m3 (Air)			11/21/25 23:41	125
Bromomethane	ND		63000000	31000000	ug/m3 (Air)			11/21/25 23:41	125
cis-1,2-Dichloroethene	ND		63000000	30000000	ug/m3 (Air)			11/21/25 23:41	125
cis-1,3-Dichloropropene	ND		63000000	29000000	ug/m3 (Air)			11/21/25 23:41	125
Carbon disulfide	ND		630000000	35000000	ug/m3 (Air)			11/21/25 23:41	125
Carbon tetrachloride	ND		63000000	21000000	ug/m3 (Air)			11/21/25 23:41	125
Chlorobenzene	ND		63000000	20000000	ug/m3 (Air)			11/21/25 23:41	125
Chloroethane	ND		63000000	37000000	ug/m3 (Air)			11/21/25 23:41	125
Chloroform	ND		63000000	28000000	ug/m3 (Air)			11/21/25 23:41	125
Chloromethane	ND		63000000	38000000	ug/m3 (Air)			11/21/25 23:41	125
Dibromochloromethane	ND		63000000	19000000	ug/m3 (Air)			11/21/25 23:41	125
Dichlorodifluoromethane	ND		63000000	37000000	ug/m3 (Air)			11/21/25 23:41	125
Dichlorotetrafluoroethane	ND		250000000	71000000	ug/m3 (Air)			11/21/25 23:41	125

Eurofins Albuquerque

### Client Sample Results

Client: Stantec Consulting Services Inc  
 Project/Site: Canada Mesa #2

Job ID: 885-38012-1

Client Sample ID: Influent

Lab Sample ID: 885-38012-1

Date Collected: 11/19/25 10:08

Matrix: Air

Date Received: 11/20/25 07:50

Sample Container: Tedlar Bag 1L

**Method: EPA TO-15 - Volatile Organic Compounds in Ambient Air (Continued)**

Analyte	Result	Qualifier	RL	MDL	Unit	D	Prepared	Analyzed	Dil Fac
<b>Ethylbenzene</b>	<b>1600000000</b>		63000000	26000000	ug/m3 (Air)			11/21/25 23:41	125
Hexachloro-1,3-butadiene	ND		190000000	81000000	ug/m3 (Air)			11/21/25 23:41	125
Isopropanol	ND		630000000	390000000	ug/m3 (Air)			11/21/25 23:41	125
			0						
Methylene Chloride	ND		160000000	110000000	ug/m3 (Air)			11/21/25 23:41	125
Methyl-t-Butyl Ether (MTBE)	ND		250000000	82000000	ug/m3 (Air)			11/21/25 23:41	125
n-Butylbenzene	ND		190000000	68000000	ug/m3 (Air)			11/21/25 23:41	125
<b>o-Xylene</b>	<b>2100000000</b>		63000000	26000000	ug/m3 (Air)			11/21/25 23:41	125
<b>m,p-Xylene</b>	<b>1700000000</b>		250000000	70000000	ug/m3 (Air)			11/21/25 23:41	125
			0						
sec-Butylbenzene	ND		190000000	53000000	ug/m3 (Air)			11/21/25 23:41	125
Styrene	ND		190000000	65000000	ug/m3 (Air)			11/21/25 23:41	125
trans-1,2-Dichloroethene	ND		63000000	28000000	ug/m3 (Air)			11/21/25 23:41	125
trans-1,3-Dichloropropene	ND		130000000	31000000	ug/m3 (Air)			11/21/25 23:41	125
tert-Butylbenzene	ND		190000000	55000000	ug/m3 (Air)			11/21/25 23:41	125
Tetrachloroethene	ND		63000000	28000000	ug/m3 (Air)			11/21/25 23:41	125
Toluene	ND		630000000	27000000	ug/m3 (Air)			11/21/25 23:41	125
Trichloroethene	ND		63000000	25000000	ug/m3 (Air)			11/21/25 23:41	125
Trichlorofluoromethane	ND		130000000	29000000	ug/m3 (Air)			11/21/25 23:41	125
Vinyl acetate	ND		250000000	77000000	ug/m3 (Air)			11/21/25 23:41	125
Vinyl chloride	ND		63000000	33000000	ug/m3 (Air)			11/21/25 23:41	125
Surrogate	%Recovery	Qualifier	Limits				Prepared	Analyzed	Dil Fac
1,2-Dichloroethane-d4 (Surr)	106		66 - 132					11/21/25 23:41	125
4-Bromofluorobenzene (Surr)	156	S1+	70 - 130					11/21/25 23:41	125
Toluene-d8 (Surr)	109		70 - 130					11/21/25 23:41	125

**Method: EPA TO3 - Volatile Organic Compounds in Ambient Air, Cryogenic Pre-Conc Techniques (GC)**

Analyte	Result	Qualifier	RL	MDL	Unit	D	Prepared	Analyzed	Dil Fac
<b>TPH (as Gasoline)</b>	<b>770</b>		2.0	0.98	ppm v/v			11/21/25 12:23	1
Analyte	Result	Qualifier	RL	MDL	Unit	D	Prepared	Analyzed	Dil Fac
<b>TPH (as Gasoline)</b>	<b>7700000000</b>		200000000	980000000	ug/m3 (Air)			11/21/25 12:23	1
	00		0						

Eurofins Albuquerque

## Client Sample Results

Client: Stantec Consulting Services Inc  
Project/Site: Canada Mesa #2

Job ID: 885-38012-1

Client Sample ID: Effluent

Lab Sample ID: 885-38012-2

Date Collected: 11/19/25 10:20

Matrix: Air

Date Received: 11/20/25 07:50

Sample Container: Tedlar Bag 1L

## Method: EPA TO-15 - Volatile Organic Compounds in Ambient Air

Analyte	Result	Qualifier	RL	MDL	Unit	D	Prepared	Analyzed	Dil Fac
1,1,1-Trichloroethane	ND		2.1	0.88	ppb v/v			11/21/25 22:59	4.167
1,1,2,2-Tetrachloroethane	ND		4.2	0.81	ppb v/v			11/21/25 22:59	4.167
1,1,2-Trichloro-1,2,2-trifluoroethane	ND		6.3	1.2	ppb v/v			11/21/25 22:59	4.167
1,1,2-Trichloroethane	ND		2.1	1.0	ppb v/v			11/21/25 22:59	4.167
1,1-Dichloroethane	ND		2.1	0.90	ppb v/v			11/21/25 22:59	4.167
1,1-Dichloroethene	ND		2.1	0.92	ppb v/v			11/21/25 22:59	4.167
1,1-Difluoroethane	ND		21	3.0	ppb v/v			11/21/25 22:59	4.167
1,2,4-Trichlorobenzene	ND		8.3	4.2	ppb v/v			11/21/25 22:59	4.167
<b>1,2,4-Trimethylbenzene</b>	<b>9.5</b>		6.3	1.8	ppb v/v			11/21/25 22:59	4.167
1,2-Dibromo-3-Chloropropane	ND		2.1	1.3	ppb v/v			11/21/25 22:59	4.167
1,2-Dibromoethane	ND		2.1	0.75	ppb v/v			11/21/25 22:59	4.167
1,2-Dichlorobenzene	ND		2.1	1.1	ppb v/v			11/21/25 22:59	4.167
1,2-Dichloroethane	ND		2.1	0.80	ppb v/v			11/21/25 22:59	4.167
1,2-Dichloropropane	ND		2.1	0.81	ppb v/v			11/21/25 22:59	4.167
<b>1,3,5-Trimethylbenzene</b>	<b>9.5</b>		2.1	0.86	ppb v/v			11/21/25 22:59	4.167
1,3-Dichlorobenzene	ND		2.1	1.2	ppb v/v			11/21/25 22:59	4.167
1,4-Dichlorobenzene	ND		2.1	1.3	ppb v/v			11/21/25 22:59	4.167
<b>2-Butanone (MEK)</b>	<b>24</b>		6.3	2.5	ppb v/v			11/21/25 22:59	4.167
2-Hexanone	ND		6.3	3.1	ppb v/v			11/21/25 22:59	4.167
<b>4-Ethyltoluene</b>	<b>3.3</b>		2.1	0.97	ppb v/v			11/21/25 22:59	4.167
4-Methyl-2-pentanone (MIBK)	ND		6.3	2.6	ppb v/v			11/21/25 22:59	4.167
Benzyl chloride	ND		6.3	3.0	ppb v/v			11/21/25 22:59	4.167
Bromodichloromethane	ND		2.1	0.73	ppb v/v			11/21/25 22:59	4.167
Bromoform	ND		2.1	0.72	ppb v/v			11/21/25 22:59	4.167
Bromomethane	ND		2.1	1.0	ppb v/v			11/21/25 22:59	4.167
cis-1,2-Dichloroethene	ND		2.1	0.99	ppb v/v			11/21/25 22:59	4.167
cis-1,3-Dichloropropene	ND		2.1	0.97	ppb v/v			11/21/25 22:59	4.167
Carbon disulfide	ND		21	1.2	ppb v/v			11/21/25 22:59	4.167
Carbon tetrachloride	ND		2.1	0.69	ppb v/v			11/21/25 22:59	4.167
Chlorobenzene	ND		2.1	0.66	ppb v/v			11/21/25 22:59	4.167
Chloroethane	ND		2.1	1.2	ppb v/v			11/21/25 22:59	4.167
Chloroform	ND		2.1	0.94	ppb v/v			11/21/25 22:59	4.167
Chloromethane	ND		2.1	1.3	ppb v/v			11/21/25 22:59	4.167
Dibromochloromethane	ND		2.1	0.65	ppb v/v			11/21/25 22:59	4.167
Dichlorodifluoromethane	ND		2.1	1.2	ppb v/v			11/21/25 22:59	4.167
Dichlorotetrafluoroethane	ND		8.3	2.4	ppb v/v			11/21/25 22:59	4.167
<b>Ethylbenzene</b>	<b>17</b>		2.1	0.86	ppb v/v			11/21/25 22:59	4.167
Hexachloro-1,3-butadiene	ND		6.3	2.7	ppb v/v			11/21/25 22:59	4.167
Isopropanol	ND		210	13	ppb v/v			11/21/25 22:59	4.167
Methylene Chloride	ND		5.2	3.7	ppb v/v			11/21/25 22:59	4.167
Methyl-t-Butyl Ether (MTBE)	ND		8.3	2.7	ppb v/v			11/21/25 22:59	4.167
n-Butylbenzene	ND		6.3	2.3	ppb v/v			11/21/25 22:59	4.167
<b>o-Xylene</b>	<b>21</b>		2.1	0.85	ppb v/v			11/21/25 22:59	4.167
<b>m,p-Xylene</b>	<b>140</b>		8.3	2.3	ppb v/v			11/21/25 22:59	4.167
sec-Butylbenzene	ND		6.3	1.8	ppb v/v			11/21/25 22:59	4.167
<b>Styrene</b>	<b>6.3</b>		6.3	2.2	ppb v/v			11/21/25 22:59	4.167
trans-1,2-Dichloroethene	ND		2.1	0.94	ppb v/v			11/21/25 22:59	4.167
trans-1,3-Dichloropropene	ND		4.2	1.0	ppb v/v			11/21/25 22:59	4.167

Eurofins Albuquerque

### Client Sample Results

Client: Stantec Consulting Services Inc  
 Project/Site: Canada Mesa #2

Job ID: 885-38012-1

**Client Sample ID: Effluent**

**Lab Sample ID: 885-38012-2**

Date Collected: 11/19/25 10:20

Matrix: Air

Date Received: 11/20/25 07:50

Sample Container: Tedlar Bag 1L

**Method: EPA TO-15 - Volatile Organic Compounds in Ambient Air (Continued)**

Analyte	Result	Qualifier	RL	MDL	Unit	D	Prepared	Analyzed	Dil Fac
tert-Butylbenzene	ND		6.3	1.8	ppb v/v			11/21/25 22:59	4.167
Tetrachloroethene	ND		2.1	0.94	ppb v/v			11/21/25 22:59	4.167
<b>Toluene</b>	<b>320</b>		21	0.89	ppb v/v			11/21/25 22:59	4.167
Trichloroethene	ND		2.1	0.84	ppb v/v			11/21/25 22:59	4.167
Trichlorofluoromethane	ND		4.2	0.97	ppb v/v			11/21/25 22:59	4.167
Vinyl acetate	ND		8.3	2.6	ppb v/v			11/21/25 22:59	4.167
Vinyl chloride	ND		2.1	1.1	ppb v/v			11/21/25 22:59	4.167
Analyte	Result	Qualifier	RL	MDL	Unit	D	Prepared	Analyzed	Dil Fac
1,1,1-Trichloroethane	ND		2100000	880000	ug/m3 (Air)			11/21/25 22:59	4.167
1,1,2,2-Tetrachloroethane	ND		4200000	810000	ug/m3 (Air)			11/21/25 22:59	4.167
1,1,2-Trichloro-1,2,2-trifluoroethane	ND		6300000	1200000	ug/m3 (Air)			11/21/25 22:59	4.167
1,1,2-Trichloroethane	ND		2100000	1000000	ug/m3 (Air)			11/21/25 22:59	4.167
1,1-Dichloroethane	ND		2100000	900000	ug/m3 (Air)			11/21/25 22:59	4.167
1,1-Dichloroethene	ND		2100000	920000	ug/m3 (Air)			11/21/25 22:59	4.167
1,1-Difluoroethane	ND		21000000	3000000	ug/m3 (Air)			11/21/25 22:59	4.167
1,2,4-Trichlorobenzene	ND		8300000	4200000	ug/m3 (Air)			11/21/25 22:59	4.167
<b>1,2,4-Trimethylbenzene</b>	<b>9500000</b>		6300000	1800000	ug/m3 (Air)			11/21/25 22:59	4.167
1,2-Dibromo-3-Chloropropane	ND		2100000	1300000	ug/m3 (Air)			11/21/25 22:59	4.167
1,2-Dibromoethane	ND		2100000	750000	ug/m3 (Air)			11/21/25 22:59	4.167
1,2-Dichlorobenzene	ND		2100000	1100000	ug/m3 (Air)			11/21/25 22:59	4.167
1,2-Dichloroethane	ND		2100000	800000	ug/m3 (Air)			11/21/25 22:59	4.167
1,2-Dichloropropane	ND		2100000	810000	ug/m3 (Air)			11/21/25 22:59	4.167
<b>1,3,5-Trimethylbenzene</b>	<b>9500000</b>		2100000	860000	ug/m3 (Air)			11/21/25 22:59	4.167
1,3-Dichlorobenzene	ND		2100000	1200000	ug/m3 (Air)			11/21/25 22:59	4.167
1,4-Dichlorobenzene	ND		2100000	1300000	ug/m3 (Air)			11/21/25 22:59	4.167
<b>2-Butanone (MEK)</b>	<b>24000000</b>		6300000	2500000	ug/m3 (Air)			11/21/25 22:59	4.167
2-Hexanone	ND		6300000	3100000	ug/m3 (Air)			11/21/25 22:59	4.167
<b>4-Ethyltoluene</b>	<b>3300000</b>		2100000	970000	ug/m3 (Air)			11/21/25 22:59	4.167
4-Methyl-2-pentanone (MIBK)	ND		6300000	2600000	ug/m3 (Air)			11/21/25 22:59	4.167
Benzyl chloride	ND		6300000	3000000	ug/m3 (Air)			11/21/25 22:59	4.167
Bromodichloromethane	ND		2100000	730000	ug/m3 (Air)			11/21/25 22:59	4.167
Bromoform	ND		2100000	720000	ug/m3 (Air)			11/21/25 22:59	4.167
Bromomethane	ND		2100000	1000000	ug/m3 (Air)			11/21/25 22:59	4.167
cis-1,2-Dichloroethene	ND		2100000	990000	ug/m3 (Air)			11/21/25 22:59	4.167
cis-1,3-Dichloropropene	ND		2100000	970000	ug/m3 (Air)			11/21/25 22:59	4.167
Carbon disulfide	ND		21000000	1200000	ug/m3 (Air)			11/21/25 22:59	4.167
Carbon tetrachloride	ND		2100000	690000	ug/m3 (Air)			11/21/25 22:59	4.167
Chlorobenzene	ND		2100000	660000	ug/m3 (Air)			11/21/25 22:59	4.167
Chloroethane	ND		2100000	1200000	ug/m3 (Air)			11/21/25 22:59	4.167
Chloroform	ND		2100000	940000	ug/m3 (Air)			11/21/25 22:59	4.167
Chloromethane	ND		2100000	1300000	ug/m3 (Air)			11/21/25 22:59	4.167
Dibromochloromethane	ND		2100000	650000	ug/m3 (Air)			11/21/25 22:59	4.167
Dichlorodifluoromethane	ND		2100000	1200000	ug/m3 (Air)			11/21/25 22:59	4.167
Dichlorotetrafluoroethane	ND		8300000	2400000	ug/m3 (Air)			11/21/25 22:59	4.167
<b>Ethylbenzene</b>	<b>17000000</b>		2100000	860000	ug/m3 (Air)			11/21/25 22:59	4.167
Hexachloro-1,3-butadiene	ND		6300000	2700000	ug/m3 (Air)			11/21/25 22:59	4.167
Isopropanol	ND		210000000	13000000	ug/m3 (Air)			11/21/25 22:59	4.167
Methylene Chloride	ND		5200000	3700000	ug/m3 (Air)			11/21/25 22:59	4.167

Eurofins Albuquerque

### Client Sample Results

Client: Stantec Consulting Services Inc  
 Project/Site: Canada Mesa #2

Job ID: 885-38012-1

Client Sample ID: Effluent

Lab Sample ID: 885-38012-2

Date Collected: 11/19/25 10:20

Matrix: Air

Date Received: 11/20/25 07:50

Sample Container: Tedlar Bag 1L

**Method: EPA TO-15 - Volatile Organic Compounds in Ambient Air (Continued)**

Analyte	Result	Qualifier	RL	MDL	Unit	D	Prepared	Analyzed	Dil Fac
Methyl-t-Butyl Ether (MTBE)	ND		8300000	2700000	ug/m3 (Air)			11/21/25 22:59	4.167
n-Butylbenzene	ND		6300000	2300000	ug/m3 (Air)			11/21/25 22:59	4.167
<b>o-Xylene</b>	<b>21000000</b>		2100000	850000	ug/m3 (Air)			11/21/25 22:59	4.167
<b>m,p-Xylene</b>	<b>140000000</b>		8300000	2300000	ug/m3 (Air)			11/21/25 22:59	4.167
sec-Butylbenzene	ND		6300000	1800000	ug/m3 (Air)			11/21/25 22:59	4.167
<b>Styrene</b>	<b>6300000</b>		6300000	2200000	ug/m3 (Air)			11/21/25 22:59	4.167
trans-1,2-Dichloroethene	ND		2100000	940000	ug/m3 (Air)			11/21/25 22:59	4.167
trans-1,3-Dichloropropene	ND		4200000	1000000	ug/m3 (Air)			11/21/25 22:59	4.167
tert-Butylbenzene	ND		6300000	1800000	ug/m3 (Air)			11/21/25 22:59	4.167
Tetrachloroethene	ND		2100000	940000	ug/m3 (Air)			11/21/25 22:59	4.167
<b>Toluene</b>	<b>320000000</b>		21000000	890000	ug/m3 (Air)			11/21/25 22:59	4.167
Trichloroethene	ND		2100000	840000	ug/m3 (Air)			11/21/25 22:59	4.167
Trichlorofluoromethane	ND		4200000	970000	ug/m3 (Air)			11/21/25 22:59	4.167
Vinyl acetate	ND		8300000	2600000	ug/m3 (Air)			11/21/25 22:59	4.167
Vinyl chloride	ND		2100000	1100000	ug/m3 (Air)			11/21/25 22:59	4.167

Surrogate	%Recovery	Qualifier	Limits	Prepared	Analyzed	Dil Fac
1,2-Dichloroethane-d4 (Surr)	98		66 - 132		11/21/25 22:59	4.167
4-Bromofluorobenzene (Surr)	101		70 - 130		11/21/25 22:59	4.167
Toluene-d8 (Surr)	95		70 - 130		11/21/25 22:59	4.167

**Method: EPA TO-15 - Volatile Organic Compounds in Ambient Air - DL**

Analyte	Result	Qualifier	RL	MDL	Unit	D	Prepared	Analyzed	Dil Fac
<b>Acetone</b>	<b>610</b>		310	50	ppb v/v			11/22/25 07:25	62.5
<b>Benzene</b>	<b>1600</b>		31	12	ppb v/v			11/22/25 07:25	62.5

Analyte	Result	Qualifier	RL	MDL	Unit	D	Prepared	Analyzed	Dil Fac
<b>Acetone</b>	<b>610000000</b>		310000000	50000000	ug/m3 (Air)			11/22/25 07:25	62.5
<b>Benzene</b>	<b>1600000000</b>		31000000	12000000	ug/m3 (Air)			11/22/25 07:25	62.5

Surrogate	%Recovery	Qualifier	Limits	Prepared	Analyzed	Dil Fac
1,2-Dichloroethane-d4 (Surr)	104		66 - 132		11/22/25 07:25	62.5
4-Bromofluorobenzene (Surr)	105		70 - 130		11/22/25 07:25	62.5
Toluene-d8 (Surr)	95		70 - 130		11/22/25 07:25	62.5

**Method: EPA TO3 - Volatile Organic Compounds in Ambient Air, Cryogenic Pre-Conc Techniques (GC)**

Analyte	Result	Qualifier	RL	MDL	Unit	D	Prepared	Analyzed	Dil Fac
<b>TPH (as Gasoline)</b>	<b>25</b>		2.0	0.98	ppm v/v			11/21/25 11:50	1

Analyte	Result	Qualifier	RL	MDL	Unit	D	Prepared	Analyzed	Dil Fac
<b>TPH (as Gasoline)</b>	<b>2500000000</b>		200000000	980000000	ug/m3 (Air)			11/21/25 11:50	1
	<b>0</b>		<b>0</b>						

### QC Sample Results

Client: Stantec Consulting Services Inc  
 Project/Site: Canada Mesa #2

Job ID: 885-38012-1

#### Method: TO-15 - Volatile Organic Compounds in Ambient Air

Lab Sample ID: MB 570-659826/7

Client Sample ID: Method Blank

Matrix: Air

Prep Type: Total/NA

Analysis Batch: 659826

Analyte	MB Result	MB Qualifier	RL	MDL	Unit	D	Prepared	Analyzed	Dil Fac
1,1,1-Trichloroethane	ND		0.50	0.21	ppb v/v			11/21/25 16:24	1
1,1,2,2-Tetrachloroethane	ND		1.0	0.20	ppb v/v			11/21/25 16:24	1
1,1,2-Trichloro-1,2,2-trifluoroethane	ND		1.5	0.29	ppb v/v			11/21/25 16:24	1
1,1,2-Trichloroethane	ND		0.50	0.24	ppb v/v			11/21/25 16:24	1
1,1-Dichloroethane	ND		0.50	0.21	ppb v/v			11/21/25 16:24	1
1,1-Dichloroethene	ND		0.50	0.22	ppb v/v			11/21/25 16:24	1
1,1-Difluoroethane	ND		5.0	0.72	ppb v/v			11/21/25 16:24	1
1,2,4-Trichlorobenzene	ND		2.0	1.0	ppb v/v			11/21/25 16:24	1
1,2,4-Trimethylbenzene	ND		1.5	0.43	ppb v/v			11/21/25 16:24	1
1,2-Dibromo-3-Chloropropane	ND		0.50	0.30	ppb v/v			11/21/25 16:24	1
1,2-Dibromoethane	ND		0.50	0.18	ppb v/v			11/21/25 16:24	1
1,2-Dichlorobenzene	ND		0.50	0.26	ppb v/v			11/21/25 16:24	1
1,2-Dichloroethane	ND		0.50	0.19	ppb v/v			11/21/25 16:24	1
1,2-Dichloropropane	ND		0.50	0.19	ppb v/v			11/21/25 16:24	1
1,3,5-Trimethylbenzene	ND		0.50	0.21	ppb v/v			11/21/25 16:24	1
1,3-Dichlorobenzene	ND		0.50	0.28	ppb v/v			11/21/25 16:24	1
1,4-Dichlorobenzene	ND		0.50	0.30	ppb v/v			11/21/25 16:24	1
2-Butanone (MEK)	ND		1.5	0.61	ppb v/v			11/21/25 16:24	1
2-Hexanone	ND		1.5	0.73	ppb v/v			11/21/25 16:24	1
4-Ethyltoluene	ND		0.50	0.23	ppb v/v			11/21/25 16:24	1
4-Methyl-2-pentanone (MIBK)	ND		1.5	0.63	ppb v/v			11/21/25 16:24	1
Acetone	ND		5.0	0.80	ppb v/v			11/21/25 16:24	1
Benzene	ND		0.50	0.20	ppb v/v			11/21/25 16:24	1
Benzyl chloride	ND		1.5	0.73	ppb v/v			11/21/25 16:24	1
Bromodichloromethane	ND		0.50	0.18	ppb v/v			11/21/25 16:24	1
Bromoform	ND		0.50	0.17	ppb v/v			11/21/25 16:24	1
Bromomethane	ND		0.50	0.25	ppb v/v			11/21/25 16:24	1
cis-1,2-Dichloroethene	ND		0.50	0.24	ppb v/v			11/21/25 16:24	1
cis-1,3-Dichloropropene	ND		0.50	0.23	ppb v/v			11/21/25 16:24	1
Carbon disulfide	ND		5.0	0.28	ppb v/v			11/21/25 16:24	1
Carbon tetrachloride	ND		0.50	0.17	ppb v/v			11/21/25 16:24	1
Chlorobenzene	ND		0.50	0.16	ppb v/v			11/21/25 16:24	1
Chloroethane	ND		0.50	0.29	ppb v/v			11/21/25 16:24	1
Chloroform	ND		0.50	0.23	ppb v/v			11/21/25 16:24	1
Chloromethane	ND		0.50	0.30	ppb v/v			11/21/25 16:24	1
Dibromochloromethane	ND		0.50	0.16	ppb v/v			11/21/25 16:24	1
Dichlorodifluoromethane	ND		0.50	0.30	ppb v/v			11/21/25 16:24	1
Dichlorotetrafluoroethane	ND		2.0	0.57	ppb v/v			11/21/25 16:24	1
Ethylbenzene	ND		0.50	0.21	ppb v/v			11/21/25 16:24	1
Hexachloro-1,3-butadiene	ND		1.5	0.65	ppb v/v			11/21/25 16:24	1
Isopropanol	ND		50	3.2	ppb v/v			11/21/25 16:24	1
Methylene Chloride	ND		1.3	0.89	ppb v/v			11/21/25 16:24	1
Methyl-t-Butyl Ether (MTBE)	ND		2.0	0.66	ppb v/v			11/21/25 16:24	1
n-Butylbenzene	ND		1.5	0.55	ppb v/v			11/21/25 16:24	1
o-Xylene	ND		0.50	0.20	ppb v/v			11/21/25 16:24	1
m,p-Xylene	ND		2.0	0.56	ppb v/v			11/21/25 16:24	1
sec-Butylbenzene	ND		1.5	0.43	ppb v/v			11/21/25 16:24	1
Styrene	ND		1.5	0.52	ppb v/v			11/21/25 16:24	1

Eurofins Albuquerque

### QC Sample Results

Client: Stantec Consulting Services Inc  
 Project/Site: Canada Mesa #2

Job ID: 885-38012-1

#### Method: TO-15 - Volatile Organic Compounds in Ambient Air (Continued)

Lab Sample ID: MB 570-659826/7

Client Sample ID: Method Blank

Matrix: Air

Prep Type: Total/NA

Analysis Batch: 659826

Analyte	MB	MB	RL	MDL	Unit	D	Prepared	Analyzed	Dil Fac
	Result	Qualifier							
trans-1,2-Dichloroethene	ND		0.50	0.23	ppb v/v			11/21/25 16:24	1
trans-1,3-Dichloropropene	ND		1.0	0.25	ppb v/v			11/21/25 16:24	1
tert-Butylbenzene	ND		1.5	0.44	ppb v/v			11/21/25 16:24	1
Tetrachloroethene	ND		0.50	0.23	ppb v/v			11/21/25 16:24	1
Toluene	ND		5.0	0.21	ppb v/v			11/21/25 16:24	1
Trichloroethene	ND		0.50	0.20	ppb v/v			11/21/25 16:24	1
Trichlorofluoromethane	ND		1.0	0.23	ppb v/v			11/21/25 16:24	1
Vinyl acetate	ND		2.0	0.62	ppb v/v			11/21/25 16:24	1
Vinyl chloride	ND		0.50	0.26	ppb v/v			11/21/25 16:24	1

Analyte	MB	MB	RL	MDL	Unit	D	Prepared	Analyzed	Dil Fac
	Result	Qualifier							
1,1,1-Trichloroethane	ND		500000	210000	ug/m3 (Air)			11/21/25 16:24	1
1,1,2,2-Tetrachloroethane	ND		1000000	200000	ug/m3 (Air)			11/21/25 16:24	1
1,1,2-Trichloro-1,2,2-trifluoroethane	ND		1500000	290000	ug/m3 (Air)			11/21/25 16:24	1
1,1,2-Trichloroethane	ND		500000	240000	ug/m3 (Air)			11/21/25 16:24	1
1,1-Dichloroethane	ND		500000	210000	ug/m3 (Air)			11/21/25 16:24	1
1,1-Dichloroethene	ND		500000	220000	ug/m3 (Air)			11/21/25 16:24	1
1,1-Difluoroethane	ND		5000000	720000	ug/m3 (Air)			11/21/25 16:24	1
1,2,4-Trichlorobenzene	ND		2000000	1000000	ug/m3 (Air)			11/21/25 16:24	1
1,2,4-Trimethylbenzene	ND		1500000	430000	ug/m3 (Air)			11/21/25 16:24	1
1,2-Dibromo-3-Chloropropane	ND		500000	300000	ug/m3 (Air)			11/21/25 16:24	1
1,2-Dibromoethane	ND		500000	180000	ug/m3 (Air)			11/21/25 16:24	1
1,2-Dichlorobenzene	ND		500000	260000	ug/m3 (Air)			11/21/25 16:24	1
1,2-Dichloroethane	ND		500000	190000	ug/m3 (Air)			11/21/25 16:24	1
1,2-Dichloropropane	ND		500000	190000	ug/m3 (Air)			11/21/25 16:24	1
1,3,5-Trimethylbenzene	ND		500000	210000	ug/m3 (Air)			11/21/25 16:24	1
1,3-Dichlorobenzene	ND		500000	280000	ug/m3 (Air)			11/21/25 16:24	1
1,4-Dichlorobenzene	ND		500000	300000	ug/m3 (Air)			11/21/25 16:24	1
2-Butanone (MEK)	ND		1500000	610000	ug/m3 (Air)			11/21/25 16:24	1
2-Hexanone	ND		1500000	730000	ug/m3 (Air)			11/21/25 16:24	1
4-Ethyltoluene	ND		500000	230000	ug/m3 (Air)			11/21/25 16:24	1
4-Methyl-2-pentanone (MIBK)	ND		1500000	630000	ug/m3 (Air)			11/21/25 16:24	1
Acetone	ND		5000000	800000	ug/m3 (Air)			11/21/25 16:24	1
Benzene	ND		500000	200000	ug/m3 (Air)			11/21/25 16:24	1
Benzyl chloride	ND		1500000	730000	ug/m3 (Air)			11/21/25 16:24	1
Bromodichloromethane	ND		500000	180000	ug/m3 (Air)			11/21/25 16:24	1
Bromoform	ND		500000	170000	ug/m3 (Air)			11/21/25 16:24	1
Bromomethane	ND		500000	250000	ug/m3 (Air)			11/21/25 16:24	1
cis-1,2-Dichloroethene	ND		500000	240000	ug/m3 (Air)			11/21/25 16:24	1
cis-1,3-Dichloropropene	ND		500000	230000	ug/m3 (Air)			11/21/25 16:24	1
Carbon disulfide	ND		5000000	280000	ug/m3 (Air)			11/21/25 16:24	1
Carbon tetrachloride	ND		500000	170000	ug/m3 (Air)			11/21/25 16:24	1
Chlorobenzene	ND		500000	160000	ug/m3 (Air)			11/21/25 16:24	1
Chloroethane	ND		500000	290000	ug/m3 (Air)			11/21/25 16:24	1
Chloroform	ND		500000	230000	ug/m3 (Air)			11/21/25 16:24	1
Chloromethane	ND		500000	300000	ug/m3 (Air)			11/21/25 16:24	1
Dibromochloromethane	ND		500000	160000	ug/m3 (Air)			11/21/25 16:24	1
Dichlorodifluoromethane	ND		500000	300000	ug/m3 (Air)			11/21/25 16:24	1
Dichlorotetrafluoroethane	ND		2000000	570000	ug/m3 (Air)			11/21/25 16:24	1

Eurofins Albuquerque

### QC Sample Results

Client: Stantec Consulting Services Inc  
 Project/Site: Canada Mesa #2

Job ID: 885-38012-1

#### Method: TO-15 - Volatile Organic Compounds in Ambient Air (Continued)

Lab Sample ID: MB 570-659826/7

Client Sample ID: Method Blank

Matrix: Air

Prep Type: Total/NA

Analysis Batch: 659826

Analyte	MB	MB	RL	MDL	Unit	D	Prepared	Analyzed	Dil Fac
	Result	Qualifier							
Ethylbenzene	ND		500000	210000	ug/m3 (Air)			11/21/25 16:24	1
Hexachloro-1,3-butadiene	ND		1500000	650000	ug/m3 (Air)			11/21/25 16:24	1
Isopropanol	ND		50000000	3200000	ug/m3 (Air)			11/21/25 16:24	1
Methylene Chloride	ND		1300000	890000	ug/m3 (Air)			11/21/25 16:24	1
Methyl-t-Butyl Ether (MTBE)	ND		2000000	660000	ug/m3 (Air)			11/21/25 16:24	1
n-Butylbenzene	ND		1500000	550000	ug/m3 (Air)			11/21/25 16:24	1
o-Xylene	ND		500000	200000	ug/m3 (Air)			11/21/25 16:24	1
m,p-Xylene	ND		2000000	560000	ug/m3 (Air)			11/21/25 16:24	1
sec-Butylbenzene	ND		1500000	430000	ug/m3 (Air)			11/21/25 16:24	1
Styrene	ND		1500000	520000	ug/m3 (Air)			11/21/25 16:24	1
trans-1,2-Dichloroethene	ND		500000	230000	ug/m3 (Air)			11/21/25 16:24	1
trans-1,3-Dichloropropene	ND		1000000	250000	ug/m3 (Air)			11/21/25 16:24	1
tert-Butylbenzene	ND		1500000	440000	ug/m3 (Air)			11/21/25 16:24	1
Tetrachloroethene	ND		500000	230000	ug/m3 (Air)			11/21/25 16:24	1
Toluene	ND		5000000	210000	ug/m3 (Air)			11/21/25 16:24	1
Trichloroethene	ND		500000	200000	ug/m3 (Air)			11/21/25 16:24	1
Trichlorofluoromethane	ND		1000000	230000	ug/m3 (Air)			11/21/25 16:24	1
Vinyl acetate	ND		2000000	620000	ug/m3 (Air)			11/21/25 16:24	1
Vinyl chloride	ND		500000	260000	ug/m3 (Air)			11/21/25 16:24	1

Surrogate	MB	MB	Limits	Prepared	Analyzed	Dil Fac
	%Recovery	Qualifier				
1,2-Dichloroethane-d4 (Surr)	101		66 - 132		11/21/25 16:24	1
4-Bromofluorobenzene (Surr)	96		70 - 130		11/21/25 16:24	1
Toluene-d8 (Surr)	98		70 - 130		11/21/25 16:24	1

Lab Sample ID: LCS 570-659826/4

Client Sample ID: Lab Control Sample

Matrix: Air

Prep Type: Total/NA

Analysis Batch: 659826

Analyte	Spike Added	LCS Result	LCS Qualifier	Unit	D	%Rec	%Rec Limits
1,1,1,2-Tetrachloroethane	25.0	21.2		ppb v/v		85	70 - 130
1,1,1,2-Trichloro-1,2,2-trifluoroethane	25.0	22.1		ppb v/v		88	70 - 130
1,1,2-Trichloroethane	25.0	21.8		ppb v/v		87	69 - 131
1,1-Dichloroethane	25.0	18.8		ppb v/v		75	69 - 130
1,1-Dichloroethene	25.0	21.2		ppb v/v		85	64 - 135
1,1-Difluoroethane	25.0	18.7		ppb v/v		75	57 - 146
1,2,4-Trichlorobenzene	25.0	20.0		ppb v/v		80	51 - 134
1,2,4-Trimethylbenzene	25.0	21.2		ppb v/v		85	68 - 130
1,2-Dibromo-3-Chloropropane	25.0	21.4		ppb v/v		86	66 - 130
1,2-Dibromoethane	25.0	23.4		ppb v/v		94	70 - 130
1,2-Dichlorobenzene	25.0	20.1		ppb v/v		80	68 - 130
1,2-Dichloroethane	25.0	24.5		ppb v/v		98	65 - 136
1,2-Dichloropropane	25.0	20.9		ppb v/v		84	68 - 132
1,3,5-Trimethylbenzene	25.0	21.5		ppb v/v		86	69 - 130
1,3-Dichlorobenzene	25.0	20.7		ppb v/v		83	65 - 130
1,4-Dichlorobenzene	25.0	20.5		ppb v/v		82	64 - 130
2-Butanone (MEK)	25.0	19.2		ppb v/v		77	66 - 143

Eurofins Albuquerque

## QC Sample Results

Client: Stantec Consulting Services Inc  
Project/Site: Canada Mesa #2

Job ID: 885-38012-1

## Method: TO-15 - Volatile Organic Compounds in Ambient Air (Continued)

Lab Sample ID: LCS 570-659826/4

Matrix: Air

Analysis Batch: 659826

Client Sample ID: Lab Control Sample

Prep Type: Total/NA

Analyte	Spike	LCS	LCS	Unit	D	%Rec	%Rec Limits
	Added	Result	Qualifier				
2-Hexanone	25.0	21.8		ppb v/v		87	64 - 139
4-Ethyltoluene	25.0	21.6		ppb v/v		86	69 - 130
4-Methyl-2-pentanone (MIBK)	25.0	23.2		ppb v/v		93	65 - 135
Acetone	25.0	18.8		ppb v/v		75	70 - 130
Benzene	25.0	21.4		ppb v/v		86	68 - 134
Benzyl chloride	25.0	24.0		ppb v/v		96	70 - 130
Bromodichloromethane	25.0	23.9		ppb v/v		96	69 - 132
Bromoform	25.0	24.1		ppb v/v		97	70 - 130
Bromomethane	25.0	21.4		ppb v/v		86	65 - 130
cis-1,2-Dichloroethene	25.0	21.9		ppb v/v		88	70 - 130
cis-1,3-Dichloropropene	25.0	23.4		ppb v/v		93	70 - 134
Carbon disulfide	25.0	19.6		ppb v/v		79	70 - 130
Carbon tetrachloride	25.0	24.5		ppb v/v		98	68 - 133
Chlorobenzene	25.0	21.8		ppb v/v		87	70 - 130
Chloroethane	25.0	19.7		ppb v/v		79	66 - 134
Chloroform	25.0	22.8		ppb v/v		91	67 - 131
Chloromethane	25.0	25.4		ppb v/v		102	60 - 137
Dibromochloromethane	25.0	24.0		ppb v/v		96	70 - 130
Dichlorodifluoromethane	25.0	21.3		ppb v/v		85	57 - 138
Dichlorotetrafluoroethane	25.0	20.5		ppb v/v		82	60 - 133
Ethylbenzene	25.0	22.3		ppb v/v		89	70 - 130
Hexachloro-1,3-butadiene	25.0	19.7		ppb v/v		79	58 - 130
Isopropanol	25.0	19.2	J	ppb v/v		77	64 - 133
Methylene Chloride	25.0	20.6		ppb v/v		83	65 - 130
Methyl-t-Butyl Ether (MTBE)	25.0	20.1		ppb v/v		81	70 - 130
n-Butylbenzene	25.0	20.6		ppb v/v		82	64 - 130
o-Xylene	25.0	21.3		ppb v/v		85	68 - 130
m,p-Xylene	50.0	44.4		ppb v/v		89	70 - 130
sec-Butylbenzene	25.0	21.7		ppb v/v		87	67 - 130
Styrene	25.0	23.1		ppb v/v		92	70 - 130
trans-1,2-Dichloroethene	25.0	20.4		ppb v/v		82	70 - 130
trans-1,3-Dichloropropene	25.0	22.9		ppb v/v		91	66 - 142
tert-Butylbenzene	25.0	21.4		ppb v/v		86	70 - 130
Tetrachloroethene	25.0	22.0		ppb v/v		88	70 - 130
Toluene	25.0	21.4		ppb v/v		86	70 - 130
Trichloroethene	25.0	22.7		ppb v/v		91	69 - 130
Trichlorofluoromethane	25.0	21.6		ppb v/v		86	62 - 139
Vinyl acetate	25.0	19.0		ppb v/v		76	64 - 139
Vinyl chloride	25.0	19.7		ppb v/v		79	65 - 130
Analyte	Spike Added	LCS Result	LCS Qualifier	Unit	D	%Rec	%Rec Limits
1,1,1-Trichloroethane	25000000	24000000		ug/m3 (Air)		96	67 - 135
1,1,1,2-Tetrachloroethane	25000000	21200000		ug/m3 (Air)		85	70 - 130
1,1,2-Trichloro-1,2,2-trifluoroethane	25000000	22100000		ug/m3 (Air)		88	70 - 130
1,1,2-Trichloroethane	25000000	21800000		ug/m3 (Air)		87	69 - 131
1,1-Dichloroethane	25000000	18800000		ug/m3 (Air)		75	69 - 130
1,1-Dichloroethene	25000000	21200000		ug/m3 (Air)		85	64 - 135
1,1-Difluoroethane	25000000	18700000		ug/m3 (Air)		75	57 - 146

Eurofins Albuquerque

## QC Sample Results

Client: Stantec Consulting Services Inc  
Project/Site: Canada Mesa #2

Job ID: 885-38012-1

## Method: TO-15 - Volatile Organic Compounds in Ambient Air (Continued)

Lab Sample ID: LCS 570-659826/4

Matrix: Air

Analysis Batch: 659826

Client Sample ID: Lab Control Sample

Prep Type: Total/NA

Analyte	Spike Added	LCS Result	LCS Qualifier	Unit	D	%Rec	%Rec Limits
1,2,4-Trichlorobenzene	25000000	20000000		ug/m3 (Air)		80	51 - 134
1,2,4-Trimethylbenzene	25000000	21200000		ug/m3 (Air)		85	68 - 130
1,2-Dibromo-3-Chloropropane	25000000	21400000		ug/m3 (Air)		86	66 - 130
1,2-Dibromoethane	25000000	23400000		ug/m3 (Air)		94	70 - 130
1,2-Dichlorobenzene	25000000	20100000		ug/m3 (Air)		80	68 - 130
1,2-Dichloroethane	25000000	24500000		ug/m3 (Air)		98	65 - 136
1,2-Dichloropropane	25000000	20900000		ug/m3 (Air)		84	68 - 132
1,3,5-Trimethylbenzene	25000000	21500000		ug/m3 (Air)		86	69 - 130
1,3-Dichlorobenzene	25000000	20700000		ug/m3 (Air)		83	65 - 130
1,4-Dichlorobenzene	25000000	20500000		ug/m3 (Air)		82	64 - 130
2-Butanone (MEK)	25000000	19200000		ug/m3 (Air)		77	66 - 143
2-Hexanone	25000000	21800000		ug/m3 (Air)		87	64 - 139
4-Ethyltoluene	25000000	21600000		ug/m3 (Air)		86	69 - 130
4-Methyl-2-pentanone (MIBK)	25000000	23200000		ug/m3 (Air)		93	65 - 135
Acetone	25000000	18800000		ug/m3 (Air)		75	70 - 130
Benzene	25000000	21400000		ug/m3 (Air)		86	68 - 134
Benzyl chloride	25000000	24000000		ug/m3 (Air)		96	70 - 130
Bromodichloromethane	25000000	23900000		ug/m3 (Air)		96	69 - 132
Bromoform	25000000	24100000		ug/m3 (Air)		97	70 - 130
Bromomethane	25000000	21400000		ug/m3 (Air)		86	65 - 130
cis-1,2-Dichloroethene	25000000	21900000		ug/m3 (Air)		88	70 - 130
cis-1,3-Dichloropropene	25000000	23400000		ug/m3 (Air)		93	70 - 134
Carbon disulfide	25000000	19600000		ug/m3 (Air)		79	70 - 130
Carbon tetrachloride	25000000	24500000		ug/m3 (Air)		98	68 - 133
Chlorobenzene	25000000	21800000		ug/m3 (Air)		87	70 - 130
Chloroethane	25000000	19700000		ug/m3 (Air)		79	66 - 134
Chloroform	25000000	22800000		ug/m3 (Air)		91	67 - 131
Chloromethane	25000000	25400000		ug/m3 (Air)		102	60 - 137
Dibromochloromethane	25000000	24000000		ug/m3 (Air)		96	70 - 130
Dichlorodifluoromethane	25000000	21300000		ug/m3 (Air)		85	57 - 138
Dichlorotetrafluoroethane	25000000	20500000		ug/m3 (Air)		82	60 - 133
Ethylbenzene	25000000	22300000		ug/m3 (Air)		89	70 - 130
Hexachloro-1,3-butadiene	25000000	19700000		ug/m3 (Air)		79	58 - 130
Isopropanol	25000000	19200000	J	ug/m3 (Air)		77	64 - 133
Methylene Chloride	25000000	20600000		ug/m3 (Air)		83	65 - 130
Methyl-t-Butyl Ether (MTBE)	25000000	20100000		ug/m3 (Air)		81	70 - 130
n-Butylbenzene	25000000	20600000		ug/m3 (Air)		82	64 - 130
o-Xylene	25000000	21300000		ug/m3 (Air)		85	68 - 130
m,p-Xylene	50000000	44400000		ug/m3 (Air)		89	70 - 130
sec-Butylbenzene	25000000	21700000		ug/m3 (Air)		87	67 - 130
Styrene	25000000	23100000		ug/m3 (Air)		92	70 - 130
trans-1,2-Dichloroethene	25000000	20400000		ug/m3 (Air)		82	70 - 130
trans-1,3-Dichloropropene	25000000	22900000		ug/m3 (Air)		91	66 - 142
tert-Butylbenzene	25000000	21400000		ug/m3 (Air)		86	70 - 130
Tetrachloroethene	25000000	22000000		ug/m3 (Air)		88	70 - 130
Toluene	25000000	21400000		ug/m3 (Air)		86	70 - 130
Trichloroethene	25000000	22700000		ug/m3 (Air)		91	69 - 130
Trichlorofluoromethane	25000000	21600000		ug/m3 (Air)		86	62 - 139
Vinyl acetate	25000000	19000000		ug/m3 (Air)		76	64 - 139

Eurofins Albuquerque

### QC Sample Results

Client: Stantec Consulting Services Inc  
 Project/Site: Canada Mesa #2

Job ID: 885-38012-1

#### Method: TO-15 - Volatile Organic Compounds in Ambient Air (Continued)

Lab Sample ID: LCS 570-659826/4

Matrix: Air

Analysis Batch: 659826

Client Sample ID: Lab Control Sample

Prep Type: Total/NA

Analyte	Spike Added	LCS Result	LCS Qualifier	Unit	D	%Rec	%Rec Limits
Vinyl chloride	25000000	19700000		ug/m3 (Air)		79	65 - 130

Surrogate	LCS %Recovery	LCS Qualifier	Limits
1,2-Dichloroethane-d4 (Surr)	105		66 - 132
4-Bromofluorobenzene (Surr)	101		70 - 130
Toluene-d8 (Surr)	98		70 - 130

Lab Sample ID: LCSD 570-659826/5

Matrix: Air

Analysis Batch: 659826

Client Sample ID: Lab Control Sample Dup

Prep Type: Total/NA

Analyte	Spike Added	LCSD Result	LCSD Qualifier	Unit	D	%Rec	%Rec Limits	RPD	RPD Limit
1,1,1-Trichloroethane	25.0	23.5		ppb v/v		94	67 - 135	2	25
1,1,2,2-Tetrachloroethane	25.0	21.5		ppb v/v		86	70 - 130	1	25
1,1,2-Trichloro-1,2,2-trifluoroethane	25.0	21.7		ppb v/v		87	70 - 130	2	25
1,1,2-Trichloroethane	25.0	22.4		ppb v/v		90	69 - 131	3	25
1,1-Dichloroethane	25.0	18.6		ppb v/v		75	69 - 130	1	25
1,1-Dichloroethene	25.0	21.1		ppb v/v		84	64 - 135	0	25
1,1-Difluoroethane	25.0	18.5		ppb v/v		74	57 - 146	1	25
1,2,4-Trichlorobenzene	25.0	19.8		ppb v/v		79	51 - 134	1	25
1,2,4-Trimethylbenzene	25.0	21.0		ppb v/v		84	68 - 130	1	25
1,2-Dibromo-3-Chloropropane	25.0	21.4		ppb v/v		85	66 - 130	0	25
1,2-Dibromoethane	25.0	22.8		ppb v/v		91	70 - 130	2	25
1,2-Dichlorobenzene	25.0	19.9		ppb v/v		80	68 - 130	1	25
1,2-Dichloroethane	25.0	24.6		ppb v/v		99	65 - 136	0	25
1,2-Dichloropropane	25.0	22.1		ppb v/v		88	68 - 132	5	25
1,3,5-Trimethylbenzene	25.0	21.3		ppb v/v		85	69 - 130	1	25
1,3-Dichlorobenzene	25.0	20.6		ppb v/v		82	65 - 130	1	25
1,4-Dichlorobenzene	25.0	20.6		ppb v/v		82	64 - 130	0	25
2-Butanone (MEK)	25.0	19.0		ppb v/v		76	66 - 143	1	25
2-Hexanone	25.0	21.1		ppb v/v		85	64 - 139	3	25
4-Ethyltoluene	25.0	21.0		ppb v/v		84	69 - 130	3	25
4-Methyl-2-pentanone (MIBK)	25.0	23.4		ppb v/v		94	65 - 135	1	25
Acetone	25.0	18.5		ppb v/v		74	70 - 130	2	25
Benzene	25.0	22.4		ppb v/v		90	68 - 134	5	25
Benzyl chloride	25.0	24.2		ppb v/v		97	70 - 130	1	25
Bromodichloromethane	25.0	24.6		ppb v/v		98	69 - 132	3	25
Bromoform	25.0	24.1		ppb v/v		96	70 - 130	0	25
Bromomethane	25.0	21.5		ppb v/v		86	65 - 130	0	25
cis-1,2-Dichloroethene	25.0	21.8		ppb v/v		87	70 - 130	1	25
cis-1,3-Dichloropropene	25.0	24.5		ppb v/v		98	70 - 134	5	25
Carbon disulfide	25.0	19.5		ppb v/v		78	70 - 130	1	25
Carbon tetrachloride	25.0	25.4		ppb v/v		102	68 - 133	4	25
Chlorobenzene	25.0	21.8		ppb v/v		87	70 - 130	0	25
Chloroethane	25.0	19.8		ppb v/v		79	66 - 134	1	25
Chloroform	25.0	22.9		ppb v/v		92	67 - 131	1	25
Chloromethane	25.0	25.5		ppb v/v		102	60 - 137	0	25
Dibromochloromethane	25.0	24.0		ppb v/v		96	70 - 130	0	25

Eurofins Albuquerque

### QC Sample Results

Client: Stantec Consulting Services Inc  
 Project/Site: Canada Mesa #2

Job ID: 885-38012-1

#### Method: TO-15 - Volatile Organic Compounds in Ambient Air (Continued)

Lab Sample ID: LCSD 570-659826/5

Client Sample ID: Lab Control Sample Dup

Matrix: Air

Prep Type: Total/NA

Analysis Batch: 659826

Analyte	Spike Added	LCSD Result	LCSD Qualifier	Unit	D	%Rec	%Rec Limits	RPD	RPD Limit
Dichlorodifluoromethane	25.0	21.2		ppb v/v		85	57 - 138	1	25
Dichlorotetrafluoroethane	25.0	20.6		ppb v/v		83	60 - 133	1	25
Ethylbenzene	25.0	21.4		ppb v/v		86	70 - 130	4	25
Hexachloro-1,3-butadiene	25.0	19.6		ppb v/v		78	58 - 130	1	25
Isopropanol	25.0	19.2	J	ppb v/v		77	64 - 133	0	25
Methylene Chloride	25.0	20.6		ppb v/v		83	65 - 130	0	25
Methyl-t-Butyl Ether (MTBE)	25.0	19.9		ppb v/v		80	70 - 130	1	25
n-Butylbenzene	25.0	20.3		ppb v/v		81	64 - 130	1	25
o-Xylene	25.0	21.2		ppb v/v		85	68 - 130	1	25
m,p-Xylene	50.0	44.0		ppb v/v		88	70 - 130	1	25
sec-Butylbenzene	25.0	21.4		ppb v/v		86	67 - 130	1	25
Styrene	25.0	23.0		ppb v/v		92	70 - 130	0	25
trans-1,2-Dichloroethene	25.0	20.4		ppb v/v		82	70 - 130	0	25
trans-1,3-Dichloropropene	25.0	23.5		ppb v/v		94	66 - 142	3	25
tert-Butylbenzene	25.0	21.4		ppb v/v		86	70 - 130	0	25
Tetrachloroethene	25.0	21.6		ppb v/v		87	70 - 130	2	25
Toluene	25.0	21.5		ppb v/v		86	70 - 130	0	25
Trichloroethene	25.0	23.7		ppb v/v		95	69 - 130	4	25
Trichlorofluoromethane	25.0	21.6		ppb v/v		86	62 - 139	0	25
Vinyl acetate	25.0	19.0		ppb v/v		76	64 - 139	0	25
Vinyl chloride	25.0	19.6		ppb v/v		78	65 - 130	1	25

Analyte	Spike Added	LCSD Result	LCSD Qualifier	Unit	D	%Rec	%Rec Limits	RPD	RPD Limit
1,1,1-Trichloroethane	25000000	23500000		ug/m3 (Air)		94	67 - 135	2	25
1,1,1,2,2-Tetrachloroethane	25000000	21500000		ug/m3 (Air)		86	70 - 130	1	25
1,1,1,2-Trichloro-1,1,2,2-trifluoroethane	25000000	21700000		ug/m3 (Air)		87	70 - 130	2	25
1,1,1,2-Trichloroethane	25000000	22400000		ug/m3 (Air)		90	69 - 131	3	25
1,1,1-Dichloroethane	25000000	18600000		ug/m3 (Air)		75	69 - 130	1	25
1,1,1-Dichloroethene	25000000	21100000		ug/m3 (Air)		84	64 - 135	0	25
1,1,1-Difluoroethane	25000000	18500000		ug/m3 (Air)		74	57 - 146	1	25
1,2,4-Trichlorobenzene	25000000	19800000		ug/m3 (Air)		79	51 - 134	1	25
1,2,4-Trimethylbenzene	25000000	21000000		ug/m3 (Air)		84	68 - 130	1	25
1,2-Dibromo-3-Chloropropane	25000000	21400000		ug/m3 (Air)		85	66 - 130	0	25
1,2-Dibromoethane	25000000	22800000		ug/m3 (Air)		91	70 - 130	2	25
1,2-Dichlorobenzene	25000000	19900000		ug/m3 (Air)		80	68 - 130	1	25
1,2-Dichloroethane	25000000	24600000		ug/m3 (Air)		99	65 - 136	0	25
1,2-Dichloropropane	25000000	22100000		ug/m3 (Air)		88	68 - 132	5	25
1,3,5-Trimethylbenzene	25000000	21300000		ug/m3 (Air)		85	69 - 130	1	25
1,3-Dichlorobenzene	25000000	20600000		ug/m3 (Air)		82	65 - 130	1	25
1,4-Dichlorobenzene	25000000	20600000		ug/m3 (Air)		82	64 - 130	0	25
2-Butanone (MEK)	25000000	19000000		ug/m3 (Air)		76	66 - 143	1	25
2-Hexanone	25000000	21100000		ug/m3 (Air)		85	64 - 139	3	25
4-Ethyltoluene	25000000	21000000		ug/m3 (Air)		84	69 - 130	3	25
4-Methyl-2-pentanone (MIBK)	25000000	23400000		ug/m3 (Air)		94	65 - 135	1	25
Acetone	25000000	18500000		ug/m3 (Air)		74	70 - 130	2	25
Benzene	25000000	22400000		ug/m3 (Air)		90	68 - 134	5	25
Benzyl chloride	25000000	24200000		ug/m3 (Air)		97	70 - 130	1	25
Bromodichloromethane	25000000	24600000		ug/m3 (Air)		98	69 - 132	3	25

Eurofins Albuquerque

### QC Sample Results

Client: Stantec Consulting Services Inc  
 Project/Site: Canada Mesa #2

Job ID: 885-38012-1

#### Method: TO-15 - Volatile Organic Compounds in Ambient Air (Continued)

Lab Sample ID: LCSD 570-659826/5

Client Sample ID: Lab Control Sample Dup

Matrix: Air

Prep Type: Total/NA

Analysis Batch: 659826

Analyte	Spike Added	LCSD Result	LCSD Qualifier	Unit	D	%Rec	%Rec Limits	RPD	RPD Limit
Bromoform	25000000	24100000		ug/m3 (Air)		96	70 - 130	0	25
Bromomethane	25000000	21500000		ug/m3 (Air)		86	65 - 130	0	25
cis-1,2-Dichloroethene	25000000	21800000		ug/m3 (Air)		87	70 - 130	1	25
cis-1,3-Dichloropropene	25000000	24500000		ug/m3 (Air)		98	70 - 134	5	25
Carbon disulfide	25000000	19500000		ug/m3 (Air)		78	70 - 130	1	25
Carbon tetrachloride	25000000	25400000		ug/m3 (Air)		102	68 - 133	4	25
Chlorobenzene	25000000	21800000		ug/m3 (Air)		87	70 - 130	0	25
Chloroethane	25000000	19800000		ug/m3 (Air)		79	66 - 134	1	25
Chloroform	25000000	22900000		ug/m3 (Air)		92	67 - 131	1	25
Chloromethane	25000000	25500000		ug/m3 (Air)		102	60 - 137	0	25
Dibromochloromethane	25000000	24000000		ug/m3 (Air)		96	70 - 130	0	25
Dichlorodifluoromethane	25000000	21200000		ug/m3 (Air)		85	57 - 138	1	25
Dichlorotetrafluoroethane	25000000	20600000		ug/m3 (Air)		83	60 - 133	1	25
Ethylbenzene	25000000	21400000		ug/m3 (Air)		86	70 - 130	4	25
Hexachloro-1,3-butadiene	25000000	19600000		ug/m3 (Air)		78	58 - 130	1	25
Isopropanol	25000000	19200000	J	ug/m3 (Air)		77	64 - 133	0	25
Methylene Chloride	25000000	20600000		ug/m3 (Air)		83	65 - 130	0	25
Methyl-t-Butyl Ether (MTBE)	25000000	19900000		ug/m3 (Air)		80	70 - 130	1	25
n-Butylbenzene	25000000	20300000		ug/m3 (Air)		81	64 - 130	1	25
o-Xylene	25000000	21200000		ug/m3 (Air)		85	68 - 130	1	25
m,p-Xylene	50000000	44000000		ug/m3 (Air)		88	70 - 130	1	25
sec-Butylbenzene	25000000	21400000		ug/m3 (Air)		86	67 - 130	1	25
Styrene	25000000	23000000		ug/m3 (Air)		92	70 - 130	0	25
trans-1,2-Dichloroethene	25000000	20400000		ug/m3 (Air)		82	70 - 130	0	25
trans-1,3-Dichloropropene	25000000	23500000		ug/m3 (Air)		94	66 - 142	3	25
tert-Butylbenzene	25000000	21400000		ug/m3 (Air)		86	70 - 130	0	25
Tetrachloroethene	25000000	21600000		ug/m3 (Air)		87	70 - 130	2	25
Toluene	25000000	21500000		ug/m3 (Air)		86	70 - 130	0	25
Trichloroethene	25000000	23700000		ug/m3 (Air)		95	69 - 130	4	25
Trichlorofluoromethane	25000000	21600000		ug/m3 (Air)		86	62 - 139	0	25
Vinyl acetate	25000000	19000000		ug/m3 (Air)		76	64 - 139	0	25
Vinyl chloride	25000000	19600000		ug/m3 (Air)		78	65 - 130	1	25

Surrogate	LCSD %Recovery	LCSD Qualifier	LCSD Limits
1,2-Dichloroethane-d4 (Surr)	104		66 - 132
4-Bromofluorobenzene (Surr)	100		70 - 130
Toluene-d8 (Surr)	100		70 - 130

#### Method: TO3 - Volatile Organic Compounds in Ambient Air, Cryogenic Pre-Conc Techniques (GC)

Lab Sample ID: MB 570-659890/3

Client Sample ID: Method Blank

Matrix: Air

Prep Type: Total/NA

Analysis Batch: 659890

Analyte	MB Result	MB Qualifier	RL	MDL	Unit	D	Prepared	Analyzed	Dil Fac
TPH (as Gasoline)	ND		2.0	0.98	ppm v/v			11/21/25 09:07	1

Eurofins Albuquerque

### QC Sample Results

Client: Stantec Consulting Services Inc  
 Project/Site: Canada Mesa #2

Job ID: 885-38012-1

**Method: TO3 - Volatile Organic Compounds in Ambient Air, Cryogenic Pre-Conc Techniques (GC)**  
 (Continued)

Lab Sample ID: MB 570-659890/3  
 Matrix: Air  
 Analysis Batch: 659890

Client Sample ID: Method Blank  
 Prep Type: Total/NA

Analyte	MB Result	MB Qualifier	RL	MDL	Unit	D	Prepared	Analyzed	Dil Fac
TPH (as Gasoline)	ND		200000000	980000000	ug/m3 (Air)			11/21/25 09:07	1
			0						

Lab Sample ID: LCS 570-659890/2  
 Matrix: Air  
 Analysis Batch: 659890

Client Sample ID: Lab Control Sample  
 Prep Type: Total/NA

Analyte	Spike Added	LCS Result	LCS Qualifier	Unit	D	%Rec	%Rec Limits
TPH (as Gasoline)	200	183		ppm v/v		91	80 - 120
Analyte	Spike Added	LCS Result	LCS Qualifier	Unit	D	%Rec	%Rec Limits
TPH (as Gasoline)	200000000	1830000000		ug/m3 (Air)		91	80 - 120
	000	00					

### QC Association Summary

Client: Stantec Consulting Services Inc  
Project/Site: Canada Mesa #2

Job ID: 885-38012-1

#### Air - GC/MS VOA

##### Analysis Batch: 659826

Lab Sample ID	Client Sample ID	Prep Type	Matrix	Method	Prep Batch
885-38012-1	Influent	Total/NA	Air	TO-15	
885-38012-2	Effluent	Total/NA	Air	TO-15	
885-38012-2 - DL	Effluent	Total/NA	Air	TO-15	
MB 570-659826/7	Method Blank	Total/NA	Air	TO-15	
LCS 570-659826/4	Lab Control Sample	Total/NA	Air	TO-15	
LCSD 570-659826/5	Lab Control Sample Dup	Total/NA	Air	TO-15	

#### Air - GC VOA

##### Analysis Batch: 659890

Lab Sample ID	Client Sample ID	Prep Type	Matrix	Method	Prep Batch
885-38012-1	Influent	Total/NA	Air	TO3	
885-38012-2	Effluent	Total/NA	Air	TO3	
MB 570-659890/3	Method Blank	Total/NA	Air	TO3	
LCS 570-659890/2	Lab Control Sample	Total/NA	Air	TO3	

### Lab Chronicle

Client: Stantec Consulting Services Inc  
 Project/Site: Canada Mesa #2

Job ID: 885-38012-1

**Client Sample ID: Influent**

**Lab Sample ID: 885-38012-1**

Date Collected: 11/19/25 10:08

Matrix: Air

Date Received: 11/20/25 07:50

Prep Type	Batch Type	Batch Method	Run	Dilution Factor	Batch Number	Batch Analyst	Lab	Prepared or Analyzed
Total/NA	Analysis	TO-15		125	659826	USQD	EET CAL 4	11/21/25 23:41
Total/NA	Analysis	TO3		1	659890	I9H5	EET CAL 4	11/21/25 12:23

**Client Sample ID: Effluent**

**Lab Sample ID: 885-38012-2**

Date Collected: 11/19/25 10:20

Matrix: Air

Date Received: 11/20/25 07:50

Prep Type	Batch Type	Batch Method	Run	Dilution Factor	Batch Number	Batch Analyst	Lab	Prepared or Analyzed
Total/NA	Analysis	TO-15		4.167	659826	USQD	EET CAL 4	11/21/25 22:59
Total/NA	Analysis	TO-15	DL	62.5	659826	USQD	EET CAL 4	11/22/25 07:25
Total/NA	Analysis	TO3		1	659890	I9H5	EET CAL 4	11/21/25 11:50

**Laboratory References:**

EET CAL 4 = Eurofins Calscience Tustin, 2841 Dow Avenue, Tustin, CA 92780, TEL (714)895-5494

### Accreditation/Certification Summary

Client: Stantec Consulting Services Inc  
 Project/Site: Canada Mesa #2

Job ID: 885-38012-1

#### Laboratory: Eurofins Calscience

All accreditations/certifications held by this laboratory are listed. Not all accreditations/certifications are applicable to this report.

Authority	Program	Identification Number	Expiration Date
A2LA	Dept. of Defense ELAP	7296.01	11-30-26
A2LA	ISO/IEC 17025	7296.01	11-30-26
Alaska (UST)	State	25-005	03-02-26
Arizona	State	AZ0830	11-17-26
California	Los Angeles County Sanitation Districts	9257304	07-31-26
California	SCAQMD LAP	17LA0919	11-30-25
California	State	3082	07-31-26
Kansas	NELAP	E-10420	07-31-26
Nevada	State	CA00111	07-31-26
Oregon	NELAP	4175	02-02-26
USDA	US Federal Programs	525-23-159-97150	06-08-26
Utah	NELAP	CA00111	02-28-26
Washington	State	C916	10-11-26

- 1
- 2
- 3
- 4
- 5
- 6
- 7
- 8
- 9
- 10
- 11





### Login Sample Receipt Checklist

Client: Stantec Consulting Services Inc

Job Number: 885-38012-1

**Login Number: 38012**

**List Source: Eurofins Albuquerque**

**List Number: 1**

**Creator: Casarrubias, Tracy**

Question	Answer	Comment
The cooler's custody seal, if present, is intact.	True	
Sample custody seals, if present, are intact.	True	
The cooler or samples do not appear to have been compromised or tampered with.	True	
Samples were received on ice.	False	Thermal preservation not required.
Cooler Temperature is acceptable.	True	
Cooler Temperature is recorded.	True	
COC is present.	True	
COC is filled out in ink and legible.	True	
COC is filled out with all pertinent information.	True	
Is the Field Sampler's name present on COC?	True	
There are no discrepancies between the containers received and the COC.	True	
Samples are received within Holding Time (excluding tests with immediate HTs)	True	
Sample containers have legible labels.	True	
Containers are not broken or leaking.	True	
Sample collection date/times are provided.	True	
Appropriate sample containers are used.	True	
Sample bottles are completely filled.	True	
Sample Preservation Verified.	N/A	
There is sufficient vol. for all requested analyses, incl. any requested MS/MSDs	True	
Containers requiring zero headspace have no headspace or bubble is <6mm (1/4").	True	
TCEQ Mtd 1005 soil sample was frozen/delivered for prep within 48H of sampling.	N/A	

### Login Sample Receipt Checklist

Client: Stantec Consulting Services Inc

Job Number: 885-38012-1

**Login Number: 38012**

**List Number: 2**

**Creator: Ferreira, Bruno**

**List Source: Eurofins Calscience**

**List Creation: 11/21/25 11:35 AM**

Question	Answer	Comment
Radioactivity wasn't checked or is <=/ background as measured by a survey meter.	N/A	
The cooler's custody seal, if present, is intact.	True	Seal present with no number.
Sample custody seals, if present, are intact.	True	
The cooler or samples do not appear to have been compromised or tampered with.	True	
Samples were received on ice.	N/A	Thermal preservation not required.
Cooler Temperature is acceptable.	N/A	
Cooler Temperature is recorded.	N/A	
COC is present.	True	
COC is filled out in ink and legible.	True	
COC is filled out with all pertinent information.	True	
Is the Field Sampler's name present on COC?	N/A	Received project as a subcontract.
There are no discrepancies between the containers received and the COC.	True	
Samples are received within Holding Time (excluding tests with immediate HTs)	True	
Sample containers have legible labels.	True	
Containers are not broken or leaking.	True	
Sample collection date/times are provided.	True	
Appropriate sample containers are used.	True	
Sample bottles are completely filled.	True	
Sample Preservation Verified.	True	
There is sufficient vol. for all requested analyses, incl. any requested MS/MSDs	True	
Containers requiring zero headspace have no headspace or bubble is <6mm (1/4").	True	
Multiphasic samples are not present.	True	
Samples do not require splitting or compositing.	True	
Residual Chlorine Checked.	N/A	



Environment Testing

- 1
- 2
- 3
- 4
- 5
- 6
- 7
- 8
- 9
- 10
- 11

# ANALYTICAL REPORT

## PREPARED FOR

Attn: Steve Varsa  
Stantec Consulting Services Inc  
11311 Aurora Avenue  
Des Moines, Iowa 50322-7904

Generated 12/9/2025 5:08:09 PM

## JOB DESCRIPTION

Canada Mesa

## JOB NUMBER

885-38424-1

Eurofins Albuquerque  
4901 Hawkins NE  
Albuquerque NM 87109



# Eurofins Albuquerque

## Job Notes

The test results in this report relate only to the samples as received by the laboratory and will meet all requirements of the methodology, with any exceptions noted. This report shall not be reproduced except in full, without the express written approval of the laboratory. All questions should be directed to the Eurofins Environment Testing South Central, LLC Project Manager.

## Authorization



Generated  
12/9/2025 5:08:09 PM

Authorized for release by  
Catherine Upton, Project Manager  
[Catherine.upton@et.eurofinsus.com](mailto:Catherine.upton@et.eurofinsus.com)  
(505)338-8837

Client: Stantec Consulting Services Inc  
Project/Site: Canada Mesa

Laboratory Job ID: 885-38424-1

- 1
- 2
- 3
- 4
- 5
- 6
- 7
- 8
- 9
- 10
- 11

# Table of Contents

Cover Page . . . . .	1
Table of Contents . . . . .	3
Definitions/Glossary . . . . .	4
Case Narrative . . . . .	5
Client Sample Results . . . . .	6
QC Sample Results . . . . .	10
QC Association Summary . . . . .	20
Lab Chronicle . . . . .	21
Certification Summary . . . . .	22
Chain of Custody . . . . .	23
Receipt Checklists . . . . .	25

## Definitions/Glossary

Client: Stantec Consulting Services Inc  
Project/Site: Canada Mesa

Job ID: 885-38424-1

## Qualifiers

## Air - GC/MS VOA

Qualifier	Qualifier Description
*+	LCS and/or LCSD is outside acceptance limits, high biased.
H	Sample was prepped or analyzed beyond the specified holding time. This does not meet regulatory requirements.
J	Result is less than the RL but greater than or equal to the MDL and the concentration is an approximate value.
S1+	Surrogate recovery exceeds control limits, high biased.

## Air - GC VOA

Qualifier	Qualifier Description
H	Sample was prepped or analyzed beyond the specified holding time. This does not meet regulatory requirements.

## Glossary

Abbreviation	These commonly used abbreviations may or may not be present in this report.
☼	Listed under the "D" column to designate that the result is reported on a dry weight basis
%R	Percent Recovery
CFL	Contains Free Liquid
CFU	Colony Forming Unit
CNF	Contains No Free Liquid
DER	Duplicate Error Ratio (normalized absolute difference)
Dil Fac	Dilution Factor
DL	Detection Limit (DoD/DOE)
DL, RA, RE, IN	Indicates a Dilution, Re-analysis, Re-extraction, or additional Initial metals/anion analysis of the sample
DLC	Decision Level Concentration (Radiochemistry)
EDL	Estimated Detection Limit (Dioxin)
LOD	Limit of Detection (DoD/DOE)
LOQ	Limit of Quantitation (DoD/DOE)
MCL	EPA recommended "Maximum Contaminant Level"
MDA	Minimum Detectable Activity (Radiochemistry)
MDC	Minimum Detectable Concentration (Radiochemistry)
MDL	Method Detection Limit
ML	Minimum Level (Dioxin)
MPN	Most Probable Number
MQL	Method Quantitation Limit
NC	Not Calculated
ND	Not Detected at the reporting limit (or MDL or EDL if shown)
NEG	Negative / Absent
POS	Positive / Present
PQL	Practical Quantitation Limit
PRES	Presumptive
QC	Quality Control
RER	Relative Error Ratio (Radiochemistry)
RL	Reporting Limit or Requested Limit (Radiochemistry)
RPD	Relative Percent Difference, a measure of the relative difference between two points
TEF	Toxicity Equivalent Factor (Dioxin)
TEQ	Toxicity Equivalent Quotient (Dioxin)
TNTC	Too Numerous To Count

Eurofins Albuquerque

## Case Narrative

Client: Stantec Consulting Services Inc  
Project: Canada Mesa

Job ID: 885-38424-1

**Job ID: 885-38424-1**

**Eurofins Albuquerque**

### Job Narrative 885-38424-1

The analytical test results presented in this report meet all requirements of the associated regulatory program listed on the Accreditation/Certification Summary Page, unless otherwise noted. Data qualifiers and/or narrative comments are included to explain any exceptions, if applicable. Regulated compliance samples (e.g. SDWA, NPDES) must comply with associated agency requirements/permits.

- Matrix-specific batch QC (e.g., MS, MSD, SD) may not be reported when insufficient sample volume is available or when site-specific QC samples are not submitted. In such cases, a Laboratory Control Sample Duplicate (LCSD) may be analyzed to provide precision data for the batch.
- For samples analyzed using surrogate and/or isotope dilution analytes, any recoveries falling outside of established acceptance criteria are re-prepared and/or re-analyzed to confirm results, unless the deviation is due to sample dilution or otherwise explained in the case narrative.

#### Receipt

The samples were received on 11/26/2025 6:40 AM. Unless otherwise noted below, the samples arrived in good condition, and, where required, properly preserved and on ice.

#### Receipt Exceptions

The following samples were received outside of holding time: Effluent (885-38424-1) and Influent (885-38424-2).

#### Air - GC/MS VOA

Method TO15\_PF: The laboratory control sample (LCS) and laboratory control sample duplicate (LCSD) for analytical batch 570-663660 recovered outside control limits for the following analytes: Benzyl chloride. These analytes were biased high in the LCS and were not detected in the associated samples; therefore, the data have been reported.

Method TO15\_PF: The following samples were received outside of holding time: Effluent (885-38424-1) and Influent (885-38424-2).

Method TO15\_PF: The following samples were received outside of holding time: Effluent (885-38424-1) and Influent (885-38424-2).

Method TO15\_PF: Surrogate recovery for the following sample was outside control limits: Influent (885-38424-2). Re-extraction and/or re-analysis was performed and surrogate recovery was outside control limits.

No additional analytical or quality issues were noted, other than those described above or in the Definitions/ Glossary page.

#### Air - GC VOA

Method TO3\_GC: The following samples were received outside of holding time: Effluent (885-38424-1) and Influent (885-38424-2).

No additional analytical or quality issues were noted, other than those described above or in the Definitions/ Glossary page.

Eurofins Albuquerque

### Client Sample Results

Client: Stantec Consulting Services Inc  
 Project/Site: Canada Mesa

Job ID: 885-38424-1

**Client Sample ID: Effluent**

**Lab Sample ID: 885-38424-1**

Date Collected: 11/25/25 08:00

Matrix: Air

Date Received: 11/26/25 06:40

Sample Container: Tedlar Bag 1L

**Method: EPA TO-15 - Volatile Organic Compounds in Ambient Air**

Analyte	Result	Qualifier	RL	MDL	Unit	D	Prepared	Analyzed	Dil Fac
1,1,1-Trichloroethane	ND	H	2.7	1.1	ug/m3			12/02/25 23:13	1
1,1,1,2-Tetrachloroethane	ND	H	6.9	1.3	ug/m3			12/02/25 23:13	1
1,1,1,2-Trichloro-1,2,2-trifluoroethane	ND	H	11	2.2	ug/m3			12/02/25 23:13	1
1,1,2-Trichloroethane	ND	H	2.7	1.3	ug/m3			12/02/25 23:13	1
1,1-Dichloroethane	ND	H	2.0	0.87	ug/m3			12/02/25 23:13	1
1,1-Dichloroethene	ND	H	2.0	0.87	ug/m3			12/02/25 23:13	1
1,1-Difluoroethane	ND	H	14	2.0	ug/m3			12/02/25 23:13	1
1,2,4-Trichlorobenzene	ND	H	15	7.5	ug/m3			12/02/25 23:13	1
<b>1,2,4-Trimethylbenzene</b>	<b>20</b>	<b>H</b>	7.4	2.1	ug/m3			12/02/25 23:13	1
1,2-Dibromo-3-Chloropropane	ND	H	4.8	2.9	ug/m3			12/02/25 23:13	1
1,2-Dibromoethane	ND	H	3.8	1.4	ug/m3			12/02/25 23:13	1
1,2-Dichlorobenzene	ND	H	3.0	1.6	ug/m3			12/02/25 23:13	1
1,2-Dichloroethane	ND	H	2.0	0.78	ug/m3			12/02/25 23:13	1
1,2-Dichloropropane	ND	H	2.3	0.90	ug/m3			12/02/25 23:13	1
<b>1,3,5-Trimethylbenzene</b>	<b>18</b>	<b>H</b>	2.5	1.0	ug/m3			12/02/25 23:13	1
1,3-Dichlorobenzene	ND	H	3.0	1.7	ug/m3			12/02/25 23:13	1
1,4-Dichlorobenzene	ND	H	3.0	1.8	ug/m3			12/02/25 23:13	1
<b>2-Butanone (MEK)</b>	<b>9.1</b>	<b>H</b>	4.4	1.8	ug/m3			12/02/25 23:13	1
2-Hexanone	ND	H	6.1	3.0	ug/m3			12/02/25 23:13	1
<b>4-Ethyltoluene</b>	<b>7.3</b>	<b>H</b>	2.5	1.1	ug/m3			12/02/25 23:13	1
4-Methyl-2-pentanone (MIBK)	ND	H	6.1	2.6	ug/m3			12/02/25 23:13	1
<b>Acetone</b>	<b>130</b>	<b>H</b>	12	1.9	ug/m3			12/02/25 23:13	1
Benzyl chloride	ND	H**	7.8	3.8	ug/m3			12/02/25 23:13	1
Bromodichloromethane	ND	H	3.4	1.2	ug/m3			12/02/25 23:13	1
Bromoform	ND	H	5.2	1.8	ug/m3			12/02/25 23:13	1
Bromomethane	ND	H	1.9	0.96	ug/m3			12/02/25 23:13	1
cis-1,2-Dichloroethene	ND	H	2.0	0.94	ug/m3			12/02/25 23:13	1
cis-1,3-Dichloropropene	ND	H	2.3	1.1	ug/m3			12/02/25 23:13	1
Carbon disulfide	ND	H	16	0.88	ug/m3			12/02/25 23:13	1
Carbon tetrachloride	ND	H	3.1	1.0	ug/m3			12/02/25 23:13	1
Chlorobenzene	ND	H	2.3	0.73	ug/m3			12/02/25 23:13	1
Chloroethane	ND	H	1.3	0.77	ug/m3			12/02/25 23:13	1
Chloroform	ND	H	2.4	1.1	ug/m3			12/02/25 23:13	1
Chloromethane	ND	H	1.0	0.62	ug/m3			12/02/25 23:13	1
Dibromochloromethane	ND	H	4.3	1.3	ug/m3			12/02/25 23:13	1
Dichlorodifluoromethane	ND	H	2.5	1.5	ug/m3			12/02/25 23:13	1
Dichlorotetrafluoroethane	ND	H	14	4.0	ug/m3			12/02/25 23:13	1
<b>Ethylbenzene</b>	<b>16</b>	<b>H</b>	2.2	0.90	ug/m3			12/02/25 23:13	1
Hexachloro-1,3-butadiene	ND	H	16	6.9	ug/m3			12/02/25 23:13	1
Isopropanol	ND	H	120	7.8	ug/m3			12/02/25 23:13	1
Methylene Chloride	ND	H	4.3	3.1	ug/m3			12/02/25 23:13	1
Methyl-t-Butyl Ether (MTBE)	ND	H	7.2	2.4	ug/m3			12/02/25 23:13	1
n-Butylbenzene	ND	H	8.2	3.0	ug/m3			12/02/25 23:13	1
<b>o-Xylene</b>	<b>29</b>	<b>H</b>	2.2	0.89	ug/m3			12/02/25 23:13	1
<b>m,p-Xylene</b>	<b>140</b>	<b>H</b>	8.7	2.4	ug/m3			12/02/25 23:13	1
sec-Butylbenzene	ND	H	8.2	2.3	ug/m3			12/02/25 23:13	1
Styrene	ND	H	6.4	2.2	ug/m3			12/02/25 23:13	1
trans-1,2-Dichloroethene	ND	H	2.0	0.89	ug/m3			12/02/25 23:13	1

Eurofins Albuquerque

### Client Sample Results

Client: Stantec Consulting Services Inc  
 Project/Site: Canada Mesa

Job ID: 885-38424-1

**Client Sample ID: Effluent**

**Lab Sample ID: 885-38424-1**

Date Collected: 11/25/25 08:00

Matrix: Air

Date Received: 11/26/25 06:40

Sample Container: Tedlar Bag 1L

**Method: EPA TO-15 - Volatile Organic Compounds in Ambient Air (Continued)**

Analyte	Result	Qualifier	RL	MDL	Unit	D	Prepared	Analyzed	Dil Fac
trans-1,3-Dichloropropene	ND	H	4.5	1.1	ug/m3			12/02/25 23:13	1
tert-Butylbenzene	ND	H	8.2	2.4	ug/m3			12/02/25 23:13	1
Tetrachloroethene	ND	H	3.4	1.5	ug/m3			12/02/25 23:13	1
<b>Toluene</b>	<b>49</b>	<b>H</b>	19	0.80	ug/m3			12/02/25 23:13	1
<b>Trichloroethene</b>	<b>26</b>	<b>H</b>	2.7	1.1	ug/m3			12/02/25 23:13	1
Trichlorofluoromethane	ND	H	5.6	1.3	ug/m3			12/02/25 23:13	1
Vinyl acetate	ND	H	7.0	2.2	ug/m3			12/02/25 23:13	1
Vinyl chloride	ND	H	1.3	0.67	ug/m3			12/02/25 23:13	1
<b>Surrogate</b>	<b>%Recovery</b>	<b>Qualifier</b>	<b>Limits</b>				<b>Prepared</b>	<b>Analyzed</b>	<b>Dil Fac</b>
1,2-Dichloroethane-d4 (Surr)	103		66 - 132					12/02/25 23:13	1
4-Bromofluorobenzene (Surr)	110		70 - 130					12/02/25 23:13	1
Toluene-d8 (Surr)	99		70 - 130					12/02/25 23:13	1

**Method: EPA TO-15 - Volatile Organic Compounds in Ambient Air - DL**

Analyte	Result	Qualifier	RL	MDL	Unit	D	Prepared	Analyzed	Dil Fac
<b>Benzene</b>	<b>360</b>	<b>H</b>	3.2	1.3	ug/m3			12/03/25 22:35	2
<b>Surrogate</b>	<b>%Recovery</b>	<b>Qualifier</b>	<b>Limits</b>				<b>Prepared</b>	<b>Analyzed</b>	<b>Dil Fac</b>
1,2-Dichloroethane-d4 (Surr)	98		66 - 132					12/03/25 22:35	2
4-Bromofluorobenzene (Surr)	126		70 - 130					12/03/25 22:35	2
Toluene-d8 (Surr)	98		70 - 130					12/03/25 22:35	2

**Method: EPA TO3 - Volatile Organic Compounds in Ambient Air, Cryogenic Pre-Conc Techniques (GC)**

Analyte	Result	Qualifier	RL	MDL	Unit	D	Prepared	Analyzed	Dil Fac
<b>TPH (as Gasoline)</b>	<b>20000</b>	<b>H</b>	8200	4000	ug/m3			12/02/25 14:12	1

Euofins Albuquerque

### Client Sample Results

Client: Stantec Consulting Services Inc  
 Project/Site: Canada Mesa

Job ID: 885-38424-1

**Client Sample ID: Influent**

**Lab Sample ID: 885-38424-2**

Date Collected: 11/25/25 08:05

Matrix: Air

Date Received: 11/26/25 06:40

Sample Container: Tedlar Bag 1L

**Method: EPA TO-15 - Volatile Organic Compounds in Ambient Air**

Analyte	Result	Qualifier	RL	MDL	Unit	D	Prepared	Analyzed	Dil Fac
1,1,1-Trichloroethane	ND	H	270	110	ug/m3			12/03/25 00:02	100
1,1,1,2-Tetrachloroethane	ND	H	690	130	ug/m3			12/03/25 00:02	100
1,1,1,2-Trichloro-1,2,2-trifluoroethane	ND	H	1100	220	ug/m3			12/03/25 00:02	100
1,1,2-Trichloroethane	ND	H	270	130	ug/m3			12/03/25 00:02	100
1,1-Dichloroethane	ND	H	200	87	ug/m3			12/03/25 00:02	100
1,1-Dichloroethene	ND	H	200	87	ug/m3			12/03/25 00:02	100
1,1-Difluoroethane	ND	H	1400	200	ug/m3			12/03/25 00:02	100
1,2,4-Trichlorobenzene	ND	H	1500	750	ug/m3			12/03/25 00:02	100
1,2,4-Trimethylbenzene	ND	H	740	210	ug/m3			12/03/25 00:02	100
1,2-Dibromo-3-Chloropropane	ND	H	480	290	ug/m3			12/03/25 00:02	100
1,2-Dibromoethane	ND	H	380	140	ug/m3			12/03/25 00:02	100
1,2-Dichlorobenzene	ND	H	300	160	ug/m3			12/03/25 00:02	100
1,2-Dichloroethane	ND	H	200	78	ug/m3			12/03/25 00:02	100
1,2-Dichloropropane	ND	H	230	90	ug/m3			12/03/25 00:02	100
<b>1,3,5-Trimethylbenzene</b>	<b>1100</b>	<b>H</b>	250	100	ug/m3			12/03/25 00:02	100
1,3-Dichlorobenzene	ND	H	300	170	ug/m3			12/03/25 00:02	100
1,4-Dichlorobenzene	ND	H	300	180	ug/m3			12/03/25 00:02	100
2-Butanone (MEK)	ND	H	440	180	ug/m3			12/03/25 00:02	100
2-Hexanone	ND	H	610	300	ug/m3			12/03/25 00:02	100
<b>4-Ethyltoluene</b>	<b>470</b>	<b>H</b>	250	110	ug/m3			12/03/25 00:02	100
4-Methyl-2-pentanone (MIBK)	ND	H	610	260	ug/m3			12/03/25 00:02	100
Acetone	ND	H	1200	190	ug/m3			12/03/25 00:02	100
Benzyl chloride	ND	H *+	780	380	ug/m3			12/03/25 00:02	100
Bromodichloromethane	ND	H	340	120	ug/m3			12/03/25 00:02	100
Bromoform	ND	H	520	180	ug/m3			12/03/25 00:02	100
Bromomethane	ND	H	190	96	ug/m3			12/03/25 00:02	100
cis-1,2-Dichloroethene	ND	H	200	94	ug/m3			12/03/25 00:02	100
cis-1,3-Dichloropropene	ND	H	230	110	ug/m3			12/03/25 00:02	100
Carbon disulfide	ND	H	1600	88	ug/m3			12/03/25 00:02	100
Carbon tetrachloride	ND	H	310	100	ug/m3			12/03/25 00:02	100
Chlorobenzene	ND	H	230	73	ug/m3			12/03/25 00:02	100
Chloroethane	ND	H	130	77	ug/m3			12/03/25 00:02	100
Chloroform	ND	H	240	110	ug/m3			12/03/25 00:02	100
Chloromethane	ND	H	100	62	ug/m3			12/03/25 00:02	100
Dibromochloromethane	ND	H	430	130	ug/m3			12/03/25 00:02	100
Dichlorodifluoromethane	ND	H	250	150	ug/m3			12/03/25 00:02	100
Dichlorotetrafluoroethane	ND	H	1400	400	ug/m3			12/03/25 00:02	100
<b>Ethylbenzene</b>	<b>3600</b>	<b>H</b>	220	90	ug/m3			12/03/25 00:02	100
Hexachloro-1,3-butadiene	ND	H	1600	690	ug/m3			12/03/25 00:02	100
Isopropanol	ND	H	12000	780	ug/m3			12/03/25 00:02	100
Methylene Chloride	ND	H	430	310	ug/m3			12/03/25 00:02	100
Methyl-t-Butyl Ether (MTBE)	ND	H	720	240	ug/m3			12/03/25 00:02	100
n-Butylbenzene	ND	H	820	300	ug/m3			12/03/25 00:02	100
<b>o-Xylene</b>	<b>4500</b>	<b>H</b>	220	89	ug/m3			12/03/25 00:02	100
<b>m,p-Xylene</b>	<b>31000</b>	<b>H</b>	870	240	ug/m3			12/03/25 00:02	100
sec-Butylbenzene	ND	H	820	230	ug/m3			12/03/25 00:02	100
Styrene	ND	H	640	220	ug/m3			12/03/25 00:02	100
trans-1,2-Dichloroethene	ND	H	200	89	ug/m3			12/03/25 00:02	100

Eurofins Albuquerque

### Client Sample Results

Client: Stantec Consulting Services Inc  
 Project/Site: Canada Mesa

Job ID: 885-38424-1

**Client Sample ID: Influent**

**Lab Sample ID: 885-38424-2**

Date Collected: 11/25/25 08:05

Matrix: Air

Date Received: 11/26/25 06:40

Sample Container: Tedlar Bag 1L

**Method: EPA TO-15 - Volatile Organic Compounds in Ambient Air (Continued)**

Analyte	Result	Qualifier	RL	MDL	Unit	D	Prepared	Analyzed	Dil Fac
trans-1,3-Dichloropropene	ND	H	450	110	ug/m3			12/03/25 00:02	100
tert-Butylbenzene	ND	H	820	240	ug/m3			12/03/25 00:02	100
Tetrachloroethene	ND	H	340	150	ug/m3			12/03/25 00:02	100
Toluene	ND	H	1900	80	ug/m3			12/03/25 00:02	100
Trichloroethene	ND	H	270	110	ug/m3			12/03/25 00:02	100
Trichlorofluoromethane	ND	H	560	130	ug/m3			12/03/25 00:02	100
Vinyl acetate	ND	H	700	220	ug/m3			12/03/25 00:02	100
Vinyl chloride	ND	H	130	67	ug/m3			12/03/25 00:02	100
Surrogate	%Recovery	Qualifier	Limits				Prepared	Analyzed	Dil Fac
1,2-Dichloroethane-d4 (Surr)	103		66 - 132					12/03/25 00:02	100
4-Bromofluorobenzene (Surr)	146	S1+	70 - 130					12/03/25 00:02	100
Toluene-d8 (Surr)	99		70 - 130					12/03/25 00:02	100

**Method: EPA TO-15 - Volatile Organic Compounds in Ambient Air - RA**

Analyte	Result	Qualifier	RL	MDL	Unit	D	Prepared	Analyzed	Dil Fac
<b>Benzene</b>	<b>270</b>	<b>H</b>	160	63	ug/m3			12/05/25 22:16	100
Surrogate	%Recovery	Qualifier	Limits				Prepared	Analyzed	Dil Fac
1,2-Dichloroethane-d4 (Surr)	99		66 - 132					12/05/25 22:16	100
4-Bromofluorobenzene (Surr)	142	S1+	70 - 130					12/05/25 22:16	100
Toluene-d8 (Surr)	99		70 - 130					12/05/25 22:16	100

**Method: EPA TO3 - Volatile Organic Compounds in Ambient Air, Cryogenic Pre-Conc Techniques (GC)**

Analyte	Result	Qualifier	RL	MDL	Unit	D	Prepared	Analyzed	Dil Fac
<b>TPH (as Gasoline)</b>	<b>2200000</b>	<b>H</b>	8200	4000	ug/m3			12/02/25 14:32	1

Eurofins Albuquerque

## QC Sample Results

Client: Stantec Consulting Services Inc  
Project/Site: Canada Mesa

Job ID: 885-38424-1

## Method: TO-15 - Volatile Organic Compounds in Ambient Air

Lab Sample ID: MB 570-663660/8

Matrix: Air

Analysis Batch: 663660

Client Sample ID: Method Blank

Prep Type: Total/NA

Analyte	MB Result	MB Qualifier	RL	MDL	Unit	D	Prepared	Analyzed	Dil Fac
1,1,1-Trichloroethane	ND		2.7	1.1	ug/m3			12/02/25 17:42	1
1,1,2,2-Tetrachloroethane	ND		6.9	1.3	ug/m3			12/02/25 17:42	1
1,1,2-Trichloro-1,2,2-trifluoroethane	ND		11	2.2	ug/m3			12/02/25 17:42	1
1,1,2-Trichloroethane	ND		2.7	1.3	ug/m3			12/02/25 17:42	1
1,1-Dichloroethane	ND		2.0	0.87	ug/m3			12/02/25 17:42	1
1,1-Dichloroethene	ND		2.0	0.87	ug/m3			12/02/25 17:42	1
1,1-Difluoroethane	ND		14	2.0	ug/m3			12/02/25 17:42	1
1,2,4-Trichlorobenzene	ND		15	7.5	ug/m3			12/02/25 17:42	1
1,2,4-Trimethylbenzene	ND		7.4	2.1	ug/m3			12/02/25 17:42	1
1,2-Dibromo-3-Chloropropane	ND		4.8	2.9	ug/m3			12/02/25 17:42	1
1,2-Dibromoethane	ND		3.8	1.4	ug/m3			12/02/25 17:42	1
1,2-Dichlorobenzene	ND		3.0	1.6	ug/m3			12/02/25 17:42	1
1,2-Dichloroethane	ND		2.0	0.78	ug/m3			12/02/25 17:42	1
1,2-Dichloropropane	ND		2.3	0.90	ug/m3			12/02/25 17:42	1
1,3,5-Trimethylbenzene	ND		2.5	1.0	ug/m3			12/02/25 17:42	1
1,3-Dichlorobenzene	ND		3.0	1.7	ug/m3			12/02/25 17:42	1
1,4-Dichlorobenzene	ND		3.0	1.8	ug/m3			12/02/25 17:42	1
2-Butanone (MEK)	ND		4.4	1.8	ug/m3			12/02/25 17:42	1
2-Hexanone	ND		6.1	3.0	ug/m3			12/02/25 17:42	1
4-Ethyltoluene	ND		2.5	1.1	ug/m3			12/02/25 17:42	1
4-Methyl-2-pentanone (MIBK)	ND		6.1	2.6	ug/m3			12/02/25 17:42	1
Acetone	ND		12	1.9	ug/m3			12/02/25 17:42	1
Benzene	ND		1.6	0.63	ug/m3			12/02/25 17:42	1
Benzyl chloride	ND		7.8	3.8	ug/m3			12/02/25 17:42	1
Bromodichloromethane	ND		3.4	1.2	ug/m3			12/02/25 17:42	1
Bromoform	ND		5.2	1.8	ug/m3			12/02/25 17:42	1
Bromomethane	ND		1.9	0.96	ug/m3			12/02/25 17:42	1
cis-1,2-Dichloroethene	ND		2.0	0.94	ug/m3			12/02/25 17:42	1
cis-1,3-Dichloropropene	ND		2.3	1.1	ug/m3			12/02/25 17:42	1
Carbon disulfide	ND		16	0.88	ug/m3			12/02/25 17:42	1
Carbon tetrachloride	ND		3.1	1.0	ug/m3			12/02/25 17:42	1
Chlorobenzene	ND		2.3	0.73	ug/m3			12/02/25 17:42	1
Chloroethane	ND		1.3	0.77	ug/m3			12/02/25 17:42	1
Chloroform	ND		2.4	1.1	ug/m3			12/02/25 17:42	1
Chloromethane	ND		1.0	0.62	ug/m3			12/02/25 17:42	1
Dibromochloromethane	ND		4.3	1.3	ug/m3			12/02/25 17:42	1
Dichlorodifluoromethane	ND		2.5	1.5	ug/m3			12/02/25 17:42	1
Dichlorotetrafluoroethane	ND		14	4.0	ug/m3			12/02/25 17:42	1
Ethylbenzene	ND		2.2	0.90	ug/m3			12/02/25 17:42	1
Hexachloro-1,3-butadiene	ND		16	6.9	ug/m3			12/02/25 17:42	1
Isopropanol	ND		120	7.8	ug/m3			12/02/25 17:42	1
Methylene Chloride	ND		4.3	3.1	ug/m3			12/02/25 17:42	1
Methyl-t-Butyl Ether (MTBE)	ND		7.2	2.4	ug/m3			12/02/25 17:42	1
n-Butylbenzene	ND		8.2	3.0	ug/m3			12/02/25 17:42	1
o-Xylene	ND		2.2	0.89	ug/m3			12/02/25 17:42	1
m,p-Xylene	ND		8.7	2.4	ug/m3			12/02/25 17:42	1
sec-Butylbenzene	ND		8.2	2.3	ug/m3			12/02/25 17:42	1
Styrene	ND		6.4	2.2	ug/m3			12/02/25 17:42	1

Eurofins Albuquerque

### QC Sample Results

Client: Stantec Consulting Services Inc  
 Project/Site: Canada Mesa

Job ID: 885-38424-1

#### Method: TO-15 - Volatile Organic Compounds in Ambient Air (Continued)

Lab Sample ID: MB 570-663660/8

Client Sample ID: Method Blank

Matrix: Air

Prep Type: Total/NA

Analysis Batch: 663660

Analyte	MB	MB	RL	MDL	Unit	D	Prepared	Analyzed	Dil Fac
	Result	Qualifier							
trans-1,2-Dichloroethene	ND		2.0	0.89	ug/m3			12/02/25 17:42	1
trans-1,3-Dichloropropene	ND		4.5	1.1	ug/m3			12/02/25 17:42	1
tert-Butylbenzene	ND		8.2	2.4	ug/m3			12/02/25 17:42	1
Tetrachloroethene	ND		3.4	1.5	ug/m3			12/02/25 17:42	1
Toluene	ND		19	0.80	ug/m3			12/02/25 17:42	1
Trichloroethene	ND		2.7	1.1	ug/m3			12/02/25 17:42	1
Trichlorofluoromethane	ND		5.6	1.3	ug/m3			12/02/25 17:42	1
Vinyl acetate	ND		7.0	2.2	ug/m3			12/02/25 17:42	1
Vinyl chloride	ND		1.3	0.67	ug/m3			12/02/25 17:42	1

Surrogate	MB	MB	Limits	Prepared	Analyzed	Dil Fac
	%Recovery	Qualifier				
1,2-Dichloroethane-d4 (Surr)	99		66 - 132		12/02/25 17:42	1
4-Bromofluorobenzene (Surr)	102		70 - 130		12/02/25 17:42	1
Toluene-d8 (Surr)	102		70 - 130		12/02/25 17:42	1

Lab Sample ID: LCS 570-663660/4

Client Sample ID: Lab Control Sample

Matrix: Air

Prep Type: Total/NA

Analysis Batch: 663660

Analyte	Spike Added	LCS	LCS	Unit	D	%Rec	%Rec Limits
		Result	Qualifier				
1,1,1-Trichloroethane	136	133		ug/m3		98	67 - 135
1,1,2,2-Tetrachloroethane	172	193		ug/m3		112	70 - 130
1,1,2-Trichloro-1,2,2-trifluoroethane	192	192		ug/m3		100	70 - 130
1,1,2-Trichloroethane	136	143		ug/m3		105	69 - 131
1,1-Dichloroethane	101	97.4		ug/m3		96	69 - 130
1,1-Dichloroethene	99.1	98.4		ug/m3		99	64 - 135
1,1-Difluoroethane	67.5	62.4		ug/m3		92	57 - 146
1,2,4-Trichlorobenzene	186	213		ug/m3		115	51 - 134
1,2,4-Trimethylbenzene	123	129		ug/m3		105	68 - 130
1,2-Dibromo-3-Chloropropane	242	231		ug/m3		96	66 - 130
1,2-Dibromoethane	192	205		ug/m3		107	70 - 130
1,2-Dichlorobenzene	150	154		ug/m3		102	68 - 130
1,2-Dichloroethane	101	93.8		ug/m3		93	65 - 136
1,2-Dichloropropane	116	117		ug/m3		101	68 - 132
1,3,5-Trimethylbenzene	123	132		ug/m3		107	69 - 130
1,3-Dichlorobenzene	150	155		ug/m3		103	65 - 130
1,4-Dichlorobenzene	150	156		ug/m3		103	64 - 130
2-Butanone (MEK)	73.7	69.2		ug/m3		94	66 - 143
2-Hexanone	102	112		ug/m3		109	64 - 139
4-Ethyltoluene	123	137		ug/m3		112	69 - 130
4-Methyl-2-pentanone (MIBK)	102	109		ug/m3		106	65 - 135
Acetone	59.4	53.4		ug/m3		90	70 - 130
Benzene	79.9	80.5		ug/m3		101	68 - 134
Benzyl chloride	129	170	*+	ug/m3		132	70 - 130
Bromodichloromethane	168	172		ug/m3		103	69 - 132
Bromoform	258	271		ug/m3		105	70 - 130
Bromomethane	97.1	103		ug/m3		106	65 - 130
cis-1,2-Dichloroethene	99.1	101		ug/m3		102	70 - 130

Eurofins Albuquerque

### QC Sample Results

Client: Stantec Consulting Services Inc  
 Project/Site: Canada Mesa

Job ID: 885-38424-1

#### Method: TO-15 - Volatile Organic Compounds in Ambient Air (Continued)

**Lab Sample ID: LCS 570-663660/4**  
**Matrix: Air**  
**Analysis Batch: 663660**

**Client Sample ID: Lab Control Sample**  
**Prep Type: Total/NA**

Analyte	Spike Added	LCS Result	LCS Qualifier	Unit	D	%Rec	%Rec Limits
cis-1,3-Dichloropropene	113	130		ug/m3		115	70 - 134
Carbon disulfide	77.9	68.9		ug/m3		89	70 - 130
Carbon tetrachloride	157	151		ug/m3		96	68 - 133
Chlorobenzene	115	121		ug/m3		106	70 - 130
Chloroethane	66.0	65.1		ug/m3		99	66 - 134
Chloroform	122	120		ug/m3		98	67 - 131
Chloromethane	51.6	45.0		ug/m3		87	60 - 137
Dibromochloromethane	213	221		ug/m3		104	70 - 130
Dichlorodifluoromethane	124	117		ug/m3		95	57 - 138
Dichlorotetrafluoroethane	175	171		ug/m3		98	60 - 133
Ethylbenzene	109	116		ug/m3		107	70 - 130
Hexachloro-1,3-butadiene	267	284		ug/m3		107	58 - 130
Isopropanol	61.5	60.2	J	ug/m3		98	64 - 133
Methylene Chloride	86.8	89.5		ug/m3		103	65 - 130
Methyl-t-Butyl Ether (MTBE)	90.1	90.1		ug/m3		100	70 - 130
n-Butylbenzene	137	141		ug/m3		103	64 - 130
o-Xylene	109	117		ug/m3		108	68 - 130
m,p-Xylene	217	235		ug/m3		108	70 - 130
sec-Butylbenzene	137	140		ug/m3		102	67 - 130
Styrene	106	134		ug/m3		125	70 - 130
trans-1,2-Dichloroethene	99.1	95.7		ug/m3		97	70 - 130
trans-1,3-Dichloropropene	113	123		ug/m3		108	66 - 142
tert-Butylbenzene	137	137		ug/m3		100	70 - 130
Tetrachloroethene	170	175		ug/m3		103	70 - 130
Toluene	94.2	97.5		ug/m3		104	70 - 130
Trichloroethene	134	135		ug/m3		100	69 - 130
Trichlorofluoromethane	140	132		ug/m3		94	62 - 139
Vinyl acetate	88.0	87.0		ug/m3		99	64 - 139
Vinyl chloride	63.9	62.7		ug/m3		98	65 - 130

Surrogate	LCS %Recovery	LCS Qualifier	Limits
1,2-Dichloroethane-d4 (Surr)	95		66 - 132
4-Bromofluorobenzene (Surr)	99		70 - 130
Toluene-d8 (Surr)	99		70 - 130

**Lab Sample ID: LCSD 570-663660/5**  
**Matrix: Air**  
**Analysis Batch: 663660**

**Client Sample ID: Lab Control Sample Dup**  
**Prep Type: Total/NA**

Analyte	Spike Added	LCSD Result	LCSD Qualifier	Unit	D	%Rec	%Rec Limits	RPD	RPD Limit
1,1,1-Trichloroethane	136	134		ug/m3		98	67 - 135	0	25
1,1,2,2-Tetrachloroethane	172	186		ug/m3		108	70 - 130	4	25
1,1,2-Trichloro-1,2,2-trifluoroethane	192	191		ug/m3		100	70 - 130	0	25
1,1,2-Trichloroethane	136	142		ug/m3		104	69 - 131	1	25
1,1-Dichloroethane	101	98.5		ug/m3		97	69 - 130	1	25
1,1-Dichloroethene	99.1	99.6		ug/m3		100	64 - 135	1	25
1,1-Difluoroethane	67.5	63.6		ug/m3		94	57 - 146	2	25
1,2,4-Trichlorobenzene	186	220		ug/m3		119	51 - 134	3	25

Eurofins Albuquerque

## QC Sample Results

Client: Stantec Consulting Services Inc  
Project/Site: Canada Mesa

Job ID: 885-38424-1

## Method: TO-15 - Volatile Organic Compounds in Ambient Air (Continued)

Lab Sample ID: LCSD 570-663660/5

Client Sample ID: Lab Control Sample Dup

Matrix: Air

Prep Type: Total/NA

Analysis Batch: 663660

Analyte	Spike	LCSD	LCSD	Unit	D	%Rec	%Rec	RPD	RPD
	Added	Result	Qualifier				Limits		Limit
1,2,4-Trimethylbenzene	123	125		ug/m3		101	68 - 130	4	25
1,2-Dibromo-3-Chloropropane	242	230		ug/m3		95	66 - 130	0	25
1,2-Dibromoethane	192	203		ug/m3		106	70 - 130	1	25
1,2-Dichlorobenzene	150	150		ug/m3		100	68 - 130	2	25
1,2-Dichloroethane	101	96.0		ug/m3		95	65 - 136	2	25
1,2-Dichloropropane	116	118		ug/m3		102	68 - 132	1	25
1,3,5-Trimethylbenzene	123	128		ug/m3		104	69 - 130	3	25
1,3-Dichlorobenzene	150	154		ug/m3		103	65 - 130	0	25
1,4-Dichlorobenzene	150	156		ug/m3		104	64 - 130	0	25
2-Butanone (MEK)	73.7	72.2		ug/m3		98	66 - 143	4	25
2-Hexanone	102	112		ug/m3		109	64 - 139	0	25
4-Ethyltoluene	123	134		ug/m3		109	69 - 130	3	25
4-Methyl-2-pentanone (MIBK)	102	109		ug/m3		106	65 - 135	0	25
Acetone	59.4	57.0		ug/m3		96	70 - 130	6	25
Benzene	79.9	80.2		ug/m3		100	68 - 134	0	25
Benzyl chloride	129	170	*+	ug/m3		131	70 - 130	0	25
Bromodichloromethane	168	171		ug/m3		102	69 - 132	1	25
Bromoform	258	260		ug/m3		101	70 - 130	4	25
Bromomethane	97.1	104		ug/m3		107	65 - 130	1	25
cis-1,2-Dichloroethene	99.1	105		ug/m3		105	70 - 130	3	25
cis-1,3-Dichloropropene	113	131		ug/m3		115	70 - 134	0	25
Carbon disulfide	77.9	70.3		ug/m3		90	70 - 130	2	25
Carbon tetrachloride	157	150		ug/m3		96	68 - 133	0	25
Chlorobenzene	115	118		ug/m3		102	70 - 130	3	25
Chloroethane	66.0	67.8		ug/m3		103	66 - 134	4	25
Chloroform	122	120		ug/m3		99	67 - 131	0	25
Chloromethane	51.6	46.4		ug/m3		90	60 - 137	3	25
Dibromochloromethane	213	215		ug/m3		101	70 - 130	3	25
Dichlorodifluoromethane	124	118		ug/m3		96	57 - 138	1	25
Dichlorotetrafluoroethane	175	172		ug/m3		99	60 - 133	1	25
Ethylbenzene	109	112		ug/m3		104	70 - 130	3	25
Hexachloro-1,3-butadiene	267	274		ug/m3		103	58 - 130	4	25
Isopropanol	61.5	62.5	J	ug/m3		102	64 - 133	4	25
Methylene Chloride	86.8	90.6		ug/m3		104	65 - 130	1	25
Methyl-t-Butyl Ether (MTBE)	90.1	90.3		ug/m3		100	70 - 130	0	25
n-Butylbenzene	137	139		ug/m3		101	64 - 130	2	25
o-Xylene	109	110		ug/m3		102	68 - 130	6	25
m,p-Xylene	217	227		ug/m3		105	70 - 130	3	25
sec-Butylbenzene	137	135		ug/m3		98	67 - 130	4	25
Styrene	106	126		ug/m3		118	70 - 130	6	25
trans-1,2-Dichloroethene	99.1	96.7		ug/m3		98	70 - 130	1	25
trans-1,3-Dichloropropene	113	125		ug/m3		110	66 - 142	2	25
tert-Butylbenzene	137	132		ug/m3		96	70 - 130	4	25
Tetrachloroethene	170	168		ug/m3		99	70 - 130	4	25
Toluene	94.2	94.5		ug/m3		100	70 - 130	3	25
Trichloroethene	134	135		ug/m3		101	69 - 130	0	25
Trichlorofluoromethane	140	133		ug/m3		95	62 - 139	1	25
Vinyl acetate	88.0	89.8		ug/m3		102	64 - 139	3	25
Vinyl chloride	63.9	64.5		ug/m3		101	65 - 130	3	25

Eurofins Albuquerque

### QC Sample Results

Client: Stantec Consulting Services Inc  
 Project/Site: Canada Mesa

Job ID: 885-38424-1

#### Method: TO-15 - Volatile Organic Compounds in Ambient Air (Continued)

Surrogate	LCSD		Limits
	%Recovery	Qualifier	
1,2-Dichloroethane-d4 (Surr)	99		66 - 132
4-Bromofluorobenzene (Surr)	100		70 - 130
Toluene-d8 (Surr)	102		70 - 130

Lab Sample ID: MB 570-664252/8  
 Matrix: Air  
 Analysis Batch: 664252

Client Sample ID: Method Blank  
 Prep Type: Total/NA

Analyte	MB		RL	MDL	Unit	D	Prepared	Analyzed	Dil Fac
	Result	Qualifier							
Benzene	ND		1.6	0.63	ug/m3			12/03/25 21:03	1

Surrogate	MB		Limits	Prepared	Analyzed	Dil Fac
	%Recovery	Qualifier				
1,2-Dichloroethane-d4 (Surr)	96		66 - 132		12/03/25 21:03	1
4-Bromofluorobenzene (Surr)	99		70 - 130		12/03/25 21:03	1
Toluene-d8 (Surr)	97		70 - 130		12/03/25 21:03	1

Lab Sample ID: LCS 570-664252/4  
 Matrix: Air  
 Analysis Batch: 664252

Client Sample ID: Lab Control Sample  
 Prep Type: Total/NA

Analyte	Spike Added	LCS		Unit	D	%Rec	%Rec Limits
		Result	Qualifier				
Benzene	79.9	63.8		ug/m3		80	68 - 134

Surrogate	LCS		Limits
	%Recovery	Qualifier	
1,2-Dichloroethane-d4 (Surr)	98		66 - 132
4-Bromofluorobenzene (Surr)	99		70 - 130
Toluene-d8 (Surr)	101		70 - 130

Lab Sample ID: LCSD 570-664252/5  
 Matrix: Air  
 Analysis Batch: 664252

Client Sample ID: Lab Control Sample Dup  
 Prep Type: Total/NA

Analyte	Spike Added	LCSD		Unit	D	%Rec	%Rec Limits	RPD	Limit
		Result	Qualifier						
Benzene	79.9	58.0		ug/m3		73	68 - 134	10	25

Surrogate	LCSD		Limits
	%Recovery	Qualifier	
1,2-Dichloroethane-d4 (Surr)	101		66 - 132
4-Bromofluorobenzene (Surr)	99		70 - 130
Toluene-d8 (Surr)	100		70 - 130

Lab Sample ID: MB 570-665421/7  
 Matrix: Air  
 Analysis Batch: 665421

Client Sample ID: Method Blank  
 Prep Type: Total/NA

Analyte	MB		RL	MDL	Unit	D	Prepared	Analyzed	Dil Fac
	Result	Qualifier							
1,1,1-Trichloroethane	ND		2.7	1.1	ug/m3			12/05/25 20:46	1
1,1,2,2-Tetrachloroethane	ND		6.9	1.3	ug/m3			12/05/25 20:46	1
1,1,2-Trichloro-1,2,2-trifluoroethane	ND		11	2.2	ug/m3			12/05/25 20:46	1
1,1,2-Trichloroethane	ND		2.7	1.3	ug/m3			12/05/25 20:46	1
1,1-Dichloroethane	ND		2.0	0.87	ug/m3			12/05/25 20:46	1
1,1-Dichloroethene	ND		2.0	0.87	ug/m3			12/05/25 20:46	1

Eurofins Albuquerque

## QC Sample Results

Client: Stantec Consulting Services Inc  
Project/Site: Canada Mesa

Job ID: 885-38424-1

## Method: TO-15 - Volatile Organic Compounds in Ambient Air (Continued)

Lab Sample ID: MB 570-665421/7

Matrix: Air

Analysis Batch: 665421

Client Sample ID: Method Blank

Prep Type: Total/NA

Analyte	MB	MB	RL	MDL	Unit	D	Prepared	Analyzed	Dil Fac
	Result	Qualifier							
1,1-Difluoroethane	ND		14	2.0	ug/m3			12/05/25 20:46	1
1,2,4-Trichlorobenzene	ND		15	7.5	ug/m3			12/05/25 20:46	1
1,2,4-Trimethylbenzene	ND		7.4	2.1	ug/m3			12/05/25 20:46	1
1,2-Dibromo-3-Chloropropane	ND		4.8	2.9	ug/m3			12/05/25 20:46	1
1,2-Dibromoethane	ND		3.8	1.4	ug/m3			12/05/25 20:46	1
1,2-Dichlorobenzene	ND		3.0	1.6	ug/m3			12/05/25 20:46	1
1,2-Dichloroethane	ND		2.0	0.78	ug/m3			12/05/25 20:46	1
1,2-Dichloropropane	ND		2.3	0.90	ug/m3			12/05/25 20:46	1
1,3,5-Trimethylbenzene	ND		2.5	1.0	ug/m3			12/05/25 20:46	1
1,3-Dichlorobenzene	ND		3.0	1.7	ug/m3			12/05/25 20:46	1
1,4-Dichlorobenzene	ND		3.0	1.8	ug/m3			12/05/25 20:46	1
2-Butanone (MEK)	ND		4.4	1.8	ug/m3			12/05/25 20:46	1
2-Hexanone	ND		6.1	3.0	ug/m3			12/05/25 20:46	1
4-Ethyltoluene	ND		2.5	1.1	ug/m3			12/05/25 20:46	1
4-Methyl-2-pentanone (MIBK)	ND		6.1	2.6	ug/m3			12/05/25 20:46	1
Acetone	ND		12	1.9	ug/m3			12/05/25 20:46	1
Benzene	ND		1.6	0.63	ug/m3			12/05/25 20:46	1
Benzyl chloride	ND		7.8	3.8	ug/m3			12/05/25 20:46	1
Bromodichloromethane	ND		3.4	1.2	ug/m3			12/05/25 20:46	1
Bromoform	ND		5.2	1.8	ug/m3			12/05/25 20:46	1
Bromomethane	ND		1.9	0.96	ug/m3			12/05/25 20:46	1
cis-1,2-Dichloroethene	ND		2.0	0.94	ug/m3			12/05/25 20:46	1
cis-1,3-Dichloropropene	ND		2.3	1.1	ug/m3			12/05/25 20:46	1
Carbon disulfide	ND		16	0.88	ug/m3			12/05/25 20:46	1
Carbon tetrachloride	ND		3.1	1.0	ug/m3			12/05/25 20:46	1
Chlorobenzene	ND		2.3	0.73	ug/m3			12/05/25 20:46	1
Chloroethane	ND		1.3	0.77	ug/m3			12/05/25 20:46	1
Chloroform	ND		2.4	1.1	ug/m3			12/05/25 20:46	1
Chloromethane	ND		1.0	0.62	ug/m3			12/05/25 20:46	1
Dibromochloromethane	ND		4.3	1.3	ug/m3			12/05/25 20:46	1
Dichlorodifluoromethane	ND		2.5	1.5	ug/m3			12/05/25 20:46	1
Dichlorotetrafluoroethane	ND		14	4.0	ug/m3			12/05/25 20:46	1
Ethylbenzene	ND		2.2	0.90	ug/m3			12/05/25 20:46	1
Hexachloro-1,3-butadiene	ND		16	6.9	ug/m3			12/05/25 20:46	1
Isopropanol	ND		120	7.8	ug/m3			12/05/25 20:46	1
Methylene Chloride	ND		4.3	3.1	ug/m3			12/05/25 20:46	1
Methyl-t-Butyl Ether (MTBE)	ND		7.2	2.4	ug/m3			12/05/25 20:46	1
n-Butylbenzene	ND		8.2	3.0	ug/m3			12/05/25 20:46	1
o-Xylene	ND		2.2	0.89	ug/m3			12/05/25 20:46	1
m,p-Xylene	ND		8.7	2.4	ug/m3			12/05/25 20:46	1
sec-Butylbenzene	ND		8.2	2.3	ug/m3			12/05/25 20:46	1
Styrene	ND		6.4	2.2	ug/m3			12/05/25 20:46	1
trans-1,2-Dichloroethene	ND		2.0	0.89	ug/m3			12/05/25 20:46	1
trans-1,3-Dichloropropene	ND		4.5	1.1	ug/m3			12/05/25 20:46	1
tert-Butylbenzene	ND		8.2	2.4	ug/m3			12/05/25 20:46	1
Tetrachloroethene	ND		3.4	1.5	ug/m3			12/05/25 20:46	1
Toluene	ND		19	0.80	ug/m3			12/05/25 20:46	1
Trichloroethene	ND		2.7	1.1	ug/m3			12/05/25 20:46	1
Trichlorofluoromethane	ND		5.6	1.3	ug/m3			12/05/25 20:46	1

Eurofins Albuquerque

### QC Sample Results

Client: Stantec Consulting Services Inc  
 Project/Site: Canada Mesa

Job ID: 885-38424-1

#### Method: TO-15 - Volatile Organic Compounds in Ambient Air (Continued)

Lab Sample ID: MB 570-665421/7

Client Sample ID: Method Blank

Matrix: Air

Prep Type: Total/NA

Analysis Batch: 665421

Analyte	MB	MB	RL	MDL	Unit	D	Prepared	Analyzed	Dil Fac
	Result	Qualifier							
Vinyl acetate	ND		7.0	2.2	ug/m3			12/05/25 20:46	1
Vinyl chloride	ND		1.3	0.67	ug/m3			12/05/25 20:46	1

Surrogate	MB	MB	Limits	Prepared	Analyzed	Dil Fac
	%Recovery	Qualifier				
1,2-Dichloroethane-d4 (Surr)	98		66 - 132		12/05/25 20:46	1
4-Bromofluorobenzene (Surr)	102		70 - 130		12/05/25 20:46	1
Toluene-d8 (Surr)	101		70 - 130		12/05/25 20:46	1

Lab Sample ID: LCS 570-665421/3

Client Sample ID: Lab Control Sample

Matrix: Air

Prep Type: Total/NA

Analysis Batch: 665421

Analyte	Spike Added	LCS	LCS	Unit	D	%Rec	%Rec Limits
		Result	Qualifier				
1,1,1-Trichloroethane	136	136		ug/m3		100	67 - 135
1,1,2,2-Tetrachloroethane	172	200		ug/m3		117	70 - 130
1,1,2-Trichloro-1,2,2-trifluoroethane	192	197		ug/m3		103	70 - 130
1,1,2-Trichloroethane	136	146		ug/m3		107	69 - 131
1,1-Dichloroethane	101	102		ug/m3		101	69 - 130
1,1-Dichloroethene	99.1	98.4		ug/m3		99	64 - 135
1,1-Difluoroethane	67.5	66.0		ug/m3		98	57 - 146
1,2,4-Trichlorobenzene	186	192		ug/m3		104	51 - 134
1,2,4-Trimethylbenzene	123	134		ug/m3		109	68 - 130
1,2-Dibromo-3-Chloropropane	242	252		ug/m3		104	66 - 130
1,2-Dibromoethane	192	215		ug/m3		112	70 - 130
1,2-Dichlorobenzene	150	156		ug/m3		104	68 - 130
1,2-Dichloroethane	101	96.6		ug/m3		95	65 - 136
1,2-Dichloropropane	116	119		ug/m3		103	68 - 132
1,3,5-Trimethylbenzene	123	136		ug/m3		111	69 - 130
1,3-Dichlorobenzene	150	155		ug/m3		103	65 - 130
1,4-Dichlorobenzene	150	156		ug/m3		104	64 - 130
2-Butanone (MEK)	73.7	71.5		ug/m3		97	66 - 143
2-Hexanone	102	112		ug/m3		110	64 - 139
4-Ethyltoluene	123	140		ug/m3		114	69 - 130
4-Methyl-2-pentanone (MIBK)	102	106		ug/m3		104	65 - 135
Acetone	59.4	57.0		ug/m3		96	70 - 130
Benzene	79.9	82.5		ug/m3		103	68 - 134
Benzyl chloride	129	146		ug/m3		113	70 - 130
Bromodichloromethane	168	171		ug/m3		102	69 - 132
Bromoform	258	278		ug/m3		108	70 - 130
Bromomethane	97.1	100		ug/m3		103	65 - 130
cis-1,2-Dichloroethene	99.1	103		ug/m3		104	70 - 130
cis-1,3-Dichloropropene	113	121		ug/m3		106	70 - 134
Carbon disulfide	77.9	81.9		ug/m3		105	70 - 130
Carbon tetrachloride	157	155		ug/m3		99	68 - 133
Chlorobenzene	115	125		ug/m3		109	70 - 130
Chloroethane	66.0	67.5		ug/m3		102	66 - 134
Chloroform	122	123		ug/m3		101	67 - 131
Chloromethane	51.6	48.4		ug/m3		94	60 - 137

Eurofins Albuquerque

### QC Sample Results

Client: Stantec Consulting Services Inc  
 Project/Site: Canada Mesa

Job ID: 885-38424-1

#### Method: TO-15 - Volatile Organic Compounds in Ambient Air (Continued)

Lab Sample ID: LCS 570-665421/3

Matrix: Air

Analysis Batch: 665421

Client Sample ID: Lab Control Sample

Prep Type: Total/NA

Analyte	Spike Added	LCS Result	LCS Qualifier	Unit	D	%Rec	%Rec Limits
Dibromochloromethane	213	233		ug/m3		109	70 - 130
Dichlorodifluoromethane	124	121		ug/m3		98	57 - 138
Dichlorotetrafluoroethane	175	180		ug/m3		103	60 - 133
Ethylbenzene	109	121		ug/m3		112	70 - 130
Hexachloro-1,3-butadiene	267	265		ug/m3		100	58 - 130
Isopropanol	61.5	59.9	J	ug/m3		97	64 - 133
Methylene Chloride	86.8	89.2		ug/m3		103	65 - 130
Methyl-t-Butyl Ether (MTBE)	90.1	92.3		ug/m3		102	70 - 130
n-Butylbenzene	137	153		ug/m3		112	64 - 130
o-Xylene	109	123		ug/m3		113	68 - 130
m,p-Xylene	217	246		ug/m3		113	70 - 130
sec-Butylbenzene	137	153		ug/m3		111	67 - 130
Styrene	106	125		ug/m3		117	70 - 130
trans-1,2-Dichloroethene	99.1	105		ug/m3		106	70 - 130
trans-1,3-Dichloropropene	113	120		ug/m3		106	66 - 142
tert-Butylbenzene	137	150		ug/m3		109	70 - 130
Tetrachloroethene	170	183		ug/m3		108	70 - 130
Toluene	94.2	103		ug/m3		109	70 - 130
Trichloroethene	134	138		ug/m3		103	69 - 130
Trichlorofluoromethane	140	139		ug/m3		99	62 - 139
Vinyl acetate	88.0	86.4		ug/m3		98	64 - 139
Vinyl chloride	63.9	64.1		ug/m3		100	65 - 130

Surrogate	LCS %Recovery	LCS Qualifier	Limits
1,2-Dichloroethane-d4 (Surr)	94		66 - 132
4-Bromofluorobenzene (Surr)	96		70 - 130
Toluene-d8 (Surr)	99		70 - 130

Lab Sample ID: LCSD 570-665421/4

Matrix: Air

Analysis Batch: 665421

Client Sample ID: Lab Control Sample Dup

Prep Type: Total/NA

Analyte	Spike Added	LCSD Result	LCSD Qualifier	Unit	D	%Rec	%Rec Limits	RPD	RPD Limit
1,1,1-Trichloroethane	136	135		ug/m3		99	67 - 135	1	25
1,1,2,2-Tetrachloroethane	172	189		ug/m3		110	70 - 130	6	25
1,1,2-Trichloro-1,2,2-trifluoroethane	192	195		ug/m3		102	70 - 130	1	25
1,1,2-Trichloroethane	136	143		ug/m3		105	69 - 131	2	25
1,1-Dichloroethane	101	101		ug/m3		100	69 - 130	1	25
1,1-Dichloroethene	99.1	98.8		ug/m3		100	64 - 135	0	25
1,1-Difluoroethane	67.5	66.2		ug/m3		98	57 - 146	0	25
1,2,4-Trichlorobenzene	186	198		ug/m3		107	51 - 134	3	25
1,2,4-Trimethylbenzene	123	128		ug/m3		104	68 - 130	5	25
1,2-Dibromo-3-Chloropropane	242	248		ug/m3		102	66 - 130	2	25
1,2-Dibromoethane	192	208		ug/m3		108	70 - 130	3	25
1,2-Dichlorobenzene	150	151		ug/m3		100	68 - 130	4	25
1,2-Dichloroethane	101	95.4		ug/m3		94	65 - 136	1	25
1,2-Dichloropropane	116	120		ug/m3		104	68 - 132	1	25
1,3,5-Trimethylbenzene	123	130		ug/m3		106	69 - 130	5	25

Eurofins Albuquerque

## QC Sample Results

Client: Stantec Consulting Services Inc  
Project/Site: Canada Mesa

Job ID: 885-38424-1

## Method: TO-15 - Volatile Organic Compounds in Ambient Air (Continued)

Lab Sample ID: LCSD 570-665421/4

Matrix: Air

Analysis Batch: 665421

Client Sample ID: Lab Control Sample Dup

Prep Type: Total/NA

Analyte	Spike	LCSD	LCSD	Unit	D	%Rec	%Rec	RPD	RPD
	Added	Result	Qualifier				Limits		Limit
1,3-Dichlorobenzene	150	154		ug/m3		102	65 - 130	1	25
1,4-Dichlorobenzene	150	155		ug/m3		103	64 - 130	1	25
2-Butanone (MEK)	73.7	72.2		ug/m3		98	66 - 143	1	25
2-Hexanone	102	111		ug/m3		109	64 - 139	1	25
4-Ethyltoluene	123	135		ug/m3		110	69 - 130	4	25
4-Methyl-2-pentanone (MIBK)	102	107		ug/m3		104	65 - 135	0	25
Acetone	59.4	59.5		ug/m3		100	70 - 130	4	25
Benzene	79.9	82.3		ug/m3		103	68 - 134	0	25
Benzyl chloride	129	144		ug/m3		111	70 - 130	2	25
Bromodichloromethane	168	170		ug/m3		101	69 - 132	1	25
Bromoform	258	272		ug/m3		105	70 - 130	2	25
Bromomethane	97.1	99.4		ug/m3		102	65 - 130	1	25
cis-1,2-Dichloroethene	99.1	104		ug/m3		105	70 - 130	1	25
cis-1,3-Dichloropropene	113	122		ug/m3		108	70 - 134	1	25
Carbon disulfide	77.9	80.4		ug/m3		103	70 - 130	2	25
Carbon tetrachloride	157	153		ug/m3		97	68 - 133	2	25
Chlorobenzene	115	125		ug/m3		109	70 - 130	0	25
Chloroethane	66.0	66.0		ug/m3		100	66 - 134	2	25
Chloroform	122	122		ug/m3		100	67 - 131	1	25
Chloromethane	51.6	49.5		ug/m3		96	60 - 137	2	25
Dibromochloromethane	213	222		ug/m3		104	70 - 130	5	25
Dichlorodifluoromethane	124	119		ug/m3		96	57 - 138	2	25
Dichlorotetrafluoroethane	175	175		ug/m3		100	60 - 133	3	25
Ethylbenzene	109	118		ug/m3		108	70 - 130	3	25
Hexachloro-1,3-butadiene	267	256		ug/m3		96	58 - 130	4	25
Isopropanol	61.5	60.3	J	ug/m3		98	64 - 133	1	25
Methylene Chloride	86.8	89.6		ug/m3		103	65 - 130	0	25
Methyl-t-Butyl Ether (MTBE)	90.1	91.6		ug/m3		102	70 - 130	1	25
n-Butylbenzene	137	148		ug/m3		108	64 - 130	3	25
o-Xylene	109	117		ug/m3		108	68 - 130	5	25
m,p-Xylene	217	227		ug/m3		104	70 - 130	8	25
sec-Butylbenzene	137	145		ug/m3		106	67 - 130	5	25
Styrene	106	116		ug/m3		109	70 - 130	8	25
trans-1,2-Dichloroethene	99.1	106		ug/m3		107	70 - 130	1	25
trans-1,3-Dichloropropene	113	119		ug/m3		105	66 - 142	1	25
tert-Butylbenzene	137	142		ug/m3		104	70 - 130	5	25
Tetrachloroethene	170	175		ug/m3		103	70 - 130	5	25
Toluene	94.2	97.8		ug/m3		104	70 - 130	5	25
Trichloroethene	134	137		ug/m3		102	69 - 130	1	25
Trichlorofluoromethane	140	137		ug/m3		97	62 - 139	2	25
Vinyl acetate	88.0	85.9		ug/m3		98	64 - 139	1	25
Vinyl chloride	63.9	64.4		ug/m3		101	65 - 130	0	25

Surrogate	LCSD	LCSD	Limits
	%Recovery	Qualifier	
1,2-Dichloroethane-d4 (Surr)	96		66 - 132
4-Bromofluorobenzene (Surr)	99		70 - 130
Toluene-d8 (Surr)	101		70 - 130

Eurofins Albuquerque

### QC Sample Results

Client: Stantec Consulting Services Inc  
 Project/Site: Canada Mesa

Job ID: 885-38424-1

**Method: TO3 - Volatile Organic Compounds in Ambient Air, Cryogenic Pre-Conc Techniques (GC)**

**Lab Sample ID: MB 570-663820/3**  
**Matrix: Air**  
**Analysis Batch: 663820**

**Client Sample ID: Method Blank**  
**Prep Type: Total/NA**

Analyte	MB Result	MB Qualifier	RL	MDL	Unit	D	Prepared	Analyzed	Dil Fac
TPH (as Gasoline)	ND		8200	4000	ug/m3			12/02/25 14:01	1

**Lab Sample ID: LCS 570-663820/2**  
**Matrix: Air**  
**Analysis Batch: 663820**

**Client Sample ID: Lab Control Sample**  
**Prep Type: Total/NA**

Analyte	Spike Added	LCS Result	LCS Qualifier	Unit	D	%Rec	%Rec Limits
TPH (as Gasoline)	818000	800000		ug/m3		98	80 - 120

### QC Association Summary

Client: Stantec Consulting Services Inc  
 Project/Site: Canada Mesa

Job ID: 885-38424-1

#### Air - GC/MS VOA

##### Analysis Batch: 663660

Lab Sample ID	Client Sample ID	Prep Type	Matrix	Method	Prep Batch
885-38424-1	Effluent	Total/NA	Air	TO-15	
885-38424-2	Influent	Total/NA	Air	TO-15	
MB 570-663660/8	Method Blank	Total/NA	Air	TO-15	
LCS 570-663660/4	Lab Control Sample	Total/NA	Air	TO-15	
LCSD 570-663660/5	Lab Control Sample Dup	Total/NA	Air	TO-15	

##### Analysis Batch: 664252

Lab Sample ID	Client Sample ID	Prep Type	Matrix	Method	Prep Batch
885-38424-1 - DL	Effluent	Total/NA	Air	TO-15	
MB 570-664252/8	Method Blank	Total/NA	Air	TO-15	
LCS 570-664252/4	Lab Control Sample	Total/NA	Air	TO-15	
LCSD 570-664252/5	Lab Control Sample Dup	Total/NA	Air	TO-15	

##### Analysis Batch: 665421

Lab Sample ID	Client Sample ID	Prep Type	Matrix	Method	Prep Batch
885-38424-2 - RA	Influent	Total/NA	Air	TO-15	
MB 570-665421/7	Method Blank	Total/NA	Air	TO-15	
LCS 570-665421/3	Lab Control Sample	Total/NA	Air	TO-15	
LCSD 570-665421/4	Lab Control Sample Dup	Total/NA	Air	TO-15	

#### Air - GC VOA

##### Analysis Batch: 663820

Lab Sample ID	Client Sample ID	Prep Type	Matrix	Method	Prep Batch
885-38424-1	Effluent	Total/NA	Air	TO3	
885-38424-2	Influent	Total/NA	Air	TO3	
MB 570-663820/3	Method Blank	Total/NA	Air	TO3	
LCS 570-663820/2	Lab Control Sample	Total/NA	Air	TO3	

### Lab Chronicle

Client: Stantec Consulting Services Inc  
 Project/Site: Canada Mesa

Job ID: 885-38424-1

**Client Sample ID: Effluent**

**Lab Sample ID: 885-38424-1**

Date Collected: 11/25/25 08:00

Matrix: Air

Date Received: 11/26/25 06:40

Prep Type	Batch Type	Batch Method	Run	Dilution Factor	Batch Number	Batch Analyst	Lab	Prepared or Analyzed
Total/NA	Analysis	TO-15	DL	2	664252	F5GP	EET CAL 4	12/03/25 22:35
Total/NA	Analysis	TO-15		1	663660	F5GP	EET CAL 4	12/02/25 23:13
Total/NA	Analysis	TO3		1	663820	I9H5	EET CAL 4	12/02/25 14:12

**Client Sample ID: Influent**

**Lab Sample ID: 885-38424-2**

Date Collected: 11/25/25 08:05

Matrix: Air

Date Received: 11/26/25 06:40

Prep Type	Batch Type	Batch Method	Run	Dilution Factor	Batch Number	Batch Analyst	Lab	Prepared or Analyzed
Total/NA	Analysis	TO-15		100	663660	F5GP	EET CAL 4	12/03/25 00:02
Total/NA	Analysis	TO-15	RA	100	665421	F5GP	EET CAL 4	12/05/25 22:16
Total/NA	Analysis	TO3		1	663820	I9H5	EET CAL 4	12/02/25 14:32

**Laboratory References:**

EET CAL 4 = Eurofins Calscience Tustin, 2841 Dow Avenue, Tustin, CA 92780, TEL (714)895-5494

### Accreditation/Certification Summary

Client: Stantec Consulting Services Inc  
Project/Site: Canada Mesa

Job ID: 885-38424-1

#### Laboratory: Eurofins Calscience

All accreditations/certifications held by this laboratory are listed. Not all accreditations/certifications are applicable to this report.

Authority	Program	Identification Number	Expiration Date
A2LA	Dept. of Defense ELAP	7296.01	11-30-26
A2LA	ISO/IEC 17025	7296.01	11-30-26
Alaska (UST)	State	25-005	03-02-26
Arizona	State	AZ0830	11-17-26
California	Los Angeles County Sanitation Districts	9257304	07-31-26
California	State	3082	07-31-26
Kansas	NELAP	E-10420	07-31-26
Nevada	State	CA00111	07-31-26
Oregon	NELAP	4175	02-02-26
USDA	US Federal Programs	525-23-159-97150	06-08-26
Utah	NELAP	CA00111	02-28-26
Washington	State	C916	10-11-26

- 1
- 2
- 3
- 4
- 5
- 6
- 7
- 8
- 9
- 10
- 11

**Eurofins Albuquerque**  
 4901 Hawkins NE  
 Albuquerque, NM 87109  
 Phone (505) 345-3975

### Chain of Custody Record



ing

<b>Client Information</b> Client Contact: Joe Wiley Phone: (515) 210-1020 PWSID:		Lab PM: Upton, Catherine E-Mail: Catherine.upton@et.eurofins.com Camar Tracking No(s): 885-38424 COC State of Origin:					
Company: EI Paso CGP Company Address: 1001 Louisiana Street Room 1445B City: Houston State, Zip: TX, 77002 Phone:		Analysis Requested Preservation Codes: N - None Other:					
Due Date Requested: TAT Requested (days): 10 Days Compliance Project: <input type="checkbox"/> Yes <input type="checkbox"/> No PO #:		Total Number of Containers:					
Email: Joe_Wiley@kindermorgan.com Project Name:		Special Instructions/Note:					
Site: - Air							
Sample Identification	Sample Date	Sample Time	Sample Type (C=Comp, G=grab)	Matrix (W=water, S=solid, B=soil, BT=bitumens, A=Air, W=water)	Field Filtered Sample (Yes or No)	TO-15 VOCs	TO3 TPH
Effluent	11/25/25	0800	(2) Air	(2) Air			
Effluent	11/25/25	0800	Air	Air			
Influent	11/25/25	0805	(2) Air	(2) Air			
Influent	11/25/25	0805	Air	Air			
			Air	Air			
			Air	Air			

Non-Hazard  Flammable  Skin Irritant  Poison B  Unknown  Radiological  
 Deliverable Requested: I, II, III, IV, Other (specify)

Sample Disposal (A fee may be assessed if samples are retained longer than 1 month)  
 Return To Client  Disposal By Lab  Archive For \_\_\_\_\_ Months

Special Instructions/QC Requirements:

Empty Kit Relinquished by: [Signature] Date: 11/25/25  
 Relinquished by: [Signature] Date: 11/25/25  
 Relinquished by: [Signature] Date: 11/25/25

Relinquished by: [Signature] Date: 11/25/25  
 Relinquished by: [Signature] Date: 11/25/25  
 Relinquished by: [Signature] Date: 11/25/25

Custody Seals Intact:  Yes  No  
 Cooler Temperature(s) °C and Other Remarks: N/A

Ver: 05/06/2024





### Login Sample Receipt Checklist

Client: Stantec Consulting Services Inc

Job Number: 885-38424-1

**Login Number: 38424**

**List Source: Eurofins Albuquerque**

**List Number: 1**

**Creator: Cason, Cheyenne**

Question	Answer	Comment
The cooler's custody seal, if present, is intact.	True	
Sample custody seals, if present, are intact.	True	
The cooler or samples do not appear to have been compromised or tampered with.	True	
Samples were received on ice.	N/A	
Cooler Temperature is acceptable.	N/A	
Cooler Temperature is recorded.	N/A	Air Samples
COC is present.	True	
COC is filled out in ink and legible.	True	
COC is filled out with all pertinent information.	True	
Is the Field Sampler's name present on COC?	True	
There are no discrepancies between the containers received and the COC.	True	
Samples are received within Holding Time (excluding tests with immediate HTs)	True	
Sample containers have legible labels.	True	
Containers are not broken or leaking.	True	
Sample collection date/times are provided.	True	
Appropriate sample containers are used.	True	
Sample bottles are completely filled.	True	
Sample Preservation Verified.	N/A	
There is sufficient vol. for all requested analyses, incl. any requested MS/MSDs	True	
Containers requiring zero headspace have no headspace or bubble is <6mm (1/4").	True	
TCEQ Mtd 1005 soil sample was frozen/delivered for prep within 48H of sampling.	True	

### Login Sample Receipt Checklist

Client: Stantec Consulting Services Inc

Job Number: 885-38424-1

**Login Number: 38424**

**List Source: Eurofins Calscience**

**List Number: 2**

**List Creation: 12/02/25 01:20 PM**

**Creator: Cortez Diaz, Antonio**

Question	Answer	Comment
Radioactivity wasn't checked or is <=/ background as measured by a survey meter.	N/A	
The cooler's custody seal, if present, is intact.	N/A	Not present
Sample custody seals, if present, are intact.	N/A	Not Present
The cooler or samples do not appear to have been compromised or tampered with.	True	
Samples were received on ice.	N/A	Thermal preservation not required.
Cooler Temperature is acceptable.	N/A	
Cooler Temperature is recorded.	N/A	
COC is present.	True	
COC is filled out in ink and legible.	True	
COC is filled out with all pertinent information.	True	
Is the Field Sampler's name present on COC?	False	Received project as a subcontract.
There are no discrepancies between the containers received and the COC.	True	
Samples are received within Holding Time (excluding tests with immediate HTs)	False	Refer to Job Narrative for details.
Sample containers have legible labels.	True	
Containers are not broken or leaking.	True	
Sample collection date/times are provided.	True	
Appropriate sample containers are used.	True	
Sample bottles are completely filled.	True	
Sample Preservation Verified.	True	
There is sufficient vol. for all requested analyses, incl. any requested MS/MSDs	True	
Containers requiring zero headspace have no headspace or bubble is <6mm (1/4").	True	
Multiphasic samples are not present.	True	
Samples do not require splitting or compositing.	True	
Residual Chlorine Checked.	N/A	



Environment Testing

- 1
- 2
- 3
- 4
- 5
- 6
- 7
- 8
- 9
- 10
- 11

# ANALYTICAL REPORT

## PREPARED FOR

Attn: Steve Varsa  
Stantec Consulting Services Inc  
11311 Aurora Avenue  
Des Moines, Iowa 50322-7904

Generated 12/30/2025 5:12:27 PM Revision 1

## JOB DESCRIPTION

Canada Mesa -Air

## JOB NUMBER

885-39601-1

Eurofins Albuquerque  
4901 Hawkins NE  
Albuquerque NM 87109



# Eurofins Albuquerque

## Job Notes

The test results in this report relate only to the samples as received by the laboratory and will meet all requirements of the methodology, with any exceptions noted. This report shall not be reproduced except in full, without the express written approval of the laboratory. All questions should be directed to the Eurofins Environment Testing South Central, LLC Project Manager.

## Authorization



Authorized for release by  
Catherine Upton, Project Manager  
[Catherine.upton@et.eurofinsus.com](mailto:Catherine.upton@et.eurofinsus.com)  
(505)338-8837

Generated  
12/30/2025 5:12:27 PM  
Revision 1

Client: Stantec Consulting Services Inc  
Project/Site: Canada Mesa -Air

Laboratory Job ID: 885-39601-1



# Table of Contents

Cover Page . . . . .	1
Table of Contents . . . . .	3
Definitions/Glossary . . . . .	4
Case Narrative . . . . .	5
Client Sample Results . . . . .	6
QC Sample Results . . . . .	10
QC Association Summary . . . . .	15
Lab Chronicle . . . . .	16
Certification Summary . . . . .	17
Chain of Custody . . . . .	20
Receipt Checklists . . . . .	22

## Definitions/Glossary

Client: Stantec Consulting Services Inc  
Project/Site: Canada Mesa -Air

Job ID: 885-39601-1

## Qualifiers

## GC/MS VOA

Qualifier	Qualifier Description
S1+	Surrogate recovery exceeds control limits, high biased.

## Glossary

Abbreviation	These commonly used abbreviations may or may not be present in this report.
☼	Listed under the "D" column to designate that the result is reported on a dry weight basis
%R	Percent Recovery
CFL	Contains Free Liquid
CFU	Colony Forming Unit
CNF	Contains No Free Liquid
DER	Duplicate Error Ratio (normalized absolute difference)
Dil Fac	Dilution Factor
DL	Detection Limit (DoD/DOE)
DL, RA, RE, IN	Indicates a Dilution, Re-analysis, Re-extraction, or additional Initial metals/anion analysis of the sample
DLC	Decision Level Concentration (Radiochemistry)
EDL	Estimated Detection Limit (Dioxin)
LOD	Limit of Detection (DoD/DOE)
LOQ	Limit of Quantitation (DoD/DOE)
MCL	EPA recommended "Maximum Contaminant Level"
MDA	Minimum Detectable Activity (Radiochemistry)
MDC	Minimum Detectable Concentration (Radiochemistry)
MDL	Method Detection Limit
ML	Minimum Level (Dioxin)
MPN	Most Probable Number
MQL	Method Quantitation Limit
NC	Not Calculated
ND	Not Detected at the reporting limit (or MDL or EDL if shown)
NEG	Negative / Absent
POS	Positive / Present
PQL	Practical Quantitation Limit
PRES	Presumptive
QC	Quality Control
RER	Relative Error Ratio (Radiochemistry)
RL	Reporting Limit or Requested Limit (Radiochemistry)
RPD	Relative Percent Difference, a measure of the relative difference between two points
TEF	Toxicity Equivalent Factor (Dioxin)
TEQ	Toxicity Equivalent Quotient (Dioxin)
TNTC	Too Numerous To Count

Eurofins Albuquerque

# Case Narrative

Client: Stantec Consulting Services Inc  
Project: Canada Mesa -Air

Job ID: 885-39601-1

**Job ID: 885-39601-1**

**Eurofins Albuquerque**

## Job Narrative 885-39601-1

### REVISION

The report being provided is a revision of the original report sent on 12/24/2025. The report (revision 1) is being revised due to The GRO data has been updated for this sample..

The analytical test results presented in this report meet all requirements of the associated regulatory program listed on the Accreditation/Certification Summary Page, unless otherwise noted. Data qualifiers and/or narrative comments are included to explain any exceptions, if applicable. Regulated compliance samples (e.g. SDWA, NPDES) must comply with associated agency requirements/permits.

- Matrix-specific batch QC (e.g., MS, MSD, SD) may not be reported when insufficient sample volume is available or when site-specific QC samples are not submitted. In such cases, a Laboratory Control Sample Duplicate (LCSD) may be analyzed to provide precision data for the batch.
- For samples analyzed using surrogate and/or isotope dilution analytes, any recoveries falling outside of established acceptance criteria are re-prepared and/or re-analyzed to confirm results, unless the deviation is due to sample dilution or otherwise explained in the case narrative.

### **Receipt**

The samples were received on 12/13/2025 5:47 AM. Unless otherwise noted below, the samples arrived in good condition, and, where required, properly preserved and on ice.

### **GC/MS VOA**

Method 8260B: The continuing calibration verification (CCV) associated with batch 885-40098 recovered above the upper control limit for Isopropanol. The samples associated with this CCV were non-detects for the affected analytes; therefore, the data have been reported.

Method 8260B: Surrogate recovery for the following sample was outside control limits: 121125-INF (885-39601-2). Evidence of matrix interference is present; therefore, re-extraction and/or re-analysis was not performed.

Method 8260B: Surrogate recovery for the following sample was outside control limits: 121125-INF (885-39601-2). Evidence of matrix interference is present; therefore, re-extraction and/or re-analysis was not performed.

No additional analytical or quality issues were noted, other than those described above or in the Definitions/ Glossary page.

### **Gasoline Range Organics**

No additional analytical or quality issues were noted, other than those described above or in the Definitions/ Glossary page.

Eurofins Albuquerque



## Client Sample Results

Client: Stantec Consulting Services Inc  
Project/Site: Canada Mesa -Air

Job ID: 885-39601-1

Client Sample ID: 121125-EFF

Lab Sample ID: 885-39601-1

Date Collected: 12/11/25 13:40

Matrix: Air

Date Received: 12/13/25 05:47

Sample Container: Tedlar Bag 1L

## Method: SW846 8260B - Volatile Organic Compounds (GC/MS)

Analyte	Result	Qualifier	RL	MDL	Unit	D	Prepared	Analyzed	Dil Fac
1,1,1-Trichloroethane	ND		100	20	ug/m3			12/17/25 16:09	1
1,1,2,2-Tetrachloroethane	ND		200	41	ug/m3			12/17/25 16:09	1
1,1,2-Trichloro-1,2,2-trifluoroethane	ND		500	20	ug/m3			12/17/25 16:09	1
1,1,2-Trichloroethane	ND		100	20	ug/m3			12/17/25 16:09	1
1,1-Dichloroethane	ND		100	25	ug/m3			12/17/25 16:09	1
1,1-Dichloroethene	ND		100	20	ug/m3			12/17/25 16:09	1
1,2,4-Trichlorobenzene	ND		100	25	ug/m3			12/17/25 16:09	1
<b>1,2,4-Trimethylbenzene</b>	<b>210</b>		100	20	ug/m3			12/17/25 16:09	1
1,2-Dibromo-3-Chloropropane	ND		200	75	ug/m3			12/17/25 16:09	1
1,2-Dibromoethane	ND		100	20	ug/m3			12/17/25 16:09	1
1,2-Dichlorobenzene	ND		100	20	ug/m3			12/17/25 16:09	1
1,2-Dichloroethane	ND		100	25	ug/m3			12/17/25 16:09	1
1,2-Dichloropropane	ND		100	20	ug/m3			12/17/25 16:09	1
<b>1,3,5-Trimethylbenzene</b>	<b>210</b>		100	20	ug/m3			12/17/25 16:09	1
1,3-Dichlorobenzene	ND		100	20	ug/m3			12/17/25 16:09	1
1,4-Dichlorobenzene	ND		100	20	ug/m3			12/17/25 16:09	1
2-Butanone (MEK)	ND		1000	200	ug/m3			12/17/25 16:09	1
2-Hexanone	ND		1000	200	ug/m3			12/17/25 16:09	1
4-Methyl-2-pentanone (MIBK)	ND		1000	100	ug/m3			12/17/25 16:09	1
Acetone	ND		1000	250	ug/m3			12/17/25 16:09	1
<b>Benzene</b>	<b>1200</b>		100	15	ug/m3			12/17/25 16:09	1
Bromodichloromethane	ND		100	20	ug/m3			12/17/25 16:09	1
Bromoform	ND		100	40	ug/m3			12/17/25 16:09	1
Bromomethane	ND		300	200	ug/m3			12/17/25 16:09	1
cis-1,2-Dichloroethene	ND		100	40	ug/m3			12/17/25 16:09	1
cis-1,3-Dichloropropene	ND		100	20	ug/m3			12/17/25 16:09	1
Carbon disulfide	ND		1000	40	ug/m3			12/17/25 16:09	1
Carbon tetrachloride	ND		100	20	ug/m3			12/17/25 16:09	1
Chlorobenzene	ND		100	50	ug/m3			12/17/25 16:09	1
Chloroethane	ND		200	40	ug/m3			12/17/25 16:09	1
Chloroform	ND		100	25	ug/m3			12/17/25 16:09	1
Chloromethane	ND		300	100	ug/m3			12/17/25 16:09	1
Dibromochloromethane	ND		100	20	ug/m3			12/17/25 16:09	1
Dichlorodifluoromethane	ND		100	50	ug/m3			12/17/25 16:09	1
Ethylbenzene	ND		100	20	ug/m3			12/17/25 16:09	1
Hexachloro-1,3-butadiene	ND		100	40	ug/m3			12/17/25 16:09	1
Isopropanol	ND		10000	1000	ug/m3			12/17/25 16:09	1
Methylene Chloride	ND		250	100	ug/m3			12/17/25 16:09	1
Methyl-t-Butyl Ether (MTBE)	ND		100	40	ug/m3			12/17/25 16:09	1
n-Butylbenzene	ND		300	20	ug/m3			12/17/25 16:09	1
<b>o-Xylene</b>	<b>120</b>		100	20	ug/m3			12/17/25 16:09	1
<b>m,p-Xylene</b>	<b>570</b>		100	40	ug/m3			12/17/25 16:09	1
sec-Butylbenzene	ND		100	20	ug/m3			12/17/25 16:09	1
Styrene	ND		100	25	ug/m3			12/17/25 16:09	1
trans-1,2-Dichloroethene	ND		100	20	ug/m3			12/17/25 16:09	1
trans-1,3-Dichloropropene	ND		100	20	ug/m3			12/17/25 16:09	1
tert-Butylbenzene	ND		100	40	ug/m3			12/17/25 16:09	1
Tetrachloroethene	ND		100	20	ug/m3			12/17/25 16:09	1

Eurofins Albuquerque

### Client Sample Results

Client: Stantec Consulting Services Inc  
 Project/Site: Canada Mesa -Air

Job ID: 885-39601-1

**Client Sample ID: 121125-EFF**

**Lab Sample ID: 885-39601-1**

Date Collected: 12/11/25 13:40

Matrix: Air

Date Received: 12/13/25 05:47

Sample Container: Tedlar Bag 1L

**Method: SW846 8260B - Volatile Organic Compounds (GC/MS) (Continued)**

Analyte	Result	Qualifier	RL	MDL	Unit	D	Prepared	Analyzed	Dil Fac
<b>Toluene</b>	<b>100</b>		100	20	ug/m3			12/17/25 16:09	1
Trichloroethene	ND		100	30	ug/m3			12/17/25 16:09	1
Trichlorofluoromethane	ND		100	20	ug/m3			12/17/25 16:09	1
Vinyl acetate	ND		1500	1500	ug/m3			12/17/25 16:09	1
Vinyl chloride	ND		100	30	ug/m3			12/17/25 16:09	1

Surrogate	%Recovery	Qualifier	Limits	Prepared	Analyzed	Dil Fac
1,2-Dichloroethane-d4 (Surr)	81		70 - 130		12/17/25 16:09	1
4-Bromofluorobenzene (Surr)	97		70 - 130		12/17/25 16:09	1
Toluene-d8 (Surr)	104		70 - 130		12/17/25 16:09	1

**Method: SW846 8015D - Gasoline Range Organics (GRO) (GC)**

Analyte	Result	Qualifier	RL	MDL	Unit	D	Prepared	Analyzed	Dil Fac
<b>Gasoline Range Organics [C6 - C10]</b>	<b>11000</b>		5000	1300	ug/m3			12/22/25 14:33	1

Surrogate	%Recovery	Qualifier	Limits	Prepared	Analyzed	Dil Fac
4-Bromofluorobenzene (Surr)	120		15 - 150		12/22/25 14:33	1

## Client Sample Results

Client: Stantec Consulting Services Inc  
Project/Site: Canada Mesa -Air

Job ID: 885-39601-1

Client Sample ID: 121125-INF

Lab Sample ID: 885-39601-2

Date Collected: 12/11/25 13:45

Matrix: Air

Date Received: 12/13/25 05:47

Sample Container: Tedlar Bag 1L

## Method: SW846 8260B - Volatile Organic Compounds (GC/MS)

Analyte	Result	Qualifier	RL	MDL	Unit	D	Prepared	Analyzed	Dil Fac
1,1,1-Trichloroethane	ND		100	20	ug/m3			12/17/25 16:34	1
1,1,1,2-Tetrachloroethane	ND		200	41	ug/m3			12/17/25 16:34	1
1,1,2-Trichloro-1,2,2-trifluoroethane	ND		500	20	ug/m3			12/17/25 16:34	1
1,1,2-Trichloroethane	ND		100	20	ug/m3			12/17/25 16:34	1
1,1-Dichloroethane	ND		100	25	ug/m3			12/17/25 16:34	1
1,1-Dichloroethene	ND		100	20	ug/m3			12/17/25 16:34	1
1,2,4-Trichlorobenzene	ND		100	25	ug/m3			12/17/25 16:34	1
<b>1,2,4-Trimethylbenzene</b>	<b>8400</b>		100	20	ug/m3			12/17/25 16:34	1
1,2-Dibromo-3-Chloropropane	ND		200	75	ug/m3			12/17/25 16:34	1
1,2-Dibromoethane	ND		100	20	ug/m3			12/17/25 16:34	1
1,2-Dichlorobenzene	ND		100	20	ug/m3			12/17/25 16:34	1
1,2-Dichloroethane	ND		100	25	ug/m3			12/17/25 16:34	1
1,2-Dichloropropane	ND		100	20	ug/m3			12/17/25 16:34	1
<b>1,3,5-Trimethylbenzene</b>	<b>14000</b>		1000	200	ug/m3			12/23/25 15:18	10
1,3-Dichlorobenzene	ND		100	20	ug/m3			12/17/25 16:34	1
1,4-Dichlorobenzene	ND		100	20	ug/m3			12/17/25 16:34	1
2-Butanone (MEK)	ND		1000	200	ug/m3			12/17/25 16:34	1
2-Hexanone	ND		1000	200	ug/m3			12/17/25 16:34	1
4-Methyl-2-pentanone (MIBK)	ND		1000	100	ug/m3			12/17/25 16:34	1
Acetone	ND		1000	250	ug/m3			12/17/25 16:34	1
<b>Benzene</b>	<b>540</b>		100	15	ug/m3			12/17/25 16:34	1
Bromodichloromethane	ND		100	20	ug/m3			12/17/25 16:34	1
Bromoform	ND		100	40	ug/m3			12/17/25 16:34	1
Bromomethane	ND		300	200	ug/m3			12/17/25 16:34	1
cis-1,2-Dichloroethene	ND		100	40	ug/m3			12/17/25 16:34	1
cis-1,3-Dichloropropene	ND		100	20	ug/m3			12/17/25 16:34	1
<b>Carbon disulfide</b>	<b>1300</b>		1000	40	ug/m3			12/17/25 16:34	1
Carbon tetrachloride	ND		100	20	ug/m3			12/17/25 16:34	1
Chlorobenzene	ND		100	50	ug/m3			12/17/25 16:34	1
Chloroethane	ND		200	40	ug/m3			12/17/25 16:34	1
Chloroform	ND		100	25	ug/m3			12/17/25 16:34	1
Chloromethane	ND		300	100	ug/m3			12/17/25 16:34	1
Dibromochloromethane	ND		100	20	ug/m3			12/17/25 16:34	1
Dichlorodifluoromethane	ND		100	50	ug/m3			12/17/25 16:34	1
<b>Ethylbenzene</b>	<b>9700</b>		100	20	ug/m3			12/17/25 16:34	1
Hexachloro-1,3-butadiene	ND		100	40	ug/m3			12/17/25 16:34	1
Isopropanol	ND		10000	1000	ug/m3			12/17/25 16:34	1
Methylene Chloride	ND		250	100	ug/m3			12/17/25 16:34	1
Methyl-t-Butyl Ether (MTBE)	ND		100	40	ug/m3			12/17/25 16:34	1
n-Butylbenzene	ND		300	20	ug/m3			12/17/25 16:34	1
<b>o-Xylene</b>	<b>16000</b>		1000	200	ug/m3			12/23/25 15:18	10
<b>m,p-Xylene</b>	<b>150000</b>		1000	400	ug/m3			12/23/25 15:18	10
<b>sec-Butylbenzene</b>	<b>250</b>		100	20	ug/m3			12/17/25 16:34	1
Styrene	ND		100	25	ug/m3			12/17/25 16:34	1
trans-1,2-Dichloroethene	ND		100	20	ug/m3			12/17/25 16:34	1
trans-1,3-Dichloropropene	ND		100	20	ug/m3			12/17/25 16:34	1
tert-Butylbenzene	ND		100	40	ug/m3			12/17/25 16:34	1
Tetrachloroethene	ND		100	20	ug/m3			12/17/25 16:34	1

Eurofins Albuquerque

### Client Sample Results

Client: Stantec Consulting Services Inc  
 Project/Site: Canada Mesa -Air

Job ID: 885-39601-1

**Client Sample ID: 121125-INF**

**Lab Sample ID: 885-39601-2**

Date Collected: 12/11/25 13:45

Matrix: Air

Date Received: 12/13/25 05:47

Sample Container: Tedlar Bag 1L

**Method: SW846 8260B - Volatile Organic Compounds (GC/MS) (Continued)**

Analyte	Result	Qualifier	RL	MDL	Unit	D	Prepared	Analyzed	Dil Fac
<b>Toluene</b>	<b>5200</b>		100	20	ug/m3			12/17/25 16:34	1
Trichloroethene	ND		100	30	ug/m3			12/17/25 16:34	1
Trichlorofluoromethane	ND		100	20	ug/m3			12/17/25 16:34	1
Vinyl acetate	ND		1500	1500	ug/m3			12/17/25 16:34	1
Vinyl chloride	ND		100	30	ug/m3			12/17/25 16:34	1

Surrogate	%Recovery	Qualifier	Limits			Prepared	Analyzed	Dil Fac
1,2-Dichloroethane-d4 (Surr)	81		70 - 130				12/17/25 16:34	1
1,2-Dichloroethane-d4 (Surr)	86		70 - 130				12/23/25 15:18	10
4-Bromofluorobenzene (Surr)	292	S1+	70 - 130				12/17/25 16:34	1
4-Bromofluorobenzene (Surr)	98		70 - 130				12/23/25 15:18	10
Toluene-d8 (Surr)	1498	S1+	70 - 130				12/17/25 16:34	1
Toluene-d8 (Surr)	141	S1+	70 - 130				12/23/25 15:18	10

**Method: SW846 8015D - Gasoline Range Organics (GRO) (GC)**

Analyte	Result	Qualifier	RL	MDL	Unit	D	Prepared	Analyzed	Dil Fac
<b>Gasoline Range Organics [C6 - C10]</b>	<b>1800000</b>		500000	130000	ug/m3			12/23/25 15:32	100

Surrogate	%Recovery	Qualifier	Limits			Prepared	Analyzed	Dil Fac
4-Bromofluorobenzene (Surr)	103		15 - 150				12/23/25 15:32	100

## QC Sample Results

Client: Stantec Consulting Services Inc  
Project/Site: Canada Mesa -Air

Job ID: 885-39601-1

## Method: 8260B - Volatile Organic Compounds (GC/MS)

Lab Sample ID: MB 885-40098/7

Matrix: Air

Analysis Batch: 40098

Client Sample ID: Method Blank

Prep Type: Total/NA

Analyte	MB Result	MB Qualifier	RL	MDL	Unit	D	Prepared	Analyzed	Dil Fac
1,1,1-Trichloroethane	ND		100	20	ug/m3			12/17/25 14:30	1
1,1,2,2-Tetrachloroethane	ND		200	41	ug/m3			12/17/25 14:30	1
1,1,2-Trichloro-1,2,2-trifluoroethane	ND		500	20	ug/m3			12/17/25 14:30	1
1,1,2-Trichloroethane	ND		100	20	ug/m3			12/17/25 14:30	1
1,1-Dichloroethane	ND		100	25	ug/m3			12/17/25 14:30	1
1,1-Dichloroethene	ND		100	20	ug/m3			12/17/25 14:30	1
1,2,4-Trichlorobenzene	ND		100	25	ug/m3			12/17/25 14:30	1
1,2,4-Trimethylbenzene	ND		100	20	ug/m3			12/17/25 14:30	1
1,2-Dibromo-3-Chloropropane	ND		200	75	ug/m3			12/17/25 14:30	1
1,2-Dibromoethane	ND		100	20	ug/m3			12/17/25 14:30	1
1,2-Dichlorobenzene	ND		100	20	ug/m3			12/17/25 14:30	1
1,2-Dichloroethane	ND		100	25	ug/m3			12/17/25 14:30	1
1,2-Dichloropropane	ND		100	20	ug/m3			12/17/25 14:30	1
1,3,5-Trimethylbenzene	ND		100	20	ug/m3			12/17/25 14:30	1
1,3-Dichlorobenzene	ND		100	20	ug/m3			12/17/25 14:30	1
1,4-Dichlorobenzene	ND		100	20	ug/m3			12/17/25 14:30	1
2-Butanone (MEK)	ND		1000	200	ug/m3			12/17/25 14:30	1
2-Hexanone	ND		1000	200	ug/m3			12/17/25 14:30	1
4-Methyl-2-pentanone (MIBK)	ND		1000	100	ug/m3			12/17/25 14:30	1
Acetone	ND		1000	250	ug/m3			12/17/25 14:30	1
Benzene	ND		100	15	ug/m3			12/17/25 14:30	1
Bromodichloromethane	ND		100	20	ug/m3			12/17/25 14:30	1
Bromoform	ND		100	40	ug/m3			12/17/25 14:30	1
Bromomethane	ND		300	200	ug/m3			12/17/25 14:30	1
cis-1,2-Dichloroethene	ND		100	40	ug/m3			12/17/25 14:30	1
cis-1,3-Dichloropropene	ND		100	20	ug/m3			12/17/25 14:30	1
Carbon disulfide	ND		1000	40	ug/m3			12/17/25 14:30	1
Carbon tetrachloride	ND		100	20	ug/m3			12/17/25 14:30	1
Chlorobenzene	ND		100	50	ug/m3			12/17/25 14:30	1
Chloroethane	ND		200	40	ug/m3			12/17/25 14:30	1
Chloroform	ND		100	25	ug/m3			12/17/25 14:30	1
Chloromethane	ND		300	100	ug/m3			12/17/25 14:30	1
Dibromochloromethane	ND		100	20	ug/m3			12/17/25 14:30	1
Dichlorodifluoromethane	ND		100	50	ug/m3			12/17/25 14:30	1
Ethylbenzene	ND		100	20	ug/m3			12/17/25 14:30	1
Hexachloro-1,3-butadiene	ND		100	40	ug/m3			12/17/25 14:30	1
Isopropanol	ND		10000	1000	ug/m3			12/17/25 14:30	1
Methylene Chloride	ND		250	100	ug/m3			12/17/25 14:30	1
Methyl-t-Butyl Ether (MTBE)	ND		100	40	ug/m3			12/17/25 14:30	1
n-Butylbenzene	ND		300	20	ug/m3			12/17/25 14:30	1
o-Xylene	ND		100	20	ug/m3			12/17/25 14:30	1
m,p-Xylene	ND		100	40	ug/m3			12/17/25 14:30	1
sec-Butylbenzene	ND		100	20	ug/m3			12/17/25 14:30	1
Styrene	ND		100	25	ug/m3			12/17/25 14:30	1
trans-1,2-Dichloroethene	ND		100	20	ug/m3			12/17/25 14:30	1
trans-1,3-Dichloropropene	ND		100	20	ug/m3			12/17/25 14:30	1
tert-Butylbenzene	ND		100	40	ug/m3			12/17/25 14:30	1
Tetrachloroethene	ND		100	20	ug/m3			12/17/25 14:30	1

Eurofins Albuquerque

### QC Sample Results

Client: Stantec Consulting Services Inc  
 Project/Site: Canada Mesa -Air

Job ID: 885-39601-1

#### Method: 8260B - Volatile Organic Compounds (GC/MS) (Continued)

Lab Sample ID: MB 885-40098/7

Client Sample ID: Method Blank

Matrix: Air

Prep Type: Total/NA

Analysis Batch: 40098

Analyte	MB Result	MB Qualifier	RL	MDL	Unit	D	Prepared	Analyzed	Dil Fac
Toluene	ND		100	20	ug/m3			12/17/25 14:30	1
Trichloroethene	ND		100	30	ug/m3			12/17/25 14:30	1
Trichlorofluoromethane	ND		100	20	ug/m3			12/17/25 14:30	1
Vinyl acetate	ND		1500	1500	ug/m3			12/17/25 14:30	1
Vinyl chloride	ND		100	30	ug/m3			12/17/25 14:30	1

Surrogate	MB %Recovery	MB Qualifier	Limits	Prepared	Analyzed	Dil Fac
1,2-Dichloroethane-d4 (Surr)	106		70 - 130		12/17/25 14:30	1
4-Bromofluorobenzene (Surr)	98		70 - 130		12/17/25 14:30	1
Toluene-d8 (Surr)	99		70 - 130		12/17/25 14:30	1

Lab Sample ID: LCS 885-40098/5

Client Sample ID: Lab Control Sample

Matrix: Air

Prep Type: Total/NA

Analysis Batch: 40098

Analyte	Spike Added	LCS Result	LCS Qualifier	Unit	D	%Rec	%Rec Limits
1,1-Dichloroethene	20000	18400		ug/m3		92	70 - 130
Benzene	20000	20100		ug/m3		101	70 - 130
Chlorobenzene	20000	20400		ug/m3		102	70 - 130
Toluene	20000	20700		ug/m3		103	70 - 130
Trichloroethene	20000	18700		ug/m3		94	70 - 130

Surrogate	LCS %Recovery	LCS Qualifier	Limits
1,2-Dichloroethane-d4 (Surr)	104		70 - 130
4-Bromofluorobenzene (Surr)	98		70 - 130
Toluene-d8 (Surr)	100		70 - 130

Lab Sample ID: MB 885-40409/4

Client Sample ID: Method Blank

Matrix: Air

Prep Type: Total/NA

Analysis Batch: 40409

Analyte	MB Result	MB Qualifier	RL	MDL	Unit	D	Prepared	Analyzed	Dil Fac
1,1,1-Trichloroethane	ND		100	20	ug/m3			12/23/25 14:18	1
1,1,1,2-Tetrachloroethane	ND		200	41	ug/m3			12/23/25 14:18	1
1,1,1,2-Trichloro-1,2,2-trifluoroethane	ND		500	20	ug/m3			12/23/25 14:18	1
1,1,2-Trichloroethane	ND		100	20	ug/m3			12/23/25 14:18	1
1,1-Dichloroethane	ND		100	25	ug/m3			12/23/25 14:18	1
1,1-Dichloroethene	ND		100	20	ug/m3			12/23/25 14:18	1
1,2,4-Trichlorobenzene	ND		100	25	ug/m3			12/23/25 14:18	1
1,2,4-Trimethylbenzene	ND		100	20	ug/m3			12/23/25 14:18	1
1,2-Dibromo-3-Chloropropane	ND		200	75	ug/m3			12/23/25 14:18	1
1,2-Dibromoethane	ND		100	20	ug/m3			12/23/25 14:18	1
1,2-Dichlorobenzene	ND		100	20	ug/m3			12/23/25 14:18	1
1,2-Dichloroethane	ND		100	25	ug/m3			12/23/25 14:18	1
1,2-Dichloropropane	ND		100	20	ug/m3			12/23/25 14:18	1
1,3,5-Trimethylbenzene	ND		100	20	ug/m3			12/23/25 14:18	1
1,3-Dichlorobenzene	ND		100	20	ug/m3			12/23/25 14:18	1
1,4-Dichlorobenzene	ND		100	20	ug/m3			12/23/25 14:18	1

Eurofins Albuquerque

### QC Sample Results

Client: Stantec Consulting Services Inc  
 Project/Site: Canada Mesa -Air

Job ID: 885-39601-1

#### Method: 8260B - Volatile Organic Compounds (GC/MS) (Continued)

Lab Sample ID: MB 885-40409/4  
 Matrix: Air  
 Analysis Batch: 40409

Client Sample ID: Method Blank  
 Prep Type: Total/NA

Analyte	MB Result	MB Qualifier	RL	MDL	Unit	D	Prepared	Analyzed	Dil Fac
2-Butanone (MEK)	ND		1000	200	ug/m3			12/23/25 14:18	1
2-Hexanone	ND		1000	200	ug/m3			12/23/25 14:18	1
4-Methyl-2-pentanone (MIBK)	ND		1000	100	ug/m3			12/23/25 14:18	1
Acetone	ND		1000	250	ug/m3			12/23/25 14:18	1
Benzene	ND		100	15	ug/m3			12/23/25 14:18	1
Bromodichloromethane	ND		100	20	ug/m3			12/23/25 14:18	1
Bromoform	ND		100	40	ug/m3			12/23/25 14:18	1
Bromomethane	ND		300	200	ug/m3			12/23/25 14:18	1
cis-1,2-Dichloroethene	ND		100	40	ug/m3			12/23/25 14:18	1
cis-1,3-Dichloropropene	ND		100	20	ug/m3			12/23/25 14:18	1
Carbon disulfide	ND		1000	40	ug/m3			12/23/25 14:18	1
Carbon tetrachloride	ND		100	20	ug/m3			12/23/25 14:18	1
Chlorobenzene	ND		100	50	ug/m3			12/23/25 14:18	1
Chloroethane	ND		200	40	ug/m3			12/23/25 14:18	1
Chloroform	ND		100	25	ug/m3			12/23/25 14:18	1
Chloromethane	ND		300	100	ug/m3			12/23/25 14:18	1
Dibromochloromethane	ND		100	20	ug/m3			12/23/25 14:18	1
Dichlorodifluoromethane	ND		100	50	ug/m3			12/23/25 14:18	1
Ethylbenzene	ND		100	20	ug/m3			12/23/25 14:18	1
Hexachloro-1,3-butadiene	ND		100	40	ug/m3			12/23/25 14:18	1
Isopropanol	ND		10000	1000	ug/m3			12/23/25 14:18	1
Methylene Chloride	ND		250	100	ug/m3			12/23/25 14:18	1
Methyl-t-Butyl Ether (MTBE)	ND		100	40	ug/m3			12/23/25 14:18	1
n-Butylbenzene	ND		300	20	ug/m3			12/23/25 14:18	1
o-Xylene	ND		100	20	ug/m3			12/23/25 14:18	1
m,p-Xylene	ND		100	40	ug/m3			12/23/25 14:18	1
sec-Butylbenzene	ND		100	20	ug/m3			12/23/25 14:18	1
Styrene	ND		100	25	ug/m3			12/23/25 14:18	1
trans-1,2-Dichloroethene	ND		100	20	ug/m3			12/23/25 14:18	1
trans-1,3-Dichloropropene	ND		100	20	ug/m3			12/23/25 14:18	1
tert-Butylbenzene	ND		100	40	ug/m3			12/23/25 14:18	1
Tetrachloroethene	ND		100	20	ug/m3			12/23/25 14:18	1
Toluene	ND		100	20	ug/m3			12/23/25 14:18	1
Trichloroethene	ND		100	30	ug/m3			12/23/25 14:18	1
Trichlorofluoromethane	ND		100	20	ug/m3			12/23/25 14:18	1
Vinyl acetate	ND		1500	1500	ug/m3			12/23/25 14:18	1
Vinyl chloride	ND		100	30	ug/m3			12/23/25 14:18	1

Surrogate	MB %Recovery	MB Qualifier	Limits	Prepared	Analyzed	Dil Fac
1,2-Dichloroethane-d4 (Surr)	87		70 - 130		12/23/25 14:18	1
4-Bromofluorobenzene (Surr)	99		70 - 130		12/23/25 14:18	1
Toluene-d8 (Surr)	110		70 - 130		12/23/25 14:18	1

Eurofins Albuquerque

### QC Sample Results

Client: Stantec Consulting Services Inc  
 Project/Site: Canada Mesa -Air

Job ID: 885-39601-1

#### Method: 8260B - Volatile Organic Compounds (GC/MS) (Continued)

Lab Sample ID: LCS 885-40409/3  
 Matrix: Air  
 Analysis Batch: 40409

Client Sample ID: Lab Control Sample  
 Prep Type: Total/NA

Analyte	Spike Added	LCS Result	LCS Qualifier	Unit	D	%Rec	%Rec Limits
1,1-Dichloroethene	2000	1530		ug/m3		77	70 - 130
Benzene	2000	1920		ug/m3		96	70 - 130
Chlorobenzene	2000	2090		ug/m3		105	70 - 130
Toluene	2000	2080		ug/m3		104	70 - 130
Trichloroethene	2000	1700		ug/m3		85	70 - 130

Surrogate	LCS %Recovery	LCS Qualifier	Limits
1,2-Dichloroethane-d4 (Surr)	88		70 - 130
4-Bromofluorobenzene (Surr)	97		70 - 130
Toluene-d8 (Surr)	106		70 - 130

#### Method: 8015D - Gasoline Range Organics (GRO) (GC)

Lab Sample ID: MB 885-40318/4  
 Matrix: Air  
 Analysis Batch: 40318

Client Sample ID: Method Blank  
 Prep Type: Total/NA

Analyte	MB Result	MB Qualifier	RL	MDL	Unit	D	Prepared	Analyzed	Dil Fac
Gasoline Range Organics [C6 - C10]	ND		5000	1300	ug/m3			12/22/25 14:09	1

Surrogate	MB %Recovery	MB Qualifier	Limits	Prepared	Analyzed	Dil Fac
4-Bromofluorobenzene (Surr)	103		15 - 150		12/22/25 14:09	1

Lab Sample ID: LCS 885-40318/3  
 Matrix: Air  
 Analysis Batch: 40318

Client Sample ID: Lab Control Sample  
 Prep Type: Total/NA

Analyte	Spike Added	LCS Result	LCS Qualifier	Unit	D	%Rec	%Rec Limits
Gasoline Range Organics [C6 - C10]	50000	46800		ug/m3		94	70 - 130

Surrogate	LCS %Recovery	LCS Qualifier	Limits
4-Bromofluorobenzene (Surr)	199		15 - 150

Lab Sample ID: 885-39601-1 DU  
 Matrix: Air  
 Analysis Batch: 40318

Client Sample ID: 121125-EFF  
 Prep Type: Total/NA

Analyte	Sample Result	Sample Qualifier	DU Result	DU Qualifier	Unit	D	RPD	RPD Limit
Gasoline Range Organics [C6 - C10]	11000		12200		ug/m3		7	20

Surrogate	DU %Recovery	DU Qualifier	Limits
4-Bromofluorobenzene (Surr)	105		15 - 150

Eurofins Albuquerque

### QC Sample Results

Client: Stantec Consulting Services Inc  
 Project/Site: Canada Mesa -Air

Job ID: 885-39601-1

**Method: 8015D - Gasoline Range Organics (GRO) (GC) (Continued)**

**Lab Sample ID: MB 885-40387/15**  
**Matrix: Air**  
**Analysis Batch: 40387**

**Client Sample ID: Method Blank**  
**Prep Type: Total/NA**

Analyte	MB Result	MB Qualifier	RL	MDL	Unit	D	Prepared	Analyzed	Dil Fac
Gasoline Range Organics [C6 - C10]	ND		5000	1300	ug/m3			12/23/25 13:01	1
Surrogate	MB %Recovery	MB Qualifier	Limits				Prepared	Analyzed	Dil Fac
4-Bromofluorobenzene (Surr)	95		15 - 150					12/23/25 13:01	1

**Lab Sample ID: LCS 885-40387/3**  
**Matrix: Air**  
**Analysis Batch: 40387**

**Client Sample ID: Lab Control Sample**  
**Prep Type: Total/NA**

Analyte	Spike Added	LCS Result	LCS Qualifier	Unit	D	%Rec	%Rec Limits
Gasoline Range Organics [C6 - C10]	50000	48000		ug/m3		96	70 - 130
Surrogate	LCS %Recovery	LCS Qualifier	Limits				
4-Bromofluorobenzene (Surr)	267		15 - 150				

## QC Association Summary

Client: Stantec Consulting Services Inc  
Project/Site: Canada Mesa -Air

Job ID: 885-39601-1

## GC/MS VOA

## Analysis Batch: 40098

Lab Sample ID	Client Sample ID	Prep Type	Matrix	Method	Prep Batch
885-39601-1	121125-EFF	Total/NA	Air	8260B	
885-39601-2	121125-INF	Total/NA	Air	8260B	
MB 885-40098/7	Method Blank	Total/NA	Air	8260B	
LCS 885-40098/5	Lab Control Sample	Total/NA	Air	8260B	

## Analysis Batch: 40409

Lab Sample ID	Client Sample ID	Prep Type	Matrix	Method	Prep Batch
885-39601-2	121125-INF	Total/NA	Air	8260B	
MB 885-40409/4	Method Blank	Total/NA	Air	8260B	
LCS 885-40409/3	Lab Control Sample	Total/NA	Air	8260B	

## GC VOA

## Analysis Batch: 40318

Lab Sample ID	Client Sample ID	Prep Type	Matrix	Method	Prep Batch
885-39601-1	121125-EFF	Total/NA	Air	8015D	
MB 885-40318/4	Method Blank	Total/NA	Air	8015D	
LCS 885-40318/3	Lab Control Sample	Total/NA	Air	8015D	
885-39601-1 DU	121125-EFF	Total/NA	Air	8015D	

## Analysis Batch: 40387

Lab Sample ID	Client Sample ID	Prep Type	Matrix	Method	Prep Batch
885-39601-2	121125-INF	Total/NA	Air	8015D	
MB 885-40387/15	Method Blank	Total/NA	Air	8015D	
LCS 885-40387/3	Lab Control Sample	Total/NA	Air	8015D	

Eurofins Albuquerque

# Lab Chronicle

Client: Stantec Consulting Services Inc  
 Project/Site: Canada Mesa -Air

Job ID: 885-39601-1

**Client Sample ID: 121125-EFF**

**Lab Sample ID: 885-39601-1**

**Date Collected: 12/11/25 13:40**

**Matrix: Air**

**Date Received: 12/13/25 05:47**

Prep Type	Batch Type	Batch Method	Run	Dilution Factor	Batch Number	Analyst	Lab	Prepared or Analyzed
Total/NA	Analysis	8260B		1	40098	CM	EET ALB	12/17/25 16:09
Total/NA	Analysis	8015D		1	40318	AT	EET ALB	12/22/25 14:33

**Client Sample ID: 121125-INF**

**Lab Sample ID: 885-39601-2**

**Date Collected: 12/11/25 13:45**

**Matrix: Air**

**Date Received: 12/13/25 05:47**

Prep Type	Batch Type	Batch Method	Run	Dilution Factor	Batch Number	Analyst	Lab	Prepared or Analyzed
Total/NA	Analysis	8260B		1	40098	CM	EET ALB	12/17/25 16:34
Total/NA	Analysis	8260B		10	40409	JP	EET ALB	12/23/25 15:18
Total/NA	Analysis	8015D		100	40387	AT	EET ALB	12/23/25 15:32

**Laboratory References:**

EET ALB = Eurofins Albuquerque, 4901 Hawkins NE, Albuquerque, NM 87109, TEL (505)345-3975

# Accreditation/Certification Summary

Client: Stantec Consulting Services Inc  
 Project/Site: Canada Mesa -Air

Job ID: 885-39601-1

## Laboratory: Eurofins Albuquerque

Unless otherwise noted, all analytes for this laboratory were covered under each accreditation/certification below.

Authority	Program	Identification Number	Expiration Date
New Mexico	State	NM9425	02-25-26

The following analytes are included in this report, but the laboratory is not certified by the governing authority. This list may include analytes for which the agency does not offer certification.

Analysis Method	Prep Method	Matrix	Analyte
8015D		Air	Gasoline Range Organics [C6 - C10]
8260B		Air	1,1,1-Trichloroethane
8260B		Air	1,1,2,2-Tetrachloroethane
8260B		Air	1,1,2-Trichloro-1,2,2-trifluoroethane
8260B		Air	1,1,2-Trichloroethane
8260B		Air	1,1-Dichloroethane
8260B		Air	1,1-Dichloroethene
8260B		Air	1,2,4-Trichlorobenzene
8260B		Air	1,2,4-Trimethylbenzene
8260B		Air	1,2-Dibromo-3-Chloropropane
8260B		Air	1,2-Dibromoethane
8260B		Air	1,2-Dichlorobenzene
8260B		Air	1,2-Dichloroethane
8260B		Air	1,2-Dichloropropane
8260B		Air	1,3,5-Trimethylbenzene
8260B		Air	1,3-Dichlorobenzene
8260B		Air	1,4-Dichlorobenzene
8260B		Air	2-Butanone (MEK)
8260B		Air	2-Hexanone
8260B		Air	4-Methyl-2-pentanone (MIBK)
8260B		Air	Acetone
8260B		Air	Benzene
8260B		Air	Bromodichloromethane
8260B		Air	Bromoform
8260B		Air	Bromomethane
8260B		Air	Carbon disulfide
8260B		Air	Carbon tetrachloride
8260B		Air	Chlorobenzene
8260B		Air	Chloroethane
8260B		Air	Chloroform
8260B		Air	Chloromethane
8260B		Air	cis-1,2-Dichloroethene
8260B		Air	cis-1,3-Dichloropropene
8260B		Air	Dibromochloromethane
8260B		Air	Dichlorodifluoromethane
8260B		Air	Ethylbenzene
8260B		Air	Hexachloro-1,3-butadiene
8260B		Air	Isopropanol
8260B		Air	m,p-Xylene
8260B		Air	Methylene Chloride
8260B		Air	Methyl-t-Butyl Ether (MTBE)
8260B		Air	n-Butylbenzene
8260B		Air	o-Xylene
8260B		Air	sec-Butylbenzene
8260B		Air	Styrene

Eurofins Albuquerque

# Accreditation/Certification Summary

Client: Stantec Consulting Services Inc  
 Project/Site: Canada Mesa -Air

Job ID: 885-39601-1

## Laboratory: Eurofins Albuquerque (Continued)

Unless otherwise noted, all analytes for this laboratory were covered under each accreditation/certification below.

Authority	Program	Identification Number	Expiration Date
-----------	---------	-----------------------	-----------------

The following analytes are included in this report, but the laboratory is not certified by the governing authority. This list may include analytes for which the agency does not offer certification.

Analysis Method	Prep Method	Matrix	Analyte
8260B		Air	tert-Butylbenzene
8260B		Air	Tetrachloroethene
8260B		Air	Toluene
8260B		Air	trans-1,2-Dichloroethene
8260B		Air	trans-1,3-Dichloropropene
8260B		Air	Trichloroethene
8260B		Air	Trichlorofluoromethane
8260B		Air	Vinyl acetate
8260B		Air	Vinyl chloride

Oregon	NELAP	NM100001	02-25-26
--------	-------	----------	----------

The following analytes are included in this report, but the laboratory is not certified by the governing authority. This list may include analytes for which the agency does not offer certification.

Analysis Method	Prep Method	Matrix	Analyte
8015D		Air	Gasoline Range Organics [C6 - C10]
8260B		Air	1,1,1-Trichloroethane
8260B		Air	1,1,2,2-Tetrachloroethane
8260B		Air	1,1,2-Trichloro-1,2,2-trifluoroethane
8260B		Air	1,1,2-Trichloroethane
8260B		Air	1,1-Dichloroethane
8260B		Air	1,1-Dichloroethene
8260B		Air	1,2,4-Trichlorobenzene
8260B		Air	1,2,4-Trimethylbenzene
8260B		Air	1,2-Dibromo-3-Chloropropane
8260B		Air	1,2-Dibromoethane
8260B		Air	1,2-Dichlorobenzene
8260B		Air	1,2-Dichloroethane
8260B		Air	1,2-Dichloropropane
8260B		Air	1,3,5-Trimethylbenzene
8260B		Air	1,3-Dichlorobenzene
8260B		Air	1,4-Dichlorobenzene
8260B		Air	2-Butanone (MEK)
8260B		Air	2-Hexanone
8260B		Air	4-Methyl-2-pentanone (MIBK)
8260B		Air	Acetone
8260B		Air	Benzene
8260B		Air	Bromodichloromethane
8260B		Air	Bromoform
8260B		Air	Bromomethane
8260B		Air	Carbon disulfide
8260B		Air	Carbon tetrachloride
8260B		Air	Chlorobenzene
8260B		Air	Chloroethane
8260B		Air	Chloroform
8260B		Air	Chloromethane
8260B		Air	cis-1,2-Dichloroethene
8260B		Air	cis-1,3-Dichloropropene

Eurofins Albuquerque

## Accreditation/Certification Summary

Client: Stantec Consulting Services Inc  
 Project/Site: Canada Mesa -Air

Job ID: 885-39601-1

### Laboratory: Eurofins Albuquerque (Continued)

Unless otherwise noted, all analytes for this laboratory were covered under each accreditation/certification below.

Authority	Program	Identification Number	Expiration Date
-----------	---------	-----------------------	-----------------

The following analytes are included in this report, but the laboratory is not certified by the governing authority. This list may include analytes for which the agency does not offer certification.

Analysis Method	Prep Method	Matrix	Analyte
8260B		Air	Dibromochloromethane
8260B		Air	Dichlorodifluoromethane
8260B		Air	Ethylbenzene
8260B		Air	Hexachloro-1,3-butadiene
8260B		Air	Isopropanol
8260B		Air	m,p-Xylene
8260B		Air	Methylene Chloride
8260B		Air	Methyl-t-Butyl Ether (MTBE)
8260B		Air	n-Butylbenzene
8260B		Air	o-Xylene
8260B		Air	sec-Butylbenzene
8260B		Air	Styrene
8260B		Air	tert-Butylbenzene
8260B		Air	Tetrachloroethene
8260B		Air	Toluene
8260B		Air	trans-1,2-Dichloroethene
8260B		Air	trans-1,3-Dichloropropene
8260B		Air	Trichloroethene
8260B		Air	Trichlorofluoromethane
8260B		Air	Vinyl acetate
8260B		Air	Vinyl chloride







885-39608 COC Environment TA

# Chain of Custody Record

**Eurofins Albuquerque**  
4901 Hawkins NE  
Albuquerque, NM 87109  
Phone (505) 345-3975

**Client Information**  
Sampler: Elvin J. Chavez & Vicky A. Chavez  
Lab P.M.:  
Client Contact: Roberta Paçilla  
Phone: 505-250-4168  
E-Mail:  
Company: PWSID:  
Prodyg

Carrier Tracking No(s):  
State of Origin:  
COC No:  
Page:  
Job #:

**Analysis Requested**

Due Date Requested:  
Routine  
TAT Requested (days): Routine  
Compliance Project:  Yes  No  
PO #: 505-918-1340  
WO #:  
Project #:  
SSOW#:

Sample Identification	Sample Date	Sample Time	Sample Type (G=Comp, G=grab)	Matrix (W=water, B=solid, O=oil, S=sediment, A=air)	Field Filtered Sample (Yes or No)	TDs, Cl, NO3	TKN	Total Number of containers	Special Instructions/Note:
MW - 4	12/14/25	10:40 AM	G	W	N	N	X	1	N
MW - 4	12/14/25	10:40 AM	G	W	N	N	X		S
MW - 2	12/14/25	10:59 AM	G	W	N	N	X		N
MW - 2	12/14/25	10:59 AM	G	W	N	N	X		S
MW - 1	12/14/25	11:20 AM	G	W	N	N	X		N
MW - 1	12/14/25	11:20 AM	G	W	N	N	X		S

**Sample Disposal (A fee may be assessed if samples are retained longer than 1 month)**  
 Return To Client  Disposal By Lab  Archive For \_\_\_\_\_ Months  
 Special Instructions/QC Requirements: STANDARD

**Relinquish Kit**  
 Non-Hazard  Flammable  Skin Irritant  
 Deliverable Requested: I, II, III, IV, Other (specify) \_\_\_\_\_  
 Empty Kit Relinquished by: \_\_\_\_\_ Date: \_\_\_\_\_  
 Relinquished by: *Vicky A Chavez* Date/Time: 12/15/25 9:53 AM  
 Relinquished by: \_\_\_\_\_ Date/Time: \_\_\_\_\_  
 Company: \_\_\_\_\_  
 Company: \_\_\_\_\_  
 MW - 4 Depth to water: 47.17 Conductivity: 560 Temp: 56.5  
 MW - 2 Depth to water: 49.40 Conductivity: 567 Temp: 56.7  
 MW - 1 Depth to water: 70.31 Conductivity: 303 Temp: 57.9

Cooler Temperature(s) °C and Other Remarks: *5.4, 70.2 = 5.10°C juv*  
 Custody Seal No.:  
 Yes  No  
 Ver: 01/16/2019



### Login Sample Receipt Checklist

Client: Stantec Consulting Services Inc

Job Number: 885-39601-1

**Login Number: 39601**

**List Source: Eurofins Albuquerque**

**List Number: 1**

**Creator: Casarrubias, Tracy**

Question	Answer	Comment
The cooler's custody seal, if present, is intact.	True	
Sample custody seals, if present, are intact.	True	
The cooler or samples do not appear to have been compromised or tampered with.	True	
Samples were received on ice.	False	Thermal preservation not required.
Cooler Temperature is acceptable.	True	
Cooler Temperature is recorded.	True	
COC is present.	True	
COC is filled out in ink and legible.	True	
COC is filled out with all pertinent information.	True	
Is the Field Sampler's name present on COC?	True	
There are no discrepancies between the containers received and the COC.	True	
Samples are received within Holding Time (excluding tests with immediate HTs)	True	
Sample containers have legible labels.	True	
Containers are not broken or leaking.	True	
Sample collection date/times are provided.	True	
Appropriate sample containers are used.	True	
Sample bottles are completely filled.	True	
Sample Preservation Verified.	N/A	
There is sufficient vol. for all requested analyses, incl. any requested MS/MSDs	True	
Containers requiring zero headspace have no headspace or bubble is <6mm (1/4").	True	
TCEQ Mtd 1005 soil sample was frozen/delivered for prep within 48H of sampling.	N/A	





Environment Testing

- 1
- 2
- 3
- 4
- 5
- 6
- 7
- 8
- 9
- 10
- 11

# ANALYTICAL REPORT

## PREPARED FOR

Attn: Mr. Joseph Wiley  
Kinder Morgan Inc  
Attn: Ivonne Salazar  
1001 Louisiana Street, 956E  
Houston, Texas 77002  
Generated 1/6/2026 2:37:48 PM

## JOB DESCRIPTION

Canada Mesa #2

## JOB NUMBER

885-40212-1

Eurofins Albuquerque  
4901 Hawkins NE  
Albuquerque NM 87109



# Eurofins Albuquerque

## Job Notes

The test results in this report relate only to the samples as received by the laboratory and will meet all requirements of the methodology, with any exceptions noted. This report shall not be reproduced except in full, without the express written approval of the laboratory. All questions should be directed to the Eurofins Environment Testing South Central, LLC Project Manager.

## Authorization



Generated  
1/6/2026 2:37:48 PM

Authorized for release by  
Catherine Upton, Project Manager  
[Catherine.upton@et.eurofinsus.com](mailto:Catherine.upton@et.eurofinsus.com)  
(505)338-8837

Client: Kinder Morgan Inc  
Project/Site: Canada Mesa #2

Laboratory Job ID: 885-40212-1



# Table of Contents

Cover Page . . . . .	1
Table of Contents . . . . .	3
Definitions/Glossary . . . . .	4
Case Narrative . . . . .	5
Client Sample Results . . . . .	6
QC Sample Results . . . . .	10
QC Association Summary . . . . .	18
Lab Chronicle . . . . .	19
Certification Summary . . . . .	20
Chain of Custody . . . . .	23
Receipt Checklists . . . . .	24

## Definitions/Glossary

Client: Kinder Morgan Inc  
Project/Site: Canada Mesa #2

Job ID: 885-40212-1

## Qualifiers

## GC/MS VOA

Qualifier	Qualifier Description
F5	Duplicate RPD exceeds limit, and one or both sample results are less than 5 times RL, and the absolute difference between results is < the upper reporting limits for both.
S1+	Surrogate recovery exceeds control limits, high biased.

## GC VOA

Qualifier	Qualifier Description
S1+	Surrogate recovery exceeds control limits, high biased.

## Glossary

Abbreviation	These commonly used abbreviations may or may not be present in this report.
☼	Listed under the "D" column to designate that the result is reported on a dry weight basis
%R	Percent Recovery
CFL	Contains Free Liquid
CFU	Colony Forming Unit
CNF	Contains No Free Liquid
DER	Duplicate Error Ratio (normalized absolute difference)
Dil Fac	Dilution Factor
DL	Detection Limit (DoD/DOE)
DL, RA, RE, IN	Indicates a Dilution, Re-analysis, Re-extraction, or additional Initial metals/anion analysis of the sample
DLC	Decision Level Concentration (Radiochemistry)
EDL	Estimated Detection Limit (Dioxin)
LOD	Limit of Detection (DoD/DOE)
LOQ	Limit of Quantitation (DoD/DOE)
MCL	EPA recommended "Maximum Contaminant Level"
MDA	Minimum Detectable Activity (Radiochemistry)
MDC	Minimum Detectable Concentration (Radiochemistry)
MDL	Method Detection Limit
ML	Minimum Level (Dioxin)
MPN	Most Probable Number
MQL	Method Quantitation Limit
NC	Not Calculated
ND	Not Detected at the reporting limit (or MDL or EDL if shown)
NEG	Negative / Absent
POS	Positive / Present
PQL	Practical Quantitation Limit
PRES	Presumptive
QC	Quality Control
RER	Relative Error Ratio (Radiochemistry)
RL	Reporting Limit or Requested Limit (Radiochemistry)
RPD	Relative Percent Difference, a measure of the relative difference between two points
TEF	Toxicity Equivalent Factor (Dioxin)
TEQ	Toxicity Equivalent Quotient (Dioxin)
TNTC	Too Numerous To Count

Eurofins Albuquerque

## Case Narrative

Client: Kinder Morgan Inc  
Project: Canada Mesa #2

Job ID: 885-40212-1

**Job ID: 885-40212-1**

**Eurofins Albuquerque**

### Job Narrative 885-40212-1

The analytical test results presented in this report meet all requirements of the associated regulatory program listed on the Accreditation/Certification Summary Page, unless otherwise noted. Data qualifiers and/or narrative comments are included to explain any exceptions, if applicable. Regulated compliance samples (e.g. SDWA, NPDES) must comply with associated agency requirements/permits.

- Matrix-specific batch QC (e.g., MS, MSD, SD) may not be reported when insufficient sample volume is available or when site-specific QC samples are not submitted. In such cases, a Laboratory Control Sample Duplicate (LCSD) may be analyzed to provide precision data for the batch.
- For samples analyzed using surrogate and/or isotope dilution analytes, any recoveries falling outside of established acceptance criteria are re-prepared and/or re-analyzed to confirm results, unless the deviation is due to sample dilution or otherwise explained in the case narrative.

#### Receipt

The samples were received on 12/23/2025 7:40 AM. Unless otherwise noted below, the samples arrived in good condition, and, where required, properly preserved and on ice.

#### GC/MS VOA

Method 8260B: The continuing calibration verification (CCV) associated with batch 885-40769 recovered above the upper control limit for Vinyl acetate. The samples associated with this CCV were non-detects for the affected analytes; therefore, the data have been reported.

Method 8260B: The sample duplicate (DUP) precision for Acetone in analytical batch 885-40769 was outside control limits. Sample matrix interference and poor analyte performance in air matrix is suspected.

Method 8260B: The continuing calibration verification (CCV) associated with batch 885-40853 recovered above the upper control limit for Vinyl acetate. The samples associated with this CCV were non-detects for the affected analytes; therefore, the data have been reported.

Method 8260B: The continuing calibration verification (CCV) associated with batch 885-40860 recovered above the upper control limit for Vinyl acetate. The samples associated with this CCV were non-detects for the affected analytes; therefore, the data have been reported.

Method 8260B: Surrogate recovery for the following sample was outside control limits: Inflow Canada Mesa #2 (885-40212-2). Evidence of matrix interference due to high target analytes is present; therefore, re-extraction and/or re-analysis was not performed.

Method 8260B: Surrogate Toluene-d8 (Surrogate) recovery for the following sample was outside control limits: Inflow Canada Mesa #2 (885-40212-2). Evidence of matrix interference is present; therefore, re-extraction and/or re-analysis was not performed.

No additional analytical or quality issues were noted, other than those described above or in the Definitions/ Glossary page.

#### Gasoline Range Organics

No additional analytical or quality issues were noted, other than those described above or in the Definitions/ Glossary page.

Eurofins Albuquerque

### Client Sample Results

Client: Kinder Morgan Inc  
 Project/Site: Canada Mesa #2

Job ID: 885-40212-1

**Client Sample ID: Effluent Canada Mesa #2**

**Lab Sample ID: 885-40212-1**

Date Collected: 12/22/25 10:58

Matrix: Air

Date Received: 12/23/25 07:40

Sample Container: Tedlar Bag 1L

**Method: SW846 8260B - Volatile Organic Compounds (GC/MS)**

Analyte	Result	Qualifier	RL	MDL	Unit	D	Prepared	Analyzed	Dil Fac
1,1,1-Trichloroethane	ND		100	20	ug/m3			01/02/26 14:34	1
1,1,2,2-Tetrachloroethane	ND		200	41	ug/m3			01/02/26 14:34	1
1,1,2-Trichloro-1,2,2-trifluoroethane	ND		500	20	ug/m3			01/02/26 14:34	1
1,1,2-Trichloroethane	ND		100	20	ug/m3			01/02/26 14:34	1
1,1-Dichloroethane	ND		100	25	ug/m3			01/02/26 14:34	1
1,1-Dichloroethene	ND		100	20	ug/m3			01/02/26 14:34	1
1,2,4-Trichlorobenzene	ND		100	25	ug/m3			01/02/26 14:34	1
<b>1,2,4-Trimethylbenzene</b>	<b>190</b>		100	20	ug/m3			01/02/26 14:34	1
1,2-Dibromo-3-Chloropropane	ND		200	75	ug/m3			01/02/26 14:34	1
1,2-Dibromoethane	ND		100	20	ug/m3			01/02/26 14:34	1
1,2-Dichlorobenzene	ND		100	20	ug/m3			01/02/26 14:34	1
1,2-Dichloroethane	ND		100	25	ug/m3			01/02/26 14:34	1
1,2-Dichloropropane	ND		100	20	ug/m3			01/02/26 14:34	1
<b>1,3,5-Trimethylbenzene</b>	<b>220</b>		100	20	ug/m3			01/02/26 14:34	1
1,3-Dichlorobenzene	ND		100	20	ug/m3			01/02/26 14:34	1
1,4-Dichlorobenzene	ND		100	20	ug/m3			01/02/26 14:34	1
2-Butanone (MEK)	ND		1000	200	ug/m3			01/02/26 14:34	1
2-Hexanone	ND		1000	200	ug/m3			01/02/26 14:34	1
4-Methyl-2-pentanone (MIBK)	ND		1000	100	ug/m3			01/02/26 14:34	1
<b>Acetone</b>	<b>1100</b>		1000	250	ug/m3			01/02/26 14:34	1
<b>Benzene</b>	<b>14000</b>		500	75	ug/m3			01/05/26 13:14	5
Bromodichloromethane	ND		100	20	ug/m3			01/02/26 14:34	1
Bromoform	ND		100	40	ug/m3			01/02/26 14:34	1
Bromomethane	ND		300	200	ug/m3			01/02/26 14:34	1
cis-1,2-Dichloroethene	ND		100	40	ug/m3			01/02/26 14:34	1
cis-1,3-Dichloropropene	ND		100	20	ug/m3			01/02/26 14:34	1
Carbon disulfide	ND		1000	40	ug/m3			01/02/26 14:34	1
Carbon tetrachloride	ND		100	20	ug/m3			01/02/26 14:34	1
Chlorobenzene	ND		100	50	ug/m3			01/02/26 14:34	1
Chloroethane	ND		200	40	ug/m3			01/02/26 14:34	1
Chloroform	ND		100	25	ug/m3			01/02/26 14:34	1
Chloromethane	ND		300	100	ug/m3			01/02/26 14:34	1
Dibromochloromethane	ND		100	20	ug/m3			01/02/26 14:34	1
Dichlorodifluoromethane	ND		100	50	ug/m3			01/02/26 14:34	1
<b>Ethylbenzene</b>	<b>200</b>		100	20	ug/m3			01/02/26 14:34	1
Hexachloro-1,3-butadiene	ND		100	40	ug/m3			01/02/26 14:34	1
Isopropanol	ND		10000	1000	ug/m3			01/02/26 14:34	1
Methylene Chloride	ND		250	100	ug/m3			01/02/26 14:34	1
Methyl-t-Butyl Ether (MTBE)	ND		100	40	ug/m3			01/02/26 14:34	1
n-Butylbenzene	ND		300	20	ug/m3			01/02/26 14:34	1
<b>o-Xylene</b>	<b>370</b>		100	20	ug/m3			01/02/26 14:34	1
<b>m,p-Xylene</b>	<b>2000</b>		100	40	ug/m3			01/02/26 14:34	1
sec-Butylbenzene	ND		100	20	ug/m3			01/02/26 14:34	1
Styrene	ND		100	25	ug/m3			01/02/26 14:34	1
trans-1,2-Dichloroethene	ND		100	20	ug/m3			01/02/26 14:34	1
trans-1,3-Dichloropropene	ND		100	20	ug/m3			01/02/26 14:34	1
tert-Butylbenzene	ND		100	40	ug/m3			01/02/26 14:34	1
Tetrachloroethene	ND		100	20	ug/m3			01/02/26 14:34	1

Euofins Albuquerque

### Client Sample Results

Client: Kinder Morgan Inc  
 Project/Site: Canada Mesa #2

Job ID: 885-40212-1

**Client Sample ID: Effluent Canada Mesa #2**

**Lab Sample ID: 885-40212-1**

Date Collected: 12/22/25 10:58

Matrix: Air

Date Received: 12/23/25 07:40

Sample Container: Tedlar Bag 1L

**Method: SW846 8260B - Volatile Organic Compounds (GC/MS) (Continued)**

Analyte	Result	Qualifier	RL	MDL	Unit	D	Prepared	Analyzed	Dil Fac
<b>Toluene</b>	<b>2800</b>		100	20	ug/m3			01/02/26 14:34	1
Trichloroethene	ND		100	30	ug/m3			01/02/26 14:34	1
Trichlorofluoromethane	ND		100	20	ug/m3			01/02/26 14:34	1
Vinyl acetate	ND		1500	1500	ug/m3			01/02/26 14:34	1
Vinyl chloride	ND		100	30	ug/m3			01/02/26 14:34	1

Surrogate	%Recovery	Qualifier	Limits	Prepared	Analyzed	Dil Fac
1,2-Dichloroethane-d4 (Surr)	87		70 - 130		01/02/26 14:34	1
1,2-Dichloroethane-d4 (Surr)	94		70 - 130		01/05/26 13:14	5
4-Bromofluorobenzene (Surr)	94		70 - 130		01/02/26 14:34	1
4-Bromofluorobenzene (Surr)	95		70 - 130		01/05/26 13:14	5
Toluene-d8 (Surr)	98		70 - 130		01/02/26 14:34	1
Toluene-d8 (Surr)	95		70 - 130		01/05/26 13:14	5

**Method: SW846 8015D - Gasoline Range Organics (GRO) (GC)**

Analyte	Result	Qualifier	RL	MDL	Unit	D	Prepared	Analyzed	Dil Fac
<b>Gasoline Range Organics [C6 - C10]</b>	<b>45000</b>		5000	1300	ug/m3			01/05/26 12:03	1

Surrogate	%Recovery	Qualifier	Limits	Prepared	Analyzed	Dil Fac
4-Bromofluorobenzene (Surr)	123		15 - 150		01/05/26 12:03	1

### Client Sample Results

Client: Kinder Morgan Inc  
 Project/Site: Canada Mesa #2

Job ID: 885-40212-1

**Client Sample ID: Infkuent Canada Mesa #2**

**Lab Sample ID: 885-40212-2**

Date Collected: 12/22/25 11:00

Matrix: Air

Date Received: 12/23/25 07:40

Sample Container: Tedlar Bag 1L

**Method: SW846 8260B - Volatile Organic Compounds (GC/MS)**

Analyte	Result	Qualifier	RL	MDL	Unit	D	Prepared	Analyzed	Dil Fac
1,1,1-Trichloroethane	ND		1000	200	ug/m3			01/05/26 14:04	10
1,1,2,2-Tetrachloroethane	ND		2000	410	ug/m3			01/05/26 14:04	10
1,1,2-Trichloro-1,2,2-trifluoroethane	ND		5000	200	ug/m3			01/05/26 14:04	10
1,1,2-Trichloroethane	ND		1000	200	ug/m3			01/05/26 14:04	10
1,1-Dichloroethane	ND		1000	250	ug/m3			01/05/26 14:04	10
1,1-Dichloroethene	ND		1000	200	ug/m3			01/05/26 14:04	10
1,2,4-Trichlorobenzene	ND		1000	250	ug/m3			01/05/26 14:04	10
<b>1,2,4-Trimethylbenzene</b>	<b>9700</b>		1000	200	ug/m3			01/05/26 14:04	10
1,2-Dibromo-3-Chloropropane	ND		2000	750	ug/m3			01/05/26 14:04	10
1,2-Dibromoethane	ND		1000	200	ug/m3			01/05/26 14:04	10
1,2-Dichlorobenzene	ND		1000	200	ug/m3			01/05/26 14:04	10
1,2-Dichloroethane	ND		1000	250	ug/m3			01/05/26 14:04	10
1,2-Dichloropropane	ND		1000	200	ug/m3			01/05/26 14:04	10
<b>1,3,5-Trimethylbenzene</b>	<b>16000</b>		1000	200	ug/m3			01/05/26 14:04	10
1,3-Dichlorobenzene	ND		1000	200	ug/m3			01/05/26 14:04	10
1,4-Dichlorobenzene	ND		1000	200	ug/m3			01/05/26 14:04	10
2-Butanone (MEK)	ND		10000	2000	ug/m3			01/05/26 14:04	10
2-Hexanone	ND		10000	2000	ug/m3			01/05/26 14:04	10
4-Methyl-2-pentanone (MIBK)	ND		10000	1000	ug/m3			01/05/26 14:04	10
Acetone	ND		10000	2500	ug/m3			01/05/26 14:04	10
Benzene	ND		1000	150	ug/m3			01/05/26 14:04	10
Bromodichloromethane	ND		1000	200	ug/m3			01/05/26 14:04	10
Bromoform	ND		1000	400	ug/m3			01/05/26 14:04	10
Bromomethane	ND		3000	2000	ug/m3			01/05/26 14:04	10
cis-1,2-Dichloroethene	ND		1000	400	ug/m3			01/05/26 14:04	10
cis-1,3-Dichloropropene	ND		1000	200	ug/m3			01/05/26 14:04	10
Carbon disulfide	ND		10000	400	ug/m3			01/05/26 14:04	10
Carbon tetrachloride	ND		1000	200	ug/m3			01/05/26 14:04	10
Chlorobenzene	ND		1000	500	ug/m3			01/05/26 14:04	10
Chloroethane	ND		2000	400	ug/m3			01/05/26 14:04	10
Chloroform	ND		1000	250	ug/m3			01/05/26 14:04	10
Chloromethane	ND		3000	1000	ug/m3			01/05/26 14:04	10
Dibromochloromethane	ND		1000	200	ug/m3			01/05/26 14:04	10
Dichlorodifluoromethane	ND		1000	500	ug/m3			01/05/26 14:04	10
<b>Ethylbenzene</b>	<b>15000</b>		1000	200	ug/m3			01/05/26 14:04	10
Hexachloro-1,3-butadiene	ND		1000	400	ug/m3			01/05/26 14:04	10
Isopropanol	ND		100000	10000	ug/m3			01/05/26 14:04	10
Methylene Chloride	ND		2500	1000	ug/m3			01/05/26 14:04	10
Methyl-t-Butyl Ether (MTBE)	ND		1000	400	ug/m3			01/05/26 14:04	10
n-Butylbenzene	ND		3000	200	ug/m3			01/05/26 14:04	10
<b>o-Xylene</b>	<b>28000</b>		2000	400	ug/m3			01/05/26 16:08	20
<b>m,p-Xylene</b>	<b>170000</b>		2000	800	ug/m3			01/05/26 16:08	20
sec-Butylbenzene	ND		1000	200	ug/m3			01/05/26 14:04	10
Styrene	ND		1000	250	ug/m3			01/05/26 14:04	10
trans-1,2-Dichloroethene	ND		1000	200	ug/m3			01/05/26 14:04	10
trans-1,3-Dichloropropene	ND		1000	200	ug/m3			01/05/26 14:04	10
tert-Butylbenzene	ND		1000	400	ug/m3			01/05/26 14:04	10
Tetrachloroethene	ND		1000	200	ug/m3			01/05/26 14:04	10

Euofins Albuquerque

### Client Sample Results

Client: Kinder Morgan Inc  
 Project/Site: Canada Mesa #2

Job ID: 885-40212-1

**Client Sample ID: Infkuent Canada Mesa #2**

**Lab Sample ID: 885-40212-2**

Date Collected: 12/22/25 11:00

Matrix: Air

Date Received: 12/23/25 07:40

Sample Container: Tedlar Bag 1L

**Method: SW846 8260B - Volatile Organic Compounds (GC/MS) (Continued)**

Analyte	Result	Qualifier	RL	MDL	Unit	D	Prepared	Analyzed	Dil Fac
<b>Toluene</b>	<b>2800</b>		1000	200	ug/m3			01/05/26 14:04	10
Trichloroethene	ND		1000	300	ug/m3			01/05/26 14:04	10
Trichlorofluoromethane	ND		1000	200	ug/m3			01/05/26 14:04	10
Vinyl acetate	ND		15000	15000	ug/m3			01/05/26 14:04	10
Vinyl chloride	ND		1000	300	ug/m3			01/05/26 14:04	10

Surrogate	%Recovery	Qualifier	Limits	Prepared	Analyzed	Dil Fac
1,2-Dichloroethane-d4 (Surr)	90		70 - 130		01/05/26 14:04	10
1,2-Dichloroethane-d4 (Surr)	74		70 - 130		01/05/26 16:08	20
4-Bromofluorobenzene (Surr)	121		70 - 130		01/05/26 14:04	10
4-Bromofluorobenzene (Surr)	103		70 - 130		01/05/26 16:08	20
Toluene-d8 (Surr)	151	S1+	70 - 130		01/05/26 14:04	10
Toluene-d8 (Surr)	131	S1+	70 - 130		01/05/26 16:08	20

**Method: SW846 8015D - Gasoline Range Organics (GRO) (GC)**

Analyte	Result	Qualifier	RL	MDL	Unit	D	Prepared	Analyzed	Dil Fac
<b>Gasoline Range Organics [C6 - C10]</b>	<b>5000000</b>		500000	130000	ug/m3			01/05/26 12:47	100

Surrogate	%Recovery	Qualifier	Limits	Prepared	Analyzed	Dil Fac
4-Bromofluorobenzene (Surr)	119		15 - 150		01/05/26 12:47	100

### QC Sample Results

Client: Kinder Morgan Inc  
 Project/Site: Canada Mesa #2

Job ID: 885-40212-1

**Method: 8260B - Volatile Organic Compounds (GC/MS)**

Lab Sample ID: MB 885-40769/5  
 Matrix: Air  
 Analysis Batch: 40769

Client Sample ID: Method Blank  
 Prep Type: Total/NA

Analyte	MB Result	MB Qualifier	RL	MDL	Unit	D	Prepared	Analyzed	Dil Fac
1,1,1-Trichloroethane	ND		1000	200	ug/m3			01/02/26 14:10	1
1,1,2,2-Tetrachloroethane	ND		2000	410	ug/m3			01/02/26 14:10	1
1,1,2-Trichloro-1,2,2-trifluoroethane	ND		5000	200	ug/m3			01/02/26 14:10	1
1,1,2-Trichloroethane	ND		1000	200	ug/m3			01/02/26 14:10	1
1,1-Dichloroethane	ND		1000	250	ug/m3			01/02/26 14:10	1
1,1-Dichloroethene	ND		1000	200	ug/m3			01/02/26 14:10	1
1,2,4-Trichlorobenzene	ND		1000	250	ug/m3			01/02/26 14:10	1
1,2,4-Trimethylbenzene	ND		1000	200	ug/m3			01/02/26 14:10	1
1,2-Dibromo-3-Chloropropane	ND		2000	750	ug/m3			01/02/26 14:10	1
1,2-Dibromoethane	ND		1000	200	ug/m3			01/02/26 14:10	1
1,2-Dichlorobenzene	ND		1000	200	ug/m3			01/02/26 14:10	1
1,2-Dichloroethane	ND		1000	250	ug/m3			01/02/26 14:10	1
1,2-Dichloropropane	ND		1000	200	ug/m3			01/02/26 14:10	1
1,3,5-Trimethylbenzene	ND		1000	200	ug/m3			01/02/26 14:10	1
1,3-Dichlorobenzene	ND		1000	200	ug/m3			01/02/26 14:10	1
1,4-Dichlorobenzene	ND		1000	200	ug/m3			01/02/26 14:10	1
2-Butanone (MEK)	ND		10000	2000	ug/m3			01/02/26 14:10	1
2-Hexanone	ND		10000	2000	ug/m3			01/02/26 14:10	1
4-Methyl-2-pentanone (MIBK)	ND		10000	1000	ug/m3			01/02/26 14:10	1
Acetone	ND		10000	2500	ug/m3			01/02/26 14:10	1
Benzene	ND		1000	150	ug/m3			01/02/26 14:10	1
Bromodichloromethane	ND		1000	200	ug/m3			01/02/26 14:10	1
Bromoform	ND		1000	400	ug/m3			01/02/26 14:10	1
Bromomethane	ND		3000	2000	ug/m3			01/02/26 14:10	1
cis-1,2-Dichloroethene	ND		1000	400	ug/m3			01/02/26 14:10	1
cis-1,3-Dichloropropene	ND		1000	200	ug/m3			01/02/26 14:10	1
Carbon disulfide	ND		10000	400	ug/m3			01/02/26 14:10	1
Carbon tetrachloride	ND		1000	200	ug/m3			01/02/26 14:10	1
Chlorobenzene	ND		1000	500	ug/m3			01/02/26 14:10	1
Chloroethane	ND		2000	400	ug/m3			01/02/26 14:10	1
Chloroform	ND		1000	250	ug/m3			01/02/26 14:10	1
Chloromethane	ND		3000	1000	ug/m3			01/02/26 14:10	1
Dibromochloromethane	ND		1000	200	ug/m3			01/02/26 14:10	1
Dichlorodifluoromethane	ND		1000	500	ug/m3			01/02/26 14:10	1
Ethylbenzene	ND		1000	200	ug/m3			01/02/26 14:10	1
Hexachloro-1,3-butadiene	ND		1000	400	ug/m3			01/02/26 14:10	1
Isopropanol	ND		100000	10000	ug/m3			01/02/26 14:10	1
Methylene Chloride	ND		2500	1000	ug/m3			01/02/26 14:10	1
Methyl-t-Butyl Ether (MTBE)	ND		1000	400	ug/m3			01/02/26 14:10	1
n-Butylbenzene	ND		3000	200	ug/m3			01/02/26 14:10	1
o-Xylene	ND		1000	200	ug/m3			01/02/26 14:10	1
m,p-Xylene	ND		1000	400	ug/m3			01/02/26 14:10	1
sec-Butylbenzene	ND		1000	200	ug/m3			01/02/26 14:10	1
Styrene	ND		1000	250	ug/m3			01/02/26 14:10	1
trans-1,2-Dichloroethene	ND		1000	200	ug/m3			01/02/26 14:10	1
trans-1,3-Dichloropropene	ND		1000	200	ug/m3			01/02/26 14:10	1
tert-Butylbenzene	ND		1000	400	ug/m3			01/02/26 14:10	1
Tetrachloroethene	ND		1000	200	ug/m3			01/02/26 14:10	1

Eurofins Albuquerque

### QC Sample Results

Client: Kinder Morgan Inc  
 Project/Site: Canada Mesa #2

Job ID: 885-40212-1

#### Method: 8260B - Volatile Organic Compounds (GC/MS) (Continued)

Lab Sample ID: MB 885-40769/5

Client Sample ID: Method Blank

Matrix: Air

Prep Type: Total/NA

Analysis Batch: 40769

Analyte	MB	MB	RL	MDL	Unit	D	Prepared	Analyzed	Dil Fac
	Result	Qualifier							
Toluene	ND		1000	200	ug/m3			01/02/26 14:10	1
Trichloroethene	ND		1000	300	ug/m3			01/02/26 14:10	1
Trichlorofluoromethane	ND		1000	200	ug/m3			01/02/26 14:10	1
Vinyl acetate	ND		15000	15000	ug/m3			01/02/26 14:10	1
Vinyl chloride	ND		1000	300	ug/m3			01/02/26 14:10	1

Surrogate	MB	MB	Limits	Prepared	Analyzed	Dil Fac
	%Recovery	Qualifier				
1,2-Dichloroethane-d4 (Surr)	95		70 - 130		01/02/26 14:10	1
4-Bromofluorobenzene (Surr)	93		70 - 130		01/02/26 14:10	1
Toluene-d8 (Surr)	94		70 - 130		01/02/26 14:10	1

Lab Sample ID: LCS 885-40769/4

Client Sample ID: Lab Control Sample

Matrix: Air

Prep Type: Total/NA

Analysis Batch: 40769

Analyte	Spike Added	LCS	LCS	Unit	D	%Rec	%Rec Limits
		Result	Qualifier				
1,1-Dichloroethene	20000	18500		ug/m3		93	70 - 130
Benzene	20000	20900		ug/m3		105	70 - 130
Chlorobenzene	20000	20800		ug/m3		104	70 - 130
Toluene	20000	20700		ug/m3		104	70 - 130
Trichloroethene	20000	19400		ug/m3		97	70 - 130

Surrogate	LCS	LCS	Limits
	%Recovery	Qualifier	
1,2-Dichloroethane-d4 (Surr)	97		70 - 130
4-Bromofluorobenzene (Surr)	95		70 - 130
Toluene-d8 (Surr)	95		70 - 130

Lab Sample ID: 885-40212-1 DU

Client Sample ID: Effluent Canada Mesa #2

Matrix: Air

Prep Type: Total/NA

Analysis Batch: 40769

Analyte	Sample	Sample	DU	DU	Unit	D	RPD	RPD Limit
	Result	Qualifier	Result	Qualifier				
1,1,1-Trichloroethane	ND		ND		ug/m3		NC	20
1,1,1,2-Tetrachloroethane	ND		ND		ug/m3		NC	20
1,1,2-Trichloro-1,2,2-trifluoroethane	ND		ND		ug/m3		NC	20
1,1,2-Trichloroethane	ND		ND		ug/m3		NC	20
1,1-Dichloroethane	ND		ND		ug/m3		NC	20
1,1-Dichloroethene	ND		ND		ug/m3		NC	20
1,2,4-Trichlorobenzene	ND		ND		ug/m3		NC	20
1,2,4-Trimethylbenzene	190		197		ug/m3		2	20
1,2-Dibromo-3-Chloropropane	ND		ND		ug/m3		NC	20
1,2-Dibromoethane	ND		ND		ug/m3		NC	20
1,2-Dichlorobenzene	ND		ND		ug/m3		NC	20
1,2-Dichloroethane	ND		ND		ug/m3		NC	20
1,2-Dichloropropane	ND		ND		ug/m3		NC	20
1,3,5-Trimethylbenzene	220		232		ug/m3		3	20
1,3-Dichlorobenzene	ND		ND		ug/m3		NC	20

Eurofins Albuquerque

### QC Sample Results

Client: Kinder Morgan Inc  
 Project/Site: Canada Mesa #2

Job ID: 885-40212-1

#### Method: 8260B - Volatile Organic Compounds (GC/MS) (Continued)

Lab Sample ID: 885-40212-1 DU

Client Sample ID: Effluent Canada Mesa #2

Matrix: Air

Prep Type: Total/NA

Analysis Batch: 40769

Analyte	Sample Result	Sample Qualifier	DU Result	DU Qualifier	Unit	D	RPD	Limit
1,4-Dichlorobenzene	ND		ND		ug/m3		NC	20
2-Butanone (MEK)	ND		ND		ug/m3		NC	20
2-Hexanone	ND		ND		ug/m3		NC	20
4-Methyl-2-pentanone (MIBK)	ND		ND		ug/m3		NC	20
Acetone	1100		1480	F5	ug/m3		27	20
Bromodichloromethane	ND		ND		ug/m3		NC	20
Bromoform	ND		ND		ug/m3		NC	20
Bromomethane	ND		ND		ug/m3		NC	20
cis-1,2-Dichloroethene	ND		ND		ug/m3		NC	20
cis-1,3-Dichloropropene	ND		ND		ug/m3		NC	20
Carbon disulfide	ND		ND		ug/m3		NC	20
Carbon tetrachloride	ND		ND		ug/m3		NC	20
Chlorobenzene	ND		ND		ug/m3		NC	20
Chloroethane	ND		ND		ug/m3		NC	20
Chloroform	ND		ND		ug/m3		NC	20
Chloromethane	ND		ND		ug/m3		NC	20
Dibromochloromethane	ND		ND		ug/m3		NC	20
Dichlorodifluoromethane	ND		ND		ug/m3		NC	20
Ethylbenzene	200		204		ug/m3		1	20
Hexachloro-1,3-butadiene	ND		ND		ug/m3		NC	20
Isopropanol	ND		ND		ug/m3		NC	20
Methylene Chloride	ND		ND		ug/m3		NC	20
Methyl-t-Butyl Ether (MTBE)	ND		ND		ug/m3		NC	20
n-Butylbenzene	ND		ND		ug/m3		NC	20
o-Xylene	370		383		ug/m3		5	20
m,p-Xylene	2000		2110		ug/m3		3	20
sec-Butylbenzene	ND		ND		ug/m3		NC	20
Styrene	ND		ND		ug/m3		NC	20
trans-1,2-Dichloroethene	ND		ND		ug/m3		NC	20
trans-1,3-Dichloropropene	ND		ND		ug/m3		NC	20
tert-Butylbenzene	ND		ND		ug/m3		NC	20
Tetrachloroethene	ND		ND		ug/m3		NC	20
Toluene	2800		2710		ug/m3		5	20
Trichloroethene	ND		ND		ug/m3		NC	20
Trichlorofluoromethane	ND		ND		ug/m3		NC	20
Vinyl acetate	ND		ND		ug/m3		NC	20
Vinyl chloride	ND		ND		ug/m3		NC	20

Surrogate	%Recovery	DU Qualifier	Limits
1,2-Dichloroethane-d4 (Surr)	90		70 - 130
4-Bromofluorobenzene (Surr)	94		70 - 130
Toluene-d8 (Surr)	97		70 - 130

## QC Sample Results

Client: Kinder Morgan Inc  
Project/Site: Canada Mesa #2

Job ID: 885-40212-1

## Method: 8260B - Volatile Organic Compounds (GC/MS) (Continued)

Lab Sample ID: MB 885-40853/6

Matrix: Air

Analysis Batch: 40853

Client Sample ID: Method Blank

Prep Type: Total/NA

Analyte	MB Result	MB Qualifier	RL	MDL	Unit	D	Prepared	Analyzed	Dil Fac
1,1,1-Trichloroethane	ND		1000	200	ug/m3			01/05/26 12:46	1
1,1,2,2-Tetrachloroethane	ND		2000	410	ug/m3			01/05/26 12:46	1
1,1,2-Trichloro-1,2,2-trifluoroethane	ND		5000	200	ug/m3			01/05/26 12:46	1
1,1,2-Trichloroethane	ND		1000	200	ug/m3			01/05/26 12:46	1
1,1-Dichloroethane	ND		1000	250	ug/m3			01/05/26 12:46	1
1,1-Dichloroethene	ND		1000	200	ug/m3			01/05/26 12:46	1
1,2,4-Trichlorobenzene	ND		1000	250	ug/m3			01/05/26 12:46	1
1,2,4-Trimethylbenzene	ND		1000	200	ug/m3			01/05/26 12:46	1
1,2-Dibromo-3-Chloropropane	ND		2000	750	ug/m3			01/05/26 12:46	1
1,2-Dibromoethane	ND		1000	200	ug/m3			01/05/26 12:46	1
1,2-Dichlorobenzene	ND		1000	200	ug/m3			01/05/26 12:46	1
1,2-Dichloroethane	ND		1000	250	ug/m3			01/05/26 12:46	1
1,2-Dichloropropane	ND		1000	200	ug/m3			01/05/26 12:46	1
1,3,5-Trimethylbenzene	ND		1000	200	ug/m3			01/05/26 12:46	1
1,3-Dichlorobenzene	ND		1000	200	ug/m3			01/05/26 12:46	1
1,4-Dichlorobenzene	ND		1000	200	ug/m3			01/05/26 12:46	1
2-Butanone (MEK)	ND		10000	2000	ug/m3			01/05/26 12:46	1
2-Hexanone	ND		10000	2000	ug/m3			01/05/26 12:46	1
4-Methyl-2-pentanone (MIBK)	ND		10000	1000	ug/m3			01/05/26 12:46	1
Acetone	ND		10000	2500	ug/m3			01/05/26 12:46	1
Benzene	ND		1000	150	ug/m3			01/05/26 12:46	1
Bromodichloromethane	ND		1000	200	ug/m3			01/05/26 12:46	1
Bromoform	ND		1000	400	ug/m3			01/05/26 12:46	1
Bromomethane	ND		3000	2000	ug/m3			01/05/26 12:46	1
cis-1,2-Dichloroethene	ND		1000	400	ug/m3			01/05/26 12:46	1
cis-1,3-Dichloropropene	ND		1000	200	ug/m3			01/05/26 12:46	1
Carbon disulfide	ND		10000	400	ug/m3			01/05/26 12:46	1
Carbon tetrachloride	ND		1000	200	ug/m3			01/05/26 12:46	1
Chlorobenzene	ND		1000	500	ug/m3			01/05/26 12:46	1
Chloroethane	ND		2000	400	ug/m3			01/05/26 12:46	1
Chloroform	ND		1000	250	ug/m3			01/05/26 12:46	1
Chloromethane	ND		3000	1000	ug/m3			01/05/26 12:46	1
Dibromochloromethane	ND		1000	200	ug/m3			01/05/26 12:46	1
Dichlorodifluoromethane	ND		1000	500	ug/m3			01/05/26 12:46	1
Ethylbenzene	ND		1000	200	ug/m3			01/05/26 12:46	1
Hexachloro-1,3-butadiene	ND		1000	400	ug/m3			01/05/26 12:46	1
Isopropanol	ND		100000	10000	ug/m3			01/05/26 12:46	1
Methylene Chloride	ND		2500	1000	ug/m3			01/05/26 12:46	1
Methyl-t-Butyl Ether (MTBE)	ND		1000	400	ug/m3			01/05/26 12:46	1
n-Butylbenzene	ND		3000	200	ug/m3			01/05/26 12:46	1
o-Xylene	ND		1000	200	ug/m3			01/05/26 12:46	1
m,p-Xylene	ND		1000	400	ug/m3			01/05/26 12:46	1
sec-Butylbenzene	ND		1000	200	ug/m3			01/05/26 12:46	1
Styrene	ND		1000	250	ug/m3			01/05/26 12:46	1
trans-1,2-Dichloroethene	ND		1000	200	ug/m3			01/05/26 12:46	1
trans-1,3-Dichloropropene	ND		1000	200	ug/m3			01/05/26 12:46	1
tert-Butylbenzene	ND		1000	400	ug/m3			01/05/26 12:46	1
Tetrachloroethene	ND		1000	200	ug/m3			01/05/26 12:46	1

Eurofins Albuquerque

### QC Sample Results

Client: Kinder Morgan Inc  
 Project/Site: Canada Mesa #2

Job ID: 885-40212-1

#### Method: 8260B - Volatile Organic Compounds (GC/MS) (Continued)

Lab Sample ID: MB 885-40853/6  
 Matrix: Air  
 Analysis Batch: 40853

Client Sample ID: Method Blank  
 Prep Type: Total/NA

Analyte	MB MB		RL	MDL	Unit	D	Prepared	Analyzed	Dil Fac
	Result	Qualifier							
Toluene	ND		1000	200	ug/m3			01/05/26 12:46	1
Trichloroethene	ND		1000	300	ug/m3			01/05/26 12:46	1
Trichlorofluoromethane	ND		1000	200	ug/m3			01/05/26 12:46	1
Vinyl acetate	ND		15000	15000	ug/m3			01/05/26 12:46	1
Vinyl chloride	ND		1000	300	ug/m3			01/05/26 12:46	1

Surrogate	MB MB		Limits	Prepared	Analyzed	Dil Fac
	%Recovery	Qualifier				
1,2-Dichloroethane-d4 (Surr)	98		70 - 130		01/05/26 12:46	1
4-Bromofluorobenzene (Surr)	95		70 - 130		01/05/26 12:46	1
Toluene-d8 (Surr)	95		70 - 130		01/05/26 12:46	1

Lab Sample ID: LCS 885-40853/4  
 Matrix: Air  
 Analysis Batch: 40853

Client Sample ID: Lab Control Sample  
 Prep Type: Total/NA

Analyte	Spike Added	LCS LCS		Unit	D	%Rec	%Rec Limits
		Result	Qualifier				
1,1-Dichloroethene	20000	18400		ug/m3		92	70 - 130
Benzene	20000	20900		ug/m3		104	70 - 130
Chlorobenzene	20000	21100		ug/m3		105	70 - 130
Toluene	20000	20900		ug/m3		104	70 - 130
Trichloroethene	20000	19400		ug/m3		97	70 - 130

Surrogate	LCS LCS		Limits
	%Recovery	Qualifier	
1,2-Dichloroethane-d4 (Surr)	95		70 - 130
4-Bromofluorobenzene (Surr)	96		70 - 130
Toluene-d8 (Surr)	94		70 - 130

Lab Sample ID: 885-40212-1 DU  
 Matrix: Air  
 Analysis Batch: 40853

Client Sample ID: Effluent Canada Mesa #2  
 Prep Type: Total/NA

Analyte	Sample Sample		DU DU		Unit	D	RPD	RPD Limit
	Result	Qualifier	Result	Qualifier				
Benzene	14000		12500		ug/m3		14	20

Surrogate	DU DU		Limits
	%Recovery	Qualifier	
1,2-Dichloroethane-d4 (Surr)	93		70 - 130
4-Bromofluorobenzene (Surr)	96		70 - 130
Toluene-d8 (Surr)	96		70 - 130

Lab Sample ID: MB 885-40860/6  
 Matrix: Air  
 Analysis Batch: 40860

Client Sample ID: Method Blank  
 Prep Type: Total/NA

Analyte	MB MB		RL	MDL	Unit	D	Prepared	Analyzed	Dil Fac
	Result	Qualifier							
1,1,1-Trichloroethane	ND		100	20	ug/m3			01/05/26 12:46	1
1,1,1,2-Tetrachloroethane	ND		200	41	ug/m3			01/05/26 12:46	1
1,1,1,2-Trichloro-1,1,2-trifluoroethane	ND		500	20	ug/m3			01/05/26 12:46	1
1,1,1,2-Trichloroethane	ND		100	20	ug/m3			01/05/26 12:46	1

Eurofins Albuquerque

## QC Sample Results

Client: Kinder Morgan Inc  
Project/Site: Canada Mesa #2

Job ID: 885-40212-1

## Method: 8260B - Volatile Organic Compounds (GC/MS) (Continued)

Lab Sample ID: MB 885-40860/6

Client Sample ID: Method Blank

Matrix: Air

Prep Type: Total/NA

Analysis Batch: 40860

Analyte	MB	MB	RL	MDL	Unit	D	Prepared	Analyzed	Dil Fac
	Result	Qualifier							
1,1-Dichloroethane	ND		100	25	ug/m3			01/05/26 12:46	1
1,1-Dichloroethene	ND		100	20	ug/m3			01/05/26 12:46	1
1,2,4-Trichlorobenzene	ND		100	25	ug/m3			01/05/26 12:46	1
1,2,4-Trimethylbenzene	ND		100	20	ug/m3			01/05/26 12:46	1
1,2-Dibromo-3-Chloropropane	ND		200	75	ug/m3			01/05/26 12:46	1
1,2-Dibromoethane	ND		100	20	ug/m3			01/05/26 12:46	1
1,2-Dichlorobenzene	ND		100	20	ug/m3			01/05/26 12:46	1
1,2-Dichloroethane	ND		100	25	ug/m3			01/05/26 12:46	1
1,2-Dichloropropane	ND		100	20	ug/m3			01/05/26 12:46	1
1,3,5-Trimethylbenzene	ND		100	20	ug/m3			01/05/26 12:46	1
1,3-Dichlorobenzene	ND		100	20	ug/m3			01/05/26 12:46	1
1,4-Dichlorobenzene	ND		100	20	ug/m3			01/05/26 12:46	1
2-Butanone (MEK)	ND		1000	200	ug/m3			01/05/26 12:46	1
2-Hexanone	ND		1000	200	ug/m3			01/05/26 12:46	1
4-Methyl-2-pentanone (MIBK)	ND		1000	100	ug/m3			01/05/26 12:46	1
Acetone	ND		1000	250	ug/m3			01/05/26 12:46	1
Benzene	ND		100	15	ug/m3			01/05/26 12:46	1
Bromodichloromethane	ND		100	20	ug/m3			01/05/26 12:46	1
Bromoform	ND		100	40	ug/m3			01/05/26 12:46	1
Bromomethane	ND		300	200	ug/m3			01/05/26 12:46	1
cis-1,2-Dichloroethene	ND		100	40	ug/m3			01/05/26 12:46	1
cis-1,3-Dichloropropene	ND		100	20	ug/m3			01/05/26 12:46	1
Carbon disulfide	ND		1000	40	ug/m3			01/05/26 12:46	1
Carbon tetrachloride	ND		100	20	ug/m3			01/05/26 12:46	1
Chlorobenzene	ND		100	50	ug/m3			01/05/26 12:46	1
Chloroethane	ND		200	40	ug/m3			01/05/26 12:46	1
Chloroform	ND		100	25	ug/m3			01/05/26 12:46	1
Chloromethane	ND		300	100	ug/m3			01/05/26 12:46	1
Dibromochloromethane	ND		100	20	ug/m3			01/05/26 12:46	1
Dichlorodifluoromethane	ND		100	50	ug/m3			01/05/26 12:46	1
Ethylbenzene	ND		100	20	ug/m3			01/05/26 12:46	1
Hexachloro-1,3-butadiene	ND		100	40	ug/m3			01/05/26 12:46	1
Isopropanol	ND		10000	1000	ug/m3			01/05/26 12:46	1
Methylene Chloride	ND		250	100	ug/m3			01/05/26 12:46	1
Methyl-t-Butyl Ether (MTBE)	ND		100	40	ug/m3			01/05/26 12:46	1
n-Butylbenzene	ND		300	20	ug/m3			01/05/26 12:46	1
o-Xylene	ND		100	20	ug/m3			01/05/26 12:46	1
m,p-Xylene	ND		100	40	ug/m3			01/05/26 12:46	1
sec-Butylbenzene	ND		100	20	ug/m3			01/05/26 12:46	1
Styrene	ND		100	25	ug/m3			01/05/26 12:46	1
trans-1,2-Dichloroethene	ND		100	20	ug/m3			01/05/26 12:46	1
trans-1,3-Dichloropropene	ND		100	20	ug/m3			01/05/26 12:46	1
tert-Butylbenzene	ND		100	40	ug/m3			01/05/26 12:46	1
Tetrachloroethene	ND		100	20	ug/m3			01/05/26 12:46	1
Toluene	ND		100	20	ug/m3			01/05/26 12:46	1
Trichloroethene	ND		100	30	ug/m3			01/05/26 12:46	1
Trichlorofluoromethane	ND		100	20	ug/m3			01/05/26 12:46	1
Vinyl acetate	ND		1500	1500	ug/m3			01/05/26 12:46	1
Vinyl chloride	ND		100	30	ug/m3			01/05/26 12:46	1

Eurofins Albuquerque

### QC Sample Results

Client: Kinder Morgan Inc  
 Project/Site: Canada Mesa #2

Job ID: 885-40212-1

#### Method: 8260B - Volatile Organic Compounds (GC/MS) (Continued)

Surrogate	MB %Recovery	MB Qualifier	Limits	Prepared	Analyzed	Dil Fac
1,2-Dichloroethane-d4 (Surr)	98		70 - 130		01/05/26 12:46	1
4-Bromofluorobenzene (Surr)	95		70 - 130		01/05/26 12:46	1
Toluene-d8 (Surr)	95		70 - 130		01/05/26 12:46	1

Lab Sample ID: LCS 885-40860/4

Matrix: Air

Analysis Batch: 40860

Client Sample ID: Lab Control Sample

Prep Type: Total/NA

Analyte	Spike Added	LCS Result	LCS Qualifier	Unit	D	%Rec	%Rec Limits
1,1-Dichloroethene	20000	18400		ug/m3		92	70 - 130
Benzene	20000	20900		ug/m3		104	70 - 130
Chlorobenzene	20000	21100		ug/m3		105	70 - 130
Toluene	20000	20900		ug/m3		104	70 - 130
Trichloroethene	20000	19400		ug/m3		97	70 - 130

Surrogate	LCS %Recovery	LCS Qualifier	Limits
1,2-Dichloroethane-d4 (Surr)	95		70 - 130
4-Bromofluorobenzene (Surr)	96		70 - 130
Toluene-d8 (Surr)	94		70 - 130

#### Method: 8015D - Gasoline Range Organics (GRO) (GC)

Lab Sample ID: MB 885-40840/4

Matrix: Air

Analysis Batch: 40840

Client Sample ID: Method Blank

Prep Type: Total/NA

Analyte	MB Result	MB Qualifier	RL	MDL	Unit	D	Prepared	Analyzed	Dil Fac
Gasoline Range Organics [C6 - C10]	ND		5000	1300	ug/m3			01/05/26 11:20	1

Surrogate	MB %Recovery	MB Qualifier	Limits	Prepared	Analyzed	Dil Fac
4-Bromofluorobenzene (Surr)	99		15 - 150		01/05/26 11:20	1

Lab Sample ID: LCS 885-40840/3

Matrix: Air

Analysis Batch: 40840

Client Sample ID: Lab Control Sample

Prep Type: Total/NA

Analyte	Spike Added	LCS Result	LCS Qualifier	Unit	D	%Rec	%Rec Limits
Gasoline Range Organics [C6 - C10]	50000	51700		ug/m3		103	70 - 130

Surrogate	LCS %Recovery	LCS Qualifier	Limits
4-Bromofluorobenzene (Surr)	202	S1+	15 - 150

Lab Sample ID: 885-40212-1 DU

Matrix: Air

Analysis Batch: 40840

Client Sample ID: Effluent Canada Mesa #2

Prep Type: Total/NA

Analyte	Sample Result	Sample Qualifier	DU Result	DU Qualifier	Unit	D	RPD	RPD Limit
Gasoline Range Organics [C6 - C10]	45000		50400		ug/m3		11	20

Eurofins Albuquerque

### QC Sample Results

Client: Kinder Morgan Inc  
Project/Site: Canada Mesa #2

Job ID: 885-40212-1

#### Method: 8015D - Gasoline Range Organics (GRO) (GC) (Continued)

Lab Sample ID: 885-40212-1 DU

Client Sample ID: Effluent Canada Mesa #2

Matrix: Air

Prep Type: Total/NA

Analysis Batch: 40840

Surrogate	DU DU		Limits
	%Recovery	Qualifier	
4-Bromofluorobenzene (Surr)	116		15 - 150

- 1
- 2
- 3
- 4
- 5
- 6
- 7
- 8
- 9
- 10
- 11

### QC Association Summary

Client: Kinder Morgan Inc  
 Project/Site: Canada Mesa #2

Job ID: 885-40212-1

#### GC/MS VOA

##### Analysis Batch: 40769

Lab Sample ID	Client Sample ID	Prep Type	Matrix	Method	Prep Batch
885-40212-1	Effluent Canada Mesa #2	Total/NA	Air	8260B	
MB 885-40769/5	Method Blank	Total/NA	Air	8260B	
LCS 885-40769/4	Lab Control Sample	Total/NA	Air	8260B	
885-40212-1 DU	Effluent Canada Mesa #2	Total/NA	Air	8260B	

##### Analysis Batch: 40853

Lab Sample ID	Client Sample ID	Prep Type	Matrix	Method	Prep Batch
885-40212-1	Effluent Canada Mesa #2	Total/NA	Air	8260B	
885-40212-2	Infkuent Canada Mesa #2	Total/NA	Air	8260B	
MB 885-40853/6	Method Blank	Total/NA	Air	8260B	
LCS 885-40853/4	Lab Control Sample	Total/NA	Air	8260B	
885-40212-1 DU	Effluent Canada Mesa #2	Total/NA	Air	8260B	

##### Analysis Batch: 40860

Lab Sample ID	Client Sample ID	Prep Type	Matrix	Method	Prep Batch
885-40212-2	Infkuent Canada Mesa #2	Total/NA	Air	8260B	
MB 885-40860/6	Method Blank	Total/NA	Air	8260B	
LCS 885-40860/4	Lab Control Sample	Total/NA	Air	8260B	

#### GC VOA

##### Analysis Batch: 40840

Lab Sample ID	Client Sample ID	Prep Type	Matrix	Method	Prep Batch
885-40212-1	Effluent Canada Mesa #2	Total/NA	Air	8015D	
885-40212-2	Infkuent Canada Mesa #2	Total/NA	Air	8015D	
MB 885-40840/4	Method Blank	Total/NA	Air	8015D	
LCS 885-40840/3	Lab Control Sample	Total/NA	Air	8015D	
885-40212-1 DU	Effluent Canada Mesa #2	Total/NA	Air	8015D	

### Lab Chronicle

Client: Kinder Morgan Inc  
 Project/Site: Canada Mesa #2

Job ID: 885-40212-1

**Client Sample ID: Effluent Canada Mesa #2**

**Lab Sample ID: 885-40212-1**

Date Collected: 12/22/25 10:58

Matrix: Air

Date Received: 12/23/25 07:40

Prep Type	Batch Type	Batch Method	Run	Dilution Factor	Batch Number	Analyst	Lab	Prepared or Analyzed
Total/NA	Analysis	8260B		1	40769	JP	EET ALB	01/02/26 14:34
Total/NA	Analysis	8260B		5	40853	CM	EET ALB	01/05/26 13:14
Total/NA	Analysis	8015D		1	40840	AT	EET ALB	01/05/26 12:03

**Client Sample ID: Inflow Canada Mesa #2**

**Lab Sample ID: 885-40212-2**

Date Collected: 12/22/25 11:00

Matrix: Air

Date Received: 12/23/25 07:40

Prep Type	Batch Type	Batch Method	Run	Dilution Factor	Batch Number	Analyst	Lab	Prepared or Analyzed
Total/NA	Analysis	8260B		10	40853	CM	EET ALB	01/05/26 14:04
Total/NA	Analysis	8260B		20	40860	TC1	EET ALB	01/05/26 16:08
Total/NA	Analysis	8015D		100	40840	AT	EET ALB	01/05/26 12:47

**Laboratory References:**

EET ALB = Eurofins Albuquerque, 4901 Hawkins NE, Albuquerque, NM 87109, TEL (505)345-3975

### Accreditation/Certification Summary

Client: Kinder Morgan Inc  
 Project/Site: Canada Mesa #2

Job ID: 885-40212-1

#### Laboratory: Eurofins Albuquerque

Unless otherwise noted, all analytes for this laboratory were covered under each accreditation/certification below.

Authority	Program	Identification Number	Expiration Date
New Mexico	State	NM9425	02-25-26

The following analytes are included in this report, but the laboratory is not certified by the governing authority. This list may include analytes for which the agency does not offer certification.

Analysis Method	Prep Method	Matrix	Analyte
8015D		Air	Gasoline Range Organics [C6 - C10]
8260B		Air	1,1,1-Trichloroethane
8260B		Air	1,1,2,2-Tetrachloroethane
8260B		Air	1,1,2-Trichloro-1,2,2-trifluoroethane
8260B		Air	1,1,2-Trichloroethane
8260B		Air	1,1-Dichloroethane
8260B		Air	1,1-Dichloroethene
8260B		Air	1,2,4-Trichlorobenzene
8260B		Air	1,2,4-Trimethylbenzene
8260B		Air	1,2-Dibromo-3-Chloropropane
8260B		Air	1,2-Dibromoethane
8260B		Air	1,2-Dichlorobenzene
8260B		Air	1,2-Dichloroethane
8260B		Air	1,2-Dichloropropane
8260B		Air	1,3,5-Trimethylbenzene
8260B		Air	1,3-Dichlorobenzene
8260B		Air	1,4-Dichlorobenzene
8260B		Air	2-Butanone (MEK)
8260B		Air	2-Hexanone
8260B		Air	4-Methyl-2-pentanone (MIBK)
8260B		Air	Acetone
8260B		Air	Benzene
8260B		Air	Bromodichloromethane
8260B		Air	Bromoform
8260B		Air	Bromomethane
8260B		Air	Carbon disulfide
8260B		Air	Carbon tetrachloride
8260B		Air	Chlorobenzene
8260B		Air	Chloroethane
8260B		Air	Chloroform
8260B		Air	Chloromethane
8260B		Air	cis-1,2-Dichloroethene
8260B		Air	cis-1,3-Dichloropropene
8260B		Air	Dibromochloromethane
8260B		Air	Dichlorodifluoromethane
8260B		Air	Ethylbenzene
8260B		Air	Hexachloro-1,3-butadiene
8260B		Air	Isopropanol
8260B		Air	m,p-Xylene
8260B		Air	Methylene Chloride
8260B		Air	Methyl-t-Butyl Ether (MTBE)
8260B		Air	n-Butylbenzene
8260B		Air	o-Xylene
8260B		Air	sec-Butylbenzene
8260B		Air	Styrene

Eurofins Albuquerque

### Accreditation/Certification Summary

Client: Kinder Morgan Inc  
 Project/Site: Canada Mesa #2

Job ID: 885-40212-1

#### Laboratory: Eurofins Albuquerque (Continued)

Unless otherwise noted, all analytes for this laboratory were covered under each accreditation/certification below.

Authority	Program	Identification Number	Expiration Date
The following analytes are included in this report, but the laboratory is not certified by the governing authority. This list may include analytes for which the agency does not offer certification.			
Analysis Method	Prep Method	Matrix	Analyte
8260B		Air	tert-Butylbenzene
8260B		Air	Tetrachloroethene
8260B		Air	Toluene
8260B		Air	trans-1,2-Dichloroethene
8260B		Air	trans-1,3-Dichloropropene
8260B		Air	Trichloroethene
8260B		Air	Trichlorofluoromethane
8260B		Air	Vinyl acetate
8260B		Air	Vinyl chloride
Oregon	NELAP	NM100001	02-25-26

The following analytes are included in this report, but the laboratory is not certified by the governing authority. This list may include analytes for which the agency does not offer certification.

Analysis Method	Prep Method	Matrix	Analyte
8015D		Air	Gasoline Range Organics [C6 - C10]
8260B		Air	1,1,1-Trichloroethane
8260B		Air	1,1,2,2-Tetrachloroethane
8260B		Air	1,1,2-Trichloro-1,2,2-trifluoroethane
8260B		Air	1,1,2-Trichloroethane
8260B		Air	1,1-Dichloroethane
8260B		Air	1,1-Dichloroethene
8260B		Air	1,2,4-Trichlorobenzene
8260B		Air	1,2,4-Trimethylbenzene
8260B		Air	1,2-Dibromo-3-Chloropropane
8260B		Air	1,2-Dibromoethane
8260B		Air	1,2-Dichlorobenzene
8260B		Air	1,2-Dichloroethane
8260B		Air	1,2-Dichloropropane
8260B		Air	1,3,5-Trimethylbenzene
8260B		Air	1,3-Dichlorobenzene
8260B		Air	1,4-Dichlorobenzene
8260B		Air	2-Butanone (MEK)
8260B		Air	2-Hexanone
8260B		Air	4-Methyl-2-pentanone (MIBK)
8260B		Air	Acetone
8260B		Air	Benzene
8260B		Air	Bromodichloromethane
8260B		Air	Bromoform
8260B		Air	Bromomethane
8260B		Air	Carbon disulfide
8260B		Air	Carbon tetrachloride
8260B		Air	Chlorobenzene
8260B		Air	Chloroethane
8260B		Air	Chloroform
8260B		Air	Chloromethane
8260B		Air	cis-1,2-Dichloroethene
8260B		Air	cis-1,3-Dichloropropene

### Accreditation/Certification Summary

Client: Kinder Morgan Inc  
 Project/Site: Canada Mesa #2

Job ID: 885-40212-1

#### Laboratory: Eurofins Albuquerque (Continued)

Unless otherwise noted, all analytes for this laboratory were covered under each accreditation/certification below.

Authority	Program	Identification Number	Expiration Date
The following analytes are included in this report, but the laboratory is not certified by the governing authority. This list may include analytes for which the agency does not offer certification.			
Analysis Method	Prep Method	Matrix	Analyte
8260B		Air	Dibromochloromethane
8260B		Air	Dichlorodifluoromethane
8260B		Air	Ethylbenzene
8260B		Air	Hexachloro-1,3-butadiene
8260B		Air	Isopropanol
8260B		Air	m,p-Xylene
8260B		Air	Methylene Chloride
8260B		Air	Methyl-t-Butyl Ether (MTBE)
8260B		Air	n-Butylbenzene
8260B		Air	o-Xylene
8260B		Air	sec-Butylbenzene
8260B		Air	Styrene
8260B		Air	tert-Butylbenzene
8260B		Air	Tetrachloroethene
8260B		Air	Toluene
8260B		Air	trans-1,2-Dichloroethene
8260B		Air	trans-1,3-Dichloropropene
8260B		Air	Trichloroethene
8260B		Air	Trichlorofluoromethane
8260B		Air	Vinyl acetate
8260B		Air	Vinyl chloride

- 1
- 2
- 3
- 4
- 5
- 6
- 7
- 8
- 9
- 10
- 11



### Login Sample Receipt Checklist

Client: Kinder Morgan Inc

Job Number: 885-40212-1

**Login Number: 40212**

**List Number: 1**

**Creator: Casarrubias, Tracy**

**List Source: Eurofins Albuquerque**

Question	Answer	Comment
The cooler's custody seal, if present, is intact.	True	
Sample custody seals, if present, are intact.	True	
The cooler or samples do not appear to have been compromised or tampered with.	True	
Samples were received on ice.	N/A	
Cooler Temperature is acceptable.	True	
Cooler Temperature is recorded.	True	
COC is present.	True	
COC is filled out in ink and legible.	True	
COC is filled out with all pertinent information.	True	
Is the Field Sampler's name present on COC?	True	
There are no discrepancies between the containers received and the COC.	True	
Samples are received within Holding Time (excluding tests with immediate HTs)	True	
Sample containers have legible labels.	True	
Containers are not broken or leaking.	True	
Sample collection date/times are provided.	True	
Appropriate sample containers are used.	True	
Sample bottles are completely filled.	True	
Sample Preservation Verified.	N/A	
There is sufficient vol. for all requested analyses, incl. any requested MS/MSDs	True	
Containers requiring zero headspace have no headspace or bubble is <6mm (1/4").	True	
TCEQ Mtd 1005 soil sample was frozen/delivered for prep within 48H of sampling.	N/A	



**CalClean Inc.**

**ATTACHMENT 2**

**HIGH VACUUM DUAL PHASE EXTRACTION SYSTEM  
FIELD DATA SHEETS**

HIGH VACUUM

SVE or

DPE

FIELD DATA SHEET

CalClean Inc.

(714) 936-2706

Project Location: SAN JUAN RIVER BASIN

City: EAST OF COUNSELOR, NM

Site #: CANADA MESA #2

Date: 11/18/2025 Page 1 of 8

Client:

Operator (s): Demetrius Cummings

EXTRACTION WELLS

Well I.D.																				93470	Cumul. Water Extracted		
Screen Interval: From-To (ft)																						Water Meter Readings	gals
Initial Depth To Water DTW (ft)																							
Time	Unit Vacuum ("Hg.)	Air Flowrate (cfm)	TOX Temp. (degF)	Vapor Inlet Conc. (ppmv)	Off/On (ppmv)	DTW (ft)	Stinger Depth (feet)	Off/On (ppmv)	DTW (ft)	Stinger Depth (feet)	Off/On (ppmv)	DTW (ft)	Stinger Depth (feet)	Off/On (ppmv)	DTW (ft)	Stinger Depth (feet)	Off/On (ppmv)	DTW (ft)	Stinger Depth (feet)	units	gals		
11/18					ON			ON															
1300	22	90	1151	758																0.1473	93470	0	
1400	22	90	1225	830																0.1474	93650	180	
1500	22	90	1650	822																0.1475	93930	460	
1530					ON	1'		ON	1'														
11/19																							
0800	13	85	655	913																0.1493	94050	580	
1200	15	85	661	924																0.1497	94050	580	
1600	15	85	670	960																0.1501	94050	580	
11/20																							
0800	15	85	673	958																0.1517	94050	580	
11/40					ON	36'		ON	33'		ON												
1200	14	85	669	720							6	3								0.1521	94050	580	
1324					ON	38'		ON	35'														
1400											6	3											
1600	20	92	672	865							6	3								0.1525	94400	930	
11/21																							
0800	20	92	662	873							6	3								0.1532	95490	2020	
1200	20	92	673	890							6	3								0.1536	95890	2420	
1600	20	92	671	885							6	3								0.1540	96610	3140	

Comments: 11/18/25 @ 1300 start up unit. @ 1530 put up the stingers to 1' inside well to be by stwe, chuck.  
 11/20/25 @ 1140 start up the air spargers. @ 1324 drop stingers 1' inside well on MW-4, MW-9. 11/21/25 @ 0730  
 unit was from hitting high level @ 0740 put unit back on @ 0810 water truck came.

Released to Imaging: 3/4/2026 10:55:50 AM

Received by OCD: 3/3/2026 11:14:22 PM

Page 127 of 168

HIGH VACUUM

SVE or

DPE

FIELD DATA SHEET

CalClean Inc.

(714) 936-2706

Project Location: SAN JUAN RIVER BASIN

City: EAST OF COUNSELOR, NM

Site #: CANADA MESA #2

Date: 11/22/2025

Page 2 of 8

Client:

Operator (s): DEMETRIUS CUMMINGS

EXTRACTION WELLS

Well I.D.		EXTRACTION WELLS															UNIT HOURS	93470 Water Meter Readings	Cumul. Water Extracted				
Screen Interval: From-To (ft)		MW-4			MW-9			TW-1												units	gals		
Time	Unit Vacuum ("Hg.)	Air Flowrate (cfm)	TOX Temp. (degF)	Vapor Inlet Conc. (ppmv)	Off/On (ppmv)	DTW (ft)	Stinger Depth (feet)	Off/On (ppmv)	DTW (ft)	Stinger Depth (feet)	Off/On (ppmv)	DTW (ft)	Stinger Depth (feet)	Off/On (ppmv)	DTW (ft)	Stinger Depth (feet)	Off/On (ppmv)	DTW (ft)	Stinger Depth (feet)				
11/22					ON		38'	ON		35'													
0900	20	92	671	832							6	3										98890	5420
1200	20	92	676	906							6	3										99440	5970
1600	20	92	730	1609	ON		34'			32'	6	3										99830	6360
11/23																							
0900	20	92	673	1120							6	3										99830	6360
1200	20	92	681	1125							6	3										99830	6360
1500	20	92	678	1110							6	3										99830	6360
11/24																							
0900	20	92	675	1122							6	3										99830	6360
1030							38'			35'	6	3											
1200	20	92	683	1109							6	3										100030	6560
1600	20	92	710	1090							6	3										100460	6990
11/25																							
0800	20	92	730	1200							6	3										102170	8700
0840							36'			33'													
1200	15	85	707	1180							6	3										102250	8780
1600	15	85	713	1160							6	3										102340	8870

Comments: 11/22/25 @ 1430 PM UP STINGERS ON MW-4 34', MW-9 32', 11/24/25 @ 0920 the water truck pulled up @ 1030 drop stingers on MW-4 38', MW-9 35', 11/25/25 @ 0800 took effluent vapor samples, @ 0825 influent vapor samples @ 0840 pull up the stingers 2' up on MW-4, MW-9

Released to Imaging: 3/4/2026 10:55:50 AM

Received by OCD: 3/3/2026 11:14:22 PM

HIGH VACUUM

SVE or

DPE

FIELD DATA SHEET

CalClean Inc.

(714) 936-2706

Project Location: SAN JUAN RIVER BASIN

City: EAST OF COUNSELOR, NM

Site #: CANADA MESA #2

Date: 11/26/2025 Page 3 of 8

Client:

Operator (s): DEMETRIUS CUMMINGS

EXTRACTION WELLS

Well I.D.		MW-4			MW-9			TW-1			UNIT HOURS			93470	Cumul. Water Extracted							
Screen Interval: From-To (ft)		STP	DTW	STP	DTW	STP	SCFM	STP	SCFM				Water Meter Readings			Water Extracted						
Initial Depth To Water DTW (ft)		29.92	39.17	35.65	35.71									units	gals							
Time	Unit Vacuum ("Hg.)	Air Flowrate (cfm)	TOX Temp. (degF)	Vapor Inlet Conc. (ppmv)	Off/On (ppmv)	DTW (ft)	Stinger Depth (feet)	Off/On (ppmv)	DTW (ft)	Stinger Depth (feet)	Off/On (ppmv)	DTW (ft)	Stinger Depth (feet)			Off/On (ppmv)	DTW (ft)	Stinger Depth (feet)	Off/On (ppmv)	DTW (ft)	Stinger Depth (feet)	Water Meter Readings
11/26					ON		36'	ON		33'												
0800	15	85	677	1090							6	3								01662	102600	9130
0810					OFF			OFF														
0845					ON			ON														
1200	15	85	710	1080							6	3								01666	102690	9220
1600	15	85	691	1062																01660	102770	9300
11/27																						
0800	15	85	656	1040							6	3								01676	103120	9650
1200	15	85	707	1030							6	3								01680	103200	9730
1600	15	85	697	1010							6	3								01688	103280	9810
11/28																						
0800	15	85	718	970							6	3								01699	103610	10140
1200	15	85	669	960							6	3								01703	103700	10230
1600	16	85	682	940							6	3								01707	103790	10320
11/29																						
0800	15	85	670	910							6	3								01723	104130	10660
1000					ON		38'	ON		35'												
1200	20	92	710	900							6	3								01727	104330	10860
1600	20	92	721	910							6	3								01731	104940	11470

Comments: 11/26/25 @ 0810 shut down unit for MAINTENANCE @ 0845 put unit back online @ 1000 drop stinger down then set at MW-4 38', MW-9 at 35'

Released to Imaging: 3/4/2026 10:55:50 AM

Received by OCD: 3/3/2026 11:14:22 PM

HIGH VACUUM

SVE or

DPE

FIELD DATA SHEET

CalClean Inc.

(714) 936-2706

Project Location: SAN JUAN RIVER BASIN

City: EAST OF COUNSELOR, NM

Site #: CANADA MESA #2

Date: 11/30/2025

Page 4 of 8

Client:

Operator(s): Demetrius W. Mingo

EXTRACTION WELLS

Well I.D.		UNIT HOURS															93470 Water Meter Readings	Cumul. Water Extracted			
Screen Interval: From-To (ft)		MW-4			MW-9			TW-								units			gals		
Initial Depth To Water DTW (ft)		DTP	DTW	Stinger Depth	DTP	DTW	Stinger Depth	PSI	SCFM	Stinger Depth	Off/On	DTW	Stinger Depth	Off/On	DTW					Stinger Depth	Hour
Time	Unit Vacuum ("Hg.)	Air Flowrate (cfm)	TOX Temp. (degF)	Vapor Inlet Conc. (ppmv)	Off/On (ppmv)	DTW (ft)	Stinger Depth (feet)	Off/On (ppmv)	DTW (ft)	Stinger Depth (feet)	Off/On (ppmv)	DTW (ft)	Stinger Depth (feet)	Off/On (ppmv)	DTW (ft)	Stinger Depth (feet)	Hour (ppmv)	DTW (ft)	Stinger Depth (feet)		
11:30					ON		38'	ON		35'											
0800	20	92	739	963							6	3					01747			106990	13520
1200	20	92	717	1121							6	3					01751			107490	14020
1500	20	92	715	1209							6	3					01754			107980	14510
1530					ON		35'	ON		32'											
12/1																					
0800	20	92	721	790							6	3					01770			107980	14510
0830					ON		38'	ON		35'											
1200	20	92	728	820							6	3					01774			108990	15420
1600	21	92	746	840							6	3					01778			109540	16070
12/2																					
0800	21	92	740	860							6	3					01795			112790	19320
0930					ON		35'	ON		32'											
1200	16	85	691	1730							6	3					01799			112790	19320
1600	15	85	665	1760							6	3					01808			112790	19320
12/3																					
0800	20	92	727	1750							6	3					01818			113240	19770
0815					ON		38'	ON		35'											
1200	20	92	743	1730							6	3					01822			113890	20410
1600	21	92	719	1725							6	3					01824			114750	21280

Comments: 11/30/25 @ 1530 FULL UP STINGERS DUE TO NON-NORMAL SPACE INSIDE TANK. NO WATER PICKUP TODAY AS SCHEDULED BY STEVE. 12/1/25 @ 0800 THE WATER TRUCK CAME THROUGH. @ 0830 DROPPED STINGERS BACK DOWN TO NORMAL STINGER DEPTH. 12/2/25 @ 0930 WAS TOLD BY SEAN TO PICK UP STINGERS THEN WORKING ON DAILY PICK UP. 12/3/25 @ 0800 WATER TRUCK CAME TO PICK UP WATER @ 0815 DROPPED STINGERS BACK TO NORMAL DEPTH.

Released to Imaging: 3/4/2026 10:55:50 AM

Received by OCD: 3/3/2026 11:14:22 PM



HIGH VACUUM

SVE or

DPE

FIELD DATA SHEET

CalClean Inc.

(714) 936-2706

Project Location: SAN JUAN RIVER BASIN

City: EAST OF COUNSELOR, NM

Site #: CANADA MESA #2

Date: 12/9/2025

Page 6 of 8

Client:

Operator (s): Demetrius Williams

EXTRACTION WELLS

Well I.D.																				93470	Cumul. Water Extracted		
Screen Interval: From-To (ft)																						Water Meter Readings	gals
Initial Depth To Water DTW (ft)																				units	gals		
Time	Unit Vacuum ("Hg.)	Air Flowrate (cfm)	TOX Temp. (degF)	Vapor Inlet Conc. (ppmv)	Off/On (ppmv)	DTW (ft)	Stinger Depth (feet)	Off/On (ppmv)	DTW (ft)	Stinger Depth (feet)	Off/On (ppmv)	DTW (ft)	Stinger Depth (feet)	Off/On (ppmv)	DTW (ft)	Stinger Depth (feet)	Off/On (ppmv)	DTW (ft)	Stinger Depth (feet)			Unit Hours	units
12/9					ON		40'	ON		37'													
0800	21	92	719	1090							6	3								01959	138450	44980	
1200	21	92	727	1080							6	3								01963	139120	45650	
1600	21	92	753	1060							6	3								01967	139780	46510	
12/10																							
0800	21	92	717	1050							6	3								01983	142840	49370	
0830	16	85	737	2350	ON		38'	ON		25'													
1200	16	85	747	2440							6	3								01987	143010	49540	
1600	16	85	729	2460							6	3								01991	143100	49620	
12/11																							
0800	16	85	719	2390							6	3								02007	143760	50290	
0830					ON		38'	ON		35'				ON		35'							
1200	18	90	739	3030							6	3								02011	144100	50630	
1340	18	90	739	3282																			
1600	18	90	709	3260							6	3								02015	144520	51050	
12/12																							
0800	18	90	717	3210							6	3								02021	145380	51910	
1200	18	90	707	3290							6	3								02031	145700	52230	
1600	18	90	727	3330							6	3								02035	146440	52970	

Comments: 12/9/25 @ 0800 WATER TRUCK CAME FOR PICKUP, 12/10/25 @ 0830 PULLED UP STINGERS AS REQUESTED BY STEVE PUT THEM BACK TO 38' ON MW-4, 35' ON MW-9, 12/11/25 @ 0830 PUT MW-4 ONLINE, @ 1340 SEAN TOOK VAPOR SAMPLES INFLUENT, EFFLUENT, 12/12/25 @ 0800 UNIT WAS DOWN @ 0815 PUT UNIT BACK ONLINE

Released to Imaging: 3/4/2026 10:55:50 AM

Received by OCD: 3/3/2026 11:14:22 PM

Page 132 of 168

HIGH VACUUM

SVE or

DPE

FIELD DATA SHEET

CalClean Inc.

(714) 936-2706

Project Location: SAN JUAN RIVER BASIN

City: EAST OF COUNSELOR, NM

Site #: CANADA MESA #2

Date: 12/13/2025 Page 7 of 8

Client:

Operator (s): DOROTHY WIMMINGS

EXTRACTION WELLS

Time	Well I.D.																			Water Meter Readings	Cumul. Water Extracted
	Screen Interval: From-To (ft)				MW-4			MW-9			TW-1			MW-1			HAIR METER UNIT				
	Unit Vacuum ("Hg.)	Air Flowrate (cfm)	TOX Temp. (degF)	Vapor Inlet Conc. (ppmv)	Off/On (ppmv)	DTW (ft)	Stinger Depth (feet)	Off/On (ppmv)	DTW (ft)	Stinger Depth (feet)	Off/On (ppmv)	DTW (ft)	Stinger Depth (feet)	Off/On (ppmv)	DTW (ft)	Stinger Depth (feet)	Off/On (ppmv)	DTW (ft)	Stinger Depth (feet)		
12/13					ON		38'	ON		35'				ON		35'				03470	
0800	18	90	739	3190							6	3					0208			149170	55706
1200	18	90	727	3240							6	3					02085			149710	56240
1600	18	90	741	3460							6	3					02089			150360	56890
12/14																					
0800	18	90	739	3390							6	3					02075			152990	59520
1200	18	90	735	3590							6	3					02079			153720	60250
1500	18	90	727	3570							6	3					02082			154200	60730
12/15																					
0800	18	90	732	3552							6	3					02085			156310	62840
1200	18	90	739	3540							6	3					02099			156800	63330
1600	18	90	727	3530							6	3					02103			157230	63760
12/16																					
0800	18	90	719	3490							6	3					02119			159810	66390
1200	18	90	723	3470							6	3					02123			160320	66850
1600	18	90	731	3460							6	3					02127			160780	67310
12/17																					
0800	18	90	747	3440							6	3					02142			163490	70020
1200	18	90	739	3430							6	3					02146			164120	70660
1600	18	90	727	3410							6	3					02150			164770	71300

Comments: 12/13/25 @ 0800 WATER TRUCK CAME, 12/14/25 @ 0800 WATER TRUCK CAME FOR PICKUP 12/14/25 @ 0700  
 CAME OUT UNIT WAS OFF TO DOBLE SHOOT PUT BACK ONLINE 0745, 12/16/25 @ 0820 SHUT DOWN UNIT FOR  
 MAINTENANCE @ 0850 PUT UNIT BACK ONLINE

Released to Imaging: 3/4/2026 10:55:50 AM

Received by OCD: 3/3/2026 11:14:32 AM

HIGH VACUUM

SVE or

DPE

FIELD DATA SHEET

CalClean Inc.

(714) 936-2706

Project Location: SAN JUAN RIVER BASIN

City: EAST OF COUNSELOR, NM

Site #: CANADA MESA #2

Date: 12/18/2025

Page 8 of 8

Client:

Operator (s): DEBRA RUIZ

EXTRACTION WELLS

Time	Well I.D.					MW-4			MW-9			TWH			MW-1			HOOR METER			93470 Water Meter Readings	Cumul. Water Extracted	
	Unit Vacuum	Air Flowrate	TOX Temp.	Vapor Inlet Conc.	Off/On	DTW	Stinger Depth	Off/On	DTW	Stinger Depth	Off/On	DTW	Stinger Depth	Off/On	DTW	Stinger Depth	Off/On	DTW	Stinger Depth	units			gals
	("Hg.)	(cfm)	(degF)	(ppmv)	(ppmv)	(ft)	(feet)	(ppmv)	(ft)	(feet)	(ppmv)	(ft)	(feet)	(ppmv)	(ft)	(feet)	(ppmv)	(ft)	(feet)				
12/18					ON		38'	ON		35'				ON		35'							
0800	18	90	749	3390							6	3					02162			166490	73020		
1200	18	90	735	3370							6	3					02166			167130	73660		
1600	18	90	729	3360							6	3					02170			167770	74300		
12/19																							
0800	18	90	747	3330							6	3					02186			170060	76590		
1200	18	90	737	3290							6	3					02190			170700	77230		
1600	18	90	727	3280							6	3					02194			171340	77870		
12/20																							
0800	18	90	761	3020							6	3					02210			173610	80140		
1200	18	90	747	3000							6	3					02214			174250	80780		
1600	18	90	727	2980							6	3					02218			174890	81420		
12/21																							
0800	18	90	737	2390							6	3					02234			177140	83670		
1200	18	90	743	2370							6	3					02238			177780	84310		
1500	18	90	749	2350							6	3					02241			178160	84690		
12/22																							
0800	15	85	739	2050			1'			1'	6	3					02258			180710	87320		
1100	15	85	747	2090							6	3					02261			180710	87320		
1105					off			off															

Comments: 12/18/25 @ 0445 unit was down @ 0540 put unit BACK ONLINE, @ 0900 water truck came for first pick up @ 1200 came for the second one, 12/19/25 @ 0800 water truck came, 12/20/25 @ 0730 water truck came, 12/22/25 @ 0800 pull up the stingers to 1' on both wells not to pull up water due to water truck only comes ONCE @ 1030 consultant came

Released to Imaging: 3/4/2026 10:55:50 AM

Received by OCD: 3/3/2026 11:14:32 PM

Page 134 of 168

# ATTACHMENT C





Photographic Log

<b>Client:</b>	EPCGP Company	<b>Project:</b>	2025 Hydrocarbon Recovery Testing
<b>Site Name:</b>	Canada Mesa #2	<b>Site Location:</b>	San Juan River Basin, New Mexico


<b>Photograph ID:</b> 1	
<b>Photo Location:</b>	
<b>Direction:</b> Southwest	
<b>Survey Date:</b> 12/11/2025	
<b>Comments:</b> Remediation trailer and generator staged for operation.	

<b>Photograph ID:</b> 2	
<b>Photo Location:</b>	
<b>Direction:</b> East-Northeast	
<b>Survey Date:</b> 12/11/2025	
<b>Comments:</b> CalClean travel trailer, field truck, and restroom facilities.	



Photographic Log

<b>Client:</b>	EPCGP Company	<b>Project:</b>	2025 Hydrocarbon Recovery Testing
<b>Site Name:</b>	Canada Mesa #2	<b>Site Location:</b>	San Juan River Basin, New Mexico

<b>Photograph ID:</b> 3	
<b>Photo Location:</b>	
<b>Direction:</b> Northwest	
<b>Survey Date:</b> 12/11/2025	
<b>Comments:</b> Water storage tanks placed in secondary containment.	

<b>Photograph ID:</b> 4	
<b>Photo Location:</b>	
<b>Direction:</b> Southwest	
<b>Survey Date:</b> 12/23/2025	
<b>Comments:</b> Documentation of final site conditions.	

# ATTACHMENT D





**Agua Moss LLC**  
**3782 Provo Street**  
**Bloomfield, NM 87413**

**No.**  
**PL51869**

**Date:**  
11/21/2025

**Company:**  
STANTECH CONSULTING  
**Billing Location:**  
CANADA MESA #2

**Ordered By:**  
STEVE VARSA

**Delivery Company:**  
SEIRRA OILFIELD

**Delivery Driver Truck #:**  
74

**Delivery Driver:**  
JIMMIE B

**Delivery Ticket #:**  
3843

**Product:**  
4100 - Disposal / Produced Water

**BBLS:**  
52

**Time Stamp**  
10:55 AM



**Agua Moss LLC**  
**3782 Provo Street**  
**Bloomfield, NM 87413**

**No.**  
**PL52094**

**Date:**  
11/25/2025

**Company:**  
STANTEHC CONS  
**Billing Location:**  
CANADA MESA #2

**Ordered By:**  
STEVE VARSA

**Delivery Company:**  
SIERRA OILFIELD  
**Delivery Driver Truck #:**  
59

**Delivery Driver:**  
JIMMIE B  
**Delivery Ticket #:**  
4122

**Product:**  
4100 - Disposal / Produced Water

**BBLs:**  
52

**Time Stamp**  
12:19 PM



**Agua Moss LLC**  
**3782 Provo Street**  
**Bloomfield, NM 87413**

**No.**  
**PL52281**

**Date:**

11/28/2025

**Company:**

STANTECH

**Billing Location:**

CANADA MESA #2

**Ordered By:**

STEVE VERA

**Delivery Company:**

SIERRA OILFIELD

**Delivery Driver Truck #:**

59

**Delivery Driver:**

DAVID F

**Delivery Ticket #:**

PL

**Product:**


4100 - Disposal / Produced Water

**BBLs:**

30

**Time Stamp**

12:00 PM



**Agua Moss LLC**  
**3782 Provo Street**  
**Bloomfield, NM 87413**

**No.**  
**PL52450**

**Date:**

12/01/2025

**Company:**

STANTEC CONSUL

**Billing Location:**

CANADA MESA #2

**Ordered By:**

STEVE VARSA

**Delivery Company:**

SIERRA OILFIELD

**Delivery Driver Truck #:**

74

**Delivery Driver:**

JIMMIE BAIR

**Delivery Ticket #:**

3867

**Product:**

4100 - Disposal / Produced Water

**BBLs:**

80

**Time Stamp**

09:56 AM



**Agua Moss LLC**  
**3782 Provo Street**  
**Bloomfield, NM 87413**

**No.**  
**PL52476**

**Date:**  
12/01/2025

**Company:**  
STANTEC CONSULTING

**Billing Location:**  
CANADA MESA #2

**Ordered By:**  
STEVE VARSA

**Delivery Company:**  
SIERRA OILFIELD

**Delivery Driver Truck #:**  
74

**Delivery Driver:**  
JIMMIE BAIR

**Delivery Ticket #:**  
3868

**Product:**  
4100 - Disposal / Produced Water

**BBLS:**  
45

**Time Stamp**  
01:56 PM



**Agua Moss LLC**  
**3782 Provo Street**  
**Bloomfield, NM 87413**

**No.**  
**PL52616**

**Date:**  
12/03/2025

**Company:**  
STANTECH  
**Billing Location:**  
CANADA MESA #2

**Ordered By:**  
STEVE VARSA

**Delivery Company:**  
SIERRA OILFIELD  
**Delivery Driver Truck #:**  
74

**Delivery Driver:**  
JIMMIE B  
**Delivery Ticket #:**  
3869

<b>Product:</b> 4100 - Disposal / Produced Water	<b>BBLs:</b> 80	<b>Time Stamp</b> 09:45 AM
---	--------------------	-------------------------------



**Agua Moss LLC**  
**3782 Provo Street**  
**Bloomfield, NM 87413**

**No.**  
**PL52639**

**Date:**  
12/03/2025

**Company:**  
STANTECH  
**Billing Location:**  
CANADA MESA #2

**Ordered By:**  
STEVE VARSA

**Delivery Company:**  
SIERRA OILFIELD  
**Delivery Driver Truck #:**  
74

**Delivery Driver:**  
JIMMIE B  
**Delivery Ticket #:**  
3870

**Product:**  
4100 - Disposal / Produced Water

**BBLS:**  
50

**Time Stamp**  
01:50 PM



**Agua Moss LLC**  
**3782 Provo Street**  
**Bloomfield, NM 87413**

**No.**  
**PL52686**

**Date:**  
12/04/2025

**Company:**  
STANTECH  
**Billing Location:**  
CANADA MESA #2

**Ordered By:**  
STEVE VARSA

**Delivery Company:**  
SEIRRAOILFIELD  
**Delivery Driver Truck #:**  
74

**Delivery Driver:**  
JIMMIE B  
**Delivery Ticket #:**  
3871

<b>Product:</b>	<b>BBLS:</b>	<b>Time Stamp</b>
4100 - Disposal / Produced Water	80	09:58 AM



**Agua Moss LLC**  
**3782 Provo Street**  
**Bloomfield, NM 87413**

**No.**  
**PL52700**

**Date:**  
12/04/2025

**Company:**  
STANTECH  
**Billing Location:**  
CANADA MESA #2

**Ordered By:**  
STEVE VARSA

**Delivery Company:**  
SIERRA OILFIELD  
**Delivery Driver Truck #:**  
74

**Delivery Driver:**  
JIMMIE B  
**Delivery Ticket #:**  
3872

**Product:**  
4100 - Disposal / Produced Water

**BBLs:**  
40

**Time Stamp**  
01:33 PM



**Agua Moss LLC**  
**3782 Provo Street**  
**Bloomfield, NM 87413**

**No.**  
**PL52751**

**Date:**

12/05/2025

**Company:**

STANTECH

**Billing Location:**

CANADA MESA #2

**Ordered By:**

STEVE VARSA

**Delivery Company:**

SEIRRA OILFIELD

**Delivery Driver Truck #:**

59

**Delivery Driver:**

JIMMIE B

**Delivery Ticket #:**

4116

**Product:**

4100 - Disposal / Produced Water

**BBLS:**

80

**Time Stamp**

09:40 AM



Agua Moss

**Agua Moss LLC**  
**3782 Provo Street**  
**Bloomfield, NM 87413**

No.  
PL52835

**Date:**

12/06/2025

**Company:**

STANTECH

**Billing Location:**

CANADA MESA #2

**Ordered By:**

STEVE VARSA

**Delivery Company:**

SIERRA OILFIELD

**Delivery Driver Truck #:**

59

**Delivery Driver:**

JIMMIE B

**Delivery Ticket #:**

4126

**Product:**

4100 - Disposal / Produced Water

**BBLS:**

80

**Time Stamp**

09:13 AM



**Agua Moss LLC**  
**3782 Provo Street**  
**Bloomfield, NM 87413**

**No.**  
**PL52851**

**Date:**  
12/06/2025

**Company:**  
STANTECH  
**Billing Location:**  
CANADA MESA #2

**Ordered By:**  
STEVE VARSA

**Delivery Company:**  
SIERRA OILFIELD  
**Delivery Driver Truck #:**  
59

**Delivery Driver:**  
JIMMIE B  
**Delivery Ticket #:**  
4110

<b>Product:</b> 4100 - Disposal / Produced Water	<b>BBLS:</b> 45	<b>Time Stamp</b> 01:09 PM
---	--------------------	-------------------------------



**Agua Moss LLC**  
**3782 Provo Street**  
**Bloomfield, NM 87413**

**No.**  
**PL52883**

**Date:**  
12/07/2025

**Company:**  
STANTEC CONSULTING

**Billing Location:**  
CANADA MESA #2

**Ordered By:**  
STEVE VARSA

**Delivery Company:**  
SIERRA OILFIELD

**Delivery Driver Truck #:**  
59

**Delivery Driver:**  
JIMMIE BAIR

**Delivery Ticket #:**  
4113

**Product:**  
4100 - Disposal / Produced Water

**BBLs:**  
80

**Time Stamp**  
08:38 AM

# AGUA MOSS, LLC

P.O. Box 600, Farmington, NM 87499  
(505) 632-3640

8 DEC '25 AM 10:57

8 DEC '25 PM 2:36

CUSTOMER: El Paso GCP Company LLC

LOCATION: Canada mesa #2

ORDERED BY: ~~Steve~~ Steve

DELIVERED BY: Sierra Oilfield, TY, Kolten L TICKET#: —

PRODUCT: 4100 4101 4102 4105 4110 4115

	BARRELS	DESCRIPTION	UNIT PRICE	AMOUNT
1	80	Prod		
2	35	Prod		
3				
4				
5				
6				
7				
8				
9				
10				

SUBTOTAL:	SUB TOTAL		
	STATE TAX		
	TOTAL		

**NO. 367624**

DRIVERS SIGNATURE: Kolten Lynn

# AGUA MOSS, LLC

P.O. Box 600, Farmington, NM 87499  
(505) 632-3640

9 DEC '25 AM 10:15

CUSTOMER: Slantec

LOCATION: Canada Mesa #2

ORDERED BY: Steve

DELIVERED BY: Rolfin Lopez TICKET#: \_\_\_\_\_

PRODUCT: 4100 4101 4102 4105 4110 4115 \_\_\_\_\_

	BARRELS	DESCRIPTION	UNIT PRICE	AMOUNT
1	80			
2				
3				
4				
5				
6				
7				
8				
9				
10	5			
SUBTOTAL:			SUB TOTAL	
			STATE TAX	
			TOTAL	80

**NO. 367625**

DRIVERS SIGNATURE: Rolfin Lopez

# AGUA MOSS, LLC

P.O. Box 600, Farmington, NM 87499  
(505) 632-3640

CUSTOMER: Stemtech

12/10/25

LOCATION: Canada Mesa #2

ORDERED BY: Steve / El Paso OGP Company L.L.C

DELIVERED BY: Koletun L / 74

TICKET#: PL

PRODUCT: (4100) 4101 4102 4105 4110 4115 PW

	BARRELS	DESCRIPTION	UNIT PRICE	AMOUNT
1	80	PW		
2	25	PW		
3				
4				
5				
6				
7				
8				
9				
10				

SUBTOTAL: 105

SUB TOTAL

STATE TAX

TOTAL

**NO. 367635**

DRIVERS SIGNATURE:







**Agua Moss LLC**  
**3782 Provo Street**  
**Bloomfield, NM 87413**

**No.**  
**PL53243**

**Date:**  
12/12/2025

**Company:**  
STANTECH  
**Billing Location:**  
CANADA MESA #2

**Ordered By:**  
STEVE VARSA

**Delivery Company:**  
SIERRA OILFIELD  
**Delivery Driver Truck #:**  
59

**Delivery Driver:**  
JIMMIE B  
**Delivery Ticket #:**  
3076

<b>Product:</b>	<b>BBLS:</b>	<b>Time Stamp</b>
4100 - Disposal / Produced Water	40	09:15 AM

# AGUA MOSS, LLC

P.O. Box 600, Farmington, NM 87499  
(505) 632-3640

CUSTOMER: Stantech

LOCATION: Canada Mesa #2

ORDERED BY: Steve / #74

DELIVERED BY: Kotten L / Sierra Oilfield TICKET#: PL

PRODUCT: (4100) 4101 4102 4105 4110 4115

	BARRELS	DESCRIPTION	UNIT PRICE	AMOUNT
1	80			
2				
3				
4				
5				
6				
7				
8				
9				
10				

SUBTOTAL: 80

SUB TOTAL		
STATE TAX		
TOTAL		

## NO. 367637

DRIVERS SIGNATURE: Keth Legu



**Agua Moss LLC**  
**3782 Provo Street**  
**Bloomfield, NM 87413**

**No.**  
**PL53399**

**Date:**  
12/14/2025

**Company:**  
STANTEC  
**Billing Location:**  
CANADA MESA

**Ordered By:**  
STEVE

**Delivery Company:**  
SIERRA OILFIELD  
**Delivery Driver Truck #:**  
74

**Delivery Driver:**  
KOLTON LOPEZ  
**Delivery Ticket #:**  
PL

**Product:**  
4100 - Disposal / Produced Water

**BBLS:**  
80

**Time Stamp**  
10:07 AM

**Product:**  
4100 - Disposal / Produced Water

**BBLS:**  
36

**Time Stamp**  
01:45 PM



**Agua Moss LLC**  
**3782 Provo Street**  
**Bloomfield, NM 87413**

**No.**  
**PL53426**

**Date:**  
12/15/2025

**Company:**  
STANTEC  
**Billing Location:**  
CANADA MESA #2

**Ordered By:**  
STEVE

**Delivery Company:**  
SIERRA OIFIELD  
**Delivery Driver Truck #:**  
81

**Delivery Driver:**  
KOLTON LOPEZ  
**Delivery Ticket #:**  
PL

**Product:**  
4100 - Disposal / Produced Water

**BBLS:**  
60

**Time Stamp**  
10:16 AM

# AGUA MOSS, LLC

P.O. Box 600, Farmington, NM 87499  
(505) 632-3640

CUSTOMER: Stantec

LOCATION: Canada mesa

ORDERED BY: Steve

DELIVERED BY: Sierra oilfield & 1 Kolton TICKET#: \_\_\_\_\_

PRODUCT: 4100 4101 4102 4105 4110 4115 \_\_\_\_\_

	BARRELS	DESCRIPTION	UNIT PRICE	AMOUNT
1	80	Prod. H <sub>2</sub> O		
2				
3				
4				
5				
6				
7				
8				
9				
10				

SUBTOTAL: _____	<b>SUB TOTAL</b>		
	<b>STATE TAX</b>		
	<b>TOTAL</b>		

**NO. 367639**

DRIVERS SIGNATURE: Kolton Jany



**Agua Moss LLC**  
**3782 Provo Street**  
**Bloomfield, NM 87413**

**No.**  
**PL53577**

**Date:**

12/17/2025

**Company:**

STANTECH

**Billing Location:**

CANADA MESA

**Ordered By:**

STEVE

**Delivery Company:**

SIERRA OILFIELD

**Delivery Driver Truck #:**

81

**Delivery Driver:**

KOLTEN L

**Delivery Ticket #:**

PL

**Product:**

4100 - Disposal / Produced Water

**BBLS:**

80

**Time Stamp**

10:00 AM



**Agua Moss LLC**  
**3782 Provo Street**  
**Bloomfield, NM 87413**

**No.**  
**PL53684**

**Date:**  
12/18/2025

**Company:**  
STANTECH  
**Billing Location:**  
CANADA MESA #2,

**Ordered By:**  
STEVE

**Delivery Company:**  
SEIRRA OILFIELD  
**Delivery Driver Truck #:**  
81

**Delivery Driver:**  
KOLTEN L  
**Delivery Ticket #:**  
PL

**Product:**  
4100 - Disposal / Produced Water

**BBLS:**  
80

**Time Stamp**  
10:30 AM

**Product:**  
4100 - Disposal / Produced Water

**BBLS:**  
30

**Time Stamp**  
02:25 PM



**Agua Moss LLC**  
**3782 Provo Street**  
**Bloomfield, NM 87413**

**No.**  
**PL53737**

**Date:**  
12/19/2025

**Company:**  
STANTECH  
**Billing Location:**  
CANADA MESA #2

**Ordered By:**  
STEVE

**Delivery Company:**  
SIERRA OILFIELD  
**Delivery Driver Truck #:**  
81

**Delivery Driver:**  
KOLTEN L  
**Delivery Ticket #:**  
PL

**Product:**  
4100 - Disposal / Produced Water

**BBLS:**  
80

**Time Stamp**  
10:30 AM



**Agua Moss LLC**  
**3782 Provo Street**  
**Bloomfield, NM 87413**

**No.**  
**PL53804**

**Date:**  
12/20/2025

**Company:**  
STANTECH  
**Billing Location:**  
CANADA MESA #2

**Ordered By:**  
STEVE

**Delivery Company:**  
SIERRA OILFIELD  
**Delivery Driver Truck #:**  
74

**Delivery Driver:**  
VARICK N  
**Delivery Ticket #:**  
PL

**Product:**  
4100 - Disposal / Produced Water

**BBLs:**  
76

**Time Stamp**  
09:20 AM

# AGUA MOSS, LLC

P.O. Box 600, Farmington, NM 87499  
(505) 632-3640

21 DEC '25 AM 8:56

CUSTOMER: Stantec

LOCATION: Canada Mesa Well #2

ORDERED BY: Steve

DELIVERED BY: Sierra Oilfield, Zorick NEZ, 81 TICKET#: \_\_\_\_\_

PRODUCT: 4100 4101 4102 4105 4110 4115 \_\_\_\_\_

	BARRELS	DESCRIPTION	UNIT PRICE	AMOUNT
1	80	Prod H <sub>2</sub> O		
2				
3				
4				
5				
6				
7				
8				
9				
10				
SUBTOTAL:			SUB TOTAL	
			STATE TAX	
			TOTAL	

**NO. 367641**

DRIVERS SIGNATURE: Vridick

# AGUA MOSS, LLC

P.O. Box 600, Farmington, NM 87499  
(505) 632-3640

22 DEC '25 PM 1:31

CUSTOMER: Stantec

LOCATION: Canada mesa #2

ORDERED BY: Steve

DELIVERED BY: Sierra O'Hair, 59, Jimmie Bair TICKET#: 308

PRODUCT: 4100 4101 4102 4105 4110 4115

	BARRELS	DESCRIPTION	UNIT PRICE	AMOUNT
1	20	Prot H2O		
2				
3				
4				
5				
6				
7				
8				
9				
10				

SUBTOTAL:		SUB TOTAL		
		STATE TAX		
		TOTAL		

**NO. 367643**

DRIVERS SIGNATURE: 

# AGUA MOSS, LLC

P.O. Box 600, Farmington, NM 87499  
(505) 632-3640

22 DEC '25 AM 9:50

CUSTOMER: Stantec

LOCATION: Canada Mesa #2

ORDERED BY: Steve

DELIVERED BY: Silvan Oilfield, 59, Jimmie Blair TICKET#: 3077

PRODUCT: 4100 4101 4102 4105 4110 4115

	BARRELS	DESCRIPTION	UNIT PRICE	AMOUNT
1	80	Prod K <sub>2</sub> O		
2				
3				
4				
5				
6				
7				
8				
9				
10				

SUBTOTAL:	SUB TOTAL		
	STATE TAX		
	TOTAL		

**NO. 367642**

DRIVERS SIGNATURE: [Signature]

Sante Fe Main Office  
Phone: (505) 476-3441

General Information  
Phone: (505) 629-6116

Online Phone Directory  
<https://www.emnrd.nm.gov/ocd/contact-us>

**State of New Mexico**  
**Energy, Minerals and Natural Resources**  
**Oil Conservation Division**  
**1220 S. St Francis Dr.**  
**Santa Fe, NM 87505**

CONDITIONS

Action 559604

**CONDITIONS**

Operator: El Paso Natural Gas Company, L.L.C 1001 Louisiana Street Houston, TX 77002	OGRID: 7046
	Action Number: 559604
	Action Type: [UF-GWA] Ground Water Abatement (GROUND WATER ABATEMENT)

**CONDITIONS**

Created By	Condition	Condition Date
shanna.smith	Pursuant to 19.15.30 NMAC El Paso CGP Company (EPCGP) must submit a Stage 1/2 Abatement plan no later than April 3, 2026, that meets all of the requirements of 19.15.30.13 NMAC and given one-month extension.	3/4/2026
shanna.smith	Hydrocarbon Recovery Testing Report is satisfactory for record as a result from 11/12/2025 Work Plan.	3/4/2026