



Stantec Consulting Services Inc.
4572 Telephone Road, Suite 916
Ventura CA 93003-5663

April 9, 2026

Project 203724997.2H25

Ms. Shanna Smith
State of New Mexico
EMNRD – Oil Conservation Division
506 West Texas Avenue
Artesia, New Mexico 88210

Reference: Second Half 2025 Groundwater Monitoring and Status Report, Former ExxonMobil Gladiola Station, Lea County, New Mexico, OCD No. AP038

Dear Ms. Smith,

At the request of ExxonMobil Environmental Solutions, on behalf of ExxonMobil Pipeline Company LLC, Stantec Consulting Services Inc. (Stantec) is submitting the enclosed *Second Half 2025 Groundwater Monitoring and Status Report* for the site. The format used for the report consolidates groundwater sampling (where applicable) and consultant progress updates into one summary report. Please contact me using the contact information listed below.

Regards,

Stantec Consulting Services Inc.

James Anderson

James Anderson
Senior Program Manager
Phone: (805) 701-1420
james.anderson@stantec.com

c. Mr. Chris Bear, ExxonMobil Environmental Solutions Company



Second Half 2025 Groundwater Monitoring and Status Report

Former ExxonMobil Gladiola Station
Lea County, New Mexico
OCD No. AP038

April 9, 2026

Prepared for:
ExxonMobil Environmental Solutions, on behalf
of ExxonMobil Pipeline Company LLC

Prepared by:
Stantec Consulting Services Inc.

Project Number:
203724997.2H25

Second Half 2025 Groundwater Monitoring and Status Report
Former ExxonMobil Gladiola Station

The conclusions in the Report titled Second Half 2025 Groundwater Monitoring and Status Report are Stantec's professional opinion, as of the time of the Report, and concerning the scope described in the Report. The opinions in the document are based on conditions and information existing at the time the scope of work was conducted and do not take into account any subsequent changes. The Report relates solely to the specific project for which Stantec was retained and the stated purpose for which the Report was prepared. The Report is not to be used or relied on for any variation or extension of the project, or for any other project or purpose, and any unauthorized use or reliance is at the recipient's own risk.

Stantec has assumed all information received from ExxonMobil Environmental Solutions, on behalf of ExxonMobil Pipeline Company LLC (the "Client") and third parties in the preparation of the Report to be correct. While Stantec has exercised a customary level of judgment or due diligence in the use of such information, Stantec assumes no responsibility for the consequences of any error or omission contained therein.

This Report is intended solely for use by the Client in accordance with Stantec's contract with the Client. While the Report may be provided by the Client to applicable authorities having jurisdiction and to other third parties in connection with the project, Stantec disclaims any legal duty based upon warranty, reliance or any other theory to any third party, and will not be liable to such third party for any damages or losses of any kind that may result.

James Anderson

Signature

James Anderson, Senior Program Manager

Printed Name



Second Half 2025 Groundwater Monitoring and Status Report
Former ExxonMobil Gladiola Station

Table of Contents

Acronyms / Abbreviations..... iv

1 Introduction..... 1

2 Site Description 1

3 Geology and Hydrogeology 1

4 Regulatory Framework and Site Classification 2

5 Previous Work 4

5.1 Pumping Station Activities 4

5.2 Site Assessment Activities 4

5.3 Remediation Activities 5

5.4 Groundwater Monitoring Activities..... 6

6 Field Activities 6

6.1 Monitoring Well Gauging and Purging..... 6

6.2 Monitoring Well Sampling..... 6

6.3 NAPL Bailing 7

6.4 Waste Management 7

7 Results and Conclusions 7

7.1 NAPL Recovery 7

7.2 Groundwater Levels and Flow Direction 7

7.3 Groundwater Concentrations and Summary 8

8 Recommendations 9

9 Activities Planned for First Quarter 2026..... 9

10 References 9



Second Half 2025 Groundwater Monitoring and Status Report
Former ExxonMobil Gladiola Station

List of Figures

- Figure 1 Site Location Map
- Figure 2 Generalized Site Plan
- Figure 3 Groundwater Elevation Map, 12/02-05/25
- Figure 4 Groundwater Analytical Results – Petroleum Hydrocarbons, December 2025
- Figure 5 Groundwater Analytical Results – Metals and Additional Parameters, December 2025
- Figure 6 Groundwater Analytical Results – Fluoride, December 2025

List of Graphs

- Graphs NAPL Thickness and Groundwater Depth vs. Time for MW-1 through MW-39

List of Tables

- Table 1 Water Level Measurements and Groundwater Analyses
- Table 2 Groundwater Analytical Results for PAHs
- Table 3 Groundwater Analytical Results for Metals and Additional Parameters
- Table 4 Cumulative Water Level Measurements and Groundwater Analyses
- Table 5 Cumulative Groundwater Analytical Results for PAHs
- Table 6 Cumulative Groundwater Analytical Results for Metals and Additional Parameters
- Table 7 Cumulative Constituents Detected in Groundwater by Full Scan 8260B
- Table 8 NAPL Recovery Results

List of Appendices

- Appendix A Field Data Sheets
- Appendix B Laboratory Analytical Reports
- Appendix C Manifests



Second Half 2025 Groundwater Monitoring and Status Report
Former ExxonMobil Gladiola Station

Acronyms / Abbreviations

| | |
|-------------|---|
| ° | Degrees |
| B&H | B & H Environmental Services |
| bgs | Below ground surface |
| BNC | BNC Environmental Services, Inc. |
| BTEX | Benzene, toluene, ethylbenzene, and total xylenes |
| Centurion | Centurion Pipeline L.P. |
| COC | Constituent of concern |
| CRA | Conestoga-Rovers & Associates |
| EPA | Environmental Protection Agency |
| ExxonMobil | ExxonMobil Pipeline Company LLC |
| GES | Groundwater & Environmental Services, Inc. |
| HHS | Human health standard |
| Kleinfelder | Kleinfelder West, Inc. |
| mg/kg | Milligrams per kilogram |
| mg/L | Milligrams per liter |
| NAPL | Non-aqueous phase liquid |
| NMAC | New Mexico Administrative Code |
| NMOCD | New Mexico Oil Conservation Division |
| NMWQCC | New Mexico Water Quality Control Commission |
| PAH | Polyaromatic Hydrocarbon |
| RCRA | Resource Conservation and Recovery Act |
| RRAL | Recommended remediation action level |
| Stantec | Stantec Consulting Services Inc. |
| TDS | Total dissolved solids |
| VOCs | Volatile organic compounds |



Second Half 2025 Groundwater Monitoring and Status Report Former ExxonMobil Gladiola Station

1 Introduction

At the request of ExxonMobil Environmental Solutions, on behalf of ExxonMobil Pipeline Company LLC (ExxonMobil), Stantec Consulting Services Inc. (Stantec) prepared this semi-annual groundwater monitoring and status report for the site.

2 Site Description

Former Gladiola Station is located in northeastern Lea County, New Mexico (Figure 1). The site is located at latitude 33.300745 degrees (°) and longitude -103.111117° and consists of 0.54 acre of land (Figure 2). The site was operated as a crude oil pipeline pumping station under ExxonMobil Pipeline Company until it was purchased by Trojan Pipeline L.P. in February 2004. Trojan changed its name to Centurion Pipeline L.P. (Centurion) in July 2004. The site is currently a vacant lot that contains a pipeline with a cathodic protection system operated by Centurion (AECOM, 2014).

3 Geology and Hydrogeology

The site is in northeastern Lea County, New Mexico, within the Llano Estacado (staked plains) physiographic province. Surface soils at the site are Quaternary windblown (eolian) sediments comprised of sands, silts, and clays. This sediment can accumulate to a thickness of 20 feet in this portion of Lea County. The Quaternary sediment unconformably overlies the Tertiary Ogallala formation (AECOM, 2014).

The Ogallala formation is comprised of variably cemented calcic sands, silts, caliche, gravel, and some clays and ranges in thickness from 50 to 300 feet. Groundwater in northern Lea County is primarily produced from the Ogallala formation. The saturated thickness ranges from 25 to 200 feet, with the depth to groundwater ranging from less than 30 to approximately 260 feet. The Ogallala formation unconformably overlies the Triassic Dockum group. The Dockum group consists of red shale and sandstone and is commonly referred to as red beds. The red beds can exceed 1,000 feet in thickness in this region and may produce small amounts of water at the bottom of the formation. Water wells in the vicinity of the site have a total depth of approximately 100 feet below ground surface (bgs), with depth to groundwater ranging from 35 to 70 feet bgs (AECOM, 2014).

The surface soils encountered at the site are silty clays approximately 2 to 3 feet thick. This surface soil is consistent with the surface soil description (Quaternary sediment) for this physiographic province. The next three soil types encountered at the site are consistent with the description of the Ogallala formation (caliche, limestone, and silty sands). The Dockum group was not encountered at the site (AECOM, 2014).

The first occurrence of groundwater encountered at the site is found within the Ogallala formation and would likely be classified as the Ogallala Aquifer. The characteristics of the Ogallala Aquifer as described in the scientific literature match the characteristics of subsurface conditions beneath the site (produces small amounts of good-quality water). The depth to water beneath the site has ranged historically from approximately 29 to 43 feet bgs (AECOM, 2014).



Second Half 2025 Groundwater Monitoring and Status Report
Former ExxonMobil Gladiola Station

4 Regulatory Framework and Site Classification

The New Mexico Oil Conservation Division (NMOCD) has regulatory jurisdiction over oil and gas production operations including crude-oil pipeline releases and closure activities in the State of New Mexico. This investigation was conducted in accordance with a “revised Stage 1 Abatement Plan,” submitted to the NMOCD on March 2, 2006. The NMOCD requires that soil affected by a crude oil release be remediated in such a manner that the potential for future effects to groundwater or the environment are minimized. The NMOCD hydrocarbon recommended remediation action levels (RRALs) for soil are determined by ranking criteria on a site-by-site basis, outlined in the NMOCD Guidelines for Remediation of Spills, Leaks, and Releases, dated August 13, 1993 (NMOCD, 1993). The ranking criteria are based on three site characteristics: depth to groundwater, wellhead protection, and distance to surface water (AECOM, 2014).

The NMOCD guidelines require groundwater to be analyzed for potential constituents of concern as defined by New Mexico Water Quality Control Commission (NMWQCC) regulatory limits. Human health standards (HHS) for groundwater with a total dissolved solids (TDS) concentration of less than 10,000 milligrams per liter (mg/L) can be found in New Mexico Administrative Code (NMAC) 20.6.2.3103, Sections A and B.

A water well search was conducted on May 28, 2008. According to the New Mexico Office of the State Engineer Water Administration Technical Engineering Resource System database, 18 wells are located within approximately 1 mile of the site. Three of those wells are within 2,000 feet of the site. Two were natural resource exploratory wells (likely petroleum exploration), and one was installed as a livestock watering well. According to the Water Administration Technical Engineering Resource System database, no wells are located within 1,000 feet of the site (AECOM, 2014).

On March 13 and April 15, 2009, Kleinfelder West, Inc. (Kleinfelder) contacted an adjacent property owner, Mr. Tommy Burrus, to obtain information regarding water well locations and usage (AECOM, 2014). According to Mr. Burrus, water supply wells are located as indicated in the following table.

| Location | Usage | Owner |
|---|--|-----------------|
| Approximately 0.5 mile northeast | Livestock watering well | Tommy Burrus |
| Between approximately 0.5 and 0.75 mile southeast of the site | Livestock watering well | Tommy Burrus |
| Approximately 0.4 mile east of the site | Domestic well at an abandoned ranch (no longer in use) | Tommy Burrus |
| Between 0.5 and 0.75 mile northwest of the site | Livestock watering well | Clinton Houston |

Data collected during groundwater monitoring and sampling events indicates that the historic depth to water at the site has ranged from approximately 29 to 43 feet bgs. The site is not within 1,000 feet of a wellhead protection area, and surface water is more than 1,000 feet from the site, giving the site a ranking criteria score of 20 as summarized in the following table (AECOM, 2014).



Second Half 2025 Groundwater Monitoring and Status Report
Former ExxonMobil Gladiola Station

| Characterization | Selection | Score |
|---------------------------|-------------------------|-------|
| Depth to Groundwater | Less than 50 feet | 20 |
| Wellhead Protection Area | Greater than 1,000 feet | 0 |
| Distance to Surface Water | Greater than 1,000 feet | 0 |
| Total | | 20 |

Based on a total score of 20, the soil hydrocarbon RRALs in the following table apply to this site.

| Constituent of Concern | RRALs (mg/kg) |
|--|---------------|
| Benzene | 10 |
| Total benzene, toluene, ethylbenzene, and total xylenes (BTEX) | 50 |
| Total petroleum hydrocarbons | 100 |

mg/kg = Milligrams per kilogram.

Groundwater samples collected as part of assessment activities were evaluated using NMWQCC regulatory limits for the analytical parameters listed in the following table. For the parameters that exceeded their NMWQCCs, an evaluation of natural background conditions was performed through a statistical analysis to determine if the chemicals were constituents of concern or variations in natural quality (Stantec, 2025). The results of the background analysis are also listed in the following table.

| Constituent of Concern | NMWQCC Regulatory Limit (mg/L) | Calculated Background Concentration (mg/L) |
|--------------------------------|--------------------------------|--|
| Benzene | 0.005 | |
| Toluene | 1 | |
| Ethylbenzene | 0.7 | |
| Total Xylenes | 0.62 | |
| Benzo(a)pyrene | 0.0007 | |
| Total naphthalene ¹ | 0.03 | |
| Arsenic | 0.01 | 0.23 |
| Barium | 2 | 3.19 |
| Cadmium | 0.005 | |
| Chromium | 0.05 | 0.364 |
| Lead | 0.015 | |
| Mercury | 0.002 | |
| Selenium | 0.05 | |
| Silver | 0.05 | |
| Chloride | 250.0 | 409 |
| Sulfate | 600.0 | |



Second Half 2025 Groundwater Monitoring and Status Report
Former ExxonMobil Gladiola Station

| Constituent of Concern | NMWQCC Regulatory Limit (mg/L) | Calculated Background Concentration (mg/L) |
|------------------------|--------------------------------|--|
| TDS | 1,000.0 | 1,310 |

1. Total Naphthalene = naphthalene + 1-methylnaphthalene + 2-methylnaphthalene

NMOCD removed sulfate from routine sampling in electronic correspondence dated December 7, 2020 (NMOCD, 2020). Sulfate will be included in the analytical suite during closure sampling.

5 Previous Work

Soil and groundwater investigations have been conducted at the site since 2002. Previous work has included the drilling of soil borings, installation of wells, soil excavation, and non-aqueous phase liquid (NAPL) bailing.

5.1 Pumping Station Activities

November 18, 2002. A crude oil release of approximately 15 barrels occurred as a result of a leak from the former western sump overflow/bleeder valve, located northeast of well MW-1. Approximately five barrels of crude oil were recovered from the release (ExxonMobil, 2002).

May 21, 2007. Centurion reported a crude oil release resulting from a strainer valve failure, which caused the eastern sump, located to the north of well MW-2, to overflow (AECOM, 2014).

May 2009. NAPL was observed in off-site well MW-15 at a thickness of 0.16 foot. On October 13, 2011, NAPL thickness increased in well MW-15 to 2.24 feet. In addition, NAPL was observed in well MW-13, northwest of well MW-15, at a thickness of 0.95 foot. By October 2012, NAPL thickness increased in well MW-15 to 3.35 feet and was first observed in off-site well MW-24 at a thickness of 4.35 feet. Based on the levels of NAPL in wells MW-15 and MW-24, ExxonMobil theorized that NAPL in wells MW-13, MW-15, and MW-24 could be indicative of a third release of crude oil.

5.2 Site Assessment Activities

August 2003. B&H Environmental Services conducted a soil boring investigation (B&H, 2003).

2004. BNC Environmental Services, Inc. (BNC) conducted soil and groundwater activities, including the installation of wells MW-1 through MW-3. A water well search was conducted, which did not identify water wells located on or immediately adjacent to the site (BNC, 2004).

2006. Conestoga-Rovers & Associates (CRA) advanced soil borings SB-9 and SB-11 and installed wells MW-4 through MW-10 (AECOM, 2014).

April 2008. Kleinfelder oversaw the installation of wells MW-11 through MW-16 (Kleinfelder, 2008).

August 2009. Kleinfelder oversaw the installation of wells MW-17 through MW-22 (AECOM, 2014).



Second Half 2025 Groundwater Monitoring and Status Report
Former ExxonMobil Gladiola Station

October 2011. Groundwater & Environmental Services, Inc. (GES) advanced borings SB-1 through SB-7 and installed and sampled temporary wells in the borings. NAPL was not encountered (AECOM, 2014).

December 2011. GES installed wells MW-23 through MW-26 (AECOM, 2014).

May 2013. Well MW-8 could not be located and was presumed to be destroyed. Large pieces of concrete were found in the vicinity of the well (AECOM, 2014).

June 2018. Cardno oversaw the installation of wells MW-27 through MW-32 (Cardno, 2018).

June 2023. Stantec oversaw the installation of wells MW-33 through MW-38 (Stantec, 2025).

March 2024. Stantec oversaw the installation of well MW-39, which completed delineation of dissolved-phase constituents of concern (COCs) and NAPL (Stantec, 2025).

December 2025. Stantec submitted a *Stage 2 Abatement Plan Report* (Stantec, 2025), which includes a background study that calculated site-specific background concentrations for chloride, arsenic, and chromium and concluded these chemicals are naturally occurring and not COCs for the site.

5.3 Remediation Activities

August 2003. E. D. Walton conducted initial remedial excavation activities (B&H, 2003).

May-June 2007. Soil remediation activities, including excavation, were conducted (AECOM, 2014).

April 2009. NOVA Safety and Environment, on behalf of Centurion, recommended to the NMOCD no further action for the May 2007 release (AECOM, 2014).

April 2016. Cardno conducted a NAPL baildown test on wells MW-13, MW-14, and MW-24. Cardno also bailed NAPL from wells MW-4, MW-5, MW-12, MW-15, MW-16, MW-18, MW-20, and MW-25 using disposable Teflon® bailers (Cardno, 2016).

October 2016. Cardno conducted a NAPL pumping test to assess whether sustained flow of NAPL is possible by pumping. To begin the test, Cardno adjusted the pump to a rate of 0.1 gallon per minute to conduct a step test to gradually increase the flow rate and determine the appropriate flow rate for a constant rate pumping test; however, Cardno was not able to sustain the desired flow rates during the step test and the constant rate test, therefore, was not performed. Approximately 100 gallons of NAPL mixed with water was removed (Cardno, 2017a).

May 2017. Cardno conducted a NAPL recovery test using a Xitech Instruments, Inc. ADJ210 High Performance Smart Skimmer® pump equipped with an electronic controller to assess whether sustained flow of NAPL is possible by pumping. During the test, approximately 10 to 15 gallons of NAPL were removed over a 24-hour period (Cardno, 2017b).



Second Half 2025 Groundwater Monitoring and Status Report
Former ExxonMobil Gladiola Station

5.4 Groundwater Monitoring Activities

Groundwater monitoring and sampling have been ongoing since 2004. Cumulative groundwater analytical results are summarized in Tables 4 through 7. NAPL bailing has been ongoing since 2015. NAPL recovery results are summarized in Table 8.

6 Field Activities

Field data sheets are included in Appendix A. Laboratory analytical reports are included in Appendix B.

6.1 Monitoring Well Gauging and Purging

From December 2 through 5, 2025, the site's monitoring wells were gauged as part of the second half 2025 monitoring event.

At the beginning of the groundwater monitoring event, the well boxes were opened and the locking well caps removed from the wells. The liquid level within each well was allowed to equilibrate to atmospheric pressure. The water levels were measured in all wells prior to sampling using an electronic oil/water interface probe capable of measuring groundwater elevations to 0.01 foot.

In wells without NAPL, the depth to water was measured to the nearest 0.01 foot with an electronic oil/water interface probe. Groundwater elevations were calculated by subtracting the depth to water from the surveyed top of casing.

In wells with NAPL, the depths of the top and bottom of NAPL were measured using an oil/water interface probe. The water levels were then corrected for density effects to accurately determine the elevation of the water table. Wells containing NAPL are not purged or sampled.

After measuring the static groundwater levels, select wells were purged using low-flow sampling techniques. Samples were collected once field parameters stabilized. Submersible pumps were used for purging the wells, and the flow rate was adjusted to minimize drawdown. Water quality measurements including temperature, pH, conductivity, dissolved oxygen, oxidation reduction potential, and turbidity were recorded via the use of a flow-through cell and a YSI multi-parameter meter. The sample intake was positioned at the approximate middle of the well screen.

6.2 Monitoring Well Sampling

Groundwater samples were collected from all wells without NAPL, except well MW-7, which was not gauged or sampled during this event, and well MW-10, which had insufficient water to sample.

The wells were sampled using low-flow sampling techniques in general accordance with the Environmental Protection Agency (EPA) guidelines described in the EPA document titled "Standard Operating Procedure for Low-Stress (Low Flow)/Minimal Drawdown Ground-Water Sample Collection" (EPA, n.d.).



Second Half 2025 Groundwater Monitoring and Status Report Former ExxonMobil Gladiola Station

After purging, groundwater samples were collected through a submersible pump directly into laboratory-provided containers. Depending on the analysis, each sample container was preserved with hydrochloric acid, nitric acid, etc., or it was preservative-free. The samples were immediately placed on ice in laboratory-supplied containers and subsequently shipped to a certified environmental laboratory using chain-of-custody protocol.

The samples collected were analyzed for all of the site's potential COCs: volatile organic compounds (VOCs), polyaromatic hydrocarbons (PAHs), Resource Conservation and Recovery Act (RCRA) 8 metals (arsenic, barium, cadmium, chromium, lead, mercury, selenium, and silver), TDS, and chloride. Based upon NMOCD correspondence dated September 11, 2025 (NMOCD, 2025), beryllium, thallium, cyanide, fluoride, and uranium were added to the analytical program. In correspondence dated December 7, 2020 (NMOCD, 2020), the NMOCD agreed that sulfate could be removed from the analytical program. Analytical methods are detailed in the laboratory analytical reports in Appendix B.

6.3 NAPL Bailing

NAPL was bailed from the gauged wells with NAPL, as detailed in Table 8.

6.4 Waste Management

Decontamination/purge water and NAPL generated during the sampling and NAPL recovery events were temporarily stored in Department of Transportation-approved, sealed 55-gallon drums. Disposal documentation is included in Appendix C.

7 Results and Conclusions

Groundwater monitoring and sampling data are summarized in Tables 1 through 8. NAPL thicknesses and groundwater depths are illustrated on Graphs 1 through 39. Groundwater elevations and NAPL thicknesses are illustrated on Figure 3. BTEX and total naphthalene concentrations are illustrated on Figure 4. TDS, chloride, and select metals concentrations are illustrated on Figure 5. Fluoride concentrations are illustrated on Figure 6.

7.1 NAPL Recovery

Measurable NAPL was encountered in wells MW-1, MW-2, MW-4, MW-5, MW-9, MW-12 through MW-21, and MW-23 through MW-26. NAPL thickness ranged from 0.01 foot (MW-9, MW-17, MW-19, MW-21, MW-23) to 0.50 foot (MW-24). NAPL was measured in well MW-17 for the first time since 2017.

The NAPL thicknesses in the wells indicate a stable to decreasing trend.

7.2 Groundwater Levels and Flow Direction

Measured groundwater levels in the wells during December 2025 event ranged from 37.19 feet below top of casing (well MW-3) to 42.70 feet below top of casing (MW-10). The groundwater flow direction was generally towards the northeast, consistent with historical results.



Second Half 2025 Groundwater Monitoring and Status Report
Former ExxonMobil Gladiola Station

7.3 Groundwater Concentrations and Summary

Groundwater analytical results were compared to the higher of the NMWQCC standard and the calculated site-specific background concentration. Concentrations reported in the sampled wells did not exceed standards with the following exceptions:

- MW-3: Benzene, total naphthalene, fluoride, and TDS (stable trend).
- MW-6: Fluoride.
- MW-11: Fluoride.
- MW-22: Fluoride.
- MW-27: Fluoride.
- MW-28: Fluoride.
- MW-29: Fluoride.
- MW-30: Fluoride.
- MW-32: Fluoride.
- MW-33: Fluoride.
- MW-34: Fluoride.
- MW-35: Fluoride.
- MW-36: Fluoride.
- MW-37: Fluoride.
- MW-38: Chloride (stable trend) and fluoride.
- MW-39: Fluoride.

Dissolved-phase concentrations in the wells were generally consistent with historical results. The results of the event are summarized as follows:

- Barium and arsenic are not COCs based upon the background study.
- Fluoride was added to the analytical program and is a potential COC. As it was detected in every monitoring well (except well MW-31) where groundwater was sampled at a concentration above the WQCC HHS, including the upgradient monitoring wells, it may be that fluoride is naturally occurring and not a COC from the historic releases.
- The extent of NAPL has been delineated.
- The extent of dissolved-phase petroleum hydrocarbons and TDS have been delineated and concentrations above the standards are localized to one well each.
- Chloride only exceeded the background concentration in one well (MW-38), which is an upgradient well and not indicative of source area concentrations; therefore, chloride is not a COC for the site.



Second Half 2025 Groundwater Monitoring and Status Report
Former ExxonMobil Gladiola Station

8 Recommendations

Stantec recommends the following:

- Implement a quarterly groundwater monitoring program effective first quarter 2026 as required by the NMOCD.
- Continue evaluating potential source(s) of the NAPL and remedial strategies.
- Implement submission of quarterly groundwater monitoring reports starting with first quarter 2026.

9 Activities Planned for First Quarter 2026

During first quarter 2026, Stantec plans to conduct the first quarter 2026 groundwater event and submit this semi-annual groundwater report. NAPL recovery will continue to be performed during the groundwater monitoring events.

10 References

AECOM. March 3, 2014. *Technical Memorandum – Review of Forensic Laboratory Reports*.

B & H Environmental Services (B&H). 2003. *Soil Coring Investigation Report, Gladiola Station, Lea County, New Mexico*.

BNC Environmental Services, Inc. (BNC). August 20, 2004. *Soil and Groundwater Assessment Report, Gladiola Station, Section 5, T-12-S, R-38-E, Lea County, New Mexico*.

Cardno. April 3, 2016. *First and Second Quarter 2016 Semi-Annual Groundwater Monitoring Report, Gladiola Station, Lea County, New Mexico*.

Cardno. January 31, 2017a. *Third and Fourth Quarter 2016 Semi-Annual Groundwater Monitoring Report, Gladiola Station, Lea County, New Mexico*.

Cardno. September 6, 2017b. *First and Second Quarter 2017 Semi-Annual Groundwater Monitoring Report, Gladiola Station, Lea County, New Mexico*.

Cardno. November 8, 2018. *Report for the Installation of Six Off-Site Groundwater Monitoring Wells, Gladiola Station, Lea County, New Mexico*.

Environmental Protection Agency (EPA). (n.d.) "Standard Operating Procedure for Low-Stress (Low Flow)/Minimal Drawdown Ground-Water Sample Collection." <https://www.epa.gov/sites/default/files/2015-06/documents/finalsopls1217.pdf>.

ExxonMobil Pipeline Company (ExxonMobil). November 18, 2002. *Leak, Maintenance, and Exposed Pipe Report for Gladiola Station, Lea County, New Mexico*.

Kleinfelder West, Inc. (Kleinfelder). August 18, 2008. *Stage 1 Site Abatement Report, Gladiola Station, Lea County, New Mexico*.



Second Half 2025 Groundwater Monitoring and Status Report
Former ExxonMobil Gladiola Station

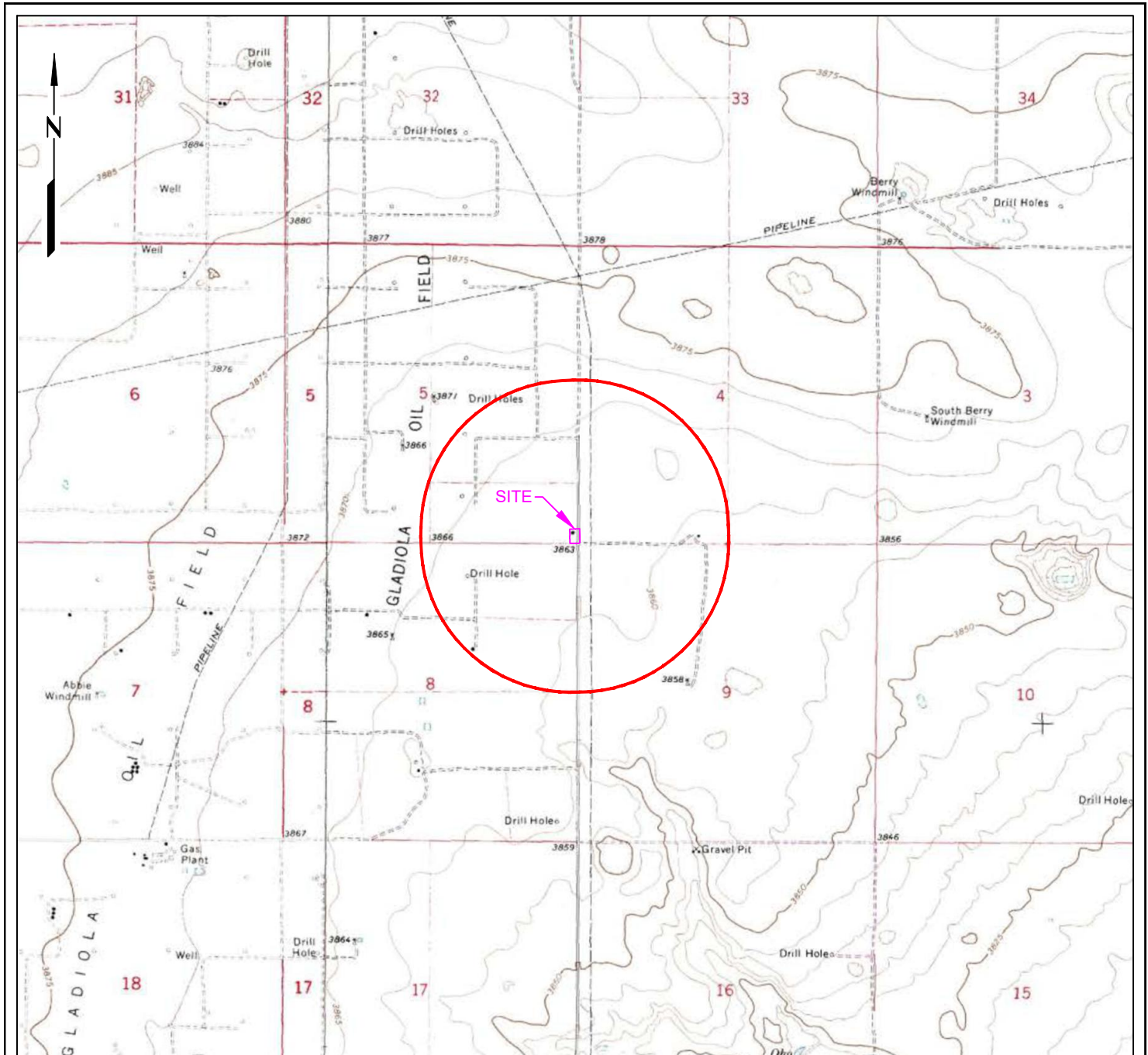
New Mexico Oil Conservation Division (NMOCD). August 13, 1993. *Guidelines for Remediation of Spills, Leaks, and Releases.*

New Mexico Oil Conservation Division (NMOCD). December 7, 2020. Email from Bradford Billings of NMOCD to Marla Madden of ExxonMobil and James Anderson of Cardno. "Subject: RE Notification of 2H20 Groundwater Monitoring Event for ExxonMobil Gladiola Station OCD No. AP038."

New Mexico Oil Conservation Division (NMOCD). September 11, 2025. Email from Shanna Smith of NMOCD to James Anderson of Stantec. "Subject: The Oil Conservation Division (OCD) has approved the application, Application ID: 481522."


Stantec Consulting Services Inc. (Stantec). December 3, 2025. *Stage 2 Abatement Plan Report, Former ExxonMobil Gladiola Station, Lea County, New Mexico, OCD No. AP038, Incident # nBES0517449158.*





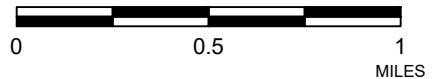
FN 203724997.TOP005

EXPLANATION



1/2-mile distance from property border

APPROXIMATE SCALE



SOURCE:
Modified from a map
provided by
MapPass



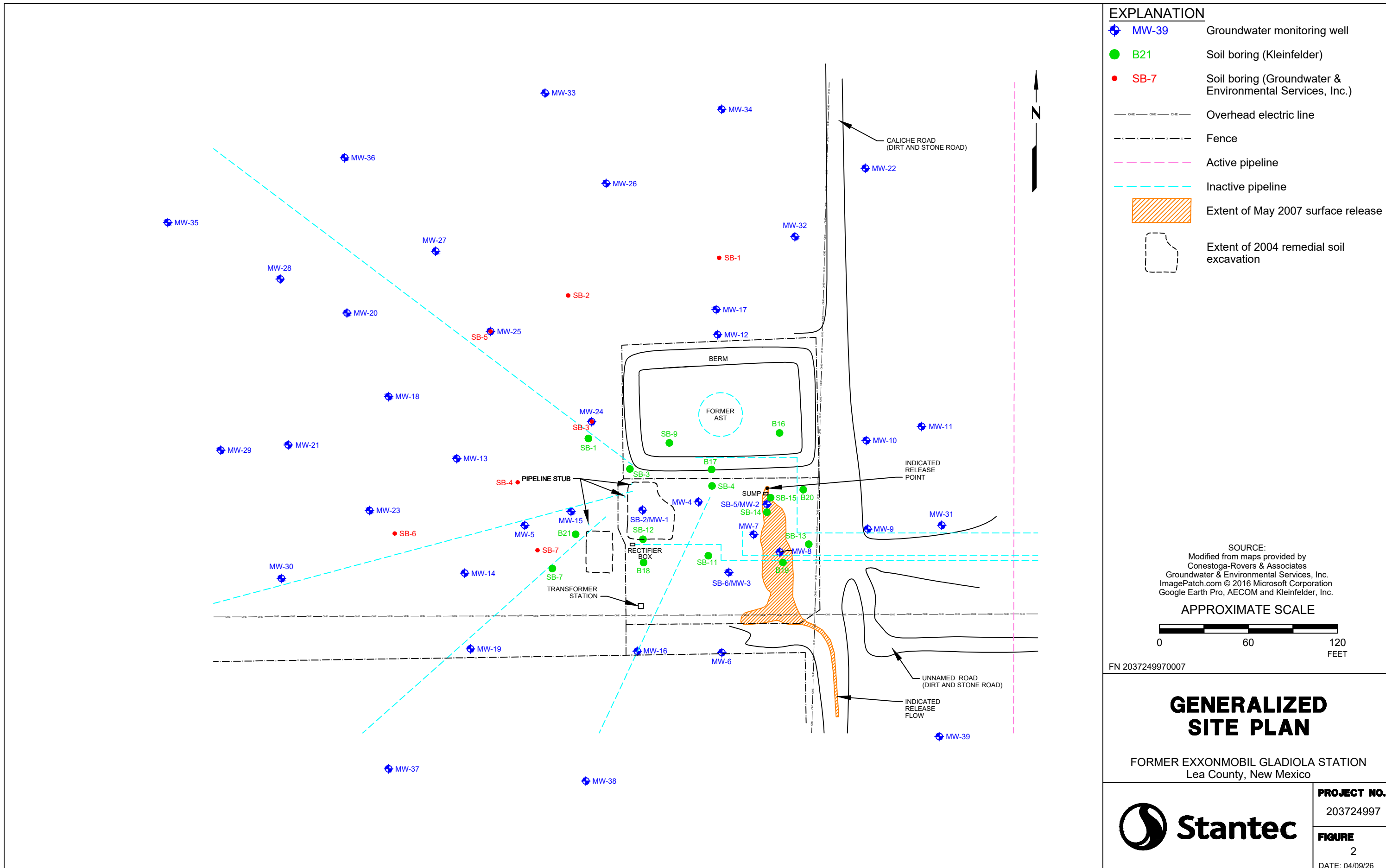
SITE LOCATION MAP
FORMER EXXONMOBIL GLADIOLA STATION
Lea County, New Mexico

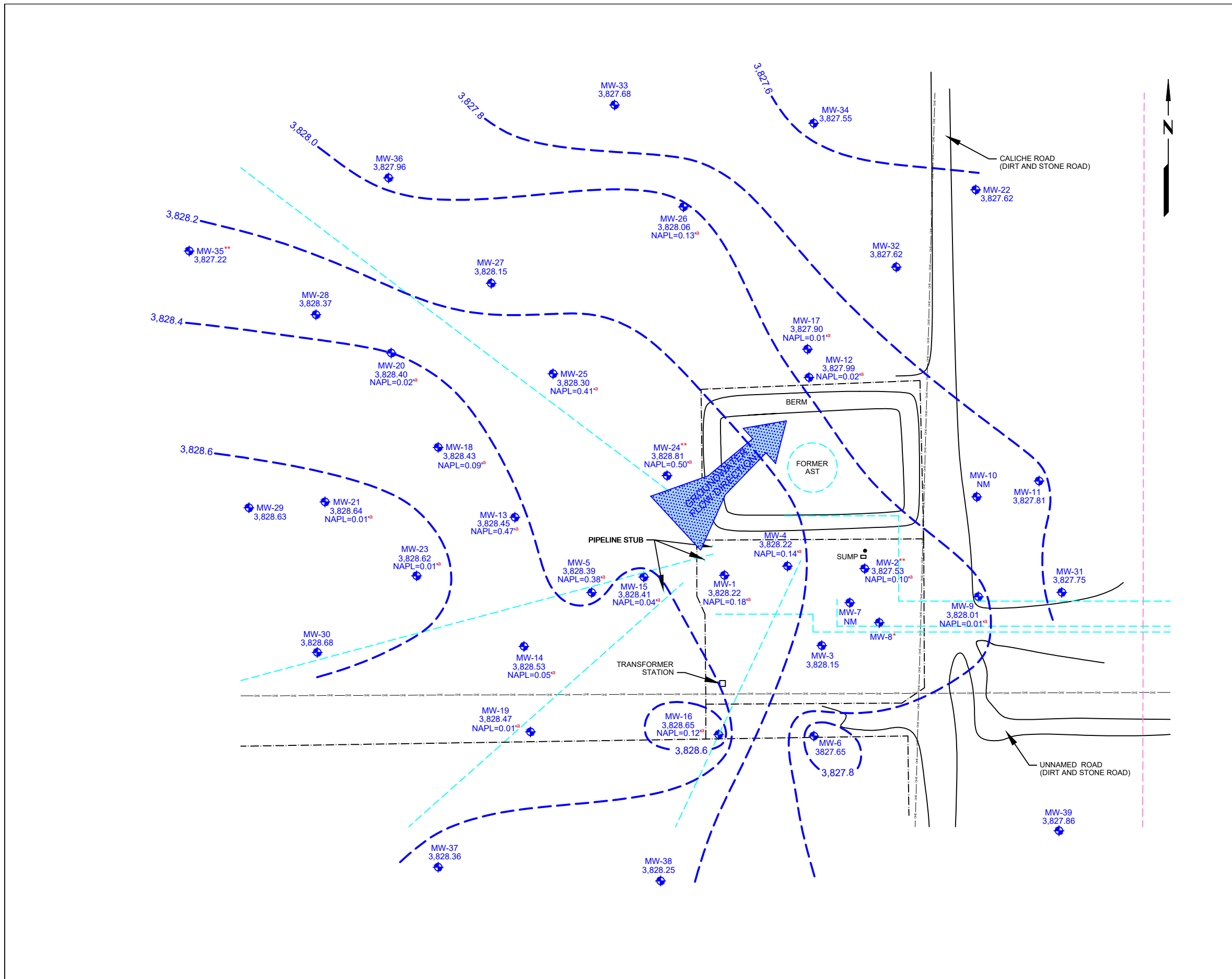
PROJECT NO.

203724997

FIGURE

1





EXPLANATION

- ◆ MW-39 Groundwater monitoring well
- * Well is presumed to have been destroyed
- ** Well not used for contouring
- Groundwater elevation in feet relative to mean sea level
- a Groundwater elevation is adjusted for NAPL thickness using a relative density of 0.83
- NM Not measured
- NAPL=0.50' Non-aqueous phase liquid thickness in feet
- Line of equal groundwater elevation
- Overhead electric line
- - - Fence
- - - Active pipeline
- - - Inactive pipeline

SOURCE:
Modified from maps provided by Conestoga-Rovers & Associates Groundwater & Environmental Services, Inc. ImagePatch.com © 2016 Microsoft Corporation Google Earth Pro, AECOM and Kleinfelder, Inc.

APPROXIMATE SCALE

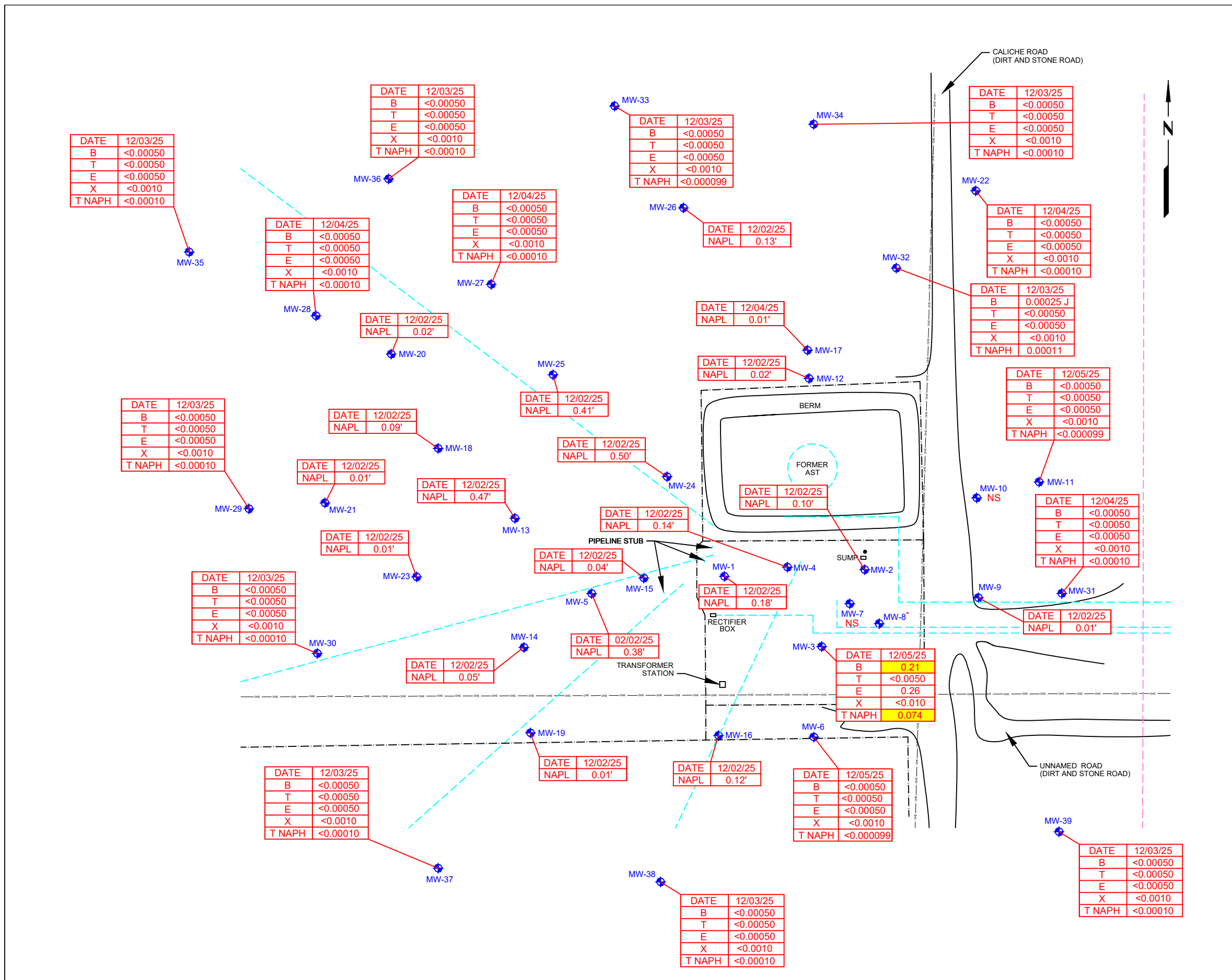
0 60 120 FEET

FN 2037249970007

GROUNDWATER ELEVATION MAP
12/02-05/25

FORMER EXXONMOBIL GLADIOLA STATION
Lea County, New Mexico

| | |
|--|---------------------------------|
| | PROJECT NO. 203724997 |
| | FIGURE 3 |
| | DATE: 04/09/26 |



EXPLANATION

- ◆ MW-39 Groundwater monitoring well
- * Well is presumed to have been destroyed
- J Estimated value between method detection limit and practical quantitation limit
- < Less than the stated laboratory reporting limit
- NAPL=0.50' Non-aqueous phase liquid thickness in feet
- NS Not sampled
- 0.21 Exceeds NMED WQCC HHS (0.005 mg/L for benzene) (0.03 mg/L for total naphthalene)

| |
|--------|
| B |
| T |
| E |
| X |
| T NAPH |

All sample results are listed in milligrams per liter (mg/L)

- Overhead electric line
- - - Fence
- - - Active pipeline
- - - Inactive pipeline

SOURCE:
Modified from maps provided by
Conestoga-Rovers & Associates
Groundwater & Environmental Services, Inc.
ImagePatch.com © 2016 Microsoft Corporation
Google Earth Pro, AECOM and Kleinfelder, Inc.

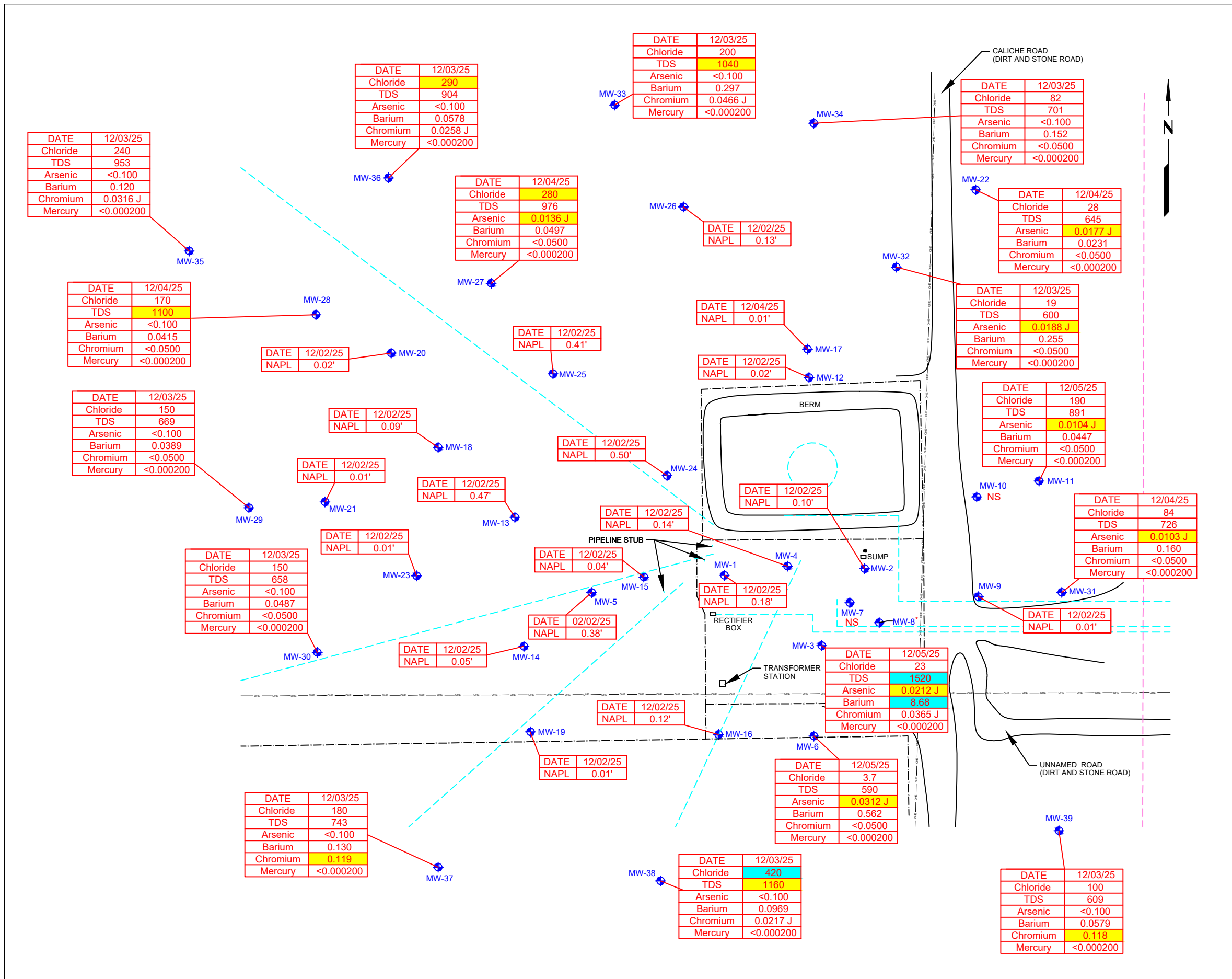
APPROXIMATE SCALE

FN 2037249970007

GROUNDWATER ANALYTICAL RESULTS - PETROLEUM HYDROCARBONS DECEMBER 2025

FORMER EXXONMOBIL GLADIOLA STATION
Lea County, New Mexico

| | |
|-----------------------|---------------------------------|
| | PROJECT NO. 203724997 |
| | FIGURE 4 |
| DATE: 04/09/26 | |



EXPLANATION

- MW-39 Groundwater monitoring well
- Well is presumed to have been destroyed
- Less than the stated laboratory reporting limit
- Estimated value between method detection limit and practical quantitation limit
- Not sampled
- Non-aqueous phase liquid thickness in feet
- Exceeds NMED WQCC HHS or DWS (250 mg/L for chloride) (1000 mg/L for TDS) (0.01 mg/L for arsenic) (2 mg/L for barium) (0.05 mg/L for chromium) (0.002 mg/L for mercury)
- Exceeds WQCC HHS and background value (409 mg/L for chloride) (1310 mg/L for TDS) (0.23 mg/L for arsenic) (3.19 mg/L for barium) (0.364 mg/L for chromium)

| | |
|----------|------------------------|
| Chloride | Chloride |
| TDS | Total dissolved solids |
| Arsenic | Arsenic |
| Barium | Barium |
| Chromium | Chromium |
| Mercury | Mercury |

All sample results are listed in milligrams per liter (mg/L)

- Overhead electric line
- Fence
- Active SOURCE
- Inactive SOURCE

Modified from maps provided by Conestoga-Rovers & Associates Groundwater Remediation Services, Inc. ImagePatch.com © 2016 Microsoft Corporation Google Earth Pro, AECOM and Kleinfelder, Inc.

APPROXIMATE SCALE

0 60 120 FEET

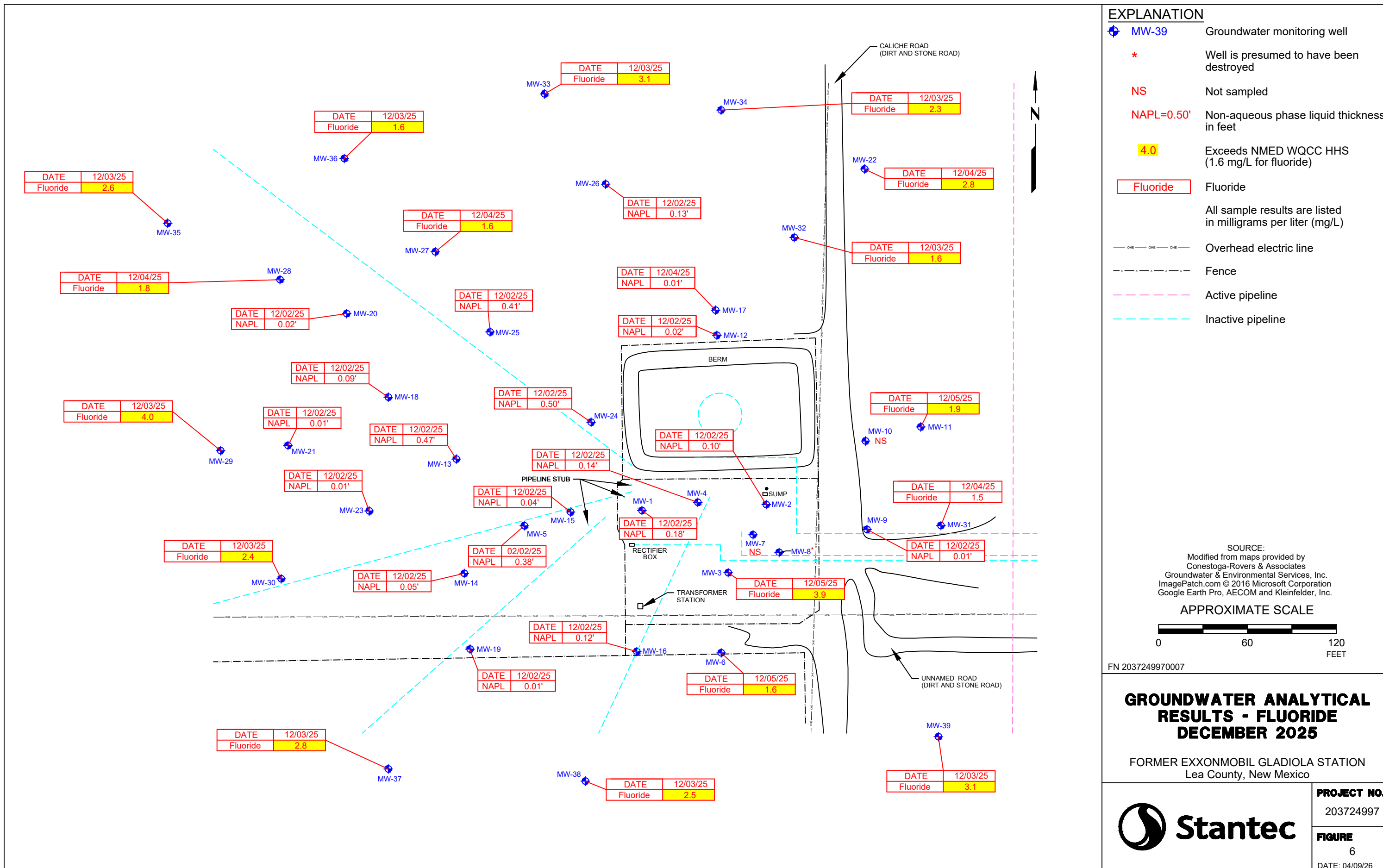
FN 2037249970007

GROUNDWATER ANALYTICAL RESULTS - METALS AND ADDITIONAL PARAMETERS DECEMBER 2025

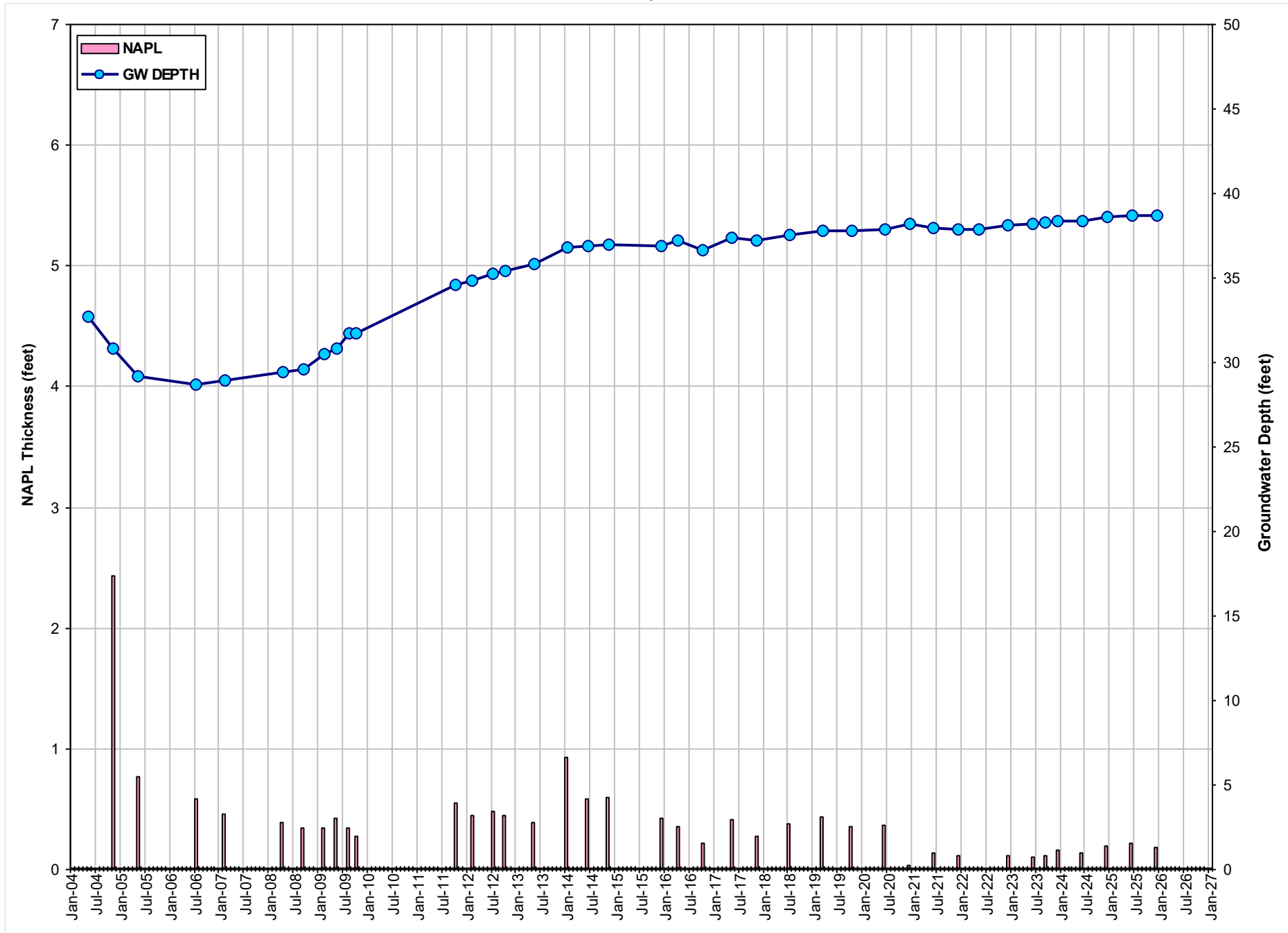
FORMER EXXONMOBIL GLADIOLA STATION
Lea County, New Mexico

| | |
|--------------------|-----------|
| PROJECT NO. | 203724997 |
| FIGURE | 5 |
| DATE: | 04/09/26 |

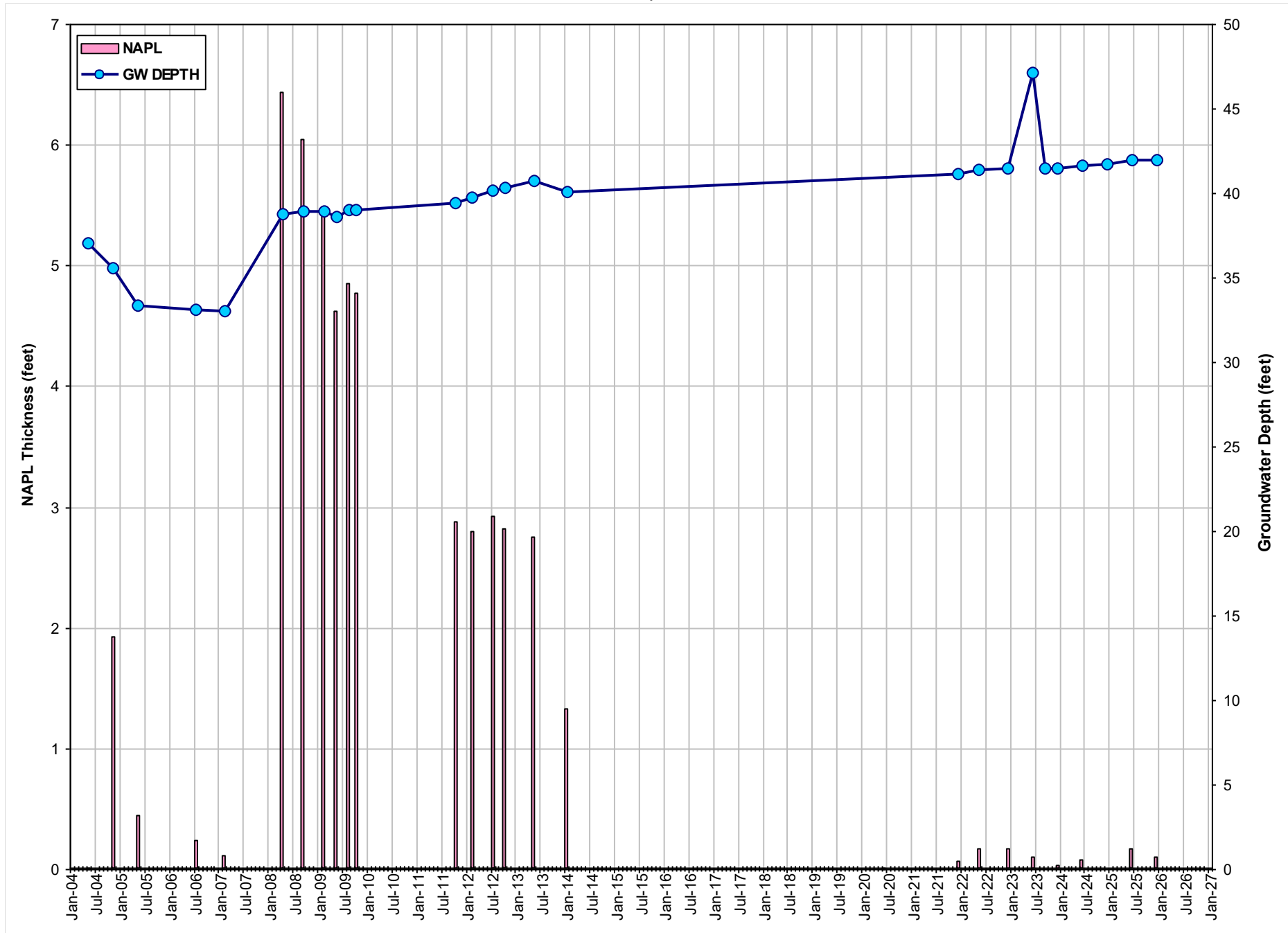
Stantec



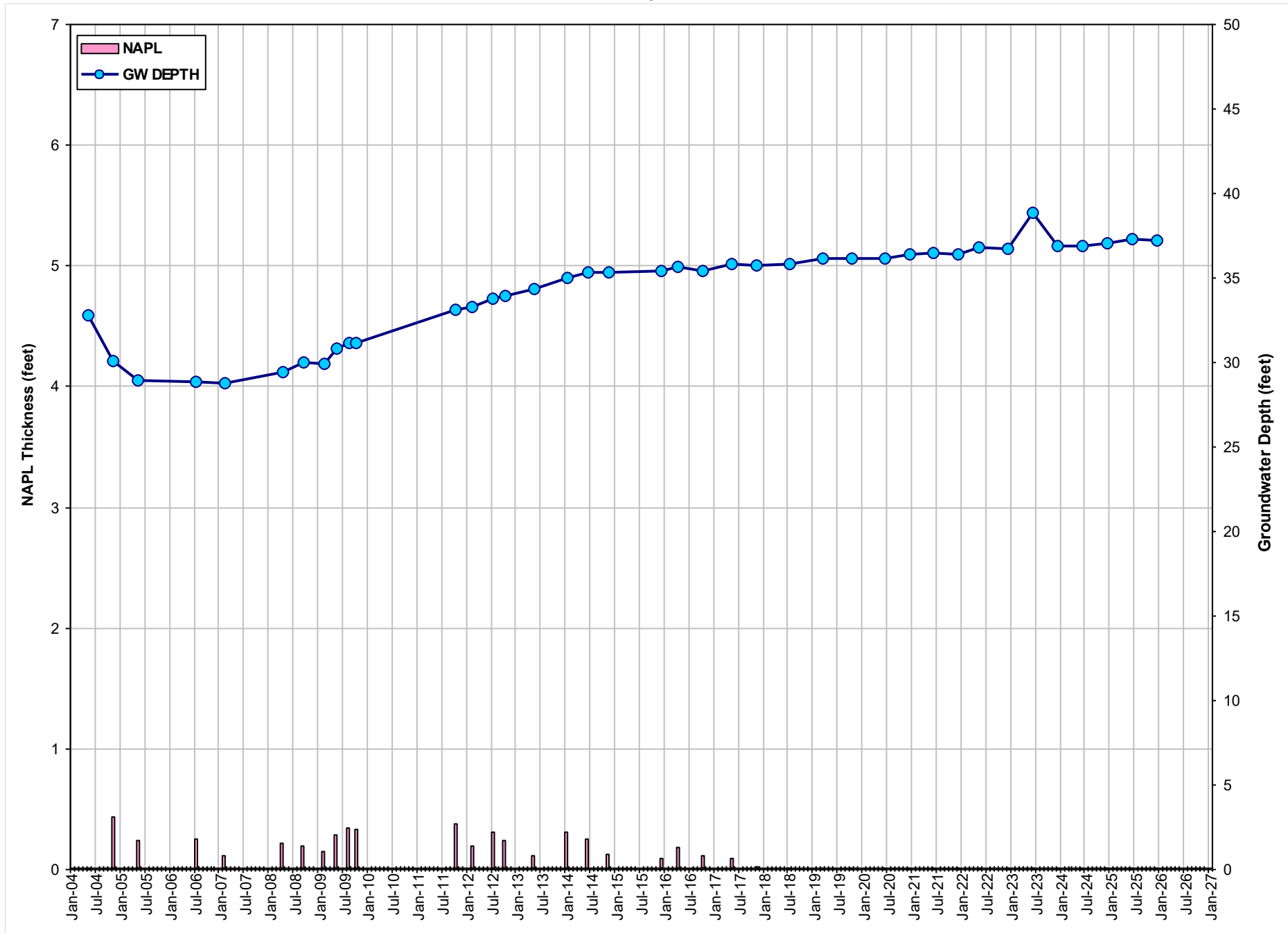
GRAPH 1
NAPL THICKNESS AND GROUNDWATER DEPTH VS. TIME - MW-1
Former ExxonMobil Gladiola Station
Lea County, New Mexico



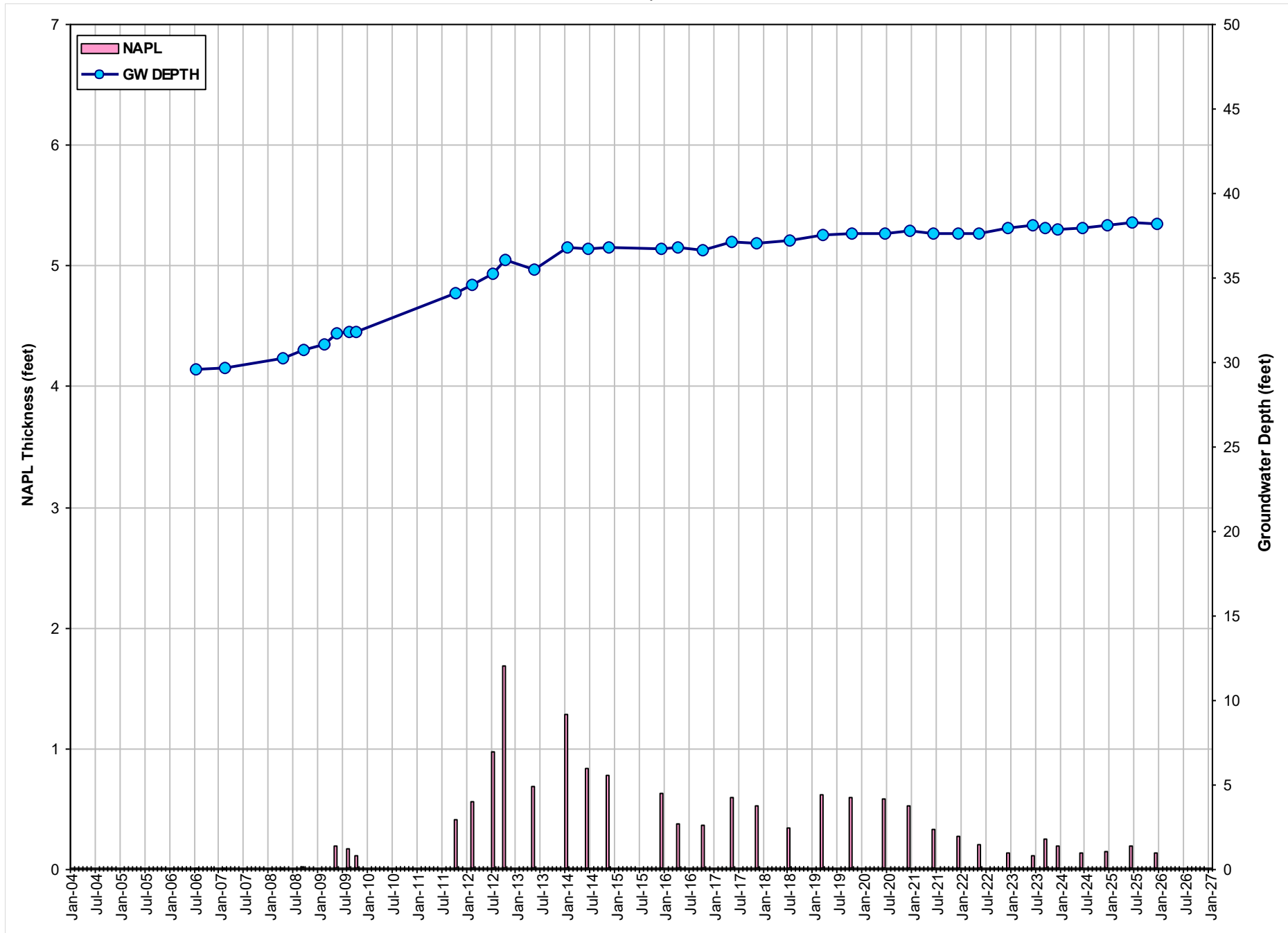
GRAPH 2
NAPL THICKNESS AND GROUNDWATER DEPTH VS. TIME - MW-2
Former ExxonMobil Gladiola Station
Lea County, New Mexico



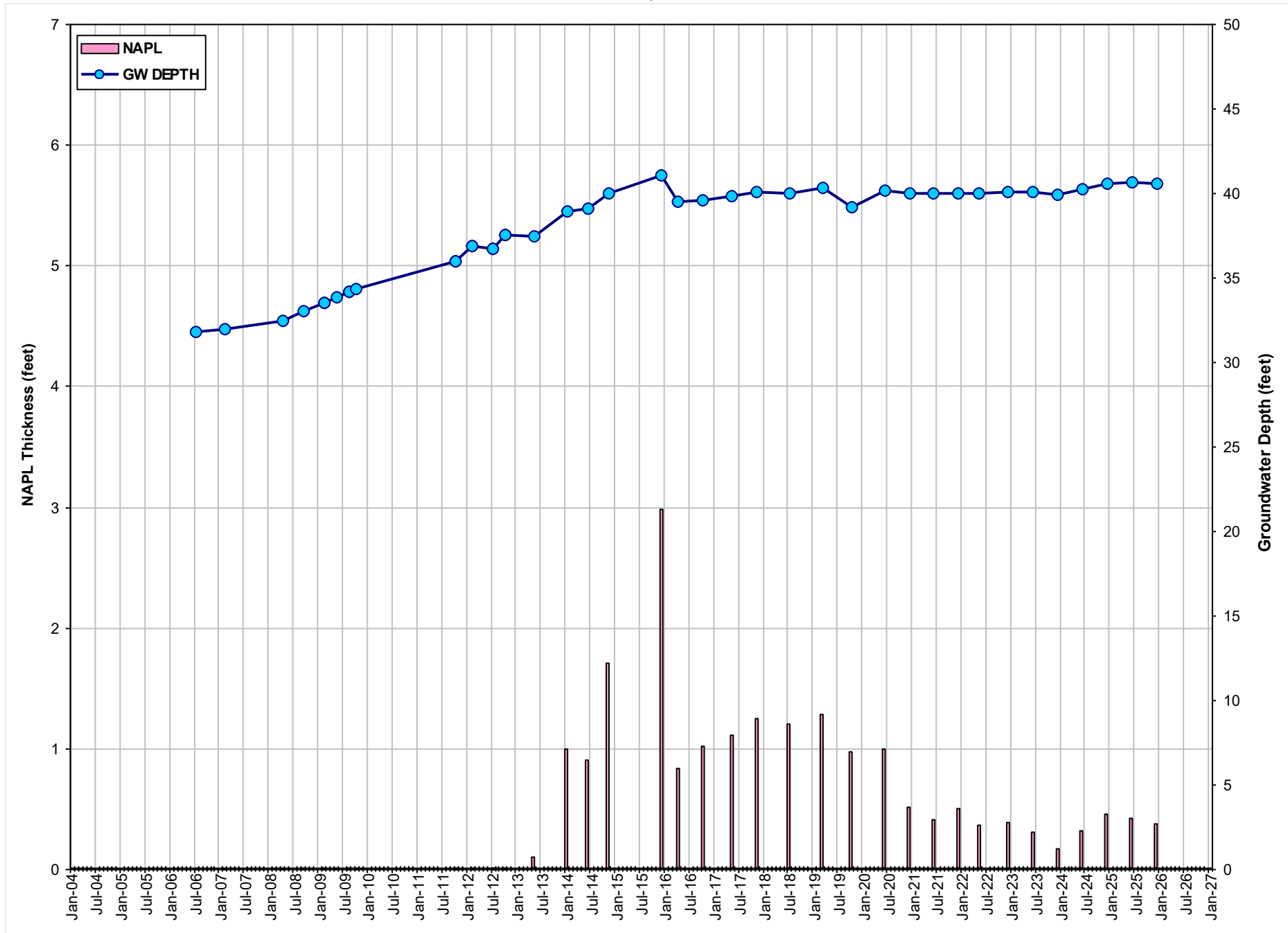
GRAPH 3
NAPL THICKNESS AND GROUNDWATER DEPTH VS. TIME - MW-3
Former ExxonMobil Gladiola Station
Lea County, New Mexico



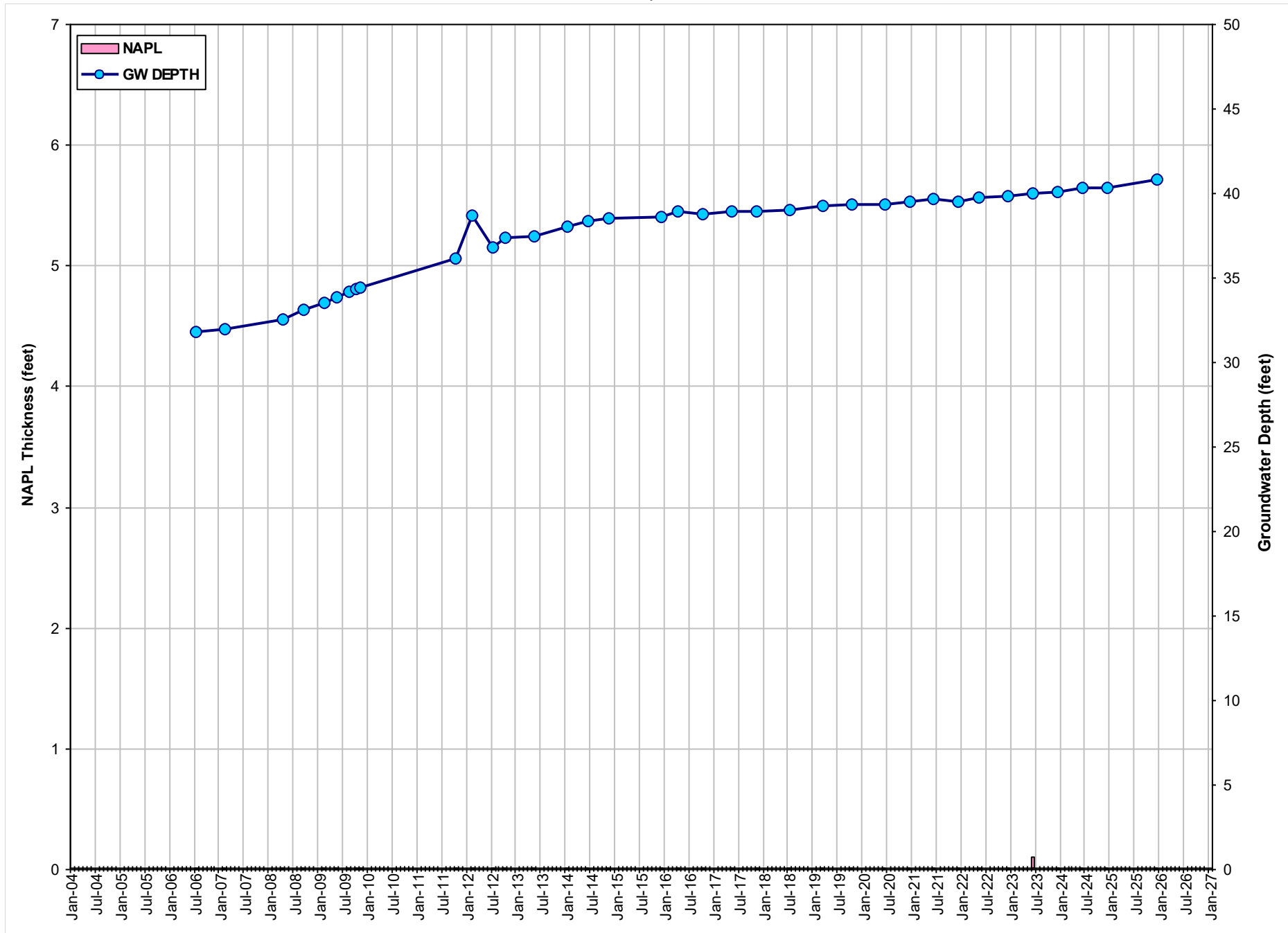
GRAPH 4
NAPL THICKNESS AND GROUNDWATER DEPTH VS. TIME - MW-4
Former ExxonMobil Gladiola Station
Lea County, New Mexico



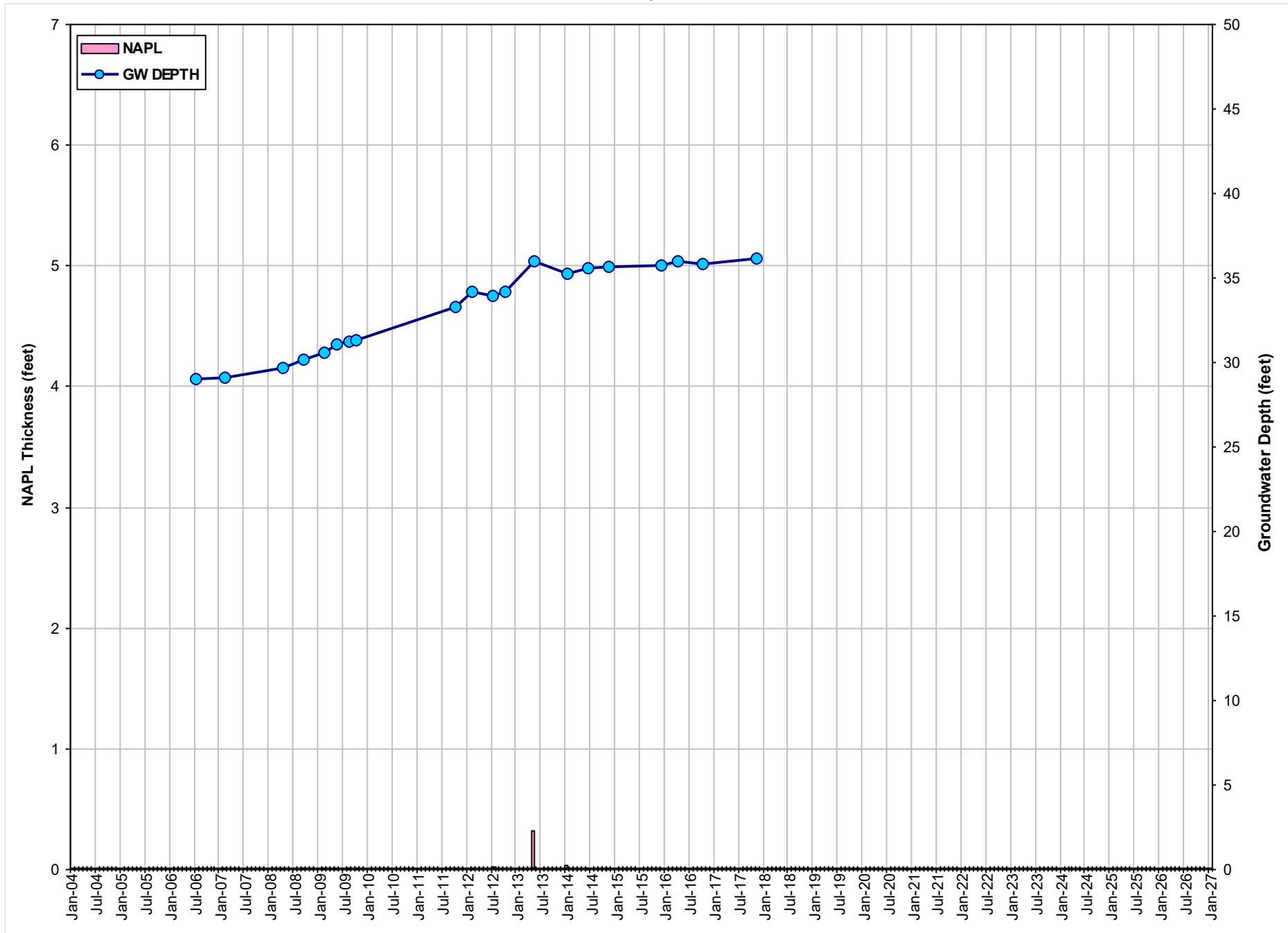
GRAPH 5
NAPL THICKNESS AND GROUNDWATER DEPTH VS. TIME - MW-5
Former ExxonMobil Gladiola Station
Lea County, New Mexico



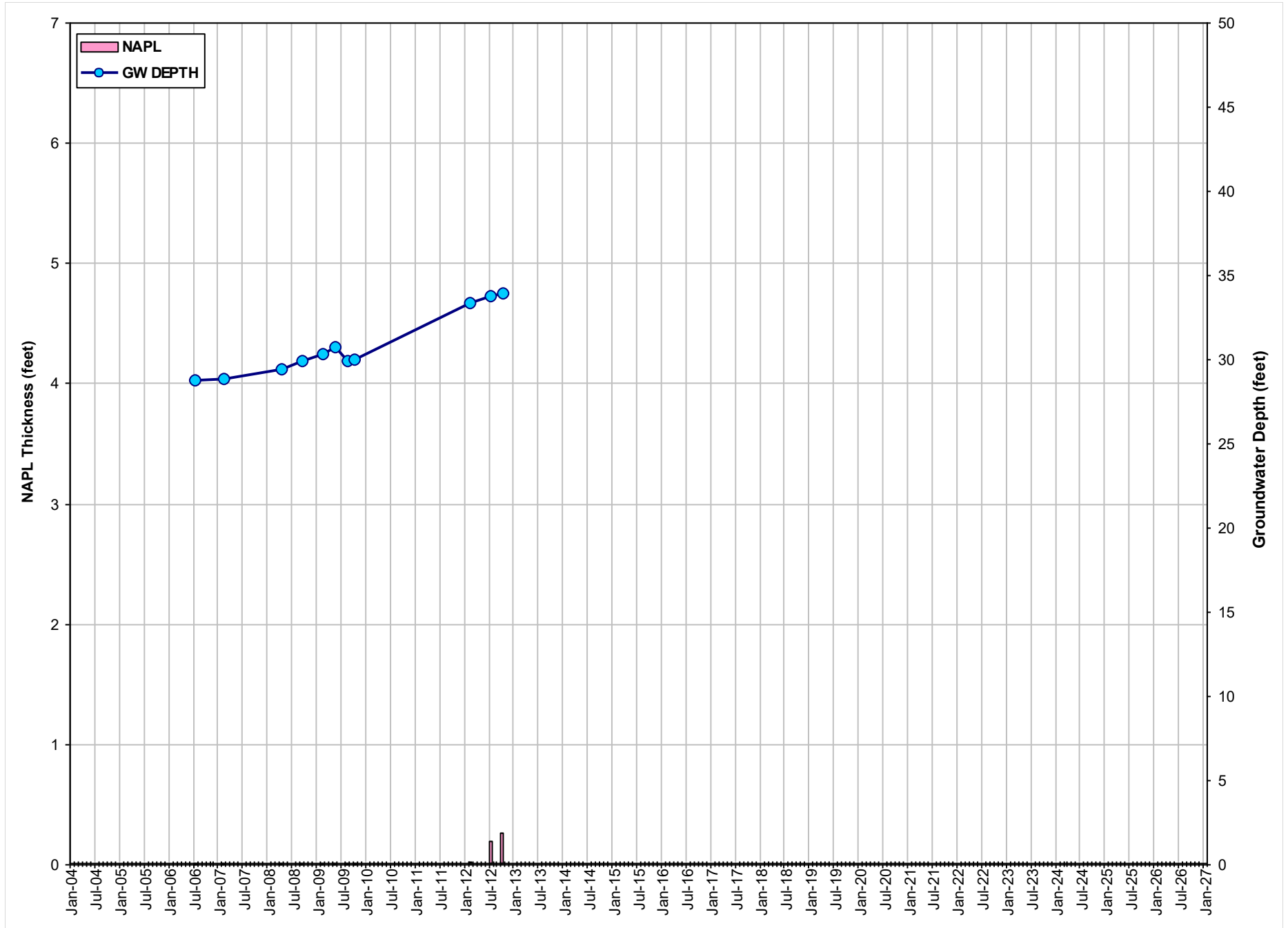
GRAPH 6
NAPL THICKNESS AND GROUNDWATER DEPTH VS. TIME - MW-6
Former ExxonMobil Gladiola Station
Lea County, New Mexico



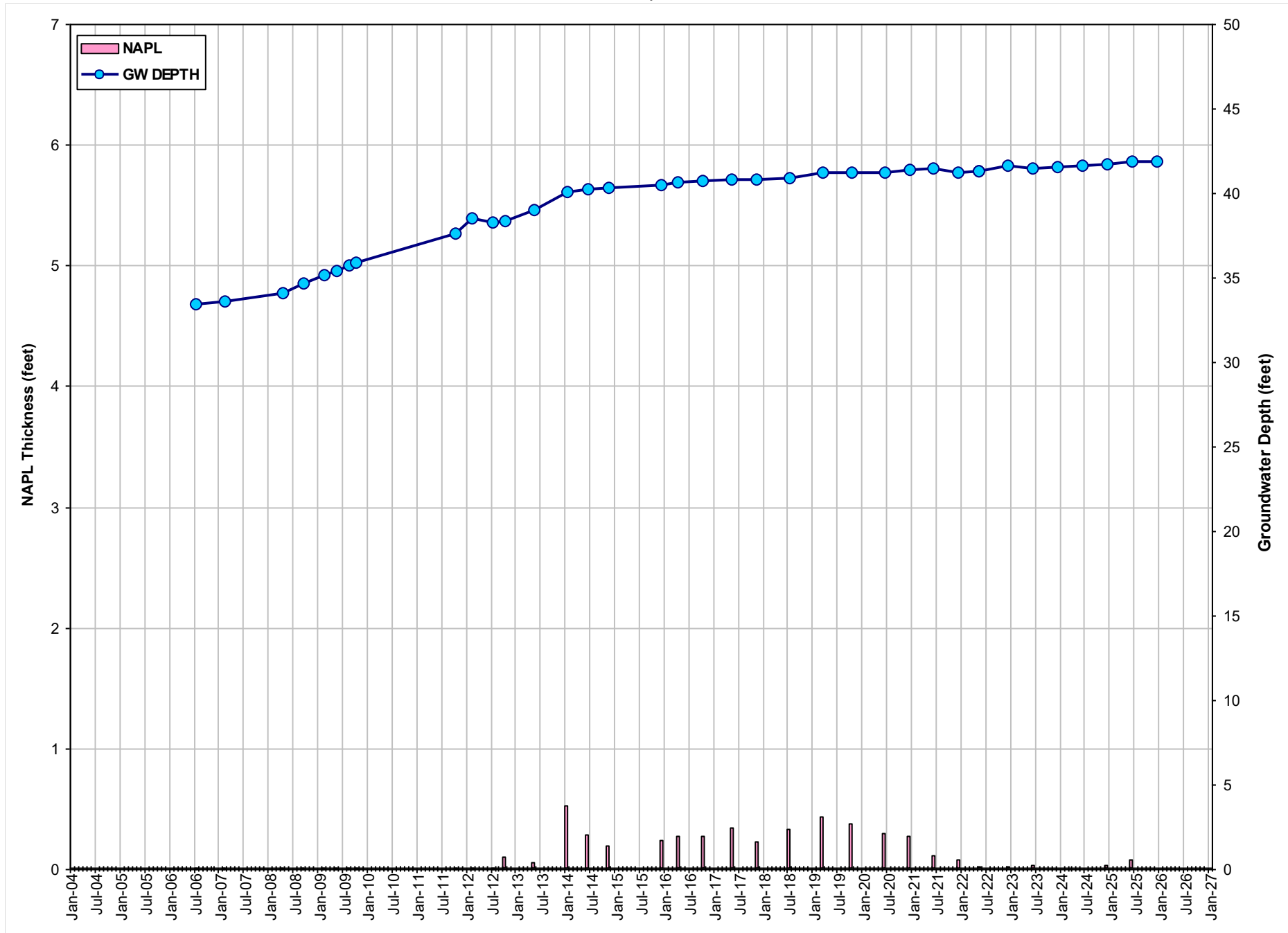
GRAPH 7
NAPL THICKNESS AND GROUNDWATER DEPTH VS. TIME - MW-7
Former ExxonMobil Gladiola Station
Lea County, New Mexico



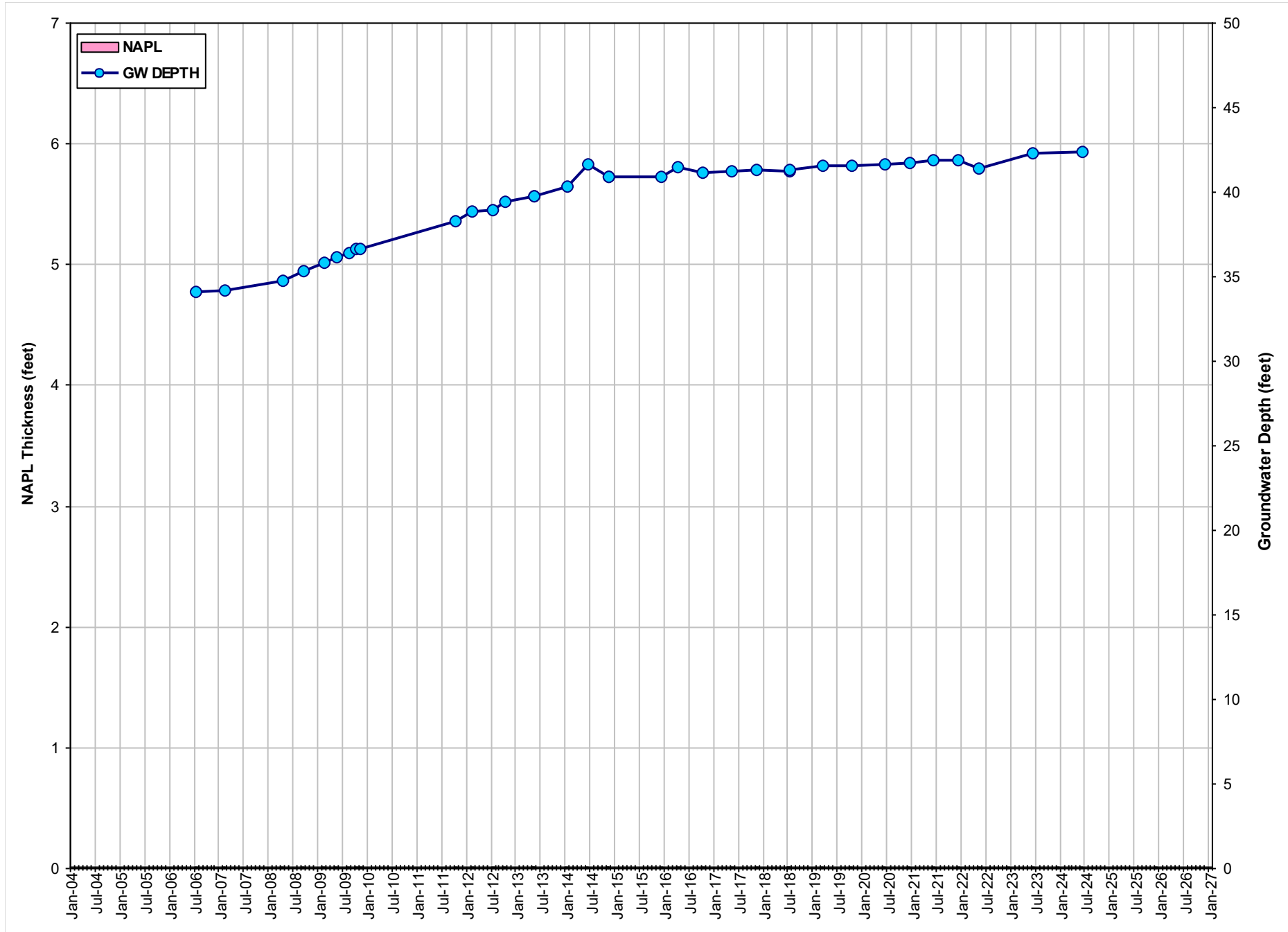
GRAPH 8
NAPL THICKNESS AND GROUNDWATER DEPTH VS. TIME - MW-8
Former ExxonMobil Gladiola Station
Lea County, New Mexico



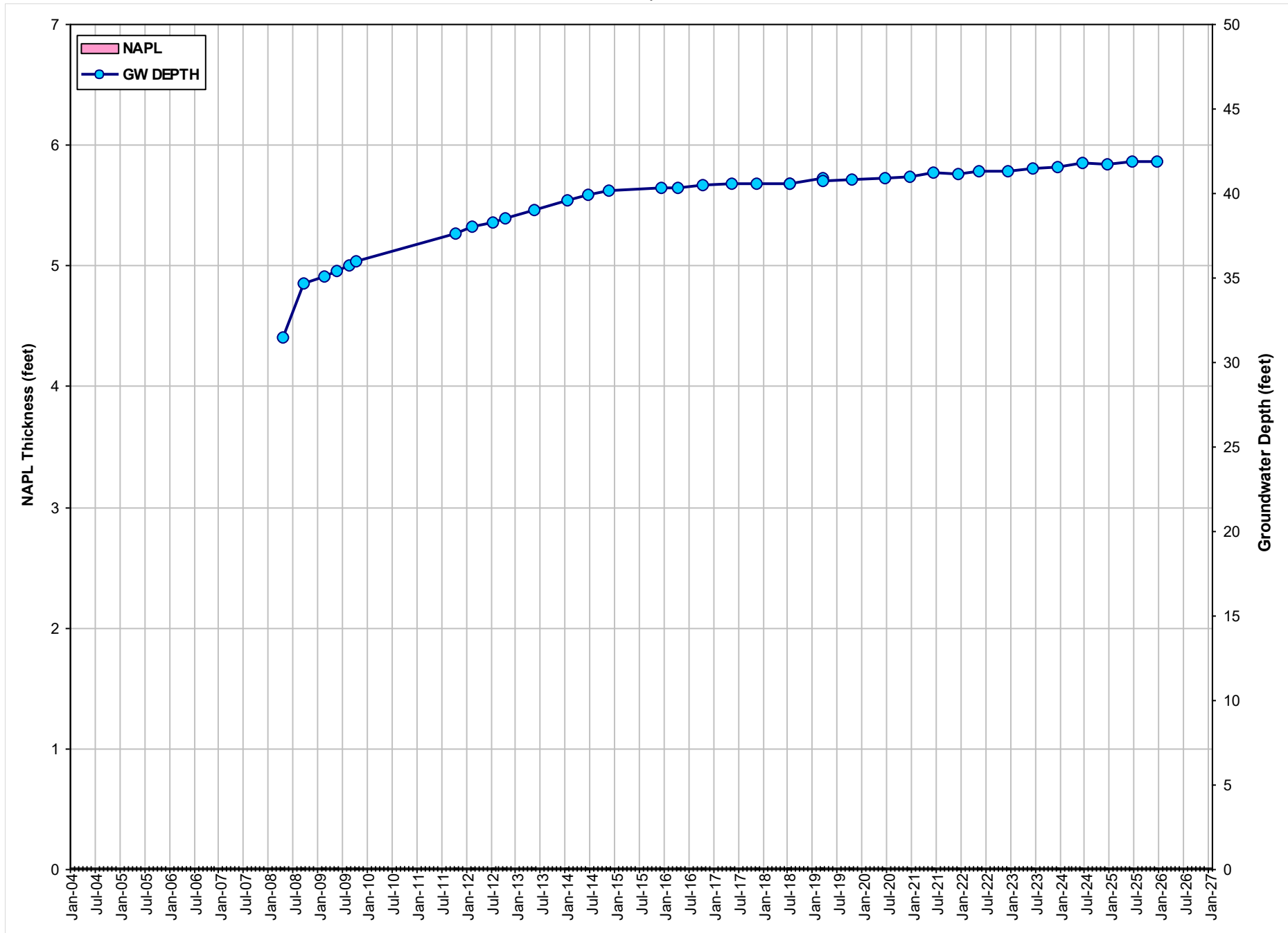
GRAPH 9
NAPL THICKNESS AND GROUNDWATER DEPTH VS. TIME - MW-9
Former ExxonMobil Gladiola Station
Lea County, New Mexico



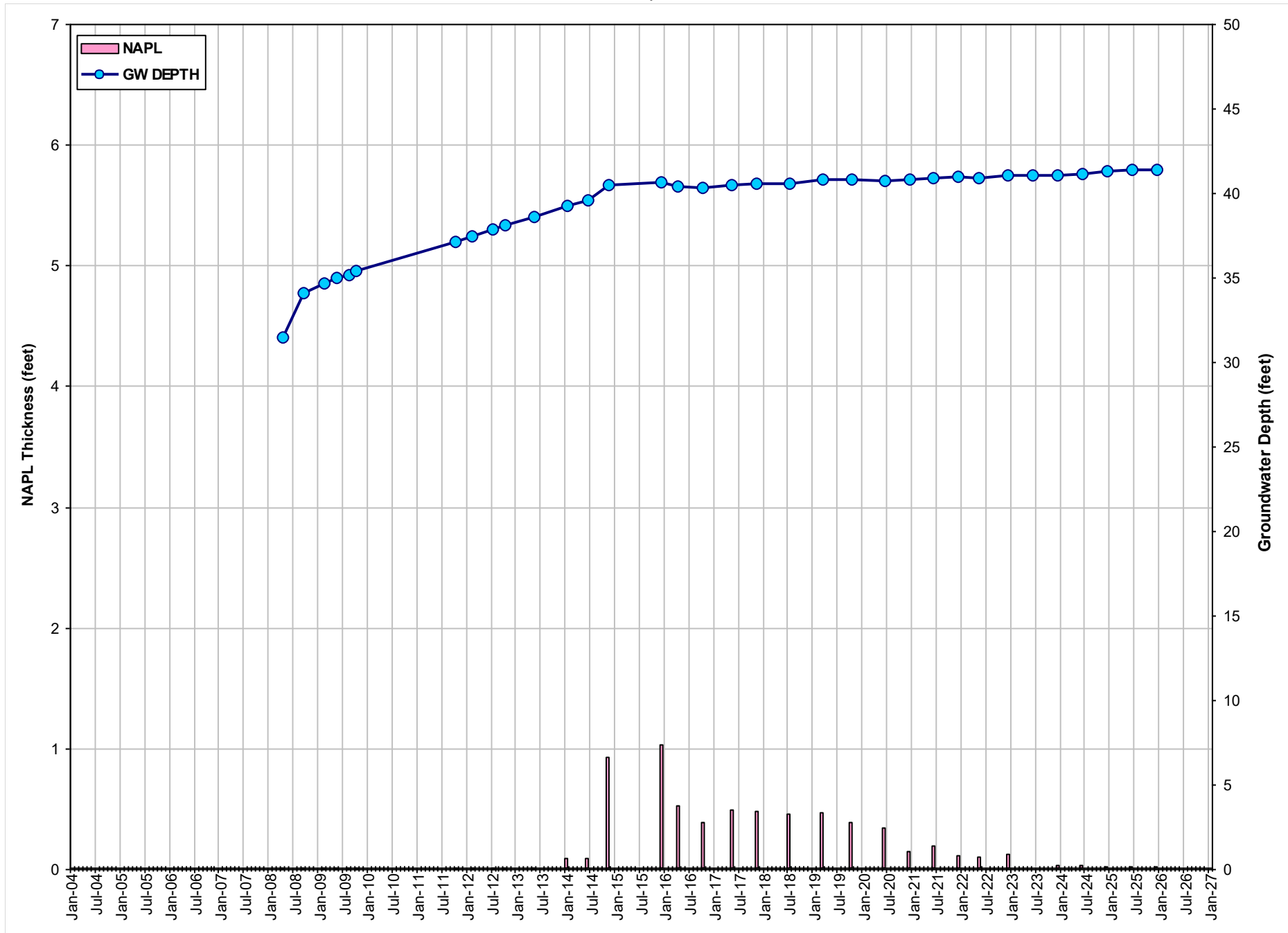
GRAPH 10
NAPL THICKNESS AND GROUNDWATER DEPTH VS. TIME - MW-10
Former ExxonMobil Gladiola Station
Lea County, New Mexico



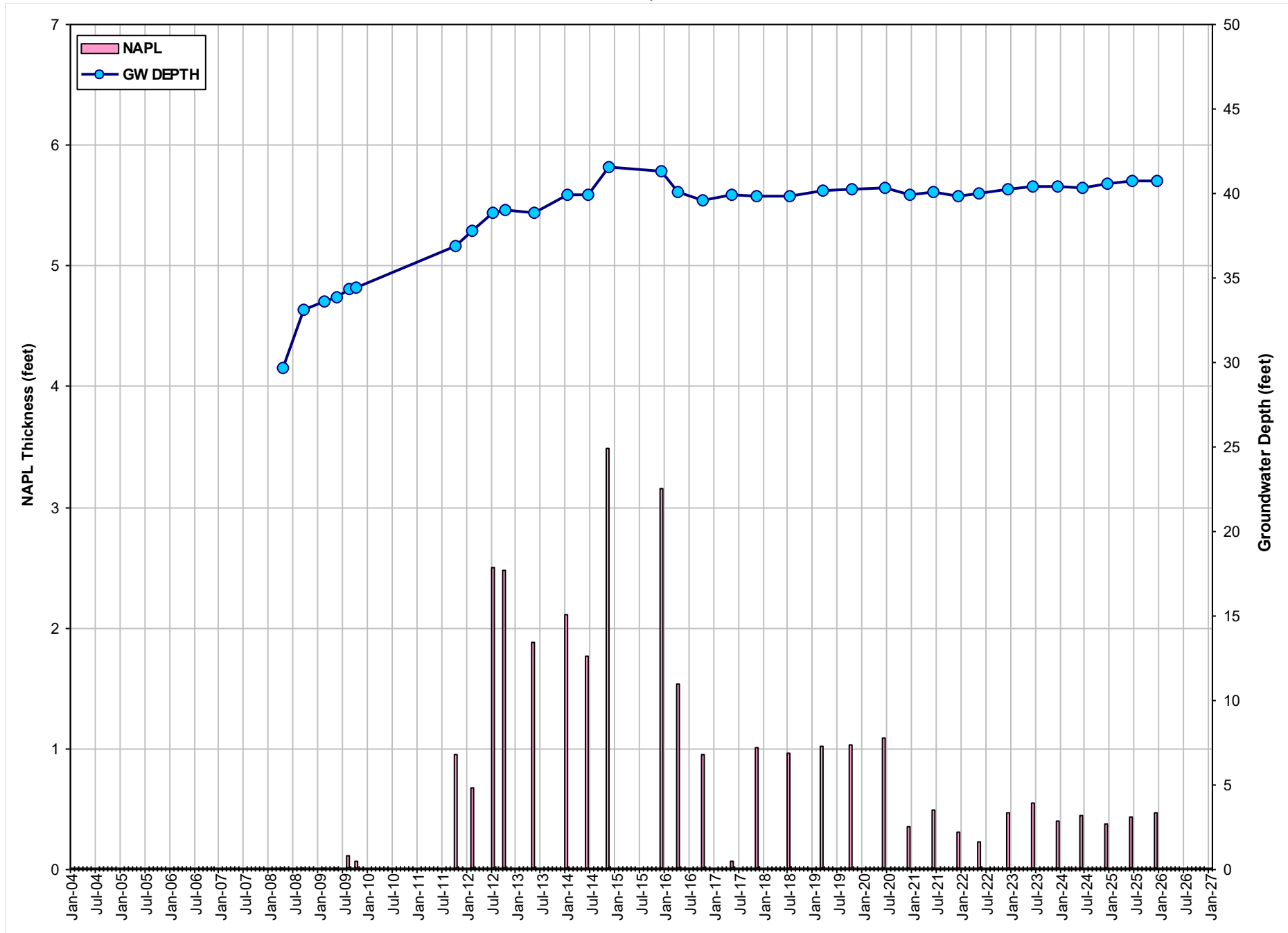
GRAPH 11
NAPL THICKNESS AND GROUNDWATER DEPTH VS. TIME - MW-11
Former ExxonMobil Gladiola Station
Lea County, New Mexico



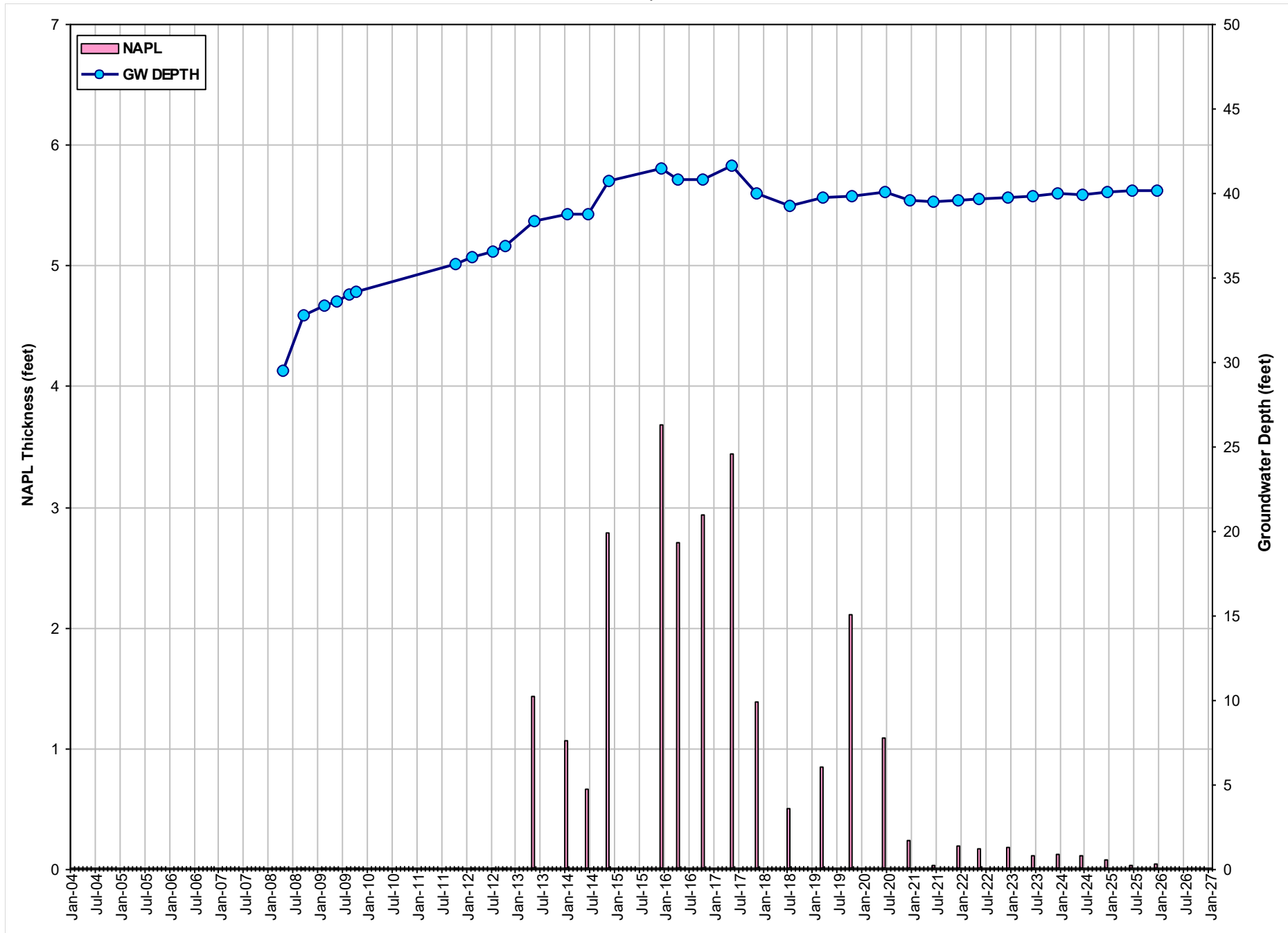
GRAPH 12
NAPL THICKNESS AND GROUNDWATER DEPTH VS. TIME - MW-12
Former ExxonMobil Gladiola Station
Lea County, New Mexico



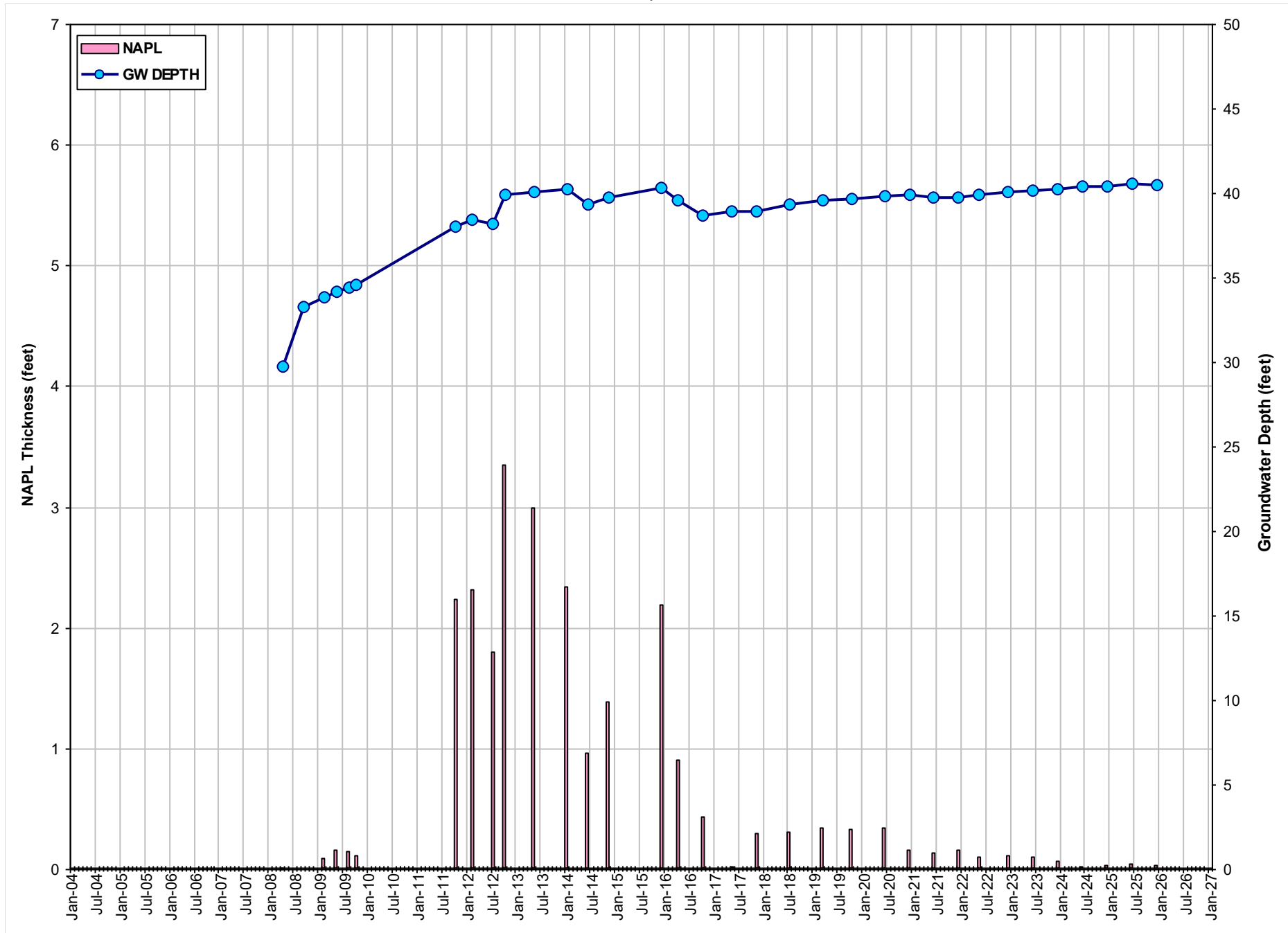
GRAPH 13
NAPL THICKNESS AND GROUNDWATER DEPTH VS. TIME - MW-13
Former ExxonMobil Gladiola Station
Lea County, New Mexico



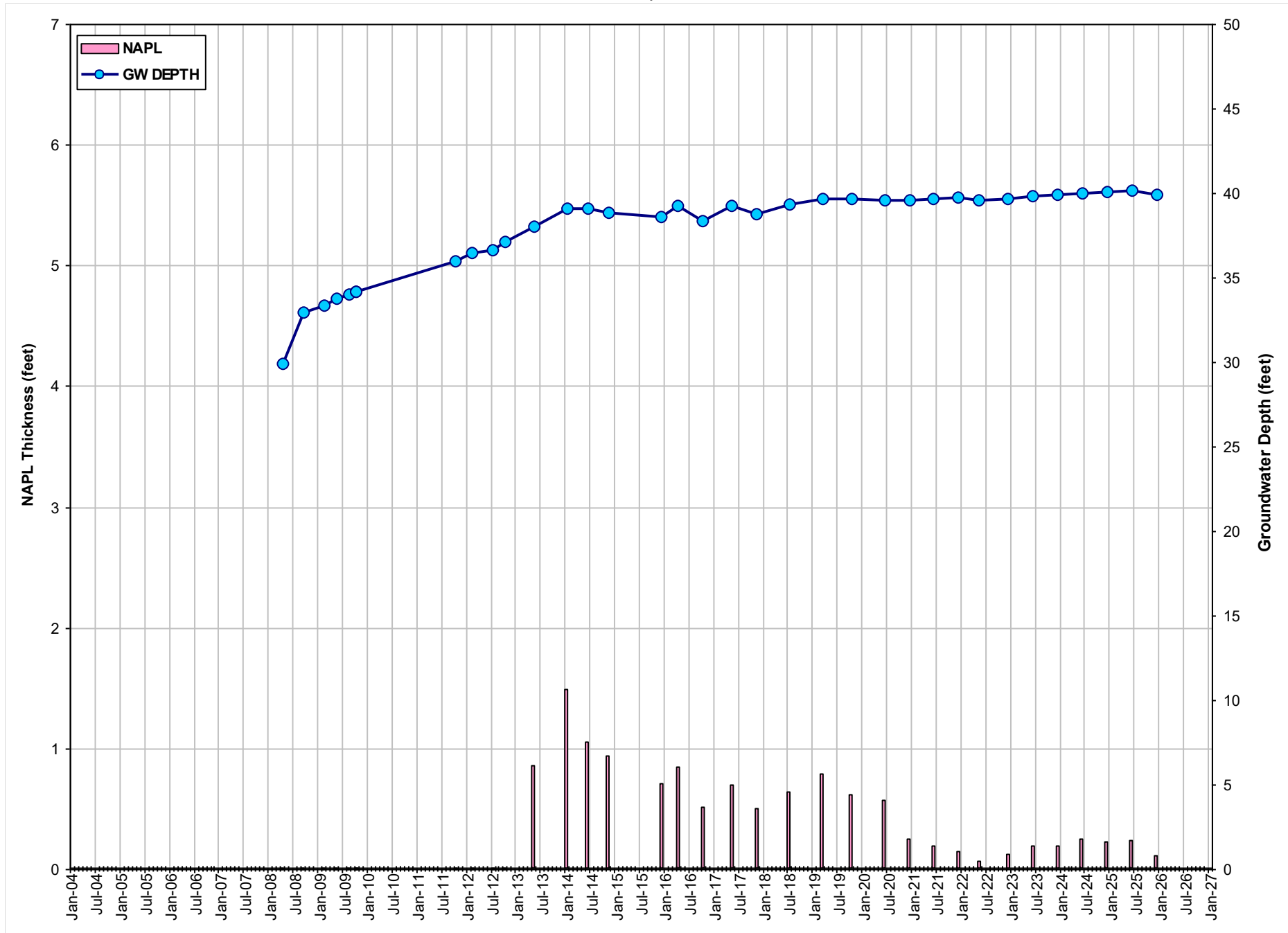
GRAPH 14
NAPL THICKNESS AND GROUNDWATER DEPTH VS. TIME - MW-14
Former ExxonMobil Gladiola Station
Lea County, New Mexico



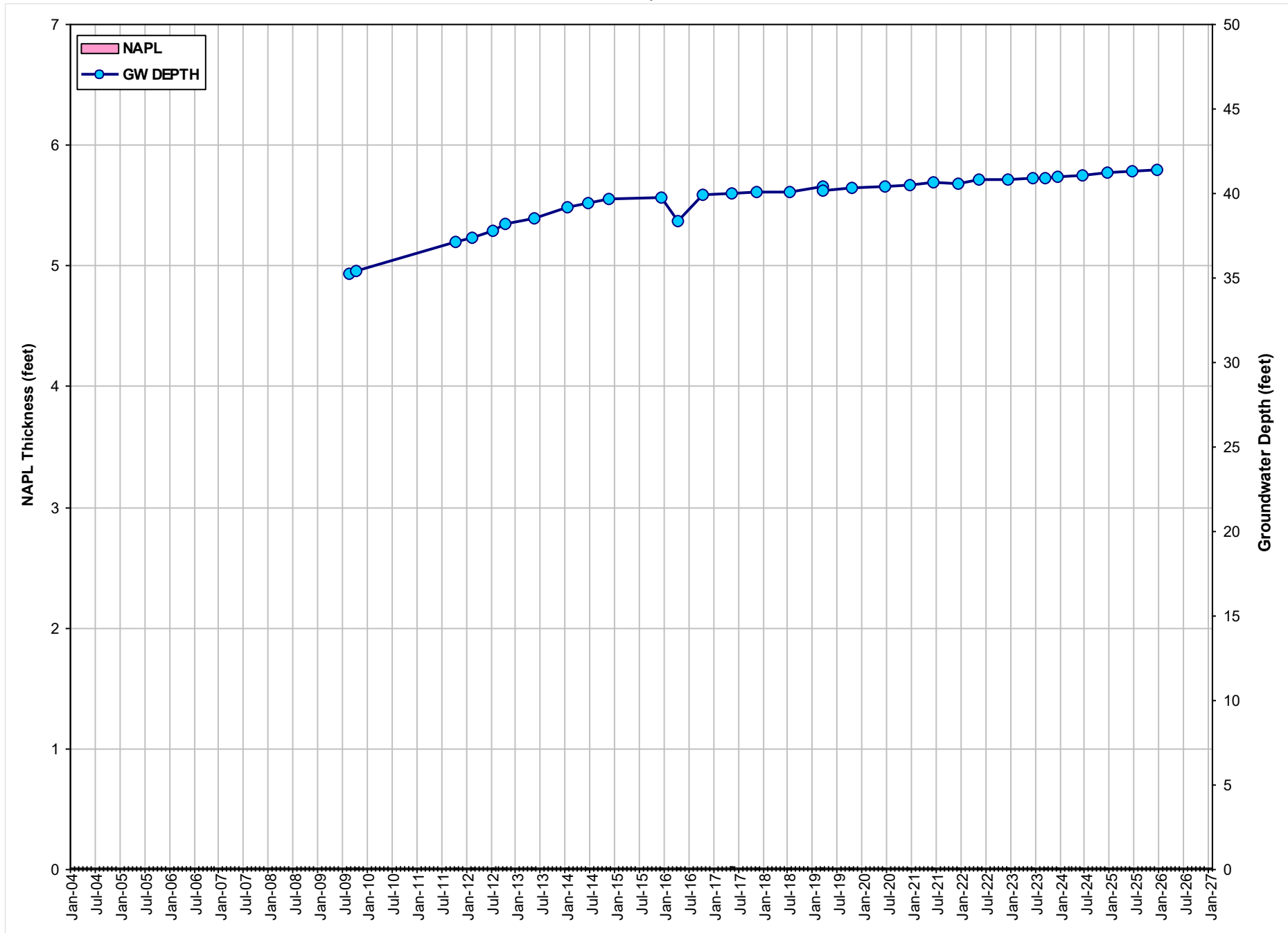
GRAPH 15
NAPL THICKNESS AND GROUNDWATER DEPTH VS. TIME - MW-15
Former ExxonMobil Gladiola Station
Lea County, New Mexico



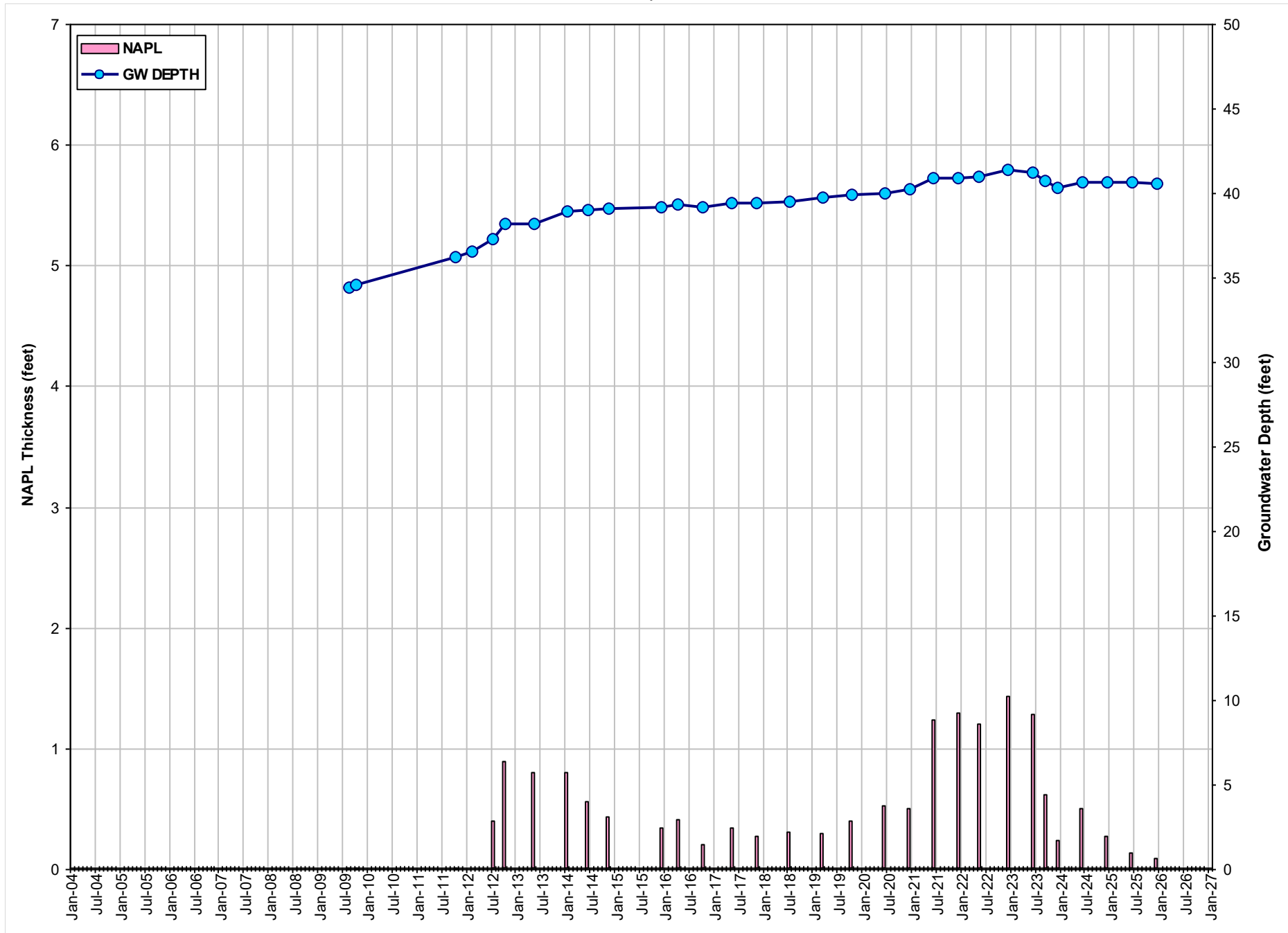
GRAPH 16
NAPL THICKNESS AND GROUNDWATER DEPTH VS. TIME - MW-16
Former ExxonMobil Gladiola Station
Lea County, New Mexico



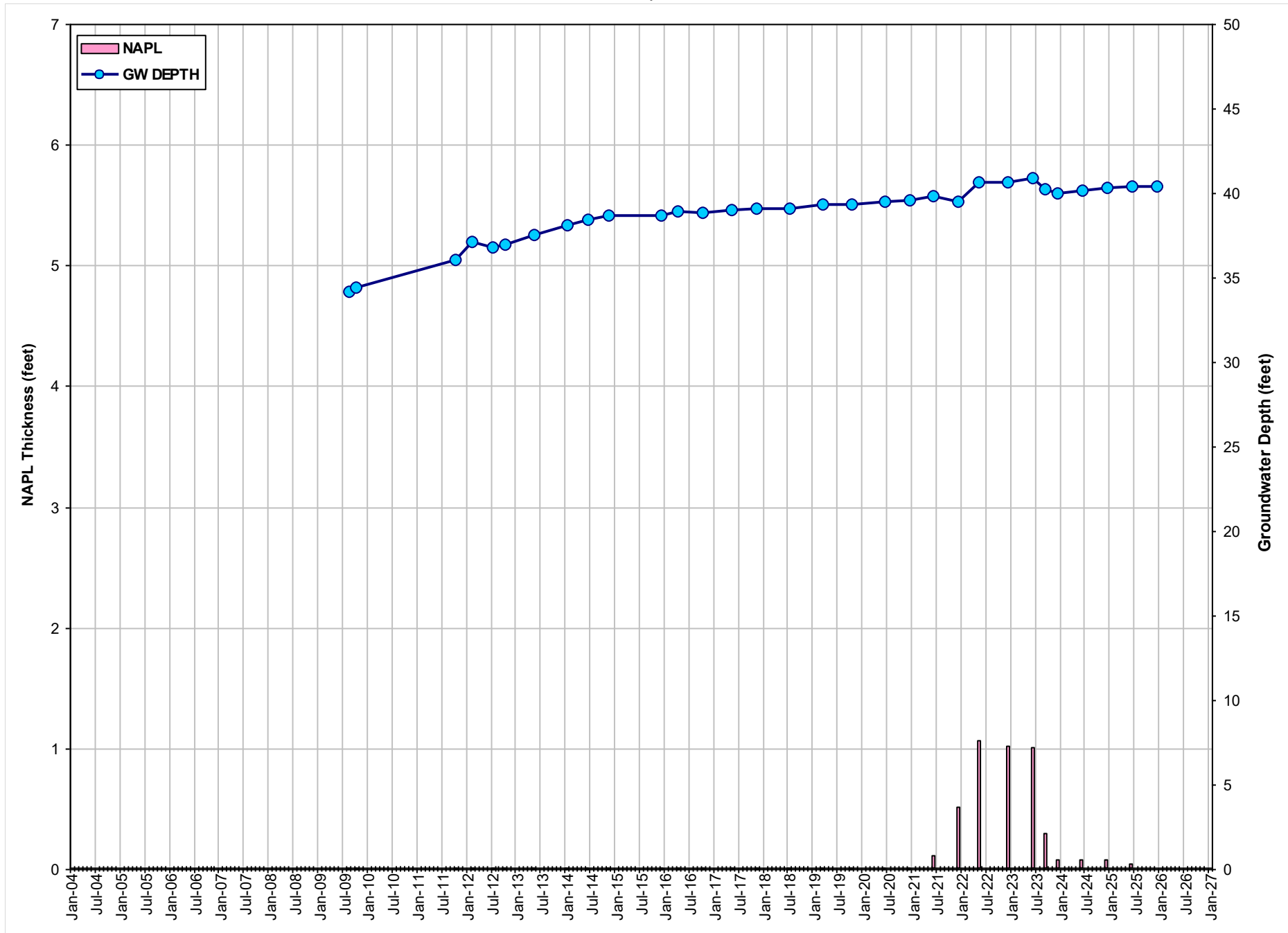
GRAPH 17
NAPL THICKNESS AND GROUNDWATER DEPTH VS. TIME - MW-17
Former ExxonMobil Gladiola Station
Lea County, New Mexico



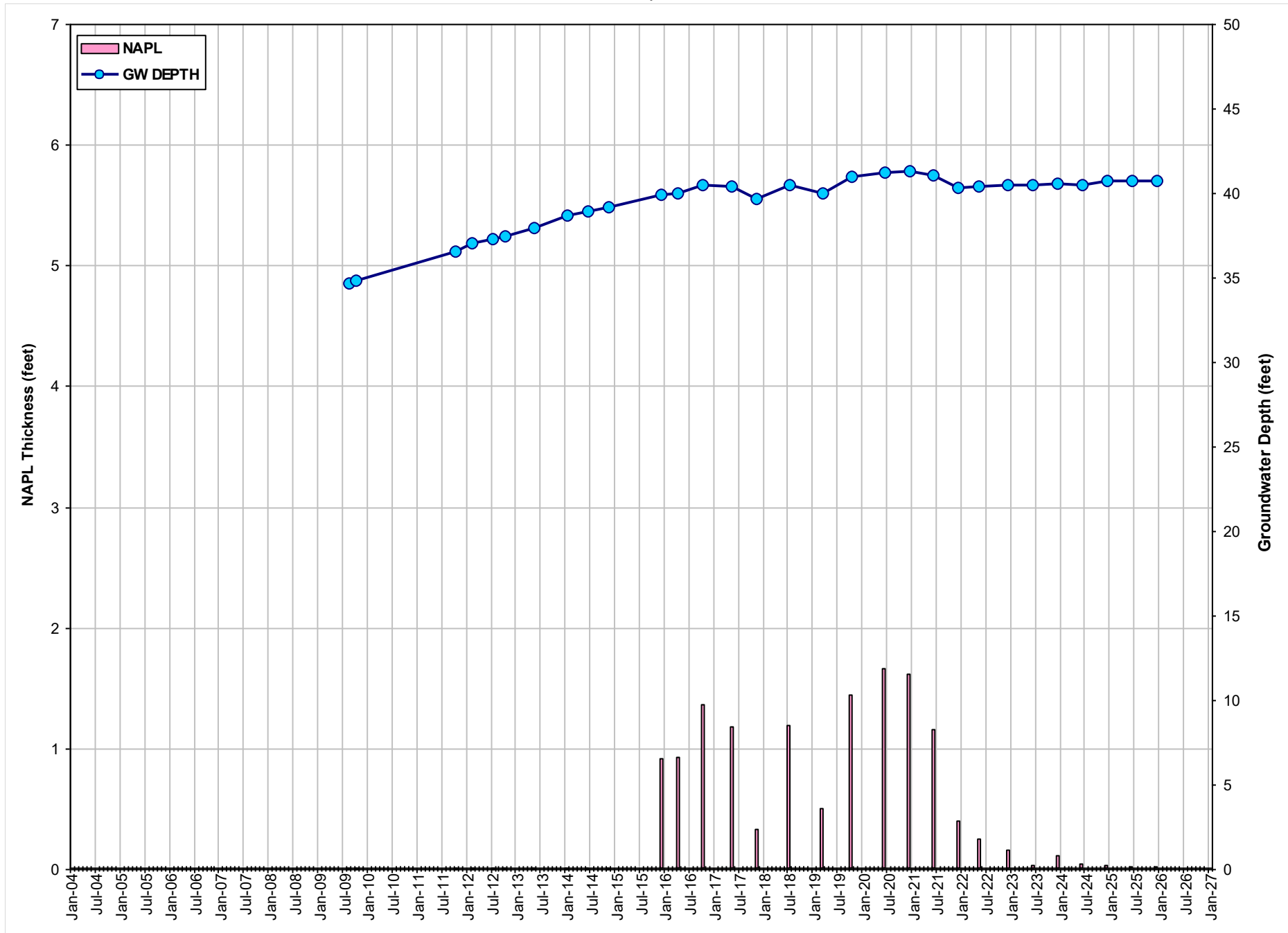
GRAPH 18
NAPL THICKNESS AND GROUNDWATER DEPTH VS. TIME - MW-18
Former ExxonMobil Gladiola Station
Lea County, New Mexico



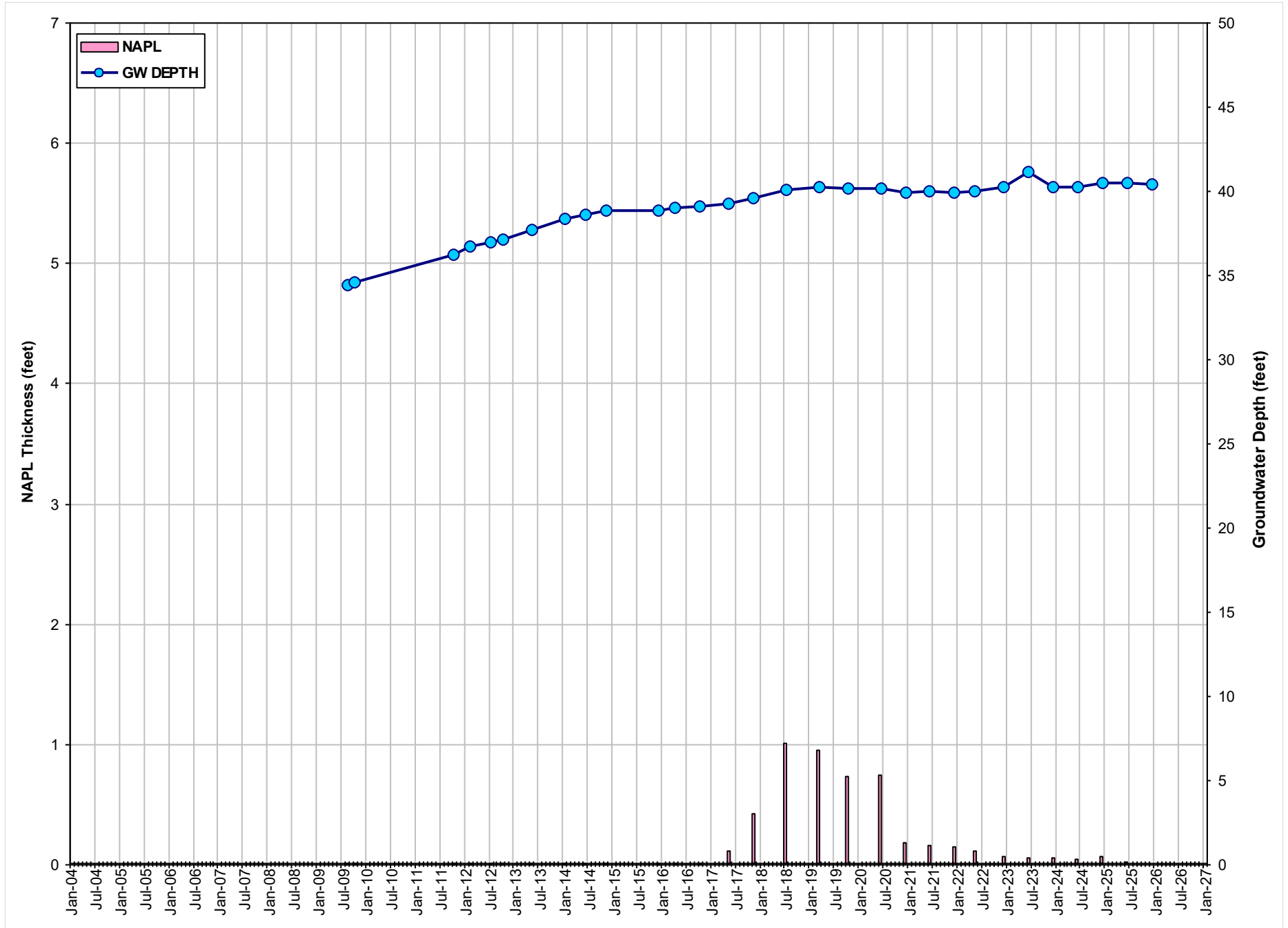
GRAPH 19
NAPL THICKNESS AND GROUNDWATER DEPTH VS. TIME - MW-19
Former ExxonMobil Gladiola Station
Lea County, New Mexico



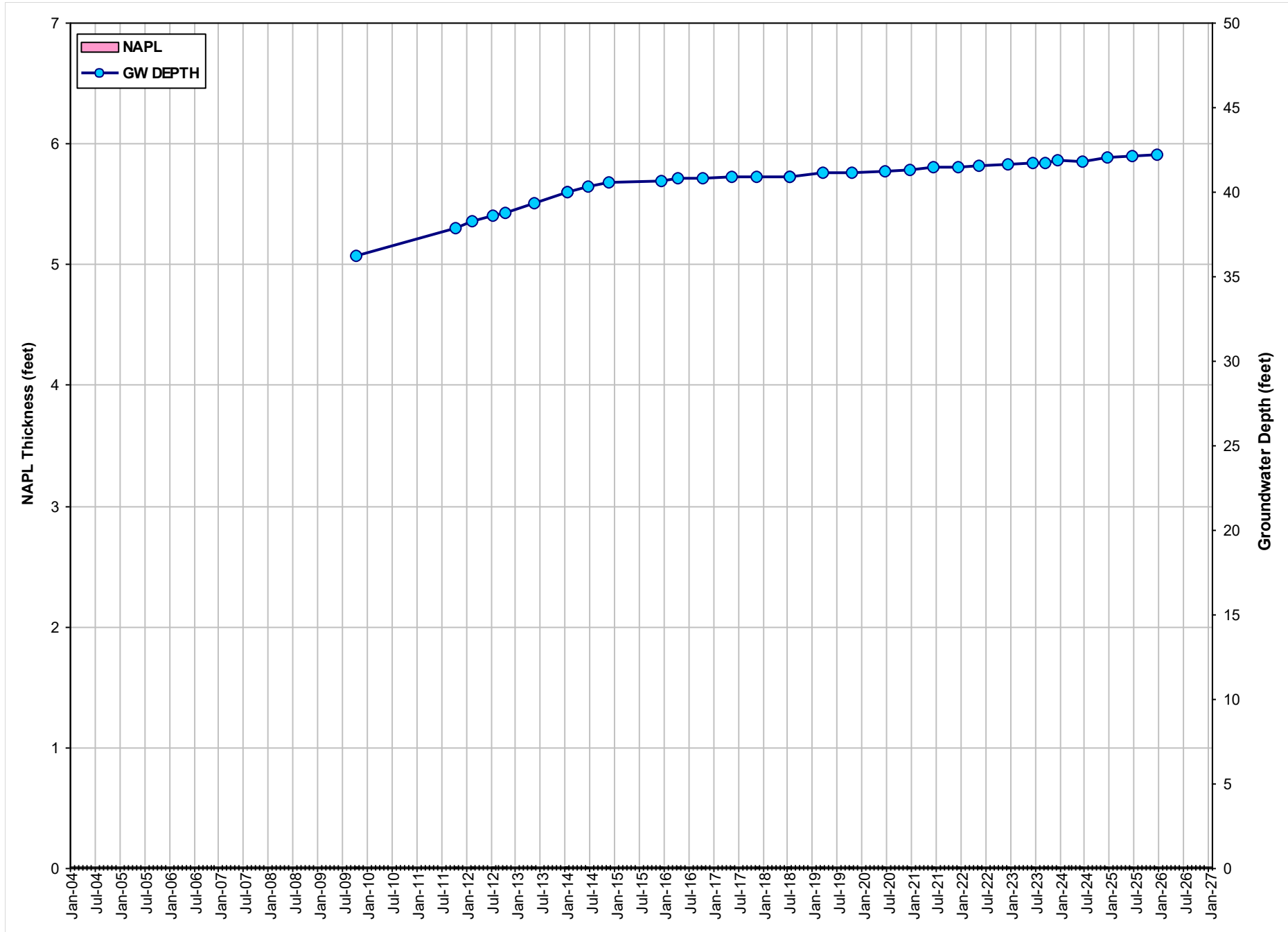
GRAPH 20
NAPL THICKNESS AND GROUNDWATER DEPTH VS. TIME - MW-20
Former ExxonMobil Gladiola Station
Lea County, New Mexico



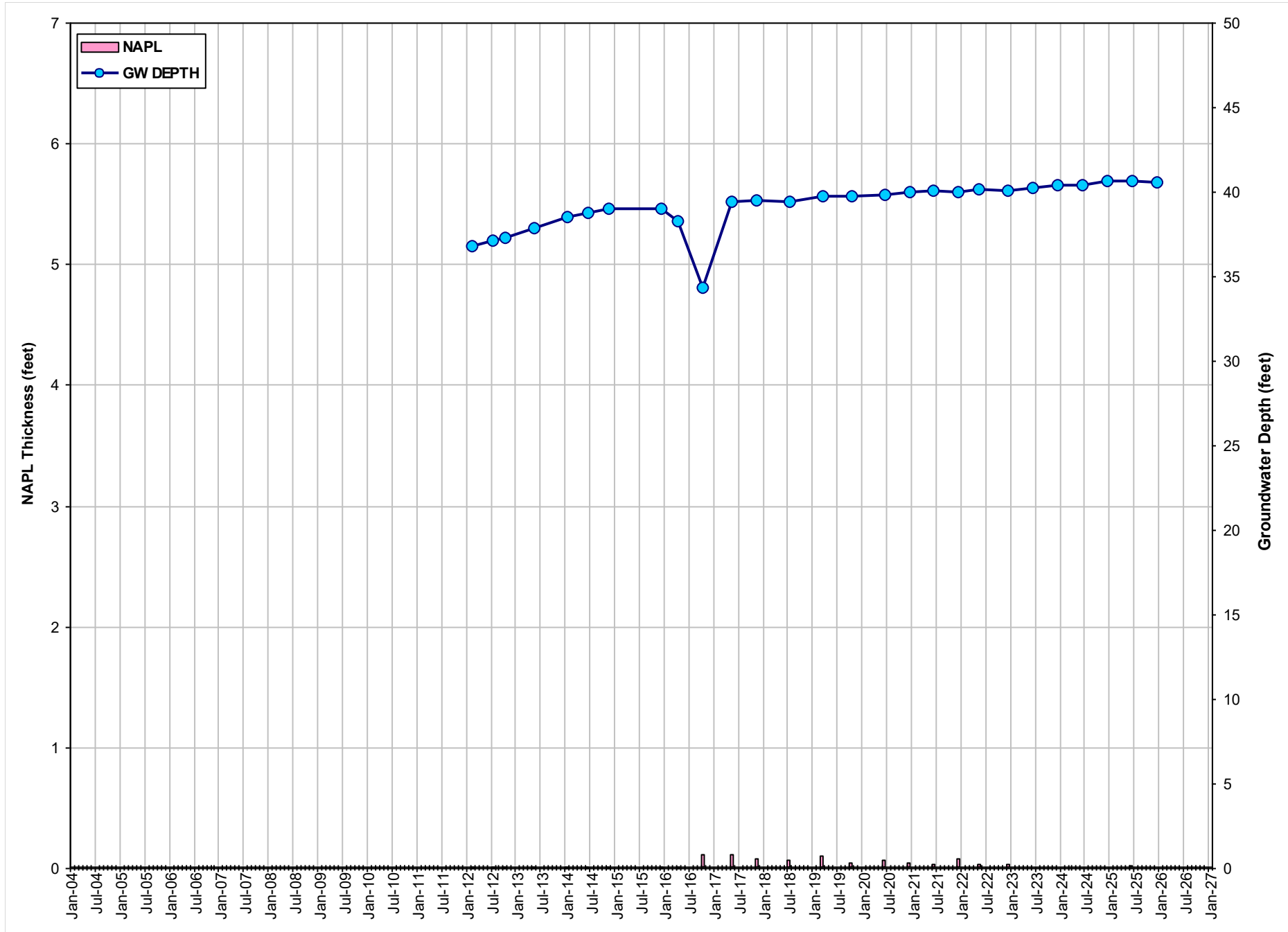
GRAPH 21
NAPL THICKNESS AND GROUNDWATER DEPTH VS. TIME - MW-21
Former ExxonMobil Gladiola Station
Lea County, New Mexico



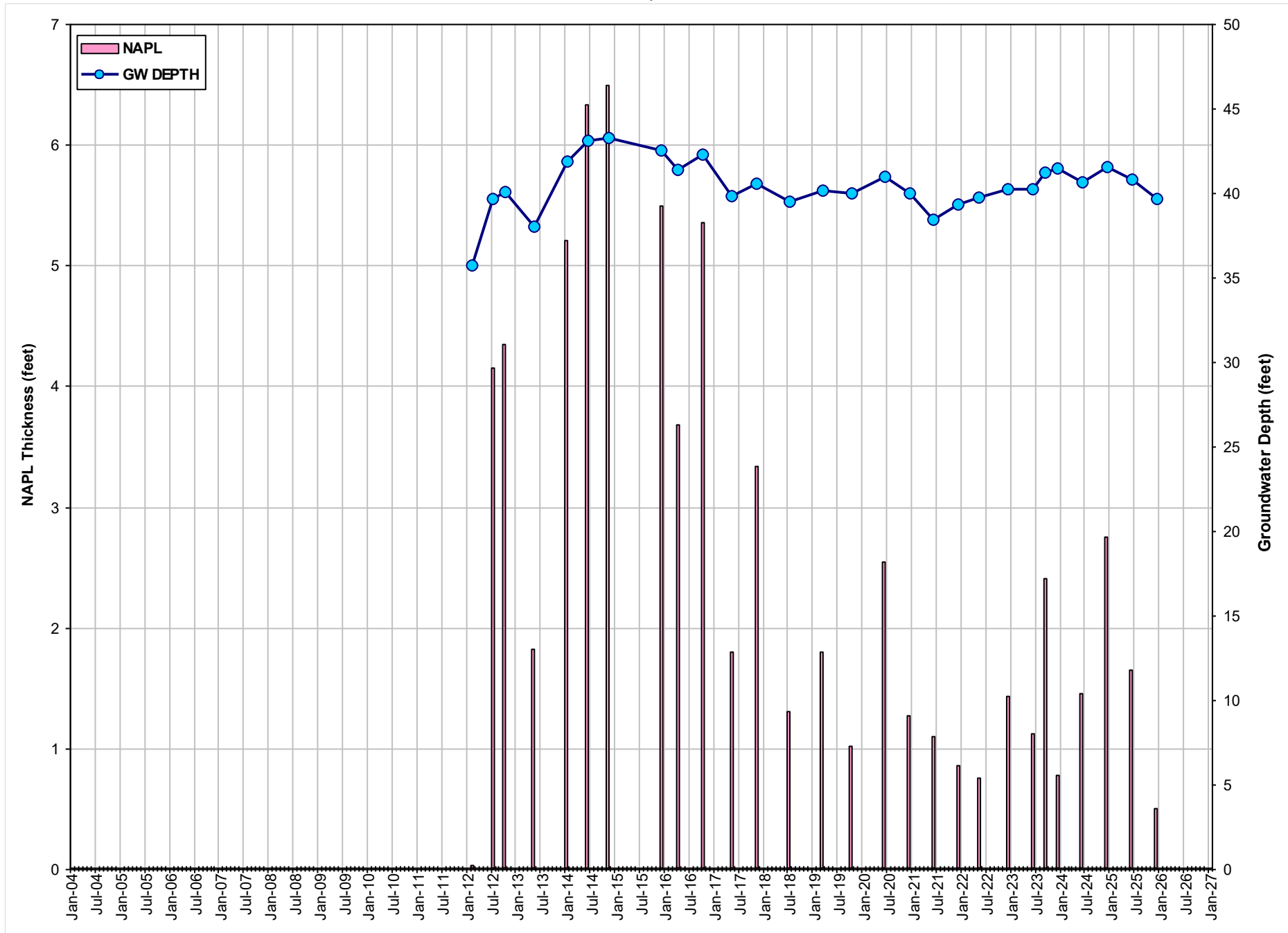
GRAPH 22
NAPL THICKNESS AND GROUNDWATER DEPTH VS. TIME - MW-22
Former ExxonMobil Gladiola Station
Lea County, New Mexico



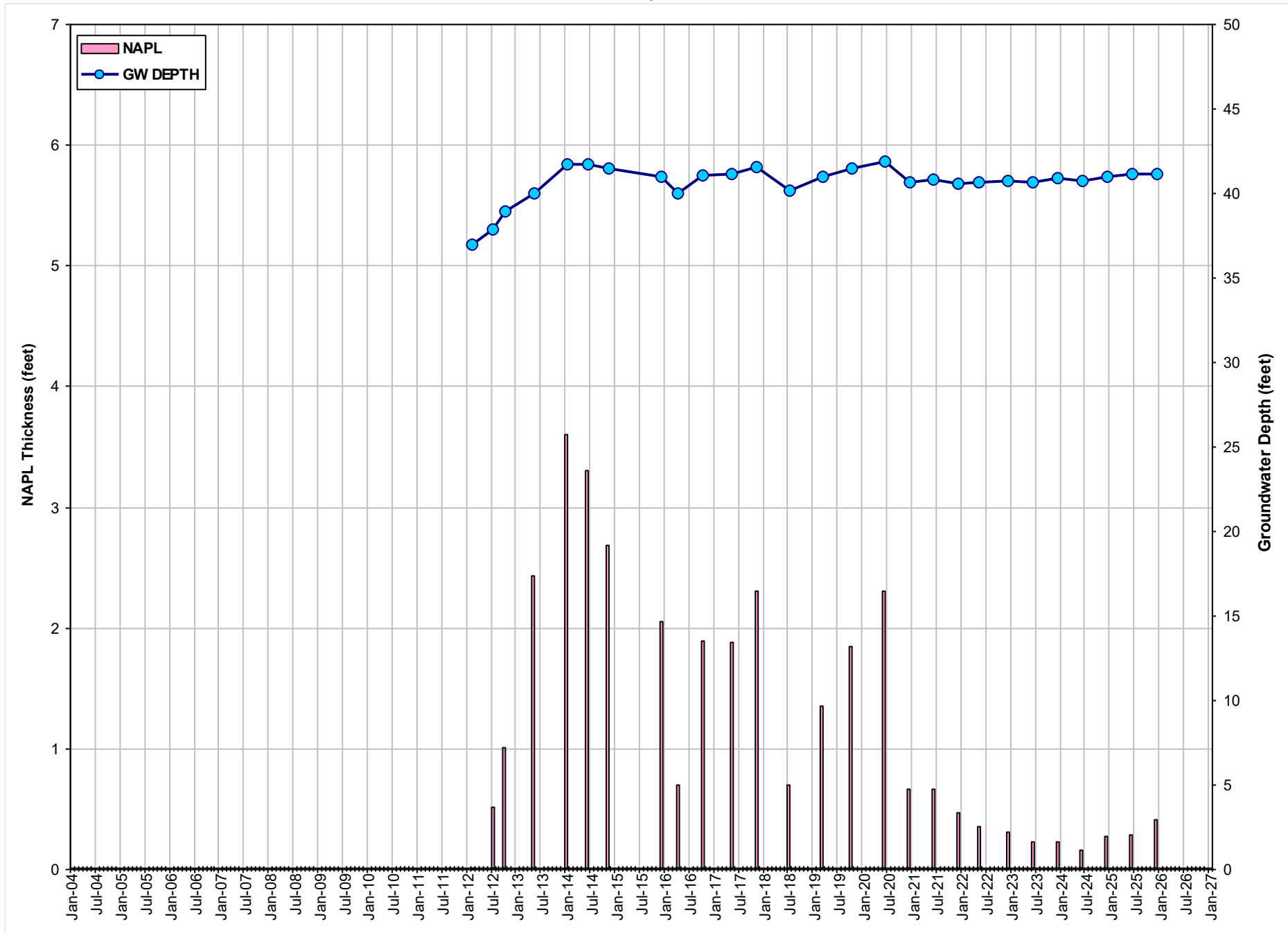
GRAPH 23
NAPL THICKNESS AND GROUNDWATER DEPTH VS. TIME - MW-23
Former ExxonMobil Gladiola Station
Lea County, New Mexico



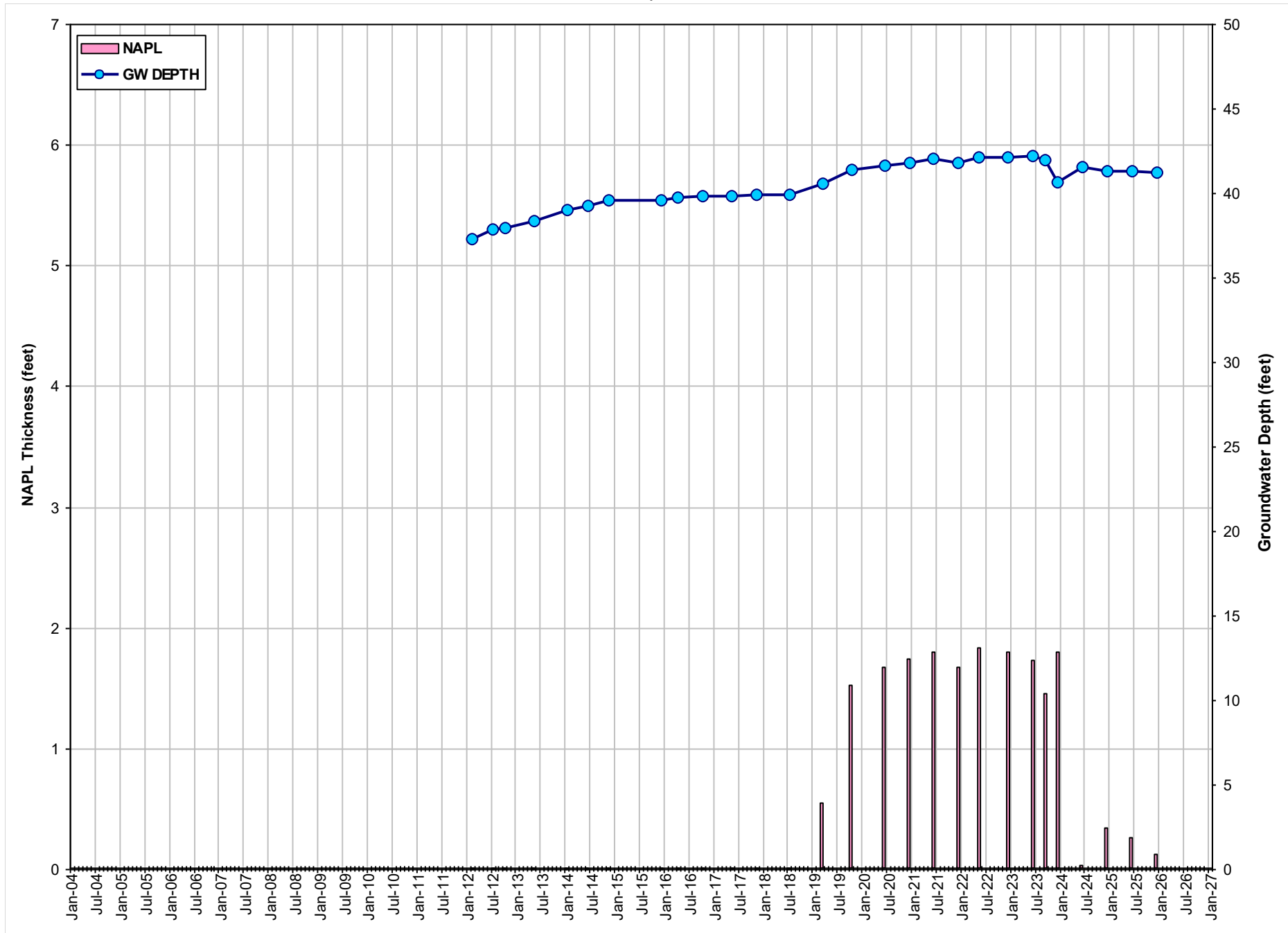
GRAPH 24
NAPL THICKNESS AND GROUNDWATER DEPTH VS. TIME - MW-24
Former ExxonMobil Gladiola Station
Lea County, New Mexico



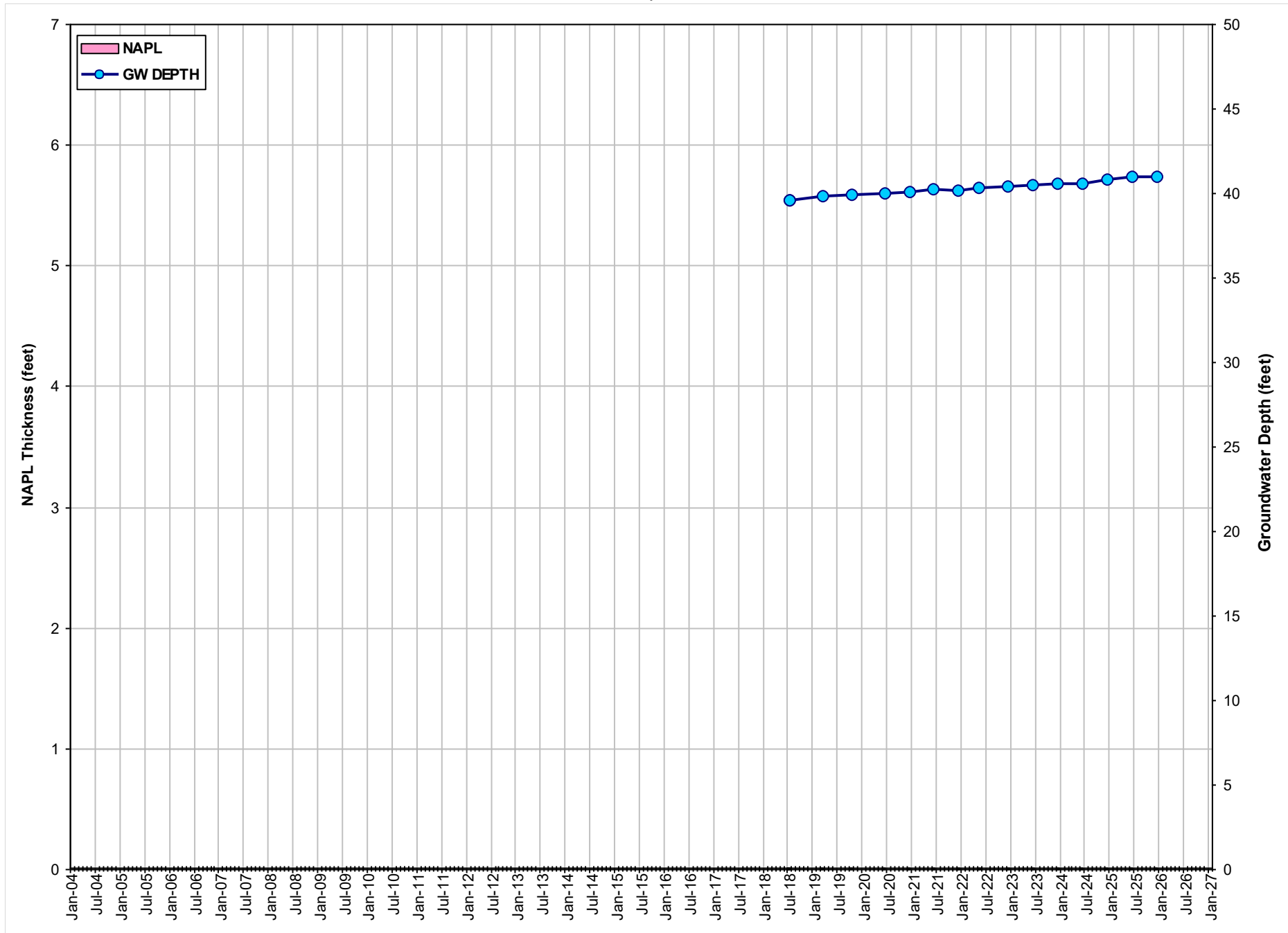
GRAPH 25
NAPL THICKNESS AND GROUNDWATER DEPTH VS. TIME - MW-25
Former ExxonMobil Gladiola Station
Lea County, New Mexico



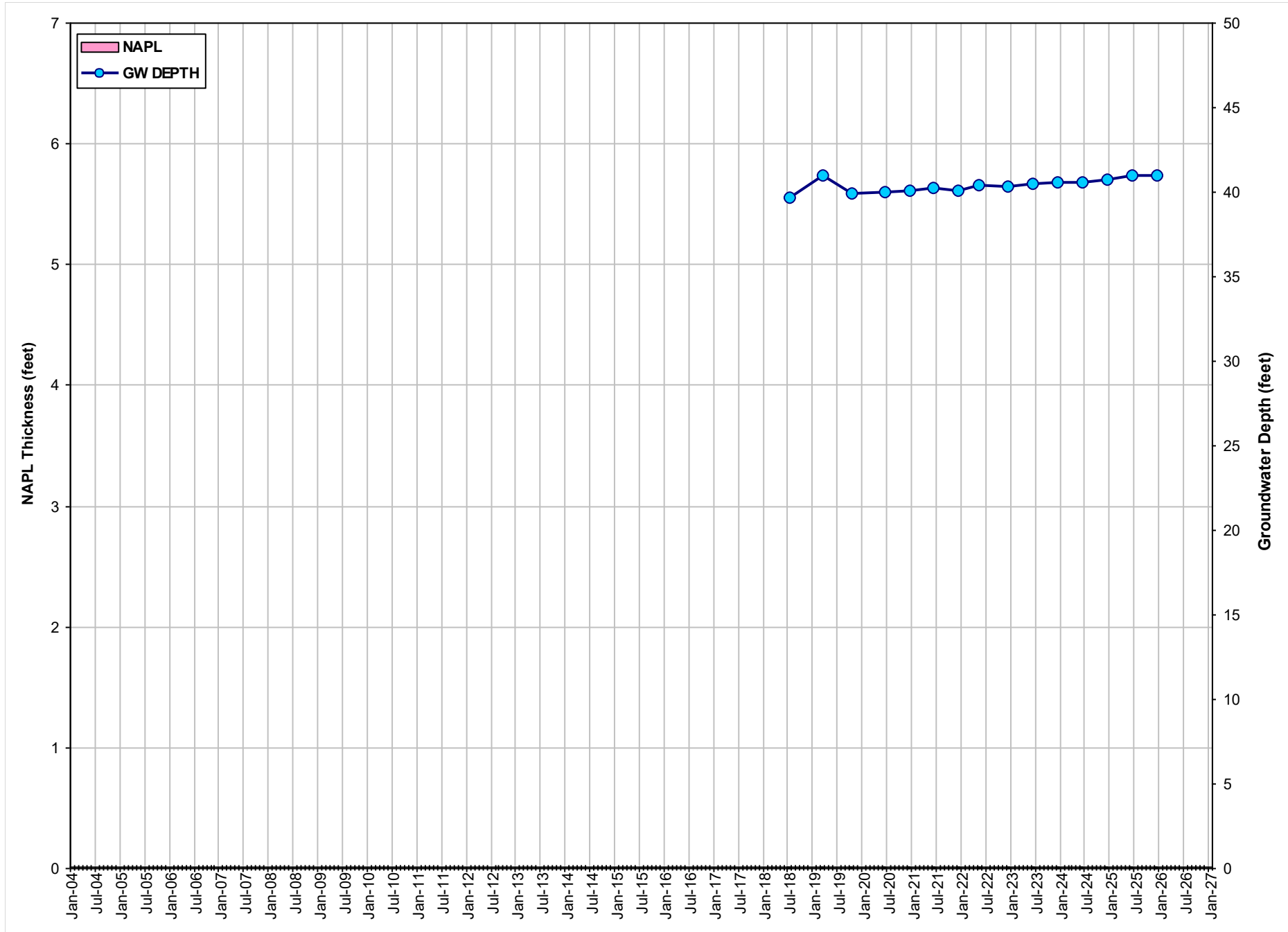
GRAPH 26
NAPL THICKNESS AND GROUNDWATER DEPTH VS. TIME - MW-26
Former ExxonMobil Gladiola Station
Lea County, New Mexico



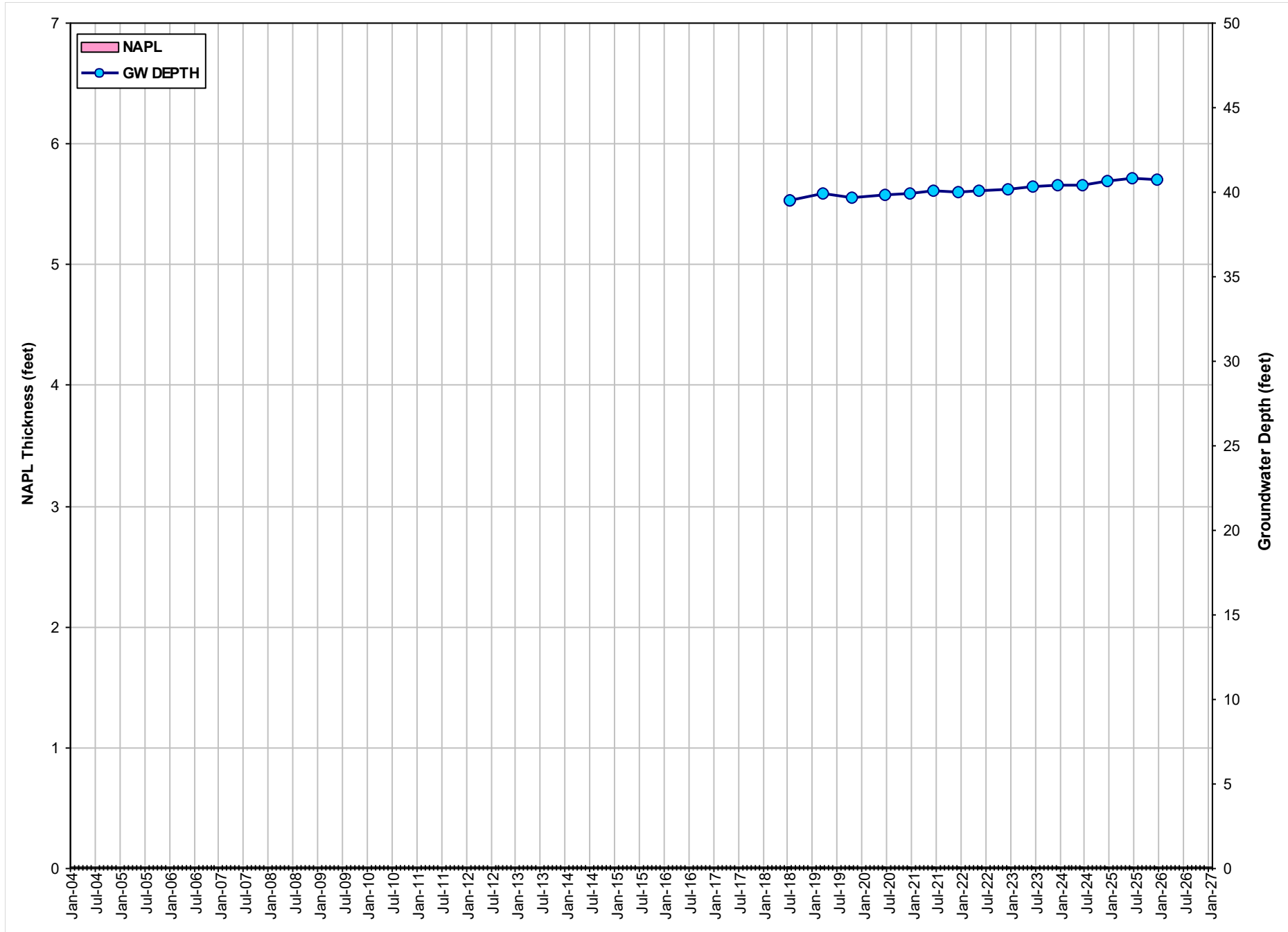
GRAPH 27
NAPL THICKNESS AND GROUNDWATER DEPTH VS. TIME - MW-27
Former ExxonMobil Gladiola Station
Lea County, New Mexico



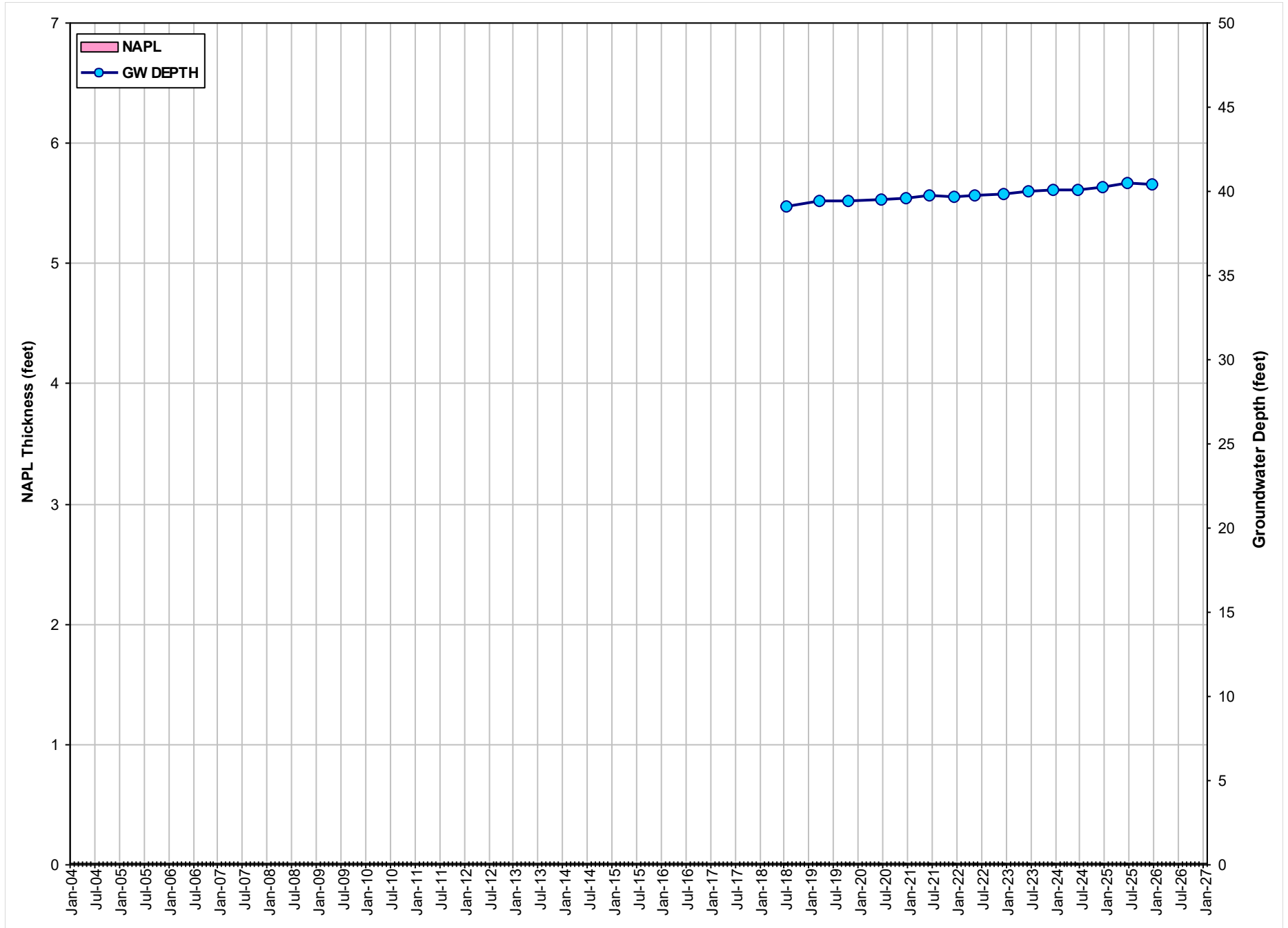
GRAPH 28
NAPL THICKNESS AND GROUNDWATER DEPTH VS. TIME - MW-28
Former ExxonMobil Gladiola Station
Lea County, New Mexico



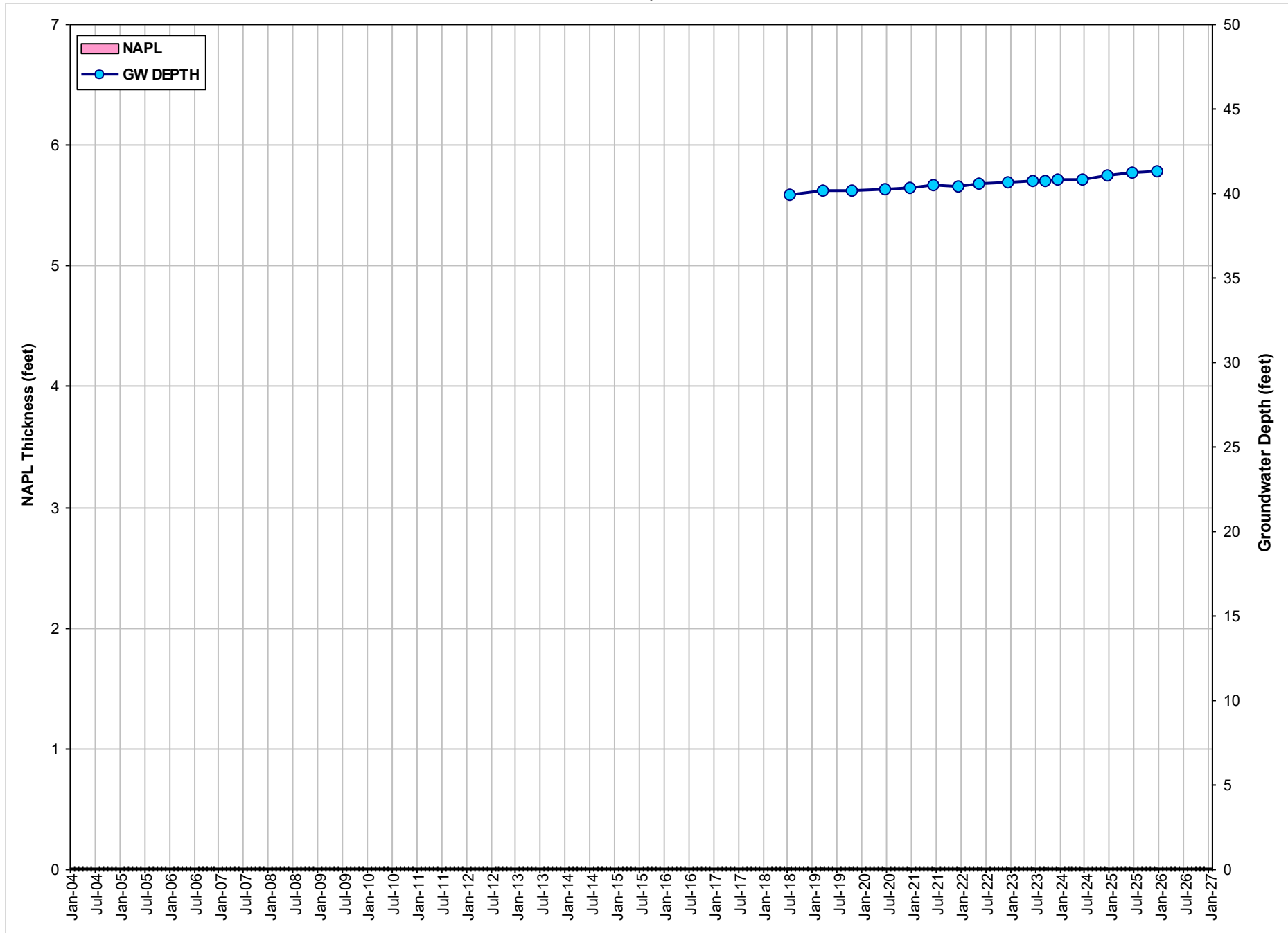
GRAPH 29
NAPL THICKNESS AND GROUNDWATER DEPTH VS. TIME - MW-29
Former ExxonMobil Gladiola Station
Lea County, New Mexico



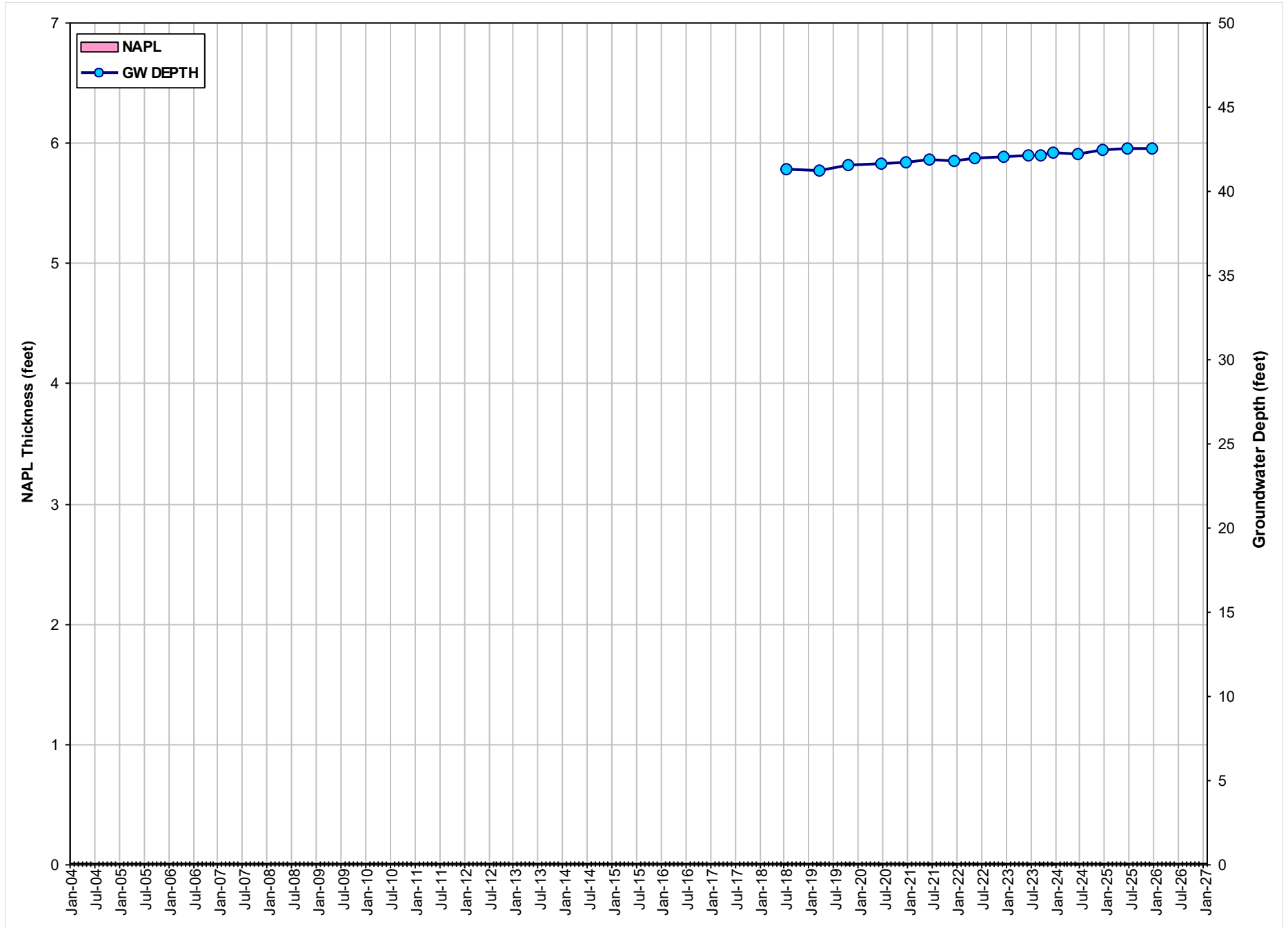
GRAPH 30
NAPL THICKNESS AND GROUNDWATER DEPTH VS. TIME - MW-30
Former ExxonMobil Gladiola Station
Lea County, New Mexico



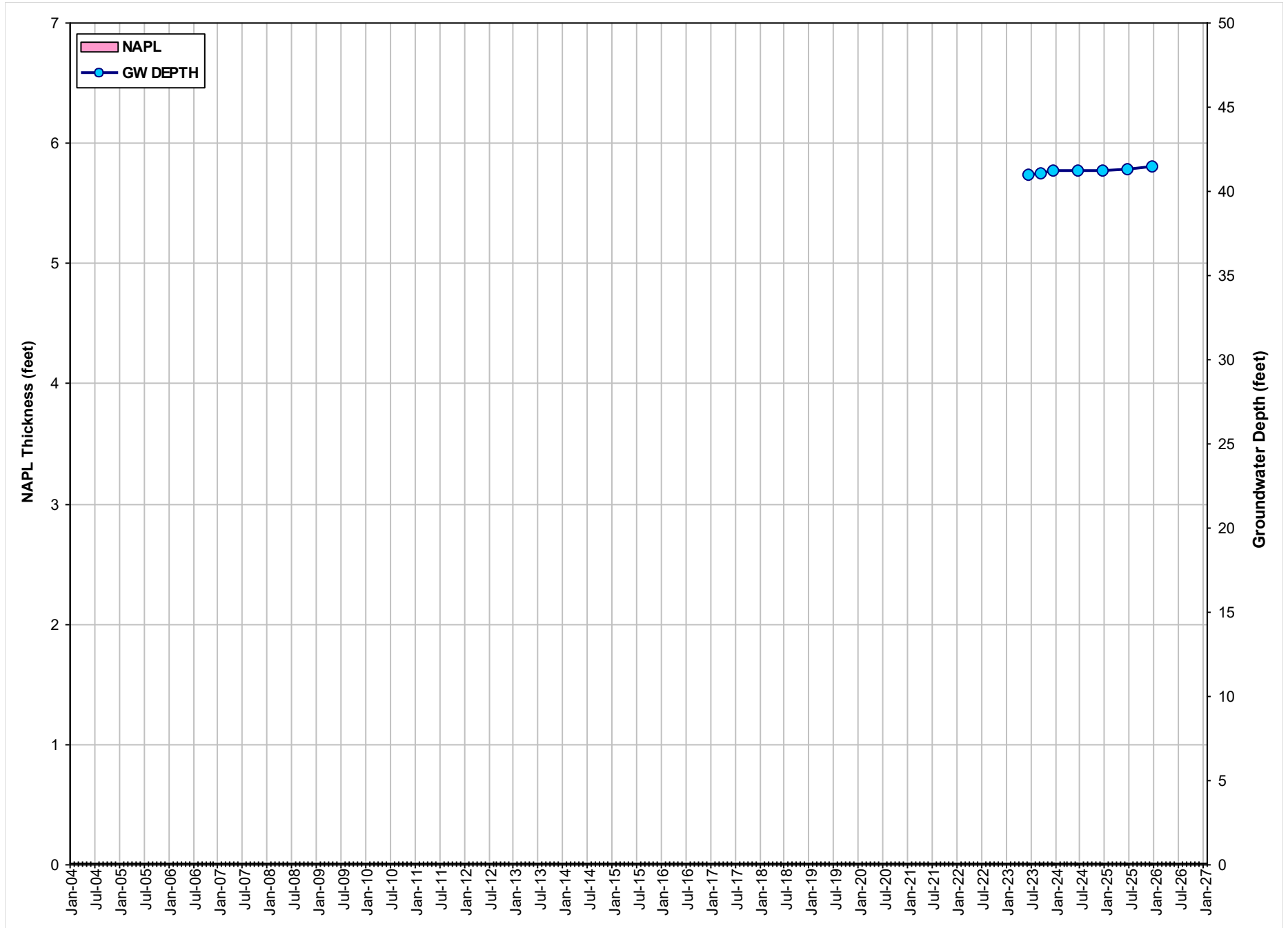
GRAPH 31
NAPL THICKNESS AND GROUNDWATER DEPTH VS. TIME - MW-31
Former ExxonMobil Gladiola Station
Lea County, New Mexico



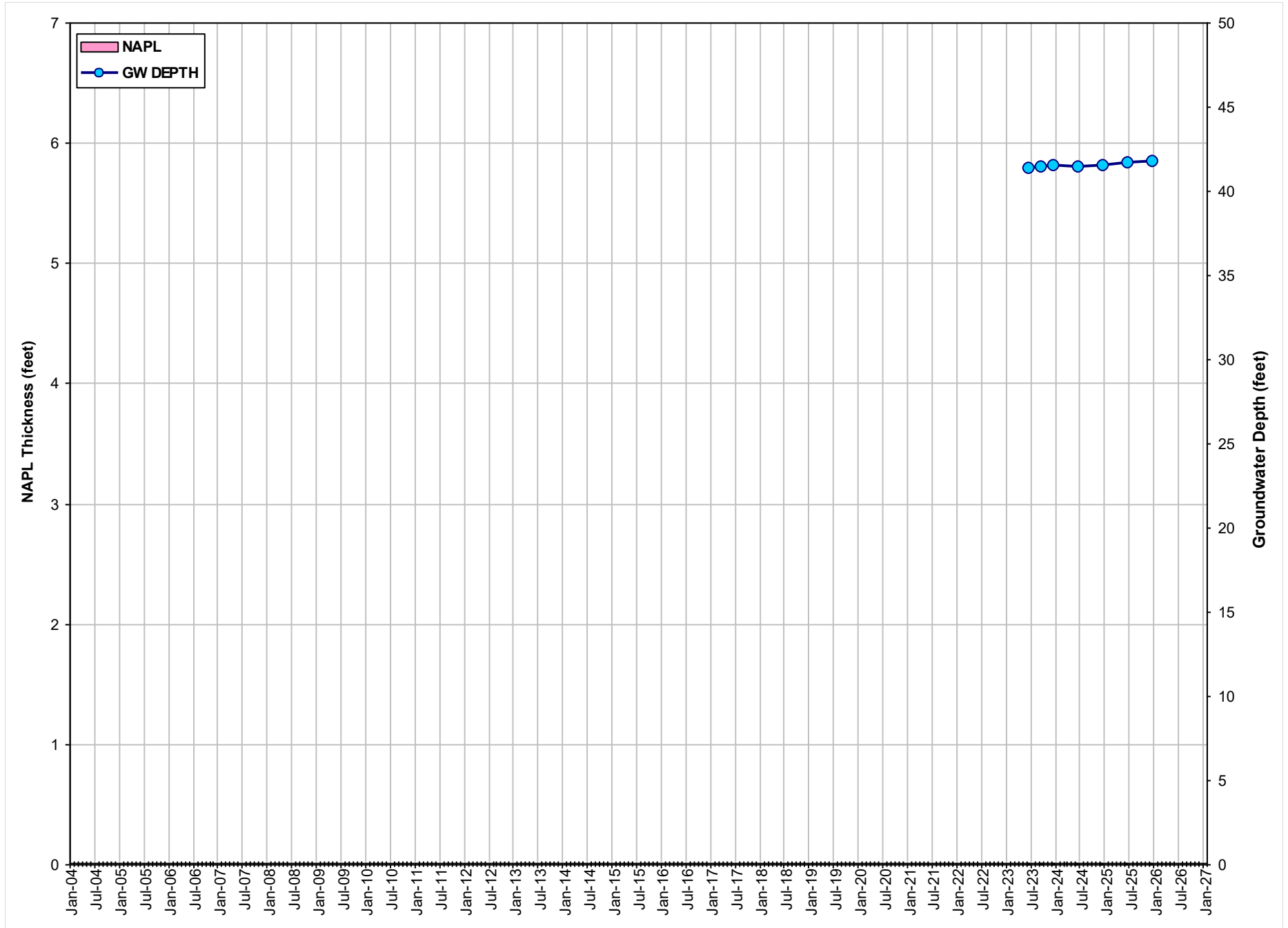
GRAPH 32
NAPL THICKNESS AND GROUNDWATER DEPTH VS. TIME - MW-32
Former ExxonMobil Gladiola Station
Lea County, New Mexico



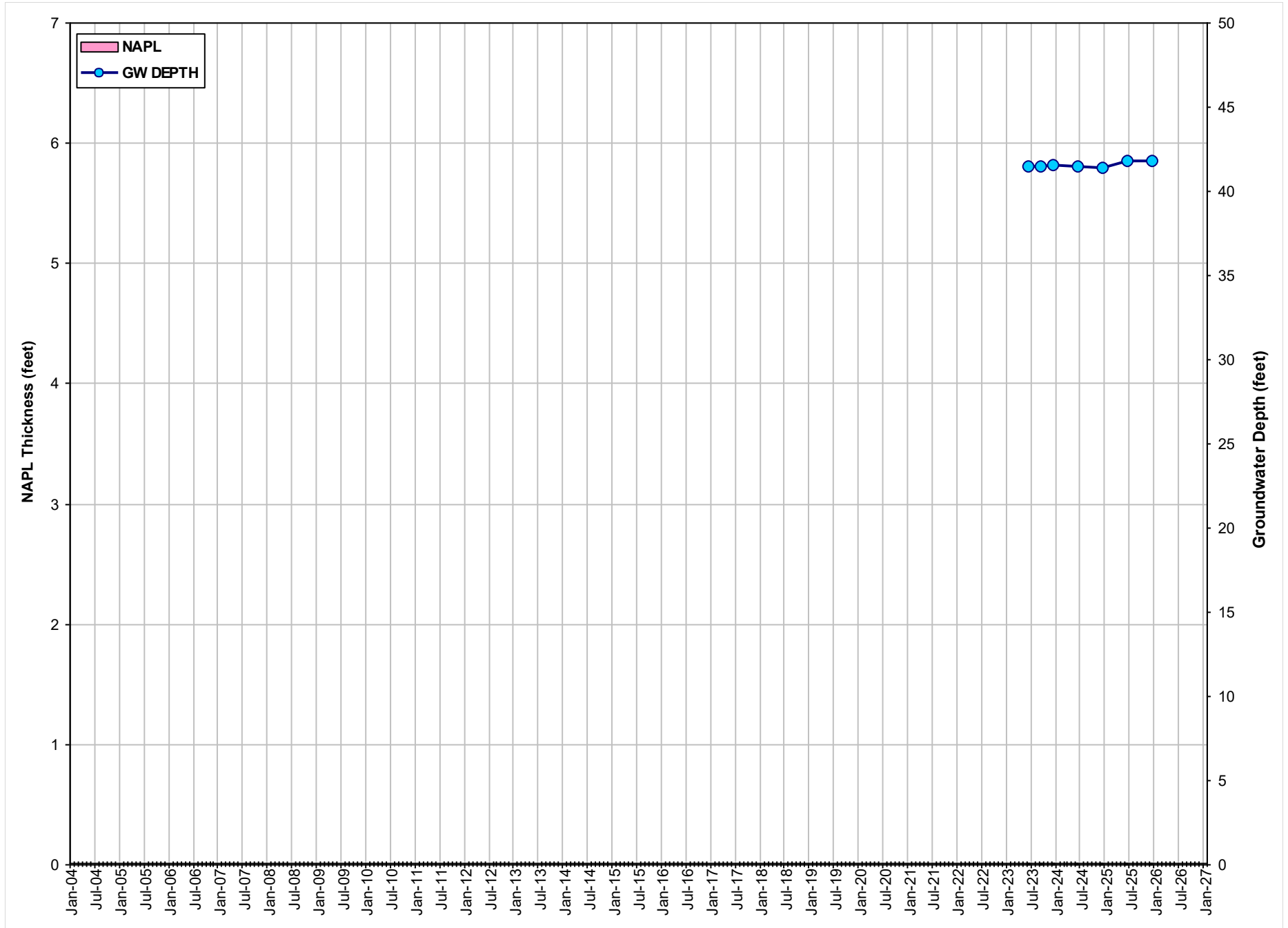
GRAPH 33
NAPL THICKNESS AND GROUNDWATER DEPTH VS. TIME - MW-33
Former ExxonMobil Gladiola Station
Lea County, New Mexico



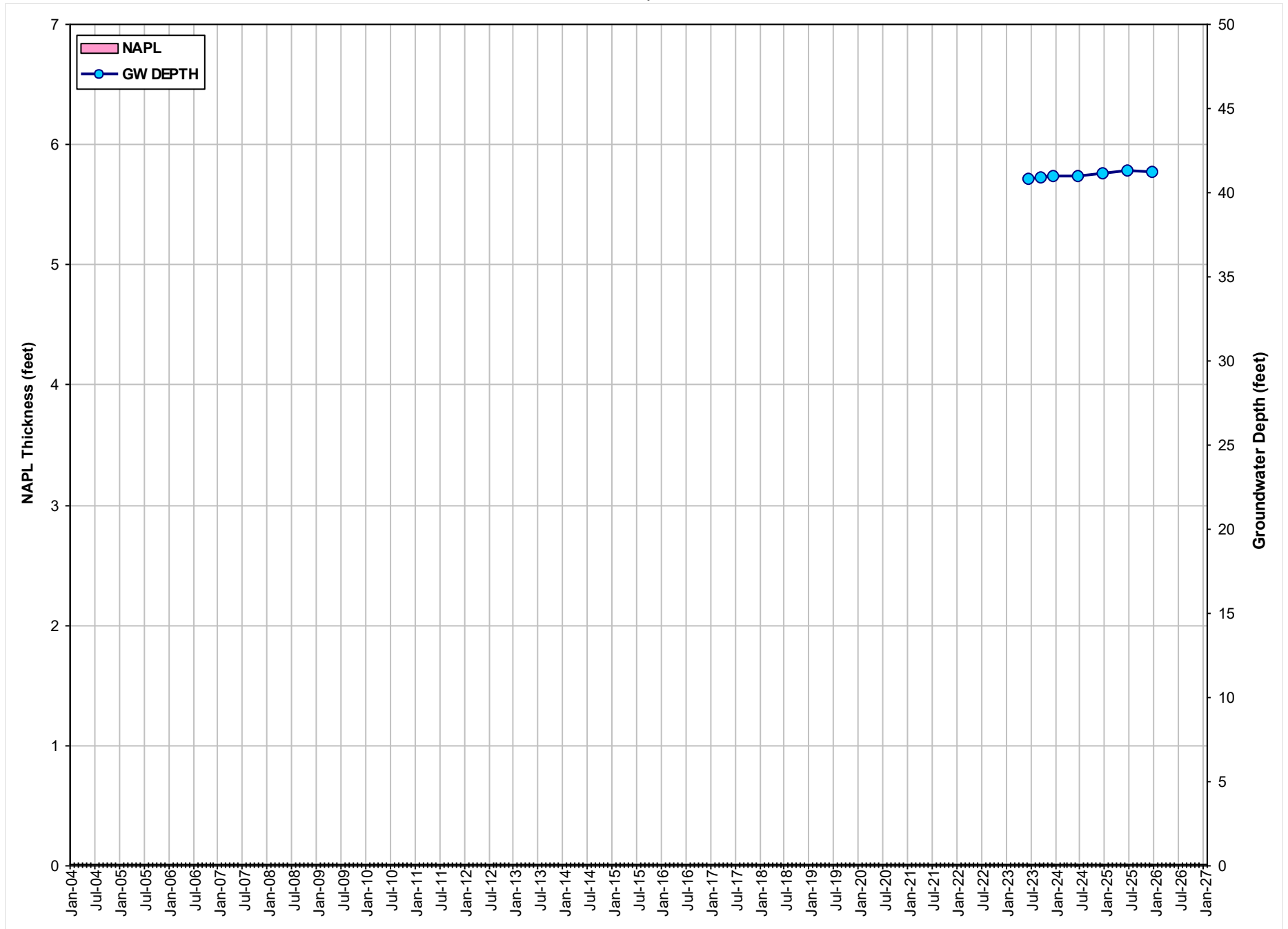
GRAPH 34
NAPL THICKNESS AND GROUNDWATER DEPTH VS. TIME - MW-34
Former ExxonMobil Gladiola Station
Lea County, New Mexico



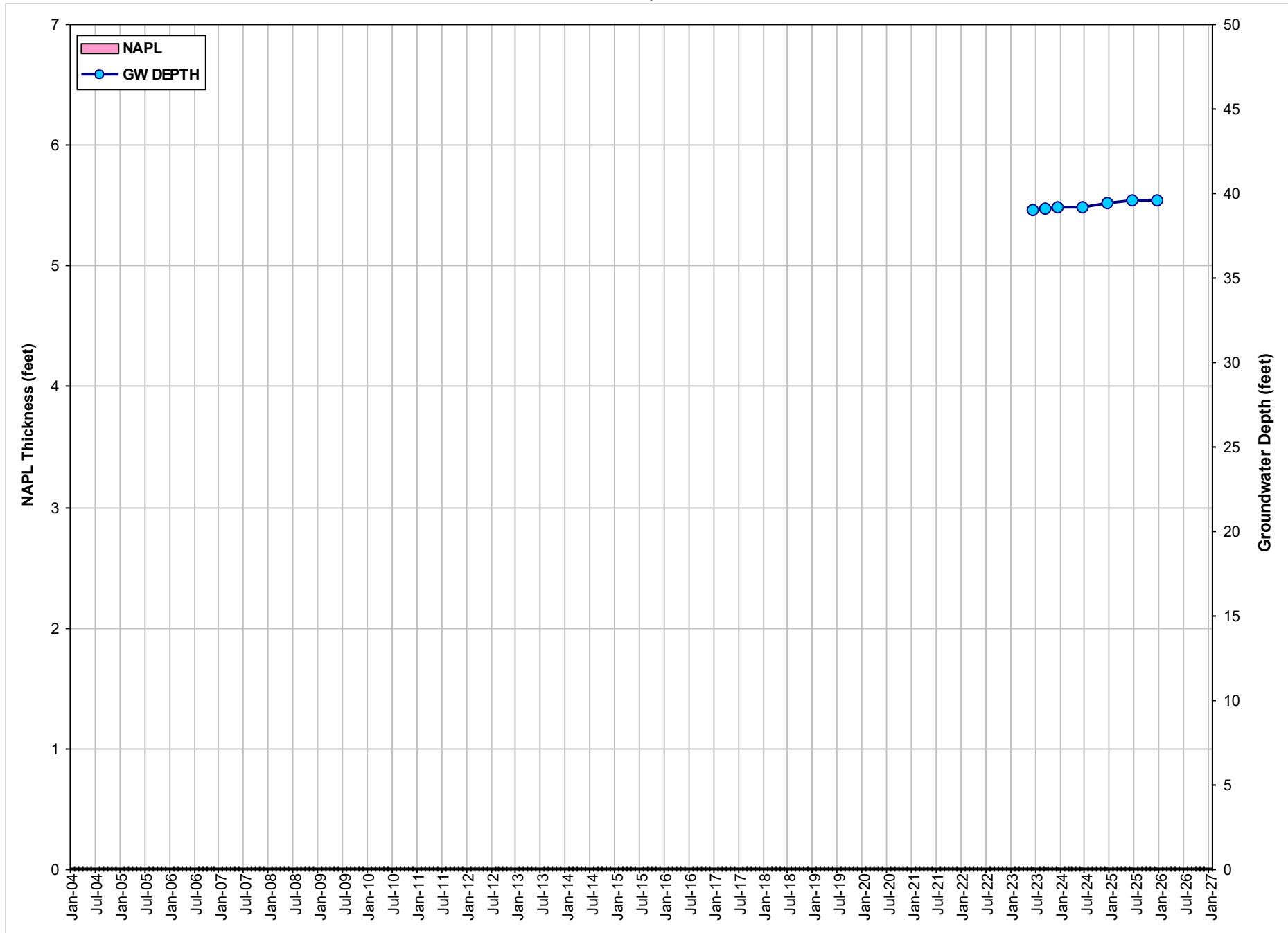
GRAPH 35
NAPL THICKNESS AND GROUNDWATER DEPTH VS. TIME - MW-35
Former ExxonMobil Gladiola Station
Lea County, New Mexico



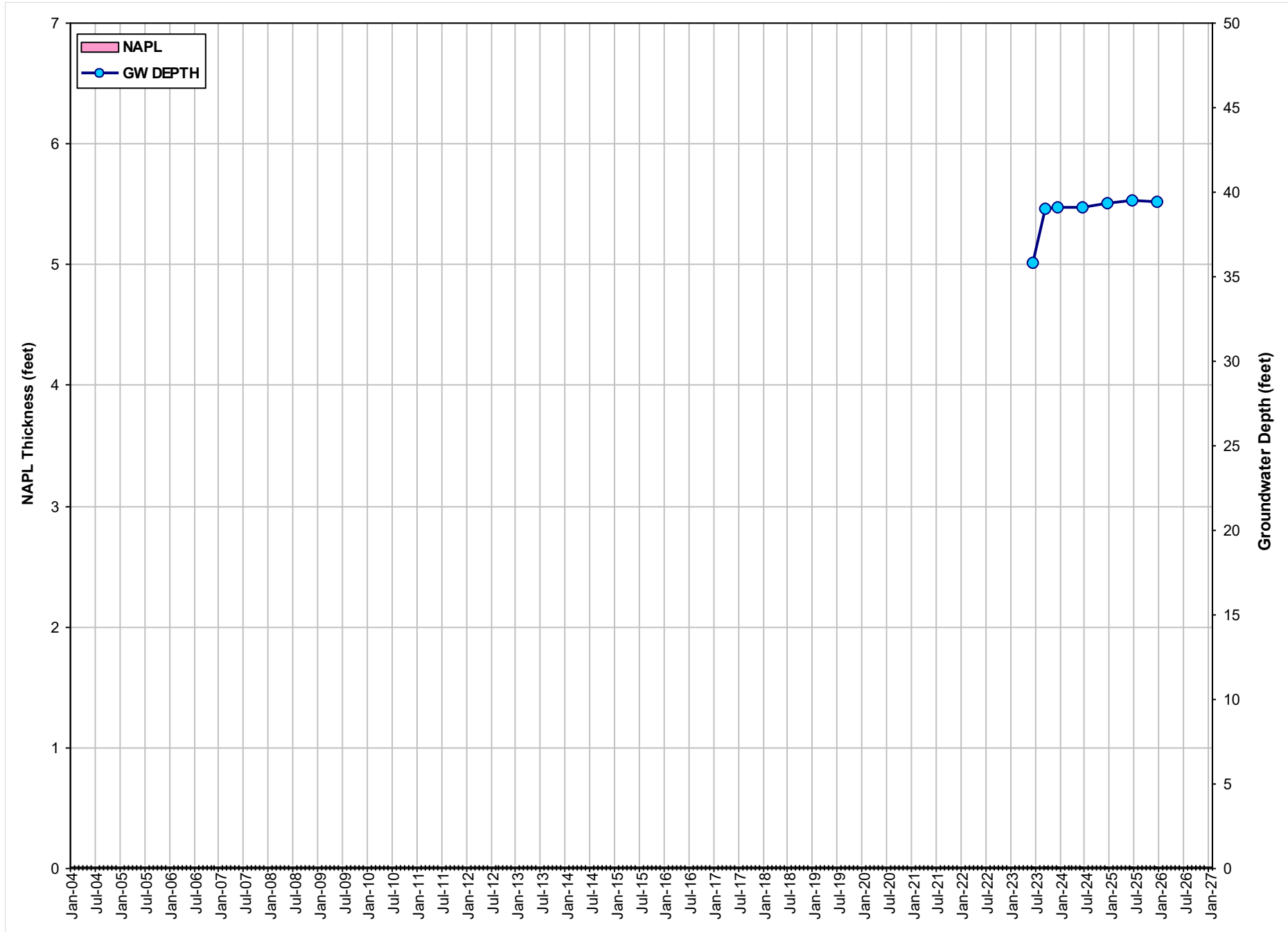
GRAPH 36
NAPL THICKNESS AND GROUNDWATER DEPTH VS. TIME - MW-36
Former ExxonMobil Gladiola Station
Lea County, New Mexico



GRAPH 37
NAPL THICKNESS AND GROUNDWATER DEPTH VS. TIME - MW-37
Former ExxonMobil Gladiola Station
Lea County, New Mexico



GRAPH 38
NAPL THICKNESS AND GROUNDWATER DEPTH VS. TIME - MW-38
Former ExxonMobil Gladiola Station
Lea County, New Mexico



GRAPH 39
NAPL THICKNESS AND GROUNDWATER DEPTH VS. TIME - MW-39
Former ExxonMobil Gladiola Station
Lea County, New Mexico

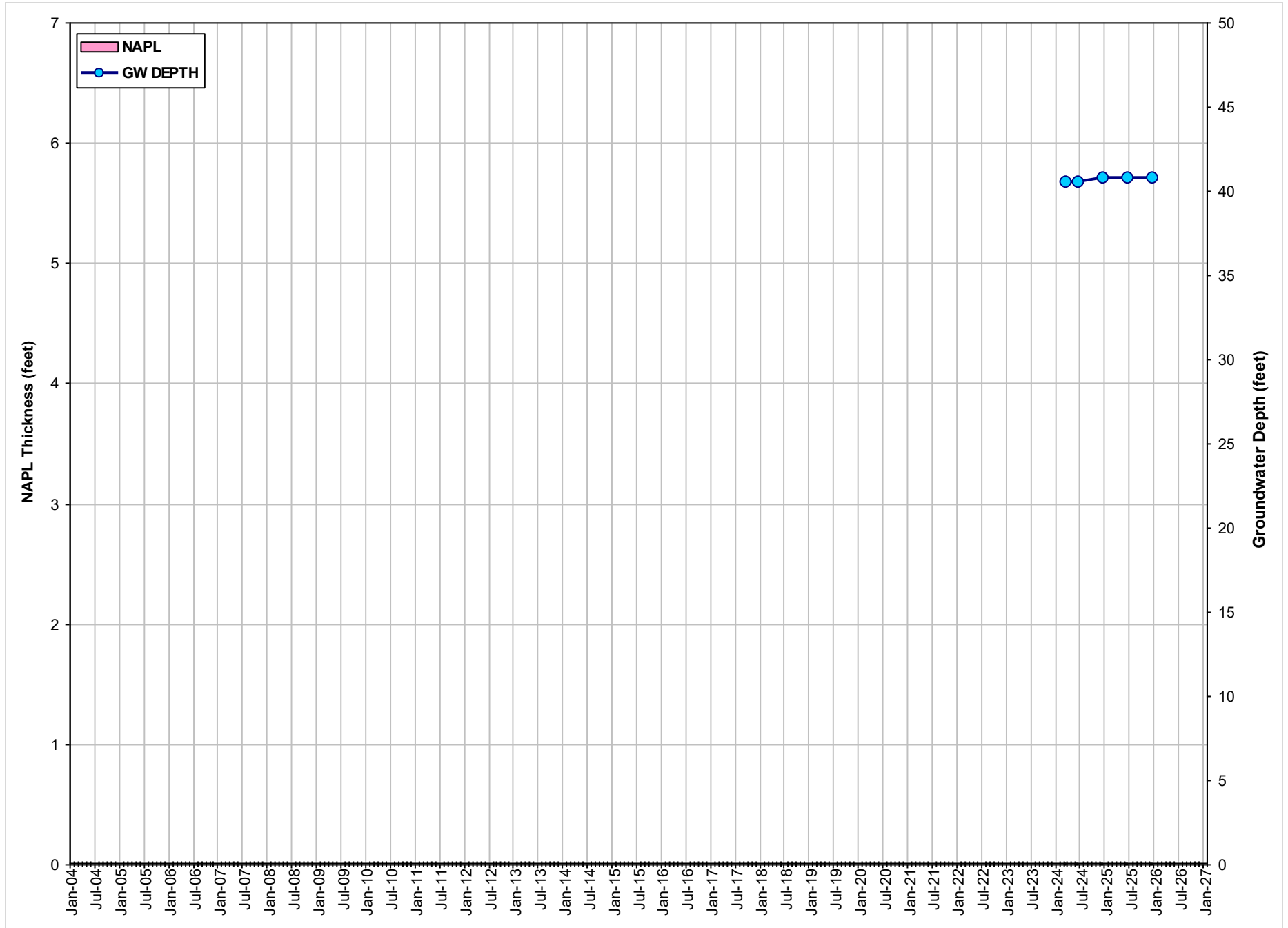


TABLE 1
WATER LEVEL MEASUREMENTS AND GROUNDWATER ANALYSES

Former ExxonMobil Gladiola Station
Lea County, New Mexico

| Date | TOC Elev (feet) | GW Depth (feet) | GW Elev (feet) | NAPL (feet) | Benzene (mg/L) | Toluene (mg/L) | Ethylbenzene (mg/L) | Xylenes (mg/L) |
|--------------------------|---|--------------------|-------------------|----------------|-------------------------------|-------------------|------------------------|-------------------|
| NMED WQCC HHS | | | | | 0.005 | 1 | 0.7 | 0.62 |
| Field Point MW-1 | Well Screen Interval (feet): 22.71-42.71 | | | | | | | |
| 12/02/25 | 3866.77 | 38.70 | 3828.22 | 0.18 | | | | |
| Field Point MW-2 | Well Screen Interval (feet): 27.59-47.59 | | | | | | | |
| 12/02/25 | 3869.40 | 41.95 | 3827.53 | 0.10 | | | | |
| Field Point MW-3 | Well Screen Interval (feet): 24.20-44.20 | | | | | | | |
| 12/05/25 | 3865.34 | 37.19 | 3828.15 | 0.00 | 0.21 | <0.0050 | 0.26 | <0.010 |
| Field Point MW-4 | Well Screen Interval (feet): 23.97-38.97 | | | | | | | |
| 12/02/25 | 3866.32 | 38.22 | 3828.22 | 0.14 | | | | |
| Field Point MW-5 | Well Screen Interval (feet): 27.19-47.19 | | | | | | | |
| 12/02/25 | 3868.65 | 40.58 | 3828.39 | 0.38 | | | | |
| Field Point MW-6 | Well Screen Interval (feet): 27.05-42.05 | | | | | | | |
| 12/05/25 | 3868.44 | 40.79 | 3827.65 | 0.00 | <0.00050 | <0.00050 | <0.00050 | <0.0010 |
| Field Point MW-7 | Well Screen Interval (feet): 24.35-39.35 | | | | | | | |
| 12/02/25 | 3865.76 | | | | Well not gauged or sampled. | | | |
| Field Point MW-9 | Well Screen Interval (feet): 27.64-42.64 | | | | | | | |
| 12/02/25 | 3869.90 | 41.90 | 3828.01 | 0.01 | | | | |
| Field Point MW-10 | Well Screen Interval (feet): 28.08-43.08 | | | | | | | |
| 12/05/25 | 3870.47 | 42.70(f) | (f) | 0.00 | Insufficient water to sample. | | | |
| Field Point MW-11 | Well Screen Interval (feet): 29.00-44.00 | | | | | | | |
| 12/05/25 | 3869.68 | 41.87 | 3827.81 | 0.00 | <0.00050 | <0.00050 | <0.00050 | <0.0010 |
| Field Point MW-12 | Well Screen Interval (feet): 30.00-45.00 | | | | | | | |
| 12/02/25 | 3869.40 | 41.43 | 3827.99 | 0.02 | | | | |
| Field Point MW-13 | Well Screen Interval (feet): 30.00-45.00 | | | | | | | |
| 12/02/25 | 3868.76 | 40.70 | 3828.45 | 0.47 | | | | |
| Field Point MW-14 | Well Screen Interval (feet): 27.00-42.00 | | | | | | | |
| 12/02/25 | 3868.62 | 40.13 | 3828.53 | 0.05 | | | | |
| Field Point MW-15 | Well Screen Interval (feet): 29.00-44.00 | | | | | | | |
| 12/02/25 | 3868.86 | 40.48 | 3828.41 | 0.04 | | | | |
| Field Point MW-16 | Well Screen Interval (feet): 26.50-41.50 | | | | | | | |
| 12/02/25 | 3868.46 | 39.91 | 3828.65 | 0.12 | | | | |
| Field Point MW-17 | Well Screen Interval (feet): 29.50-44.50 | | | | | | | |
| 12/04/25 | 3869.27 | 41.38 | 3827.90 | 0.01 | | | | |
| Field Point MW-18 | Well Screen Interval (feet): 27.00-42.00 | | | | | | | |
| 12/02/25 | 3868.94 | 40.58 | 3828.43 | 0.09 | | | | |
| Field Point MW-19 | Well Screen Interval (feet): 27.00-42.00 | | | | | | | |
| 12/02/25 | 3868.90 | 40.44 | 3828.47 | 0.01 | | | | |
| Field Point MW-20 | Well Screen Interval (feet): 29.50-44.50 | | | | | | | |
| 12/02/25 | 3869.15 | 40.77 | 3828.40 | 0.02 | | | | |

TABLE 1
WATER LEVEL MEASUREMENTS AND GROUNDWATER ANALYSES

Former ExxonMobil Gladiola Station
Lea County, New Mexico

| Date | TOC Elev (feet) | GW Depth (feet) | GW Elev (feet) | NAPL (feet) | Benzene (mg/L) | Toluene (mg/L) | Ethylbenzene (mg/L) | Xylenes (mg/L) |
|--------------------------|---|-----------------|----------------|-------------|----------------|----------------|---------------------|----------------|
| NMED WQCC HHS | | | | | 0.005 | 1 | 0.7 | 0.62 |
| Field Point MW-21 | Well Screen Interval (feet): 29.50-44.50 | | | | | | | |
| 12/02/25 | 3869.07 | 40.44 | 3828.64 | 0.01 | | | | |
| Field Point MW-22 | Well Screen Interval (feet): 30.00-45.00 | | | | | | | |
| 12/04/25 | 3869.86 | 42.24 | 3827.62 | 0.00 | <0.00050 | <0.00050 | <0.00050 | <0.0010 |
| Field Point MW-23 | Well Screen Interval (feet): 31.00-46.00 | | | | | | | |
| 12/02/25 | 3869.22 | 40.61 | 3828.62 | 0.01 | | | | |
| Field Point MW-24 | Well Screen Interval (feet): 28.00-43.00 | | | | | | | |
| 12/02/25 | 3868.04 | 39.65 | 3828.81 | 0.50 | | | | |
| Field Point MW-25 | Well Screen Interval (feet): 28.00-43.00 | | | | | | | |
| 12/02/25 | 3869.14 | 41.18 | 3828.30 | 0.41 | | | | |
| Field Point MW-26 | Well Screen Interval (feet): 30.00-45.00 | | | | | | | |
| 12/02/25 | 3869.15 | 41.20 | 3828.06 | 0.13 | | | | |
| Field Point MW-27 | Well Screen Interval (feet): 35.00-50.00 | | | | | | | |
| 12/04/25 | 3869.12 | 40.97 | 3828.15 | 0.00 | <0.00050 | <0.00050 | <0.00050 | <0.0010 |
| Field Point MW-28 | Well Screen Interval (feet): 35.00-50.00 | | | | | | | |
| 12/04/25 | 3869.32 | 40.95 | 3828.37 | 0.00 | <0.00050 | <0.00050 | <0.00050 | <0.0010 |
| Field Point MW-29 | Well Screen Interval (feet): 35.00-50.00 | | | | | | | |
| 12/03/25 | 3869.36 | 40.73 | 3828.63 | 0.00 | <0.00050 | <0.00050 | <0.00050 | <0.0010 |
| Field Point MW-30 | Well Screen Interval (feet): 35.00-50.00 | | | | | | | |
| 12/03/25 | 3869.10 | 40.42 | 3828.68 | 0.00 | <0.00050 | <0.00050 | <0.00050 | <0.0010 |
| Field Point MW-31 | Well Screen Interval (feet): 35.00-50.00 | | | | | | | |
| 12/04/25 | 3869.05 | 41.30 | 3827.75 | 0.00 | <0.00050 | <0.00050 | <0.00050 | <0.0010 |
| Field Point MW-32 | Well Screen Interval (feet): 35.00-50.00 | | | | | | | |
| 12/03/25 | 3870.19 | 42.57 | 3827.62 | 0.00 | 0.00025 J | <0.00050 | <0.00050 | <0.0010 |
| Field Point MW-33 | Well Screen Interval (feet): 33.00-53.00 | | | | | | | |
| 12/03/25 | 3869.17 | 41.49 | 3827.68 | 0.00 | <0.00050 | <0.00050 | <0.00050 | <0.0010 |
| Field Point MW-34 | Well Screen Interval (feet): 33.00-53.00 | | | | | | | |
| 12/03/25 | 3869.35 | 41.80 | 3827.55 | 0.00 | <0.00050 | <0.00050 | <0.00050 | <0.0010 |
| Field Point MW-35 | Well Screen Interval (feet): 33.00-53.00 | | | | | | | |
| 12/03/25 | 3869.00 | 41.78 | 3827.22 | 0.00 | <0.00050 | <0.00050 | <0.00050 | <0.0010 |
| Field Point MW-36 | Well Screen Interval (feet): 33.00-53.00 | | | | | | | |
| 12/03/25 | 3869.23 | 41.27 | 3827.96 | 0.00 | <0.00050 | <0.00050 | <0.00050 | <0.0010 |
| Field Point MW-37 | Well Screen Interval (feet): 33.00-53.00 | | | | | | | |
| 12/03/25 | 3867.91 | 39.55 | 3828.36 | 0.00 | <0.00050 | <0.00050 | <0.00050 | <0.0010 |
| Field Point MW-38 | Well Screen Interval (feet): 33.00-53.00 | | | | | | | |
| 12/03/25 | 3867.70 | 39.45 | 3828.25 | 0.00 | <0.00050 | <0.00050 | <0.00050 | <0.0010 |
| Field Point MW-39 | Well Screen Interval (feet): 28.00-50.00 | | | | | | | |
| 12/03/25 | 3868.69 | 40.83 | 3827.86 | 0.00 | <0.00050 | <0.00050 | <0.00050 | <0.0010 |

TABLE 1
WATER LEVEL MEASUREMENTS AND GROUNDWATER ANALYSES

Former ExxonMobil Gladiola Station
Lea County, New Mexico

Notes:

Bolded values equal or exceed applicable regulatory limits.

Total naphthalene is the sum of 1-methylnaphthalene, 2-methylnaphthalene, and naphthalene.

ELEV = Elevation. Elevations are adjusted for NAPL thickness using a relative density of 0.83.

GW = Groundwater.

NAPL = Non-aqueous phase liquid.

NMED WQCC = New Mexico Environmental Department Water Quality Control Commission.

DWS = Other Standards for Domestic Water Supply with 10,000 mg/L TDS or less (20.6.2.3103 NMAC).

HHS = Human Health Standard for groundwater with 10,000 mg/L TDS or less (20.6.2.3103 NMAC).

IU = Irrigation Use Standard for groundwater with 10,000 mg/L TDS or less (20.6.2.3103 NMAC).

TOC = Top of casing.

TDS = Total dissolved solids.

µg/L = Micrograms per liter.

mg/L = Milligrams per liter.

BDL = Below laboratory detection limits.

< = Not detected at or above stated laboratory reporting limit.

A-01 = Could not obtain constant weight.

B = Analyte reported in associated method or trip blank.

D = Duplicate.

H = Analyzed outside the recommended hold time.

J = Estimated value between method detection limit and practical quantitation limit.

R1 = The relative percent difference between the primary and confirmatory analysis exceeded 40%; the higher value was reported.

R10 = The relative percent difference between the primary and confirmatory analysis exceeded 40%; the lower value was reported due to apparent chromatographic problems.

R12 = The relative percent difference between the primary and confirmatory analysis exceeded 40%; the lower value was reported.

X = Pre-purge/no-purge sample.

(a) = Analyzed by EPA Method 8310.

(b) = Analyzed by EPA Method 8260B.

(c) = Analyzed method unknown.

(d) = Analyzed to determine the presence of NAPL.

(e) = Insufficient water to purge.

(f) = DTW measured in the field indicates less than 6 inches of water in the well, which is not representative of the actual groundwater table.

Groundwater elevation not calculated, data not used to compile groundwater elevation map.

(g) = Insufficient containers for analysis.

(h) = Method detection limit.

TABLE 2
GROUNDWATER ANALYTICAL RESULTS FOR PAHs
 Former ExxonMobil Gladiola Station
 Lea County, New Mexico

| Date | Acenaphthene (mg/L) | Acenaphthylene (mg/L) | Anthracene (mg/L) | Benzo(a)anthracene (mg/L) | Benzo(a)pyrene (mg/L) | Benzo(b)fluoranthene (mg/L) | Benzo(g,h,i)perylene (mg/L) | Benzo(k)fluoranthene (mg/L) | Chrysene (mg/L) | Dibenz(a,h)anthracene (mg/L) | Fluoranthene (mg/L) | Fluorene (mg/L) | Indeno(1,2,3-cd)pyrene (mg/L) | Phenanthrene (mg/L) | Pyrene (mg/L) | Naphthalene (mg/L) | 1-Methylnaphthalene (mg/L) | 2-Methylnaphthalene (mg/L) | Total Naphthalene (mg/L) |
|--------------------------|---|-----------------------|-------------------|---------------------------|-----------------------|-----------------------------|-----------------------------|-----------------------------|-----------------|------------------------------|---------------------|-----------------|-------------------------------|---------------------|---------------|--------------------|----------------------------|----------------------------|--------------------------|
| NMED WQCC HHS | NA | NA | NA | NA | 0.0007 | NA | NA | NA | NA | NA | NA | NA | NA | NA | NA | NA | NA | NA | 0.03 |
| Field Point MW-3 | Well Screen Interval (feet): 24.20-44.20 | | | | | | | | | | | | | | | | | | |
| 12/05/25 | 0.00026 | <0.00010 | <0.00010 | <0.00010 | <0.00010 | <0.00010 | <0.00010 | <0.00010 | <0.00010 | <0.00010 | <0.00010 | 0.00068 | <0.00010 | 0.00040 | <0.00010 | 0.031 | 0.019 | 0.024 | 0.074 |
| Field Point MW-6 | Well Screen Interval (feet): 27.05-42.05 | | | | | | | | | | | | | | | | | | |
| 12/05/25 | 0.0042 | <0.000099 | <0.000099 | <0.000099 | <0.000099 | <0.000099 | <0.000099 | <0.000099 | 0.0048 | <0.000099 | <0.000099 | <0.000099 | <0.000099 | 0.0041 | <0.000099 | <0.000099 | <0.000099 | <0.000099 | <0.000099 |
| Field Point MW-11 | Well Screen Interval (feet): 29.00-44.00 | | | | | | | | | | | | | | | | | | |
| 12/05/25 | <0.000099 | <0.000099 | <0.000099 | <0.000099 | <0.000099 | <0.00010 | <0.000099 | <0.000099 | <0.000099 | <0.000099 | <0.000099 | <0.000099 | <0.000099 | <0.000099 | <0.000099 | <0.000099 | <0.000099 | <0.000099 | <0.000099 |
| Field Point MW-22 | Well Screen Interval (feet): 30.00-45.00 | | | | | | | | | | | | | | | | | | |
| 12/04/25 | <0.00010 | <0.00010 | <0.00010 | <0.00010 | <0.00010 | <0.00010 | <0.00010 | <0.00010 | <0.00010 | <0.00010 | <0.00010 | <0.00010 | <0.00010 | <0.00010 | <0.00010 | <0.00010 | <0.00010 | <0.00010 | <0.00010 |
| Field Point MW-27 | Well Screen Interval (feet): 35.00-50.00 | | | | | | | | | | | | | | | | | | |
| 12/04/25 | <0.00010 | <0.00010 | <0.00010 | <0.00010 | <0.00010 | <0.00010 | <0.00010 | <0.00010 | <0.00010 | <0.00010 | <0.00010 | <0.00010 | <0.00010 | <0.00010 | <0.00010 | <0.00010 | <0.00010 | <0.00010 | <0.00010 |
| Field Point MW-28 | Well Screen Interval (feet): 35.00-50.00 | | | | | | | | | | | | | | | | | | |
| 12/04/25 | <0.00010 | <0.00010 | <0.00010 | <0.00010 | <0.00010 | <0.00010 | <0.00010 | <0.00010 | <0.00010 | <0.00010 | <0.00010 | <0.00010 | <0.00010 | <0.00010 | <0.00010 | <0.00010 | <0.00010 | <0.00010 | <0.00010 |
| Field Point MW-29 | Well Screen Interval (feet): 35.00-50.00 | | | | | | | | | | | | | | | | | | |
| 12/03/25 | <0.00010 | <0.00010 | <0.00010 | <0.00010 | <0.00010 | <0.00010 | <0.00010 | <0.00010 | <0.00010 | <0.00010 | <0.00010 | <0.00010 | <0.00010 | <0.00010 | <0.00010 | <0.00010 | <0.00010 | <0.00010 | <0.00010 |
| Field Point MW-30 | Well Screen Interval (feet): 35.00-50.00 | | | | | | | | | | | | | | | | | | |
| 12/03/25 | <0.00010 | <0.00010 | <0.00010 | <0.00010 | <0.00010 | <0.00010 | <0.00010 | <0.00010 | <0.00010 | <0.00010 | <0.00010 | <0.00010 | <0.00010 | <0.00010 | <0.00010 | <0.00010 | <0.00010 | <0.00010 | <0.00010 |
| Field Point MW-31 | Well Screen Interval (feet): 35.00-50.00 | | | | | | | | | | | | | | | | | | |
| 12/04/25 | <0.00010 | <0.00010 | <0.00010 | <0.00010 | <0.00010 | <0.00010 | <0.00010 | <0.00010 | <0.00010 | <0.00010 | <0.00010 | <0.00010 | <0.00010 | <0.00010 | <0.00010 | <0.00010 | <0.00010 | <0.00010 | <0.00010 |
| Field Point MW-32 | Well Screen Interval (feet): 35.00-50.00 | | | | | | | | | | | | | | | | | | |
| 12/03/25 | 0.000054 J | <0.00010 | <0.00010 | <0.00010 | <0.00010 | <0.00010 | <0.00010 | <0.00010 | <0.00010 | <0.00010 | <0.00010 | 0.00034 | <0.00010 | <0.00010 | <0.00010 | <0.00010 | 0.00011 | <0.00010 | 0.00011 |
| Field Point MW-33 | Well Screen Interval (feet): 33.00-53.00 | | | | | | | | | | | | | | | | | | |
| 12/03/25 | <0.000099 | <0.000099 | <0.000099 | <0.000099 | <0.000099 | <0.000099 | <0.000099 | <0.000099 | <0.000099 | <0.000099 | <0.000099 | <0.000099 | <0.000099 | <0.000099 | <0.000099 | <0.000099 | <0.000099 | <0.000099 | <0.000099 |
| Field Point MW-34 | Well Screen Interval (feet): 33.00-53.00 | | | | | | | | | | | | | | | | | | |
| 12/03/25 | <0.00010 | <0.00010 | <0.00010 | <0.00010 | <0.00010 | <0.00010 | <0.00010 | <0.00010 | <0.00010 | <0.00010 | <0.00010 | <0.00010 | <0.00010 | <0.00010 | <0.00010 | <0.00010 | <0.00010 | <0.00010 | <0.00010 |
| Field Point MW-35 | Well Screen Interval (feet): 33.00-53.00 | | | | | | | | | | | | | | | | | | |
| 12/03/25 | <0.00010 | <0.00010 | <0.00010 | <0.00010 | <0.00010 | <0.00010 | <0.00010 | <0.00010 | <0.00010 | <0.00010 | <0.00010 | <0.00010 | <0.00010 | <0.00010 | <0.00010 | <0.00010 | <0.00010 | <0.00010 | <0.00010 |
| Field Point MW-36 | Well Screen Interval (feet): 33.00-53.00 | | | | | | | | | | | | | | | | | | |
| 12/03/25 | <0.00010 | <0.00010 | <0.00010 | <0.00010 | <0.00010 | <0.00010 | <0.00010 | <0.00010 | <0.00010 | <0.00010 | <0.00010 | <0.00010 | <0.00010 | <0.00010 | <0.00010 | <0.00010 | <0.00010 | <0.00010 | <0.00010 |
| Field Point MW-37 | Well Screen Interval (feet): 33.00-53.00 | | | | | | | | | | | | | | | | | | |
| 12/03/25 | <0.00010 | <0.00010 | <0.00010 | <0.00010 | <0.00010 | <0.00010 | <0.00010 | <0.00010 | <0.00010 | <0.00010 | <0.00010 | <0.00010 | <0.00010 | <0.00010 | <0.00010 | <0.00010 | <0.00010 | <0.00010 | <0.00010 |
| Field Point MW-38 | Well Screen Interval (feet): 33.00-53.00 | | | | | | | | | | | | | | | | | | |
| 12/03/25 | <0.00010 | <0.00010 | <0.00010 | <0.00010 | <0.00010 | <0.00010 | <0.00010 | <0.00010 | <0.00010 | <0.00010 | <0.00010 | <0.00010 | <0.00010 | <0.00010 | <0.00010 | <0.00010 | <0.00010 | <0.00010 | <0.00010 |
| Field Point MW-39 | Well Screen Interval (feet): 28.00-50.00 | | | | | | | | | | | | | | | | | | |
| 12/03/25 | <0.00010 | <0.00010 | <0.00010 | <0.00010 | <0.00010 | <0.00010 | <0.00010 | <0.00010 | <0.00010 | <0.00010 | <0.00010 | <0.00010 | <0.00010 | <0.00010 | <0.00010 | <0.00010 | <0.00010 | <0.00010 | <0.00010 |

TABLE 2
GROUNDWATER ANALYTICAL RESULTS FOR PAHs
Former ExxonMobil Gladiola Station
Lea County, New Mexico

Notes:

Bolded values equal or exceed applicable regulatory limits.

Total naphthalene is the sum of 1-methylnaphthalene, 2-methylnaphthalene, and naphthalene.

ELEV = Elevation. Elevations are adjusted for NAPL thickness using a relative density of 0.83.

GW = Groundwater.

NAPL = Non-aqueous phase liquid.

NMED WQCC = New Mexico Environmental Department Water Quality Control Commission.

DWS = Other Standards for Domestic Water Supply with 10,000 mg/L TDS or less (20.6.2.3103 NMAC).

HHS = Human Health Standard for groundwater with 10,000 mg/L TDS or less (20.6.2.3103 NMAC).

IU = Irrigation Use Standard for groundwater with 10,000 mg/L TDS or less (20.6.2.3103 NMAC).

TOC = Top of casing.

TDS = Total dissolved solids.

µg/L = Micrograms per liter.

mg/L = Milligrams per liter.

BDL = Below laboratory detection limits.

< = Not detected at or above stated laboratory reporting limit.

A-01 = Could not obtain constant weight.

B = Analyte reported in associated method or trip blank.

D = Duplicate.

H = Analyzed outside the recommended hold time.

J = Estimated value between method detection limit and practical quantitation limit.

R1 = The relative percent difference between the primary and confirmatory analysis exceeded 40%; the higher value was reported.

R10 = The relative percent difference between the primary and confirmatory analysis exceeded 40%; the lower value was reported due to apparent chromatographic problems.

R12 = The relative percent difference between the primary and confirmatory analysis exceeded 40%; the lower value was reported.

X = Pre-purge/no-purge sample.

(a) = Analyzed by EPA Method 8310.

(b) = Analyzed by EPA Method 8260B.

(c) = Analyzed method unknown.

(d) = Analyzed to determine the presense of NAPL.

(e) = Insufficient water to purge.

(f) = DTW measured in the field indicates less than 6 inches of water in the well, which is not representative of the actual groundwater table.

Groundwater elevation not calculated, data not used to compile groundwater elevation map.

(g) = Insufficient containers for analysis.

(h) = Method detection limit.

TABLE 3
GROUNDWATER ANALYTICAL RESULTS FOR METALS AND ADDITIONAL PARAMETERS
 Former ExxonMobil Gladiola Station
 Lea County, New Mexico

| Date | Antimony (mg/L) | Arsenic (mg/L) | Barium (mg/L) | Beryllium (mg/L) | Cadmium (mg/L) | Chromium (mg/L) | Cobalt (mg/L) | Copper (mg/L) | Lead (mg/L) | Mercury (mg/L) | Molybdenum (mg/L) | Nickel (mg/L) | Selenium (mg/L) | Silver (mg/L) | Thallium (mg/L) | Vanadium (mg/L) | Zinc (mg/L) | Alkalinity (mg/L) | Bicarbonate (mg/L) | Bromide (mg/L) | Calcium (mg/L) | Chloride (mg/L) | Cyanide (mg/L) | Fluoride (mg/L) | Magnesium (mg/L) | Potassium (mg/L) | Sodium (mg/L) | Sulfate (mg/L) | TDS (mg/L) | Uranium (µg/L) |
|--------------------------|---|----------------|---------------|------------------|----------------|-----------------|---------------|---------------|-------------|----------------|-------------------|---------------|-----------------|---------------|-----------------|-----------------|-------------|-------------------|--------------------|----------------|----------------|-----------------|----------------|-----------------|------------------|------------------|---------------|----------------|------------|----------------|
| NMED WQCC HHS | 0.006 | 0.01 | 2 | 0.004 | 0.005 | 0.05 | --- | --- | 0.015 | 0.002 | --- | --- | 0.05 | 0.05 | 0.002 | --- | --- | --- | --- | --- | --- | --- | 0.2 | 1.6 | --- | --- | --- | --- | --- | 30 |
| NMED WQCC DWS | --- | --- | --- | --- | --- | --- | --- | 1.0 | --- | --- | --- | --- | --- | --- | --- | --- | 10.0 | --- | --- | --- | --- | 250.0 | --- | --- | --- | --- | --- | 600.0 | 1000.0 | --- |
| NMED WQCC IU | --- | --- | --- | --- | --- | --- | 0.05 | --- | --- | --- | 1.0 | 0.2 | --- | --- | --- | --- | --- | --- | --- | --- | --- | --- | --- | --- | --- | --- | --- | --- | --- | --- |
| Calc. Background | --- | 0.23 | 3.19 | --- | --- | 0.364 | --- | --- | --- | --- | --- | --- | --- | --- | --- | --- | --- | --- | --- | --- | --- | 409 | --- | --- | --- | --- | --- | --- | 1310 | --- |
| Field Point MW-3 | Well Screen Interval (feet): 24.20-44.20 | | | | | | | | | | | | | | | | | | | | | | | | | | | | | |
| 12/05/25 | 0.0212 J | 8.68 | <0.0100 | <0.0100 | 0.0365 J | | | | <0.0500 | <0.000200 | | | <0.0500 | <0.0100 | <0.0500 | | | | | | | | 23 | <0.0250 | 3.9 | | | | 1520 | 0.524 J |
| Field Point MW-6 | Well Screen Interval (feet): 27.05-42.05 | | | | | | | | | | | | | | | | | | | | | | | | | | | | | |
| 12/05/25 | 0.0312 J | 0.562 | <0.0100 | <0.0100 | <0.0500 | | | | <0.0500 | <0.000200 | | | <0.0500 | <0.0100 | <0.0500 | | | | | | | | 3.7 | <0.0250 | 1.6 | | | | 590 | 5.97 |
| Field Point MW-11 | Well Screen Interval (feet): 29.00-44.00 | | | | | | | | | | | | | | | | | | | | | | | | | | | | | |
| 12/05/25 | 0.0104 J | 0.0447 | <0.0100 | <0.0100 | <0.0500 | | | | <0.0500 | <0.000200 | | | <0.0500 | <0.0100 | <0.0500 | | | | | | | | 190 | <0.0250 | 1.9 | | | | 891 | 7.11 |
| Field Point MW-22 | Well Screen Interval (feet): 30.00-45.00 | | | | | | | | | | | | | | | | | | | | | | | | | | | | | |
| 12/04/25 | 0.0177 J | 0.0231 | <0.0100 | <0.0100 | <0.0500 | | | | <0.0500 | <0.000200 | | | <0.0500 | <0.0100 | <0.0500 | | | | | | | | 28 | <0.0250 | 2.8 | | | | 645 | 6.28 |
| Field Point MW-27 | Well Screen Interval (feet): 35.00-50.00 | | | | | | | | | | | | | | | | | | | | | | | | | | | | | |
| 12/04/25 | 0.0136 J | 0.0497 | <0.0100 | <0.0100 | <0.0500 | | | | <0.0500 | <0.000200 | | | <0.0500 | <0.0100 | <0.0500 | | | | | | | | 280 | <0.0250 | 1.6 | | | | 976 | 4.33 |
| Field Point MW-28 | Well Screen Interval (feet): 35.00-50.00 | | | | | | | | | | | | | | | | | | | | | | | | | | | | | |
| 12/04/25 | <0.100 | 0.0415 | <0.0100 | <0.0100 | <0.0500 | | | 0.00450 J | <0.000200 | | | | <0.0500 | <0.0100 | <0.0500 | | | | | | | | 170 | <0.0250 | 1.8 | | | | 1100 | 5.21 |
| Field Point MW-29 | Well Screen Interval (feet): 35.00-50.00 | | | | | | | | | | | | | | | | | | | | | | | | | | | | | |
| 12/03/25 | <0.100 | 0.0389 | <0.0100 | <0.0100 | <0.0500 | | | | <0.0500 | <0.000200 | | | <0.0500 | <0.0100 | <0.0500 | | | | | | | | 150 | <0.0250 | 4.0 | | | | 669 | 4.90 |
| Field Point MW-30 | Well Screen Interval (feet): 35.00-50.00 | | | | | | | | | | | | | | | | | | | | | | | | | | | | | |
| 12/03/25 | <0.100 | 0.0487 | <0.0100 | <0.0100 | <0.0500 | | | | <0.0500 | <0.000200 | | | <0.0500 | <0.0100 | <0.0500 | | | | | | | | 150 | <0.0250 | 2.4 | | | | 658 | 4.02 |
| Field Point MW-31 | Well Screen Interval (feet): 35.00-50.00 | | | | | | | | | | | | | | | | | | | | | | | | | | | | | |
| 12/04/25 | 0.0103 J | 0.160 | <0.0100 | <0.0100 | <0.0500 | | | 0.00500 J | <0.000200 | | | | <0.0500 | <0.0100 | <0.0500 | | | | | | | | 84 | <0.0250 | 1.5 | | | | 726 | 4.63 |
| Field Point MW-32 | Well Screen Interval (feet): 35.00-50.00 | | | | | | | | | | | | | | | | | | | | | | | | | | | | | |
| 12/03/25 | 0.0188 J | 0.255 | <0.0100 | <0.0100 | <0.0500 | | | | <0.0500 | <0.000200 | | | <0.0500 | <0.0100 | <0.0500 | | | | | | | | 19 | <0.0250 | 1.6 | | | | 600 | 3.37 |
| Field Point MW-33 | Well Screen Interval (feet): 33.00-53.00 | | | | | | | | | | | | | | | | | | | | | | | | | | | | | |
| 12/03/25 | <0.100 | 0.297 | <0.0100 | <0.0100 | 0.0466 J | | | | <0.0500 | <0.000200 | | | <0.0500 | <0.0100 | <0.0500 | | | | | | | | 200 | <0.0250 | 3.1 | | | | 1040 | 6.28 |
| Field Point MW-34 | Well Screen Interval (feet): 33.00-53.00 | | | | | | | | | | | | | | | | | | | | | | | | | | | | | |
| 12/03/25 | <0.100 | 0.152 | <0.0100 | <0.0100 | <0.0500 | | | | <0.0500 | <0.000200 | | | <0.0500 | <0.0100 | <0.0500 | | | | | | | | 82 | <0.0250 | 2.3 | | | | 701 | 5.70 |
| Field Point MW-35 | Well Screen Interval (feet): 33.00-53.00 | | | | | | | | | | | | | | | | | | | | | | | | | | | | | |
| 12/03/25 | <0.100 | 0.120 | <0.0100 | <0.0100 | 0.0316 J | | | | <0.0500 | <0.000200 | | | <0.0500 | <0.0100 | <0.0500 | | | | | | | | 240 | <0.0250 | 2.6 | | | | 953 | 5.11 |
| Field Point MW-36 | Well Screen Interval (feet): 33.00-53.00 | | | | | | | | | | | | | | | | | | | | | | | | | | | | | |
| 12/03/25 | <0.100 | 0.0578 | <0.0100 | <0.0100 | 0.0258 J | | | | <0.0500 | <0.000200 | | | <0.0500 | <0.0100 | <0.0500 | | | | | | | | 290 | <0.0250 | 1.6 | | | | 904 | 4.85 |
| Field Point MW-37 | Well Screen Interval (feet): 33.00-53.00 | | | | | | | | | | | | | | | | | | | | | | | | | | | | | |
| 12/03/25 | <0.100 | 0.130 | <0.0100 | <0.0100 | 0.119 | | | | <0.0500 | <0.000200 | | | <0.0500 | <0.0100 | <0.0500 | | | | | | | | 180 | <0.0250 | 2.8 | | | | 743 | 4.85 |
| Field Point MW-38 | Well Screen Interval (feet): 33.00-53.00 | | | | | | | | | | | | | | | | | | | | | | | | | | | | | |
| 12/03/25 | <0.100 | 0.0969 | <0.0100 | <0.0100 | 0.0217 J | | | | <0.0500 | <0.000200 | | | <0.0500 | <0.0100 | <0.0500 | | | | | | | | 420 | <0.0250 | 2.5 | | | | 1160 | 4.18 |
| Field Point MW-39 | Well Screen Interval (feet): 28.00-50.00 | | | | | | | | | | | | | | | | | | | | | | | | | | | | | |
| 12/03/25 | <0.100 | 0.0579 | <0.0100 | <0.0100 | 0.118 | | | | <0.0500 | <0.000200 | | | <0.0500 | <0.0100 | <0.0500 | | | | | | | | 100 | <0.0250 | 3.1 | | | | 609 | 5.11 |

TABLE 3
GROUNDWATER ANALYTICAL RESULTS FOR METALS AND ADDITIONAL PARAMETERS
Former ExxonMobil Gladiola Station
Lea County, New Mexico

Notes:

Bolded values equal or exceed applicable regulatory limits.

Total naphthalene is the sum of 1-methylnaphthalene, 2-methylnaphthalene, and naphthalene.

ELEV = Elevation. Elevations are adjusted for NAPL thickness using a relative density of 0.83.

GW = Groundwater.

NAPL = Non-aqueous phase liquid.

NMED WQCC = New Mexico Environmental Department Water Quality Control Commission.

DWS = Other Standards for Domestic Water Supply with 10,000 mg/L TDS or less (20.6.2.3103 NMAC).

HHS = Human Health Standard for groundwater with 10,000 mg/L TDS or less (20.6.2.3103 NMAC).

IU = Irrigation Use Standard for groundwater with 10,000 mg/L TDS or less (20.6.2.3103 NMAC).

TOC = Top of casing.

TDS = Total dissolved solids.

µg/L = Micrograms per liter.

mg/L = Milligrams per liter.

BDL = Below laboratory detection limits.

< = Not detected at or above stated laboratory reporting limit.

A-01 = Could not obtain constant weight.

B = Analyte reported in associated method or trip blank.

D = Duplicate.

H = Analyzed outside the recommended hold time.

J = Estimated value between method detection limit and practical quantitation limit.

R1 = The relative percent difference between the primary and confirmatory analysis exceeded 40%; the higher value was reported.

R10 = The relative percent difference between the primary and confirmatory analysis exceeded 40%; the lower value was reported due to apparent chromatographic problems.

R12 = The relative percent difference between the primary and confirmatory analysis exceeded 40%; the lower value was reported.

X = Pre-purge/no-purge sample.

(a) = Analyzed by EPA Method 8310.

(b) = Analyzed by EPA Method 8260B.

(c) = Analyzed method unknown.

(d) = Analyzed to determine the presense of NAPL.

(e) = Insufficient water to purge.

(f) = DTW measured in the field indicates less than 6 inches of water in the well, which is not representative of the actual groundwater table.

Groundwater elevation not calculated, data not used to compile groundwater elevation map.

(g) = Insufficient containers for analysis.

(h) = Method detection limit.

TABLE 4
CUMULATIVE WATER LEVEL MEASUREMENTS AND GROUNDWATER ANALYSES

Former ExxonMobil Gladiola Station
 Lea County, New Mexico

| Date | TOC Elev (feet) | GW Depth (feet) | GW Elev (feet) | NAPL (feet) | Benzene (mg/L) | Toluene (mg/L) | Ethylbenzene (mg/L) | Xylenes (mg/L) |
|-------------------------|---|-----------------|----------------|-------------|----------------|----------------|---------------------|----------------|
| NMED WQCC HHS | | | | | 0.005 | 1 | 0.7 | 0.62 |
| Field Point MW-1 | Well Screen Interval (feet): 22.71-42.71 | | | | | | | |
| 05/17/04 | 3863.81 | 32.74 | 3831.07 | 0.00 | | | | |
| 11/30/04 | 3863.81 | 30.83 | 3835.00 | 2.43 | | | | |
| 05/05/05 | 3863.81 | 29.20 | 3835.25 | 0.77 | | | | |
| 07/24/06 | 3863.81 | 28.71 | 3835.58 | 0.58 | 1.6 | 0.236 | 0.181 | 0.815 |
| 02/08/07 | 3863.81 | 28.92 | 3835.27 | 0.46 | 1.1 | 0.106 | 0.362 | 1.46 |
| 04/15/08 | 3863.81 | 29.45 | 3834.68 | 0.39 | | | | |
| 09/21/08 | 3863.81 | | | | | | | |
| 09/26/08 | 3863.81 | 29.58 | 3834.51 | 0.34 | 1.03 | 0.00434 | 0.551 | 1.63 |
| 02/15/09 | 3863.81 | 30.50 | 3833.60 | 0.35 | | | | |
| 05/19/09 | 3863.81 | 30.85 | 3833.32 | 0.43 | 1.12 | 0.00132 | 0.563 | 1.22 |
| 08/19/09 | 3865.14 | 31.75 | 3833.68 | 0.35 | 1.06 | 0.227 | 0.67 | 1.51 |
| 10/30/09 | 3865.14 | 31.73 | 3833.64 | 0.28 | 1.01 | 0.00225 | 0.774 | 1.63 |
| 10/12/11 | 3865.14 | 34.60 | 3831.00 | 0.55 | | | | |
| 02/22/12 | 3865.14 | 34.85 | 3830.66 | 0.45 | | | | |
| 07/17/12 | 3866.63 | 35.26 | 3831.77 | 0.48 | | | | |
| 10/03/12 | 3866.63 | 35.42 | 3831.58 | 0.45 | | | | |
| 05/14/13 | 3866.63 | 35.83 | 3831.12 | 0.39 | | | | |
| 01/27/14 | 3866.63 | 36.83 | 3830.57 | 0.93 | | | | |
| 06/17/14 | 3866.63 | 36.92 | 3830.19 | 0.58 | | | | |
| 11/18/14 | 3866.63 | 36.94 | 3830.19 | 0.60 | | | | |
| 12/07/15 | 3866.63 | 36.87 | 3830.11 | 0.42 | | | | |
| 04/26/16 | 3866.63 | 37.20 | 3829.73 | 0.36 | | | | |
| 10/24/16 | 3866.63 | 36.64 | 3830.17 | 0.22 | | | | |
| 05/22/17 | 3866.63 | 37.41 | 3829.56 | 0.41 | | | | |
| 11/28/17 | 3866.63 | 37.18 | 3829.67 | 0.27 | | | | |
| 07/17/18 | 3866.77 | 37.52 | 3829.57 | 0.38 | | | | |
| 03/04/19 | 3866.77 | 37.82 | 3829.32 | 0.44 | | | | |
| 10/01/19 | 3866.77 | 37.82 | 3829.25 | 0.36 | | | | |
| 06/23/20 | 3866.77 | 37.89 | 3829.19 | 0.37 | | | | |
| 12/14/20 | 3866.77 | 38.20 | 3828.60 | 0.04 | | | | |
| 06/29/21 | 3866.77 | 37.92 | 3828.97 | 0.14 | | | | |
| 12/20/21 | 3866.77 | 37.86 | 3829.01 | 0.12 | | | | |
| 05/24/22 | 3866.77 | 37.89 | 3828.89 | 0.01 | | | | |
| 12/28/22 | 3866.77 | 38.12 | 3828.74 | 0.11 | | | | |
| 06/13/23 | 3866.77 | 38.21 | 3828.64 | 0.10 | | | | |
| 09/08/23 | 3866.77 | 38.25 | 3828.62 | 0.12 | | | | |
| 12/05/23 | 3866.77 | 38.36 | 3828.55 | 0.16 | | | | |
| 06/02/24 | 3866.77 | 38.35 | 3828.54 | 0.14 | | | | |
| 12/16/24 | 3866.77 | 38.60 | 3828.34 | 0.20 | | | | |
| 06/16/25 | 3866.77 | 38.72 | 3828.23 | 0.22 | | | | |
| 12/02/25 | 3866.77 | 38.70 | 3828.22 | 0.18 | | | | |
| Field Point MW-2 | Well Screen Interval (feet): 27.59-47.59 | | | | | | | |
| 05/17/04 | 3867.89 | 37.04 | 3830.85 | 0.00 | | | | |
| 11/30/04 | 3867.89 | 35.61 | 3833.88 | 1.93 | | | | |
| 05/05/05 | 3867.89 | 33.36 | 3834.90 | 0.45 | | | | |
| 07/25/06 | 3867.89 | 33.14 | 3834.95 | 0.24 | 0.00492 | 0.0142 | 0.142 | 0.166 |
| 02/08/07 | 3867.89 | 33.07 | 3834.92 | 0.12 | 0.0550 | 0.0111 | 0.0726 | 0.105 |

TABLE 4
CUMULATIVE WATER LEVEL MEASUREMENTS AND GROUNDWATER ANALYSES

Former ExxonMobil Gladiola Station
 Lea County, New Mexico

| Date | TOC Elev (feet) | GW Depth (feet) | GW Elev (feet) | NAPL (feet) | Benzene (mg/L) | Toluene (mg/L) | Ethylbenzene (mg/L) | Xylenes (mg/L) |
|-------------------------|---|-----------------|----------------|-------------|--|----------------|---------------------|----------------|
| NMED WQCC HHS | | | | | 0.005 | 1 | 0.7 | 0.62 |
| Field Point MW-2 | Well Screen Interval (feet): 27.59-47.59 | | | | | | | |
| 04/15/08 | 3867.89 | 38.81 | 3834.43 | 6.44 | | | | |
| 09/22/08 | 3867.89 | | | | | | | |
| 09/26/08 | 3867.89 | 38.97 | 3833.94 | 6.05 | 2.57 | 2.66 | 0.504 | 1.210 |
| 02/15/09 | 3867.89 | 38.95 | 3833.45 | 5.43 | | | | |
| 05/19/09 | 3867.89 | 38.63 | 3833.09 | 4.62 | Not sampled - NAPL entered bailer during each attempt. | | | |
| 08/19/09 | 3867.89 | 39.00 | 3832.92 | 4.85 | 2.70 | 2.44 | 0.495 | 1.110 |
| 10/30/09 | 3867.89 | 38.98 | 3832.87 | 4.77 | 3.25 | <0.00100 | 0.381 | 0.675 |
| 10/12/11 | 3867.89 | 39.46 | 3830.82 | 2.88 | | | | |
| 02/22/12 | 3867.89 | 39.73 | 3830.48 | 2.80 | | | | |
| 07/17/12 | 3869.40 | 40.19 | 3831.64 | 2.93 | | | | |
| 10/03/12 | 3869.40 | 40.29 | 3831.45 | 2.82 | | | | |
| 05/14/13 | 3869.40 | 40.72 | 3830.96 | 2.75 | | | | |
| 01/27/14 | 3869.40 | 40.11 | 3830.39 | 1.33 | | | | |
| 06/17/14 - 10/01/19 | 3869.40 | | | | Inaccessible - Stick-up well casing damaged. | | | |
| 06/23/20 | 3869.40 | Dry | | 0.00 | Well filled with silt up to the groundwater level. | | | |
| 12/14/20 | 3869.40 | Dry | | | | | | |
| 06/29/21 | 3869.40 | Dry | | | | | | |
| 12/20/21 | 3869.40 | 41.18 | 3828.28 | 0.07 | | | | |
| 05/24/22 | 3869.40 | 41.38 | 3828.16 | 0.17 | | | | |
| 12/28/22 | 3869.40 | 41.48 | 3828.06 | 0.17 | | | | |
| 06/13/23 | 3869.40 | 47.10 | 3822.38 | 0.10 | | | | |
| 09/08/23 | 3869.40 | 41.47 | 3827.94 | 0.01 | | | | |
| 12/07/23 | 3869.40 | 41.50 | 3827.92 | 0.03 | | | | |
| 06/02/24 | 3869.40 | 41.60 | 3827.87 | 0.08 | | | | |
| 12/16/24 | 3869.40 | 41.74 | 3827.67 | 0.01 | | | | |
| 06/16/25 | 3869.40 | 42.00 | 3827.54 | 0.17 | | | | |
| 12/02/25 | 3869.40 | 41.95 | 3827.53 | 0.10 | | | | |
| Field Point MW-3 | Well Screen Interval (feet): 24.20-44.20 | | | | | | | |
| 05/17/04 | 3863.72 | 32.79 | 3830.93 | 0.00 | | | | |
| 11/30/04 | 3863.72 | 30.08 | 3834.01 | 0.44 | | | | |
| 05/05/05 | 3863.72 | 28.90 | 3835.02 | 0.24 | | | | |
| 07/24/06 | 3863.72 | 28.87 | 3835.06 | 0.25 | 0.0452 | 0.00715 | 0.0974 | 0.015 |
| 02/08/07 | 3863.72 | 28.79 | 3835.02 | 0.11 | 0.586 | 0.00522 | 0.114 | 0.360 |
| 04/15/08 | 3863.72 | 29.42 | 3834.48 | 0.22 | | | | |
| 09/22/08 | 3863.72 | | | | | | | |
| 09/26/08 | 3863.72 | 29.99 | 3833.90 | 0.20 | 1.55 | <0.00100 | 0.133 | 0.310 |
| 02/15/09 | 3863.72 | 29.90 | 3833.94 | 0.15 | | | | |
| 05/19/09 | 3863.72 | 30.82 | 3833.14 | 0.29 | 1.2 | <0.00100 | 0.116 | 0.206 |
| 08/19/09 | 3863.72 | 31.15 | 3832.86 | 0.35 | 2.05 | <0.00100 | 0.174 | 0.317 |
| 10/30/09 | 3863.72 | 31.16 | 3832.83 | 0.33 | 1.96 | <0.00100 | 0.166 | 0.320 |
| 10/12/11 | 3863.72 | 33.10 | 3830.94 | 0.38 | | | | |
| 02/22/12 | 3863.72 | 33.30 | 3830.58 | 0.19 | | | | |
| 07/17/12 | 3865.25 | 33.80 | 3831.71 | 0.31 | | | | |
| 10/03/12 | 3865.25 | 33.94 | 3831.51 | 0.24 | | | | |
| 05/14/13 | 3865.25 | 34.31 | 3831.04 | 0.12 | | | | |
| 01/27/14 | 3865.25 | 35.04 | 3830.47 | 0.31 | | | | |
| 06/17/14 | 3865.25 | 35.33 | 3830.13 | 0.25 | | | | |

TABLE 4
CUMULATIVE WATER LEVEL MEASUREMENTS AND GROUNDWATER ANALYSES

Former ExxonMobil Gladiola Station
 Lea County, New Mexico

| Date | TOC Elev (feet) | GW Depth (feet) | GW Elev (feet) | NAPL (feet) | Benzene (mg/L) | Toluene (mg/L) | Ethylbenzene (mg/L) | Xylenes (mg/L) |
|-------------------------|---|-----------------|----------------|-------------|-------------------------------|----------------|---------------------|----------------|
| NMED WQCC HHS | | | | | 0.005 | 1 | 0.7 | 0.62 |
| Field Point MW-3 | Well Screen Interval (feet): 24.20-44.20 | | | | | | | |
| 11/18/14 | 3865.25 | 35.34 | 3830.02 | 0.13 | | | | |
| 12/07/15 | 3865.25 | 35.39 | 3829.93 | 0.09 | | | | |
| 04/26/16 | 3865.25 | 35.69 | 3829.71 | 0.18 | | | | |
| 10/24/16 | 3865.25 | 35.42 | 3829.93 | 0.12 | | | | |
| 05/22/17 | 3865.25 | 35.80 | 3829.52 | 0.09 | | | | |
| 11/28/17 | 3865.25 | 35.70 | 3829.57 | 0.02 | Insufficient water to sample. | | | |
| 07/17/18 | 3865.34 | 35.80 | 3829.54 | 0.00 | | | | |
| 03/04/19 | 3865.34 | 36.13 | 3829.21 | 0.00 | | | | |
| 10/01/19 | 3865.34 | 36.11 | 3829.23 | 0.00 | | | | |
| 06/23/20 | 3865.34 | 36.16 | 3829.18 | 0.00 | Insufficient water to sample. | | | |
| 12/14/20 | 3865.34 | 36.38 | 3828.96 | 0.00 | | | | |
| 12/16/20 | 3865.34 | | | | 0.55 | <0.0040 | 0.43 | <0.0080 |
| 06/29/21 | 3865.34 | 36.48 | 3828.86 | 0.00 | | | | |
| 07/01/21 | 3865.34 | | | | 0.54 | <0.0050 | 0.46 | <0.010 |
| 12/20/21 | 3865.34 | 36.42 | 3828.92 | 0.00 | | | | |
| 12/22/21 | 3865.34 | | | | 0.66 | <0.0050 | 0.54 | <0.010 |
| 05/26/22 | 3865.34 | 36.81 | 3828.53 | 0.00 | 0.51 | <0.0050 | 0.48 | <0.010 |
| 12/28/22 | 3865.34 | 36.76 | 3828.58 | 0.00 | | | | |
| 12/30/22 | 3865.34 | | | | 0.45 | <0.0050 | 0.43 | <0.010 |
| 06/20/23 | 3865.34 | 38.85 | 3826.49 | 0.00 | | | | |
| 06/21/23 | 3865.34 | | | | 0.48 | <0.0050 | 0.41 | <0.010 |
| 06/21/23 D | 3865.34 | | | | 0.49 | <0.0050 | 0.42 | <0.010 |
| 09/08/23 | 3865.34 | | | | Well not gauged or sampled. | | | |
| 12/07/23 | 3865.34 | 36.92 | 3828.42 | 0.00 | 0.35 | <0.0050 | 0.34 | <0.010 |
| 06/04/24 | 3865.34 | 36.87 | 3828.47 | 0.00 | 0.36 | <0.0050 | 0.34 | <0.010 |
| 12/19/24 | 3865.34 | 37.05 | 3828.29 | 0.00 | 0.35 | <0.0050 | 0.30 | <0.010 |
| 06/18/25 | 3865.34 | 37.27 | 3828.07 | 0.00 | 0.250 | <0.0050 | 0.300 | <0.010 |
| 12/05/25 | 3865.34 | 37.19 | 3828.15 | 0.00 | 0.21 | <0.0050 | 0.26 | <0.010 |
| Field Point MW-4 | Well Screen Interval (feet): 23.97-38.97 | | | | | | | |
| 07/25/06 | 3864.66 | 29.57 | 3835.09 | 0.00 | 3.14 | 0.0387 | 0.153 | 0.318 |
| 02/07/07 | 3864.66 | 29.66 | 3835.00 | 0.00 | 2.78 | 0.0239 | 0.215 | 0.451 |
| 04/15/08 | 3864.66 | 30.21 | 3834.45 | 0.00 | 3.39 | 0.0151 | 0.337 | 0.662 |
| 09/21/08 | 3864.66 | | | | | | | |
| 09/26/08 | 3864.66 | 30.75 | 3833.93 | 0.02 | 2.95 | 0.0276 | 0.328 | 0.688 |
| 02/15/09 | 3864.66 | 31.09 | 3833.58 | 0.01 | | | | |
| 05/19/09 | 3864.66 | 31.73 | 3833.10 | 0.20 | 1.93 | 0.00189 | 0.170 | 0.546 |
| 08/19/09 | 3864.66 | 31.82 | 3832.98 | 0.17 | 2.89 | <0.00100 | 0.336 | 0.600 |
| 10/30/09 | 3864.66 | 31.80 | 3832.96 | 0.12 | 2.92 | 0.0011 | 0.347 | 0.619 |
| 10/12/11 | 3864.66 | 34.09 | 3830.91 | 0.41 | | | | |
| 02/22/12 | 3864.66 | 34.58 | 3830.54 | 0.56 | | | | |
| 07/17/12 | 3866.18 | 35.21 | 3831.78 | 0.97 | | | | |
| 10/03/12 | 3866.18 | 36.07 | 3831.51 | 1.69 | | | | |
| 05/14/13 | 3866.18 | 35.53 | 3831.22 | 0.69 | | | | |
| 01/27/14 | 3866.18 | 36.77 | 3830.47 | 1.28 | | | | |
| 06/17/14 | 3866.18 | 36.76 | 3830.12 | 0.84 | | | | |
| 11/18/14 | 3866.18 | 36.79 | 3830.04 | 0.78 | | | | |
| 12/07/15 | 3866.18 | 36.71 | 3829.99 | 0.63 | | | | |

TABLE 4
CUMULATIVE WATER LEVEL MEASUREMENTS AND GROUNDWATER ANALYSES

Former ExxonMobil Gladiola Station
 Lea County, New Mexico

| Date | TOC Elev (feet) | GW Depth (feet) | GW Elev (feet) | NAPL (feet) | Benzene (mg/L) | Toluene (mg/L) | Ethylbenzene (mg/L) | Xylenes (mg/L) |
|-------------------------|---|-----------------|----------------|-------------|----------------|----------------|---------------------|----------------|
| NMED WQCC HHS | | | | | 0.005 | 1 | 0.7 | 0.62 |
| Field Point MW-4 | Well Screen Interval (feet): 23.97-38.97 | | | | | | | |
| 04/26/16 | 3866.18 | 36.78 | 3829.72 | 0.38 | | | | |
| 10/24/16 | 3866.18 | 36.60 | 3829.89 | 0.37 | | | | |
| 05/22/17 | 3866.18 | 37.15 | 3829.53 | 0.60 | | | | |
| 11/28/17 | 3866.18 | 37.03 | 3829.59 | 0.53 | | | | |
| 07/17/18 | 3866.32 | 37.22 | 3829.38 | 0.34 | | | | |
| 03/04/19 | 3866.32 | 37.53 | 3829.30 | 0.62 | | | | |
| 10/01/19 | 3866.32 | 37.61 | 3829.21 | 0.60 | | | | |
| 06/23/20 | 3866.32 | 37.62 | 3829.18 | 0.58 | | | | |
| 12/14/20 | 3866.32 | 37.80 | 3828.96 | 0.53 | | | | |
| 06/29/21 | 3866.32 | 37.65 | 3828.94 | 0.33 | | | | |
| 12/20/21 | 3866.32 | 37.59 | 3828.96 | 0.28 | | | | |
| 05/24/22 | 3866.32 | 37.65 | 3828.84 | 0.21 | | | | |
| 12/28/22 | 3866.32 | 37.97 | 3828.47 | 0.14 | | | | |
| 06/20/23 | 3866.32 | 38.10 | 3828.31 | 0.11 | | | | |
| 09/08/23 | 3866.32 | 37.95 | 3828.58 | 0.25 | | | | |
| 12/07/23 | 3866.32 | 37.90 | 3828.59 | 0.20 | | | | |
| 06/02/24 | 3866.32 | 37.92 | 3828.52 | 0.14 | | | | |
| 12/16/24 | 3866.32 | 38.10 | 3828.34 | 0.15 | | | | |
| 06/16/25 | 3866.32 | 38.25 | 3828.24 | 0.20 | | | | |
| 12/02/25 | 3866.32 | 38.22 | 3828.22 | 0.14 | | | | |
| Field Point MW-5 | Well Screen Interval (feet): 27.19-47.19 | | | | | | | |
| 07/20/06 | 3866.99 | 31.82 | 3835.17 | 0.00 | 6.93 | 0.374 | 0.567 | 1.14 |
| 02/07/07 | 3866.99 | 31.93 | 3835.06 | 0.00 | 6.91 | 0.297 | 0.905 | 1.74 |
| 04/15/08 | 3866.99 | 32.45 | 3834.54 | 0.00 | 5.44 | 0.0686 | 0.763 | 1.33 |
| 09/21/08 | 3866.99 | | | | | | | |
| 09/26/08 | 3866.99 | 33.07 | 3833.92 | 0.00 | 6.17 | 0.0979 | 0.736 | 1.220 |
| 02/06/09 | 3866.99 | 33.54 | 3833.45 | 0.00 | 5.61 | 0.0514 | 0.849 | 1.410 |
| 02/06/09 D | 3866.99 | 33.54 | 3833.45 | 0.00 | 5.26 | 0.0438 | 0.835 | 1.320 |
| 05/19/09 | 3866.99 | 33.83 | 3833.16 | 0.00 | 5.08 | 0.0436 | 0.681 | 1.180 |
| 08/19/09 | 3866.99 | 34.15 | 3832.84 | 0.00 | 4.68 | 0.0567 | 0.726 | 0.932 |
| 08/19/09 D | 3866.99 | 34.15 | 3832.84 | 0.00 | 4.79 | 0.0732 | 0.709 | 1.100 |
| 10/30/09 | 3866.99 | 34.35 | 3832.64 | 0.00 | 5.01 | 0.0933 | 0.713 | 1.25 |
| 10/12/11 | 3866.99 | 36.02 | 3830.97 | 0.00 | 3.5 | 0.00678 | 0.521 | 0.431 |
| 10/12/11 D | 3866.99 | 36.02 | 3830.97 | 0.00 | 3.47 | 0.00666 | 0.52 | 0.407 |
| 02/22/12 | 3866.99 | 36.85 | 3830.14 | 0.00 | 3.75 | 0.00125 | 0.54 | 0.626 |
| 02/22/12 D | 3866.99 | 36.85 | 3830.14 | 0.00 | 3.65 | <0.00100 | 0.516 | 0.593 |
| 07/17/12 | 3868.54 | 36.70 | 3831.84 | 0.00 | 2.68 | <0.00100 | 0.419 | 0.262 |
| 07/17/12 D | 3868.54 | 36.70 | 3831.84 | 0.00 | 2.62 | <0.00100 | 0.39 | 0.251 |
| 10/03/12 | 3868.54 | 37.54 | 3831.00 | 0.00 | 2.91 | <0.00100 | 0.49 | 0.667 |
| 10/03/12 D | 3868.54 | 37.54 | 3831.00 | 0.00 | 2.97 | <0.00100 | 0.501 | 0.683 |
| 05/15/13 | 3868.54 | 37.47 | 3831.05 | 0.10 | | | | |
| 01/28/14 | 3868.54 | 38.90 | 3830.47 | 1.00 | | | | |
| 06/18/14 | 3868.54 | 39.13 | 3830.17 | 0.91 | | | | |
| 11/18/14 | 3868.54 | 40.01 | 3829.95 | 1.71 | | | | |
| 12/07/15 | 3868.54 | 41.09 | 3829.92 | 2.98 | | | | |
| 04/26/16 | 3868.54 | 39.48 | 3829.76 | 0.84 | | | | |
| 10/24/16 | 3868.54 | 39.59 | 3829.80 | 1.02 | | | | |

TABLE 4
CUMULATIVE WATER LEVEL MEASUREMENTS AND GROUNDWATER ANALYSES

Former ExxonMobil Gladiola Station
 Lea County, New Mexico

| Date | TOC Elev (feet) | GW Depth (feet) | GW Elev (feet) | NAPL (feet) | Benzene (mg/L) | Toluene (mg/L) | Ethylbenzene (mg/L) | Xylenes (mg/L) |
|-------------------------|---|-----------------|----------------|-------------|---------------------------------------|----------------|---------------------|----------------|
| NMED WQCC HHS | | | | | 0.005 | 1 | 0.7 | 0.62 |
| Field Point MW-5 | Well Screen Interval (feet): 27.19-47.19 | | | | | | | |
| 05/22/17 | 3868.54 | 39.80 | 3829.66 | 1.11 | | | | |
| 11/28/17 | 3868.54 | 40.06 | 3829.52 | 1.25 | | | | |
| 07/17/18 | 3868.65 | 40.03 | 3829.62 | 1.21 | | | | |
| 03/04/19 | 3868.65 | 40.33 | 3829.38 | 1.28 | | | | |
| 10/01/19 | 3868.65 | 39.14 | 3830.32 | 0.97 | | | | |
| 06/23/20 | 3868.65 | 40.20 | 3829.28 | 1.00 | | | | |
| 12/14/20 | 3868.65 | 39.97 | 3829.11 | 0.52 | | | | |
| 06/29/21 | 3868.65 | 40.00 | 3828.99 | 0.41 | | | | |
| 12/20/21 | 3868.65 | 39.99 | 3829.08 | 0.50 | | | | |
| 05/24/22 | 3868.65 | 39.98 | 3828.98 | 0.37 | | | | |
| 12/28/22 | 3868.65 | 40.11 | 3828.86 | 0.39 | | | | |
| 06/13/23 | 3868.65 | 40.12 | 3828.79 | 0.31 | | | | |
| 09/08/23 | 3868.65 | | | | Well not gauged or sampled. | | | |
| 12/05/23 | 3868.65 | 39.9 | 3828.89 | 0.17 | | | | |
| 06/01/24 | 3868.65 | 40.25 | 3828.67 | 0.32 | | | | |
| 12/16/24 | 3868.65 | 40.60 | 3828.43 | 0.46 | | | | |
| 06/16/25 | 3868.65 | 40.62 | 3828.38 | 0.42 | | | | |
| 12/02/25 | 3868.65 | 40.58 | 3828.39 | 0.38 | | | | |
| Field Point MW-6 | Well Screen Interval (feet): 27.05-42.05 | | | | | | | |
| 07/21/06 | 3867.00 | 31.84 | 3835.16 | 0.00 | 0.034 | 0.001 | 0.001 | 0.0531 |
| 02/07/07 | 3867.00 | 31.93 | 3835.07 | 0.00 | 0.00667 | <0.00100 | <0.00100 | 0.0245 |
| 04/15/08 | 3867.00 | 32.51 | 3834.49 | 0.00 | 1.34 | <0.00100 | <0.00100 | <0.00300 |
| 09/21/08 | 3867.00 | | | | | | | |
| 09/26/08 | 3867.00 | 33.08 | 3833.92 | 0.00 | 0.00261 | <0.00100 | <0.00100 | <0.00300 |
| 02/06/09 | 3867.00 | 33.51 | 3833.49 | 0.00 | 0.00143 | <0.00100 | <0.00100 | <0.00300 |
| 05/18/09 | 3867.00 | 33.87 | 3833.13 | 0.00 | 0.00184 | <0.00100 | <0.00100 | <0.00300 |
| 08/19/09 | 3867.00 | 34.15 | 3832.85 | 0.00 | <0.00100 | <0.00100 | <0.00100 | <0.00300 |
| 10/30/09 | 3867.00 | 34.35 | 3832.65 | 0.00 | <0.00100 | <0.00100 | <0.00100 | <0.00300 |
| 11/19/09 | 3867.00 | 34.42 | 3832.58 | 0.00 | | | | |
| 10/13/11 | 3867.00 | 36.14 | 3830.86 | 0.00 | | | | |
| 02/22/12 | 3867.00 | 38.65 | 3828.35 | 0.00 | <0.00100 | <0.00100 | <0.00100 | <0.00300 |
| 07/17/12 | 3868.52 | 36.78 | 3831.74 | 0.00 | <0.00100 | <0.00100 | <0.00100 | <0.00300 |
| 10/03/12 | 3868.52 | 37.40 | 3831.12 | 0.00 | <0.00100 | <0.00100 | <0.00100 | <0.00300 |
| 05/15/13 | 3868.52 | 37.49 | 3831.03 | 0.00 | 0.000202 J | <0.00017 | <0.00019 | <0.00018 |
| 01/28/14 | 3868.52 | 38.07 | 3830.45 | 0.00 | <0.0002 | <0.00017 | <0.00019 | <0.00058 |
| 06/18/14 | 3868.52 | 38.38 | 3830.14 | 0.00 | <0.0002 | <0.00017 | <0.00019 | <0.00038 |
| 11/19/14 | 3868.52 | 38.54 | 3829.98 | 0.00 | <0.00100 | <0.00100 | <0.00100 | <0.002 |
| 12/08/15 | 3868.52 | 38.60 | 3829.92 | 0.00 | <0.00100 | <0.00100 | <0.00100 | <0.00300 |
| 04/26/16 | 3868.52 | 38.91 | 3829.61 | 0.00 | <0.00100 | <0.00100 | <0.00100 | <0.00300 |
| 10/24/16 | 3868.52 | 38.79 | 3829.73 | 0.00 | | | | |
| 10/25/16 | 3868.52 | | | | Unable to sample due to silt in pump. | | | |
| 05/22/17 | 3868.52 | 38.93 | 3829.59 | 0.00 | | | | |
| 05/24/17 | 3868.52 | | | | <0.00050 | <0.00050 | <0.00050 | <0.00050 |
| 11/28/17 | 3868.52 | 38.91 | 3829.61 | 0.00 | | | | |
| 11/29/17 | 3868.52 | | | | <0.00050 | <0.00050 | <0.00050 | <0.00050 |
| 07/17/18 | 3868.66 | 39.02 | 3829.64 | 0.00 | | | | |
| 07/20/18 | 3868.66 | | | | <0.00050 | <0.00050 | <0.00050 | <0.00050 |

TABLE 4
CUMULATIVE WATER LEVEL MEASUREMENTS AND GROUNDWATER ANALYSES

Former ExxonMobil Gladiola Station
 Lea County, New Mexico

| Date | TOC Elev (feet) | GW Depth (feet) | GW Elev (feet) | NAPL (feet) | Benzene (mg/L) | Toluene (mg/L) | Ethylbenzene (mg/L) | Xylenes (mg/L) |
|-------------------------|---|-----------------|----------------|-------------|-------------------------------|----------------|---------------------|----------------|
| NMED WQCC HHS | | | | | 0.005 | 1 | 0.7 | 0.62 |
| Field Point MW-6 | Well Screen Interval (feet): 27.05-42.05 | | | | | | | |
| 03/07/19 | 3868.66 | 39.26 | 3829.40 | 0.00 | <0.00050 | <0.00050 | <0.00050 | <0.00050 |
| 10/01/19 | 3868.66 | 39.32 | 3829.34 | 0.00 | Insufficient water to sample. | | | |
| 06/23/20 | 3868.66 | 39.35 | 3829.31 | 0.00 | Insufficient water to sample. | | | |
| 12/14/20 | 3868.66 | 39.49 | 3829.17 | 0.00 | Insufficient water to sample. | | | |
| 06/29/21 | 3868.66 | 39.65 | 3829.01 | 0.00 | | | | |
| 07/01/21 | 3868.66 | | | | <0.00050 | <0.00050 | <0.00050 | <0.0010 |
| 12/20/21 | 3868.66 | 39.53 | 3829.13 | 0.00 | | | | |
| 12/22/21 | 3868.66 | | | | <0.00050 | <0.00050 | <0.00050 | <0.0010 |
| 05/26/22 | 3868.66 | 39.78 | 3828.88 | 0.00 | <0.00050 | <0.00050 | <0.00050 | <0.0010 |
| 12/28/22 | 3868.66 | 39.86 | 3828.80 | 0.00 | | | | |
| 12/29/22 | 3868.66 | | | | <0.0010 | <0.0010 | <0.0010 | <0.0020 |
| 06/20/23 | 3868.44 | 40.01 | 3828.51 | 0.10 | | | | |
| 09/08/23 | 3868.44 | | | | Well not gauged or sampled. | | | |
| 12/07/23 | 3868.44 | 40.10 | 3828.34 | 0.00 | <0.00050 | <0.00050 | <0.00050 | <0.0010 |
| 06/04/24 | 3868.44 | 40.32 | 3828.12 | 0.00 | (g) | (g) | (g) | (g) |
| 12/19/24 | 3868.44 | 40.30 | 3828.14 | 0.00 | <0.00050 | <0.00050 | 0.00019 J | <0.0010 |
| 06/19/25 | 3868.44 | Dry | | | | | | |
| 12/05/25 | 3868.44 | 40.79 | 3827.65 | 0.00 | <0.00050 | <0.00050 | <0.00050 | <0.0010 |
| Field Point MW-7 | Well Screen Interval (feet): 24.35-39.35 | | | | | | | |
| 07/25/06 | 3864.14 | 29.05 | 3835.09 | 0.00 | 0.0279 | 0.00113 | 0.00385 | 0.0288 |
| 02/07/07 | 3864.14 | 29.08 | 3835.06 | 0.00 | 0.0332 | <0.00100 | 0.0244 | 0.0276 |
| 04/15/08 | 3864.14 | 29.67 | 3834.47 | 0.00 | 0.0147 | <0.00100 | 0.00422 | 0.0167 |
| 09/20/08 | 3864.14 | | | | | | | |
| 09/26/08 | 3864.14 | 30.17 | 3833.97 | 0.00 | 0.0194 | <0.00100 | 0.00260 | 0.0161 |
| 02/05/09 | 3864.14 | 30.54 | 3833.60 | 0.00 | 0.0158 | <0.00100 | 0.00424 | 0.0122 |
| 05/18/09 | 3864.14 | 31.08 | 3833.06 | 0.00 | 0.0138 | <0.00100 | 0.00270 | 0.0107 |
| 08/19/09 | 3864.14 | 31.20 | 3832.94 | 0.00 | 0.0250 | <0.00100 | <0.00100 | 0.0160 |
| 10/30/09 | 3864.14 | 31.29 | 3832.85 | 0.00 | 0.0363 | <0.00100 | 0.00193 | 0.0356 |
| 10/13/11 | 3864.14 | 33.24 | 3830.90 | 0.00 | 0.0115 | <0.00100 | <0.00100 | <0.00300 |
| 02/22/12 | 3864.14 | 34.20 | 3829.94 | 0.00 | 0.0348 | <0.00100 | 0.0026 | <0.00300 |
| 07/17/12 | 3865.67 | 33.96 | 3831.73 | 0.02 | | | | |
| 10/03/12 | 3865.67 | 34.16 | 3831.52 | 0.01 | | | | |
| 05/14/13 | 3865.67 | 35.96 | 3829.98 | 0.32 | | | | |
| 01/27/14 | 3865.67 | 35.22 | 3830.47 | 0.03 | | | | |
| 06/17/14 | 3865.67 | 35.54 | 3830.13 | 0.00 | | | | |
| 11/18/14 | 3865.67 | 35.64 | 3830.03 | 0.00 | | | | |
| 12/07/15 | 3865.67 | 35.76 | 3829.92 | 0.01 | | | | |
| 04/26/16 | 3865.67 | 36.00 | 3829.68 | 0.01 | | | | |
| 10/24/16 | 3865.67 | 35.84 | 3829.83 | (d) | | | | |
| 05/22/17 | 3865.67 | Dry | | | | | | |
| 11/28/17 | 3865.67 | 36.11 | 3829.56 | 0.00 | | | | |
| 07/17/18 | 3865.76 | Dry | | | | | | |
| 03/04/19 | 3865.76 | Dry | | | | | | |
| 10/01/19 | 3865.76 | Dry | | | | | | |
| 06/23/20 | 3865.76 | Dry | | | | | | |
| 12/14/20 | 3865.76 | Dry | | | | | | |
| 06/29/21 | 3865.76 | Dry | | | | | | |

TABLE 4
CUMULATIVE WATER LEVEL MEASUREMENTS AND GROUNDWATER ANALYSES

Former ExxonMobil Gladiola Station
 Lea County, New Mexico

| Date | TOC Elev (feet) | GW Depth (feet) | GW Elev (feet) | NAPL (feet) | Benzene (mg/L) | Toluene (mg/L) | Ethylbenzene (mg/L) | Xylenes (mg/L) |
|-------------------------|-----------------|---|----------------|-------------|--|----------------|---------------------|----------------|
| NMED WQCC HHS | | | | | 0.005 | 1 | 0.7 | 0.62 |
| Field Point MW-7 | | Well Screen Interval (feet): 24.35-39.35 | | | | | | |
| 12/20/21 | 3865.76 | Dry | | | | | | |
| 05/24/22 | 3865.76 | Dry | | | | | | |
| 12/28/22 | 3865.76 | Dry | | | | | | |
| 06/20/23 | 3865.76 | Dry | | | | | | |
| 09/08/23 | 3865.76 | | | | Well not gauged or sampled. | | | |
| 12/05/23 | 3865.76 | Dry | | | | | | |
| 06/02/24 | 3865.76 | Dry | | | | | | |
| 12/16/24 | 3865.76 | Dry | | | | | | |
| 06/19/25 | 3865.76 | Dry | | | | | | |
| 12/02/25 | 3865.76 | | | | Well not gauged or sampled. | | | |
| Field Point MW-8 | | Well Screen Interval (feet): 23.05-38.05 | | | | | | |
| 07/25/06 | 3863.80 | 28.74 | 3835.06 | 0.00 | 0.0176 | 0.001 | 0.00724 | 0.0236 |
| 02/07/07 | 3863.80 | 28.82 | 3834.98 | 0.00 | 0.00561 | <0.00100 | 0.0138 | 0.00655 |
| 04/15/08 | 3863.80 | 29.40 | 3834.40 | 0.00 | 0.00319 | <0.00100 | 0.00382 | 0.00614 |
| 09/20/08 | 3863.80 | | | | | | | |
| 09/26/08 | 3863.80 | 29.92 | 3833.88 | 0.00 | 0.00385 | <0.00100 | 0.00722 | 0.0151 |
| 02/05/09 | 3863.80 | 30.31 | 3833.49 | 0.00 | 0.00337 | <0.00100 | 0.00552 | 0.00313 |
| 05/18/09 | 3863.80 | 30.72 | 3833.08 | 0.00 | 0.00201 | <0.00100 | 0.00406 | 0.00337 |
| 08/19/09 | 3863.80 | 29.95 | 3833.85 | 0.00 | <0.00100 | <0.00100 | 0.00318 | 0.00620 |
| 10/30/09 | 3863.80 | 29.99 | 3833.81 | 0.00 | 0.00124 | <0.00100 | <0.00100 | 0.00653 |
| 10/12/11 | 3863.80 | | | | Not measured or sampled. | | | |
| 02/22/12 | 3863.80 | 33.40 | 3830.42 | 0.02 | | | | |
| 07/17/12 | 3865.32 | 33.80 | 3831.68 | 0.19 | | | | |
| 10/03/12 | 3865.32 | 33.96 | 3831.58 | 0.26 | | | | |
| 05/14/13 - Present | 3865.32 | | | | Unable to locate - Presumed destroyed. | | | |
| Field Point MW-9 | | Well Screen Interval (feet): 27.64-42.64 | | | | | | |
| 07/21/06 | 3868.29 | 33.48 | 3834.81 | 0.00 | 0.00137 | 0.001 | 0.001 | 0.003 |
| 02/06/07 | 3868.29 | 33.60 | 3834.69 | 0.00 | 0.00170 | <0.00100 | <0.00100 | <0.00300 |
| 04/15/08 | 3868.29 | 34.10 | 3834.19 | 0.00 | 0.00254 | <0.00100 | <0.00100 | <0.00300 |
| 09/21/08 | 3868.29 | | | | | | | |
| 09/26/08 | 3868.29 | 34.66 | 3833.63 | 0.00 | <0.00100 | <0.00100 | <0.00100 | <0.00300 |
| 02/05/09 | 3868.29 | 35.16 | 3833.13 | 0.00 | 0.00585 | <0.00100 | <0.00100 | <0.00300 |
| 05/18/09 | 3868.29 | 35.44 | 3832.85 | 0.00 | 0.00404 | <0.00100 | <0.00100 | <0.00300 |
| 08/19/09 | 3868.29 | 35.70 | 3832.59 | 0.00 | <0.00100 | <0.00100 | <0.00100 | <0.00300 |
| 10/30/09 | 3868.29 | 35.93 | 3832.36 | 0.00 | <0.00100 | <0.00100 | <0.00100 | <0.00300 |
| 10/13/11 | 3868.29 | 37.66 | 3830.63 | 0.00 | <0.00100 | <0.00100 | <0.00100 | <0.00300 |
| 02/22/12 | 3868.29 | 38.49 | 3829.80 | 0.00 | 0.00136 | <0.00100 | <0.00100 | <0.00300 |
| 07/17/12 | 3869.82 | 38.30 | 3831.52 | 0.00 | 0.00529 | <0.00100 | 0.00654 | 0.0132 |
| 10/03/12 | 3869.82 | 38.40 | 3831.50 | 0.10 | 0.135 | 0.00971 | 0.177 | 0.829 |
| 05/14/13 | 3869.82 | 38.99 | 3830.88 | 0.06 | | | | |
| 01/28/14 | 3869.82 | 40.12 | 3830.14 | 0.53 | | | | |
| 06/17/14 | 3869.82 | 40.22 | 3829.84 | 0.29 | | | | |
| 11/17/14 | 3869.82 | 40.35 | 3829.64 | 0.20 | | | | |
| 12/07/15 | 3869.82 | 40.51 | 3829.51 | 0.24 | | | | |
| 04/26/16 | 3869.82 | 40.68 | 3829.37 | 0.28 | | | | |
| 10/24/16 | 3869.82 | 40.71 | 3829.33 | 0.27 | | | | |

TABLE 4
CUMULATIVE WATER LEVEL MEASUREMENTS AND GROUNDWATER ANALYSES

Former ExxonMobil Gladiola Station
 Lea County, New Mexico

| Date | TOC Elev (feet) | GW Depth (feet) | GW Elev (feet) | NAPL (feet) | Benzene (mg/L) | Toluene (mg/L) | Ethylbenzene (mg/L) | Xylenes (mg/L) |
|--------------------------|---|-----------------|----------------|-------------|-------------------------------------|----------------|---------------------|----------------|
| NMED WQCC HHS | | | | | 0.005 | 1 | 0.7 | 0.62 |
| Field Point MW-9 | Well Screen Interval (feet): 27.64-42.64 | | | | | | | |
| 05/22/17 | 3869.82 | 40.85 | 3829.26 | 0.35 | | | | |
| 11/28/17 | 3869.82 | 40.80 | 3829.21 | 0.23 | | | | |
| 07/17/18 | 3869.90 | 40.90 | 3829.27 | 0.33 | | | | |
| 03/04/19 | 3869.90 | 41.23 | 3829.04 | 0.44 | | | | |
| 10/01/19 | 3869.90 | 41.25 | 3828.97 | 0.38 | | | | |
| 06/23/20 | 3869.90 | 41.20 | 3828.95 | 0.30 | | | | |
| 12/14/20 | 3869.90 | 41.42 | 3828.71 | 0.28 | | | | |
| 06/29/21 | 3869.90 | 41.51 | 3828.49 | 0.12 | | | | |
| 12/20/21 | 3869.90 | 41.27 | 3828.70 | 0.08 | | | | |
| 05/24/22 | 3869.90 | 41.30 | 3828.62 | 0.02 | | | | |
| 05/25/22 | 3869.90 | 41.29 | 3828.62 | 0.01 | | | | |
| 12/28/22 | 3869.90 | 41.68 | 3828.27 | 0.02 | | | | |
| 06/13/23 | 3869.90 | 41.51 | 3828.42 | 0.04 | | | | |
| 09/08/23 | 3869.90 | | | | Well not gauged or sampled. | | | |
| 12/05/23 | 3869.90 | 41.58 | 3828.33 | 0.01 | | | | |
| 06/02/24 | 3869.90 | 41.60 | 3828.31 | 0.01 | | | | |
| 12/16/24 | 3869.90 | 41.75 | 3828.17 | 0.03 | | | | |
| 06/16/25 | 3869.90 | 41.91 | 3828.06 | 0.08 | | | | |
| 12/02/25 | 3869.90 | 41.90 | 3828.01 | 0.01 | | | | |
| Field Point MW-10 | Well Screen Interval (feet): 28.08-43.08 | | | | | | | |
| 07/21/06 | 3868.85 | 34.10 | 3834.75 | 0.00 | 0.0133 | 0.001 | 0.001 | 0.003 |
| 02/06/07 | 3868.85 | 34.22 | 3834.63 | 0.00 | 0.0115 | <0.00100 | <0.00100 | <0.00300 |
| 04/15/08 | 3868.85 | 34.76 | 3834.09 | 0.00 | 0.00599 | <0.00100 | <0.00100 | <0.00300 |
| 09/21/08 | 3868.85 | | | | | | | |
| 09/26/08 | 3868.85 | 35.34 | 3833.51 | 0.00 | 0.00635 | <0.00100 | <0.00100 | <0.00300 |
| 02/05/09 | 3868.85 | 35.84 | 3833.01 | 0.00 | 0.00409 | <0.00100 | <0.00100 | <0.00300 |
| 05/18/09 | 3868.85 | 36.12 | 3832.73 | 0.00 | 0.00348 | <0.00100 | <0.00100 | <0.00300 |
| 08/19/09 | 3868.85 | 36.40 | 3832.45 | 0.00 | <0.00100 | <0.00100 | <0.00100 | <0.00300 |
| 10/30/09 | 3868.85 | 36.61 | 3832.24 | 0.00 | <0.00100 | <0.00100 | <0.00100 | <0.00300 |
| 11/19/09 | 3868.85 | 36.65 | 3832.20 | 0.00 | | | | |
| 10/13/11 | 3868.85 | 38.30 | 3830.55 | 0.00 | <0.00100 | <0.00100 | <0.00100 | <0.00300 |
| 02/22/12 | 3868.85 | 38.83 | 3830.02 | 0.00 | <0.00100 | <0.00100 | <0.00100 | <0.00300 |
| 07/17/12 | 3870.38 | 38.96 | 3831.42 | 0.00 | <0.00100 | <0.00100 | <0.00100 | <0.00300 |
| 10/03/12 | 3870.38 | 39.46 | 3830.92 | 0.00 | <0.00100 | <0.00100 | <0.00100 | <0.00300 |
| 05/15/13 | 3870.38 | 39.72 | 3830.66 | 0.00 | 0.000879 J | <0.00017 | <0.00019 | <0.00018 |
| 05/15/13 D | 3870.38 | 39.72 | 3830.66 | 0.00 | 0.00138 | <0.00017 | <0.00019 | <0.00018 |
| 01/29/14 | 3870.38 | 40.33 | 3830.05 | 0.00 | 0.000898 J | <0.00017 | <0.00019 | <0.00058 |
| 06/18/14 | 3870.38 | 41.64 | 3828.74 | 0.00 | Insufficient recharge for sampling. | | | |
| 11/19/14 | 3870.38 | 40.89 | 3829.49 | 0.00 | <0.00100 | <0.00100 | <0.00100 | <0.002 |
| 11/19/14 D | 3870.38 | 40.89 | 3829.49 | 0.00 | <0.00100 | <0.00100 | <0.00100 | <0.002 |
| 12/07/15 | 3870.38 | 40.91 | 3829.47 | 0.00 | Insufficient water to sample. | | | |
| 04/26/16 | 3870.38 | 41.47 | 3828.91 | 0.00 | Insufficient water to sample. | | | |
| 10/24/16 | 3870.38 | 41.17 | 3829.21 | 0.00 | Insufficient water to sample. | | | |
| 05/22/17 | 3870.38 | 41.25 | 3829.13 | 0.00 | | | | |
| 05/24/17 | 3870.38 | | | | <0.00050 | <0.00050 | <0.00050 | <0.00050 |
| 11/28/17 | 3870.38 | 41.29 | 3829.09 | 0.00 | | | | |
| 11/29/17 | 3870.38 | | | | 0.00051 | <0.00050 | <0.00050 | <0.00050 |

TABLE 4
CUMULATIVE WATER LEVEL MEASUREMENTS AND GROUNDWATER ANALYSES

Former ExxonMobil Gladiola Station
 Lea County, New Mexico

| Date | TOC Elev (feet) | GW Depth (feet) | GW Elev (feet) | NAPL (feet) | Benzene (mg/L) | Toluene (mg/L) | Ethylbenzene (mg/L) | Xylenes (mg/L) |
|--------------------------|---|-----------------|----------------|-------------|-------------------------------|----------------|---------------------|----------------|
| NMED WQCC HHS | | | | | 0.005 | 1 | 0.7 | 0.62 |
| Field Point MW-10 | Well Screen Interval (feet): 28.08-43.08 | | | | | | | |
| 07/17/18 | 3870.47 | 41.27 | 3829.20 | 0.00 | | | | |
| 07/20/18 | 3870.47 | 41.30 | 3829.17 | 0.00 | 0.00078 | <0.00050 | <0.00050 | <0.00050 |
| 03/07/19 | 3870.47 | 41.58 | 3828.89 | 0.00 | 0.00073 | <0.00050 | <0.00050 | <0.00050 |
| 10/01/19 | 3870.47 | 41.58 | 3828.89 | 0.00 | Insufficient water to sample. | | | |
| 06/23/20 | 3870.47 | 41.62 | 3828.85 | 0.00 | Insufficient water to sample. | | | |
| 12/14/20 | 3870.47 | 41.72 | 3828.75 | 0.00 | Insufficient water to sample. | | | |
| 06/29/21 | 3870.47 | 41.90 | 3828.57 | 0.00 | | | | |
| 07/01/21 | 3870.47 | | | | 0.00094 J | <0.0010 | <0.0010 | 0.0041 |
| 12/20/21 | 3870.47 | 41.88 | 3828.59 | 0.00 | | | | |
| 12/22/21 | 3870.47 | | | | <0.00050 | <0.00050 | <0.00050 | <0.0010 |
| 05/24/22 | 3870.47 | 41.42 | 3829.05 | 0.00 | Insufficient water to sample. | | | |
| 12/28/22 | 3870.47 | 42.90(f) | (f) | 0.00 | | | | |
| 06/20/23 | 3870.47 | 42.27 | 3828.20 | 0.00 | Insufficient water to sample. | | | |
| 09/08/23 | 3870.47 | | | | Well not gauged or sampled. | | | |
| 12/06/23 | 3870.47 | 42.37(f) | (f) | 0.00 | | | | |
| 06/04/24 | 3870.47 | 42.40 | 3828.07 | 0.00 | Insufficient water to sample. | | | |
| 12/16/24 | 3870.47 | Dry | | | | | | |
| 06/19/25 | 3870.47 | Dry | | | | | | |
| 12/05/25 | 3870.47 | 42.70(f) | (f) | 0.00 | Insufficient water to sample. | | | |
| Field Point MW-11 | Well Screen Interval (feet): 29.00-44.00 | | | | | | | |
| 04/30/08 | 3868.06 | 31.50 | 3836.56 | 0.00 | <0.00100 | <0.00100 | <0.00100 | <0.00300 |
| 09/21/08 | 3868.06 | | | | | | | |
| 09/26/08 | 3868.06 | 34.65 | 3833.41 | 0.00 | 0.00351 | <0.00100 | <0.00100 | <0.00300 |
| 02/05/09 | 3868.06 | 35.12 | 3832.94 | 0.00 | 0.00401 | <0.00100 | <0.00100 | <0.00300 |
| 05/18/09 | 3868.06 | 35.42 | 3832.64 | 0.00 | 0.00382 | <0.00100 | <0.00100 | <0.00300 |
| 08/19/09 | 3868.06 | 35.75 | 3832.31 | 0.00 | <0.00100 | <0.00100 | <0.00100 | <0.00300 |
| 10/30/09 | 3868.06 | 35.95 | 3832.11 | 0.00 | <0.00100 | <0.00100 | <0.00100 | <0.00300 |
| 10/13/11 | 3868.06 | 37.60 | 3830.46 | 0.00 | <0.00100 | <0.00100 | <0.00100 | <0.00300 |
| 02/22/12 | 3868.06 | 38.06 | 3830.00 | 0.00 | <0.00100 | <0.00100 | <0.00100 | <0.00300 |
| 07/17/12 | 3869.58 | 38.26 | 3831.32 | 0.00 | <0.00100 | <0.00100 | <0.00100 | <0.00300 |
| 10/03/12 | 3869.58 | 38.50 | 3831.08 | 0.00 | <0.00100 | <0.00100 | <0.00100 | <0.00300 |
| 05/15/13 | 3869.58 | 39.01 | 3830.57 | 0.00 | 0.000606 J | <0.00017 | <0.00019 | <0.00018 |
| 01/28/14 | 3869.58 | 39.57 | 3830.01 | 0.00 | <0.000200 | <0.00017 | <0.00019 | <0.00058 |
| 06/18/14 | 3869.58 | 39.95 | 3829.63 | 0.00 | <0.000200 | <0.00017 | <0.00019 | <0.00038 |
| 11/19/14 | 3869.58 | 40.20 | 3829.38 | 0.00 | <0.00100 | <0.00100 | <0.00100 | <0.002 |
| 12/08/15 | 3869.58 | 40.29 | 3829.29 | 0.00 | <0.00100 | <0.00100 | <0.00100 | <0.00300 |
| 04/27/16 | 3869.58 | 40.33 | 3829.25 | 0.00 | <0.00100 | <0.00100 | <0.00100 | <0.00300 |
| 10/24/16 | 3869.58 | 40.49 | 3829.09 | 0.00 | | | | |
| 10/25/16 | 3868.06 | | | | <0.00100 | <0.00100 | <0.00100 | <0.00300 |
| 05/22/17 | 3868.06 | 40.54 | 3827.52 | 0.00 | | | | |
| 05/24/17 | 3868.06 | | | | <0.00050 | 0.00021 J | <0.00050 | <0.00050 |
| 11/28/17 | 3868.06 | 40.61 | 3827.45 | 0.00 | | | | |
| 11/29/17 | 3868.06 | | | | <0.00050 | <0.00050 | <0.00050 | 0.00022 J |
| 07/17/18 | 3869.68 | 40.58 | 3829.10 | 0.00 | | | | |
| 07/18/18 | 3869.68 | 40.58 | 3829.10 | 0.00 | <0.00050 | 0.00050 J | <0.00050 | <0.00050 |
| 03/04/19 | 3869.68 | 40.89 | 3828.79 | 0.00 | | | | |
| 03/07/19 | 3869.68 | 40.71 | 3828.97 | 0.00 | <0.00050 | <0.00050 | <0.00050 | <0.00050 |

TABLE 4
CUMULATIVE WATER LEVEL MEASUREMENTS AND GROUNDWATER ANALYSES

Former ExxonMobil Gladiola Station
 Lea County, New Mexico

| Date | TOC Elev (feet) | GW Depth (feet) | GW Elev (feet) | NAPL (feet) | Benzene (mg/L) | Toluene (mg/L) | Ethylbenzene (mg/L) | Xylenes (mg/L) |
|--------------------------|---|-----------------|----------------|-------------|-----------------------------|----------------|---------------------|----------------|
| NMED WQCC HHS | | | | | 0.005 | 1 | 0.7 | 0.62 |
| Field Point MW-11 | Well Screen Interval (feet): 29.00-44.00 | | | | | | | |
| 10/01/19 | 3869.68 | 40.86 | 3828.82 | 0.00 | | | | |
| 10/03/19 | 3869.68 | | | | <0.00050 | <0.00050 | 0.00033 J | <0.0010 |
| 06/23/20 | 3869.68 | 40.93 | 3828.75 | 0.00 | | | | |
| 06/25/20 | 3869.68 | | | | 0.00011 J | <0.00050 | 0.000099 J | <0.0010 |
| 12/14/20 | 3869.68 | 41.01 | 3828.67 | 0.00 | | | | |
| 12/16/20 | 3869.68 | | | | <0.00050 | <0.00050 | <0.00050 | <0.0010 |
| 06/29/21 | 3869.68 | 41.19 | 3828.49 | 0.00 | | | | |
| 07/01/21 | 3869.68 | | | | <0.00050 | <0.00050 | <0.00050 | <0.0010 |
| 12/20/21 | 3869.68 | 41.14 | 3828.54 | 0.00 | | | | |
| 12/21/21 | 3869.68 | | | | <0.00050 | <0.00050 | <0.00050 | <0.0010 |
| 05/25/22 | 3869.68 | 41.28 | 3828.40 | 0.00 | <0.00050 | <0.00050 | <0.00050 | <0.0010 |
| 12/28/22 | 3869.68 | 41.33 | 3828.35 | 0.00 | | | | |
| 12/30/22 | 3869.68 | | | | <0.00050 | <0.00050 | <0.00050 | <0.0010 |
| 06/20/23 | 3869.68 | 41.45 | 3828.23 | 0.00 | | | | |
| 06/21/23 | 3869.68 | | | | <0.00050 | <0.00050 | <0.00050 | <0.0010 |
| 09/08/23 | 3869.68 | | | | Well not gauged or sampled. | | | |
| 12/06/23 | 3869.68 | 41.57 | 3828.11 | 0.00 | <0.0020 | <0.0020 | <0.0020 | <0.0040 |
| 06/04/24 | 3869.68 | 41.83 | 3827.85 | 0.00 | <0.0020 | <0.0020 | <0.0020 | <0.0040 |
| 12/17/24 | 3869.68 | 41.74 | 3827.94 | 0.00 | <0.0020 | <0.0020 | <0.0020 | <0.0040 |
| 06/17/25 | 3869.68 | 41.86 | 3827.82 | 0.00 | <0.00050 | <0.00050 | <0.00050 | <0.0010 |
| 12/05/25 | 3869.68 | 41.87 | 3827.81 | 0.00 | <0.00050 | <0.00050 | <0.00050 | <0.0010 |
| Field Point MW-12 | Well Screen Interval (feet): 30.00-45.00 | | | | | | | |
| 04/30/08 | 3867.74 | 31.50 | 3836.24 | 0.00 | 0.0504 | 0.00401 | 0.242 | 0.598 |
| 09/21/08 | 3867.74 | | | | | | | |
| 09/26/08 | 3867.74 | 34.12 | 3833.62 | 0.00 | 0.222 | 0.0116 | 0.978 | 1.84 |
| 02/05/09 | 3867.74 | 34.67 | 3833.07 | 0.00 | 0.178 | 0.0134 | 1.19 | 2.22 |
| 05/19/09 | 3867.74 | 34.98 | 3832.76 | 0.00 | 0.143 | 0.0128 | 0.882 | 1.65 |
| 08/19/09 | 3867.74 | 35.20 | 3832.54 | 0.00 | 0.162 | 0.00987 | 0.937 | 1.68 |
| 10/30/09 | 3867.74 | 35.45 | 3832.29 | 0.00 | 0.162 | 0.0128 | 1.02 | 1.99 |
| 10/13/11 | 3867.74 | 37.12 | 3830.62 | 0.00 | 0.055 | 0.00603 | 0.476 | 1.01 |
| 02/22/12 | 3867.74 | 37.46 | 3830.28 | 0.00 | 0.059 | 0.005 | 0.869 | 1.66 |
| 07/17/12 | 3869.27 | 37.90 | 3831.37 | 0.00 | 0.050 | 0.0116 | 0.737 | 0.562 |
| 10/03/12 | 3869.27 | 38.10 | 3831.17 | 0.00 | 0.054 | 0.0152 | 0.822 | 1.67 |
| 05/14/13 | 3869.27 | 38.60 | 3830.67 | 0.00 | | | | |
| 01/28/14 | 3869.27 | 39.30 | 3830.04 | 0.09 | | | | |
| 06/17/14 | 3869.27 | 39.60 | 3829.74 | 0.09 | | | | |
| 11/17/14 | 3869.27 | 40.50 | 3829.54 | 0.93 | | | | |
| 12/07/15 | 3869.27 | 40.66 | 3829.46 | 1.03 | | | | |
| 04/26/16 | 3869.27 | 40.38 | 3829.33 | 0.53 | | | | |
| 10/24/16 | 3869.27 | 40.34 | 3829.21 | 0.39 | | | | |
| 05/22/17 | 3869.27 | 40.50 | 3829.18 | 0.49 | | | | |
| 11/28/17 | 3869.27 | 40.58 | 3829.09 | 0.48 | | | | |
| 07/17/18 | 3869.40 | 40.57 | 3829.21 | 0.46 | | | | |
| 03/04/19 | 3869.40 | 40.81 | 3828.98 | 0.47 | | | | |
| 10/01/19 | 3869.40 | 40.78 | 3828.94 | 0.39 | | | | |
| 06/23/20 | 3869.40 | 40.76 | 3828.92 | 0.34 | | | | |
| 12/14/20 | 3869.40 | 40.79 | 3828.73 | 0.15 | | | | |

TABLE 4
CUMULATIVE WATER LEVEL MEASUREMENTS AND GROUNDWATER ANALYSES

Former ExxonMobil Gladiola Station
 Lea County, New Mexico

| Date | TOC Elev (feet) | GW Depth (feet) | GW Elev (feet) | NAPL (feet) | Benzene (mg/L) | Toluene (mg/L) | Ethylbenzene (mg/L) | Xylenes (mg/L) |
|--------------------------|---|-----------------|----------------|-------------|-----------------------------|----------------|---------------------|----------------|
| NMED WQCC HHS | | | | | 0.005 | 1 | 0.7 | 0.62 |
| Field Point MW-12 | Well Screen Interval (feet): 30.00-45.00 | | | | | | | |
| 06/29/21 | 3869.40 | 40.93 | 3828.63 | 0.19 | | | | |
| 12/20/21 | 3869.40 | 40.97 | 3828.52 | 0.11 | | | | |
| 05/25/22 | 3869.40 | 40.93 | 3828.55 | 0.10 | | | | |
| 12/28/22 | 3869.40 | 41.04 | 3828.47 | 0.13 | | | | |
| 06/13/23 | 3869.40 | 41.04 | 3828.37 | 0.01 | | | | |
| 09/08/23 | 3869.40 | | | | Well not gauged or sampled. | | | |
| 12/07/23 | 3869.40 | 41.05 | 3828.38 | 0.04 | | | | |
| 06/01/24 | 3869.40 | 41.14 | 3828.29 | 0.04 | | | | |
| 12/16/24 | 3869.40 | 41.32 | 3828.10 | 0.02 | | | | |
| 06/16/25 | 3869.40 | 41.41 | 3828.01 | 0.02 | | | | |
| 12/02/25 | 3869.40 | 41.43 | 3827.99 | 0.02 | | | | |
| Field Point MW-13 | Well Screen Interval (feet): 30.00-45.00 | | | | | | | |
| 04/30/08 | 3867.11 | 29.65 | 3837.46 | 0.00 | 3.64 | 0.102 | 0.292 | 0.499 |
| 09/21/08 | 3867.11 | | | | | | | |
| 09/26/08 | 3867.11 | 33.11 | 3834.00 | 0.00 | 9.26 | 0.513 | 0.972 | 1.71 |
| 02/06/09 | 3867.11 | 33.62 | 3833.49 | 0.00 | 10.1 | 0.554 | 1.050 | 1.89 |
| 05/19/09 | 3867.11 | 33.88 | 3833.23 | 0.00 | 8.44 | 0.323 | 0.842 | 1.38 |
| 08/19/09 | 3867.11 | 34.32 | 3832.89 | 0.12 | 8.13 | 0.305 | 0.950 | 2.07 |
| 10/30/09 | 3867.11 | 34.45 | 3832.72 | 0.07 | 9.55 | 0.218 | 1.03 | 1.75 |
| 10/13/11 | 3867.11 | 36.90 | 3831.00 | 0.95 | | | | |
| 02/22/12 | 3867.11 | 37.78 | 3829.89 | 0.68 | | | | |
| 07/17/12 | 3868.63 | 38.85 | 3831.86 | 2.50 | | | | |
| 10/03/12 | 3868.63 | 39.02 | 3831.67 | 2.48 | | | | |
| 05/14/13 | 3868.63 | 38.89 | 3831.30 | 1.88 | | | | |
| 01/28/14 | 3868.63 | 39.91 | 3830.47 | 2.11 | | | | |
| 06/17/14 | 3868.63 | 39.91 | 3830.19 | 1.77 | | | | |
| 11/18/14 | 3868.63 | 41.56 | 3829.97 | 3.49 | | | | |
| 12/07/15 | 3868.63 | 41.31 | 3829.94 | 3.16 | | | | |
| 04/26/16 | 3868.63 | 40.12 | 3829.79 | 1.54 | | | | |
| 10/24/16 | 3868.63 | 39.55 | 3829.87 | 0.95 | | | | |
| 05/22/17 | 3868.63 | 39.91 | 3828.78 | 0.07 | | | | |
| 11/28/17 | 3868.63 | 39.85 | 3829.62 | 1.01 | | | | |
| 07/17/18 | 3868.76 | 39.86 | 3829.70 | 0.96 | | | | |
| 03/04/19 | 3868.76 | 40.17 | 3829.44 | 1.02 | | | | |
| 10/01/19 | 3868.76 | 40.24 | 3829.37 | 1.03 | | | | |
| 06/23/20 | 3868.76 | 40.35 | 3829.31 | 1.09 | | | | |
| 12/14/20 | 3868.76 | 39.91 | 3829.15 | 0.36 | | | | |
| 06/29/21 | 3868.76 | 40.10 | 3829.07 | 0.49 | | | | |
| 12/20/21 | 3868.76 | 39.87 | 3829.15 | 0.31 | | | | |
| 05/26/22 | 3868.76 | 39.97 | 3828.98 | 0.23 | | | | |
| 12/28/22 | 3868.76 | 40.22 | 3828.93 | 0.47 | | | | |
| 06/13/23 | 3868.76 | 40.39 | 3828.83 | 0.55 | | | | |
| 09/08/23 | 3868.76 | | | | Well not gauged or sampled. | | | |
| 12/05/23 | 3868.76 | 40.41 | 3828.69 | 0.40 | | | | |
| 06/01/24 | 3868.76 | 40.35 | 3828.78 | 0.45 | | | | |
| 12/16/24 | 3868.76 | 40.59 | 3828.49 | 0.38 | | | | |
| 06/16/25 | 3868.76 | 40.73 | 3828.40 | 0.44 | | | | |

TABLE 4
CUMULATIVE WATER LEVEL MEASUREMENTS AND GROUNDWATER ANALYSES

Former ExxonMobil Gladiola Station
 Lea County, New Mexico

| Date | TOC Elev (feet) | GW Depth (feet) | GW Elev (feet) | NAPL (feet) | Benzene (mg/L) | Toluene (mg/L) | Ethylbenzene (mg/L) | Xylenes (mg/L) |
|--------------------------|---|-----------------|----------------|-------------|-----------------------------|----------------|---------------------|----------------|
| NMED WQCC HHS | | | | | 0.005 | 1 | 0.7 | 0.62 |
| Field Point MW-13 | Well Screen Interval (feet): 30.00-45.00 | | | | | | | |
| 12/02/25 | 3868.76 | 40.70 | 3828.45 | 0.47 | | | | |
| Field Point MW-14 | Well Screen Interval (feet): 27.00-42.00 | | | | | | | |
| 04/30/08 | 3866.92 | 29.48 | 3837.44 | 0.00 | 0.0449 | 0.00125 | 0.0231 | 0.0341 |
| 09/21/08 | 3866.92 | | | | | | | |
| 09/26/08 | 3866.92 | 32.82 | 3834.10 | 0.00 | 0.123 | 0.00187 | 0.0164 | 0.0911 |
| 02/06/09 | 3866.92 | 33.37 | 3833.55 | 0.00 | 0.240 | 0.00986 | 0.246 | 0.166 |
| 05/19/09 | 3866.92 | 33.64 | 3833.28 | 0.00 | 0.120 | 0.00203 | 0.0971 | 0.0386 |
| 08/19/09 | 3866.92 | 33.98 | 3832.94 | 0.00 | 0.112 | <0.00100 | 0.110 | 0.0444 |
| 10/30/09 | 3866.92 | 34.15 | 3832.77 | 0.00 | 0.119 | 0.00168 | 0.0895 | 0.0645 |
| 10/13/11 | 3866.92 | 35.85 | 3831.07 | 0.00 | 0.075 | <0.00100 | 0.0536 | 0.044 |
| 02/22/12 | 3866.92 | 36.19 | 3830.73 | 0.00 | 0.0782 | <0.00100 | 0.0646 | 0.0212 |
| 07/17/12 | 3868.47 | 36.54 | 3831.93 | 0.00 | 0.0798 | <0.00100 | 0.0731 | 0.0535 |
| 10/03/12 | 3868.47 | 36.90 | 3831.57 | 0.00 | 0.107 | <0.00100 | 0.0965 | 0.0179 |
| 05/14/13 | 3868.47 | 38.39 | 3831.27 | 1.43 | | | | |
| 01/28/14 | 3868.47 | 38.81 | 3830.55 | 1.07 | | | | |
| 06/17/14 | 3868.47 | 38.76 | 3830.27 | 0.67 | | | | |
| 11/18/14 | 3868.47 | 40.75 | 3830.04 | 2.79 | | | | |
| 12/07/15 | 3868.47 | 41.49 | 3830.03 | 3.68 | | | | |
| 04/26/16 | 3868.47 | 40.85 | 3829.87 | 2.71 | | | | |
| 10/24/16 | 3868.47 | 40.86 | 3830.05 | 2.94 | | | | |
| 05/22/17 | 3868.47 | 41.61 | 3829.72 | 3.44 | | | | |
| 11/28/17 | 3868.47 | 40.00 | 3829.62 | 1.39 | | | | |
| 07/17/18 | 3868.62 | 39.25 | 3829.79 | 0.50 | | | | |
| 03/04/19 | 3868.62 | 39.79 | 3829.54 | 0.85 | | | | |
| 10/01/19 | 3868.62 | 39.85 | 3830.52 | 2.11 | | | | |
| 06/23/20 | 3868.62 | 40.10 | 3829.42 | 1.09 | | | | |
| 12/14/20 | 3868.62 | 39.58 | 3829.24 | 0.24 | | | | |
| 06/29/21 | 3868.62 | 39.47 | 3829.17 | 0.03 | | | | |
| 12/20/21 | 3868.62 | 39.56 | 3829.22 | 0.19 | | | | |
| 05/24/22 | 3868.62 | 39.64 | 3829.12 | 0.17 | | | | |
| 12/28/22 | 3868.62 | 39.75 | 3829.02 | 0.18 | | | | |
| 06/14/23 | 3868.62 | 39.84 | 3828.88 | 0.12 | | | | |
| 09/08/23 | 3868.62 | | | | Well not gauged or sampled. | | | |
| 12/05/23 | 3868.62 | 39.96 | 3828.77 | 0.13 | | | | |
| 06/01/24 | 3868.62 | 39.95 | 3828.76 | 0.11 | | | | |
| 12/16/24 | 3868.62 | 40.11 | 3828.58 | 0.08 | | | | |
| 06/16/25 | 3868.62 | 40.13 | 3828.51 | 0.03 | | | | |
| 12/02/25 | 3868.62 | 40.13 | 3828.53 | 0.05 | | | | |
| Field Point MW-15 | Well Screen Interval (feet): 29.00-44.00 | | | | | | | |
| 04/30/08 | 3867.19 | 29.74 | 3837.45 | 0.00 | 1.230 | 0.167 | 0.320 | 0.554 |
| 09/21/08 | 3867.19 | | | | | | | |
| 09/26/08 | 3867.19 | 33.26 | 3833.94 | 0.01 | 6.540 | 1.350 | 1.130 | 2.4 |
| 02/15/09 | 3867.19 | 33.82 | 3833.44 | 0.09 | | | | |
| 05/19/09 | 3867.19 | 34.20 | 3833.12 | 0.16 | 3.800 | 0.632 | 0.848 | 1.8 |
| 08/19/09 | 3867.19 | 34.40 | 3832.91 | 0.15 | 3.850 | 0.892 | 0.799 | 2.25 |
| 10/30/09 | 3867.19 | 34.60 | 3832.69 | 0.12 | 8.96 | 0.228 | 0.949 | 1.66 |

TABLE 4
CUMULATIVE WATER LEVEL MEASUREMENTS AND GROUNDWATER ANALYSES

Former ExxonMobil Gladiola Station
 Lea County, New Mexico

| Date | TOC Elev (feet) | GW Depth (feet) | GW Elev (feet) | NAPL (feet) | Benzene (mg/L) | Toluene (mg/L) | Ethylbenzene (mg/L) | Xylenes (mg/L) |
|--------------------------|---|-----------------|----------------|-------------|-----------------------------|----------------|---------------------|----------------|
| NMED WQCC HHS | | | | | 0.005 | 1 | 0.7 | 0.62 |
| Field Point MW-15 | Well Screen Interval (feet): 29.00-44.00 | | | | | | | |
| 10/13/11 | 3867.19 | 38.04 | 3831.01 | 2.24 | | | | |
| 02/22/12 | 3867.19 | 38.41 | 3830.71 | 2.32 | | | | |
| 07/17/12 | 3868.74 | 38.20 | 3832.03 | 1.80 | | | | |
| 10/03/12 | 3868.74 | 39.95 | 3831.57 | 3.35 | | | | |
| 05/14/13 | 3868.74 | 40.11 | 3831.12 | 3.00 | | | | |
| 01/28/14 | 3868.74 | 40.21 | 3830.47 | 2.34 | | | | |
| 06/17/14 | 3868.74 | 39.35 | 3830.19 | 0.96 | | | | |
| 11/18/14 | 3868.74 | 39.76 | 3830.13 | 1.39 | | | | |
| 12/07/15 | 3868.74 | 40.31 | 3830.25 | 2.19 | | | | |
| 04/26/16 | 3868.74 | 39.61 | 3829.89 | 0.91 | | | | |
| 10/24/16 | 3868.74 | 38.70 | 3830.41 | 0.44 | | | | |
| 05/22/17 | 3868.74 | 38.92 | 3829.84 | 0.02 | | | | |
| 11/28/17 | 3868.74 | 38.96 | 3830.03 | 0.30 | | | | |
| 07/17/18 | 3868.86 | 39.33 | 3829.79 | 0.31 | | | | |
| 03/04/19 | 3868.86 | 39.63 | 3829.51 | 0.34 | | | | |
| 10/01/19 | 3868.86 | 39.71 | 3829.42 | 0.33 | | | | |
| 06/23/20 | 3868.86 | 39.80 | 3829.35 | 0.35 | | | | |
| 12/14/20 | 3868.86 | 39.93 | 3829.06 | 0.16 | | | | |
| 06/29/21 | 3868.86 | 39.75 | 3829.23 | 0.14 | | | | |
| 12/20/21 | 3868.86 | 39.78 | 3829.21 | 0.16 | | | | |
| 05/24/22 | 3868.86 | 39.94 | 3829.00 | 0.10 | | | | |
| 12/28/22 | 3868.86 | 40.08 | 3828.87 | 0.11 | | | | |
| 06/13/23 | 3868.86 | 40.18 | 3828.76 | 0.10 | | | | |
| 09/08/23 | 3868.86 | | | | Well not gauged or sampled. | | | |
| 12/05/23 | 3868.86 | 40.25 | 3828.67 | 0.07 | | | | |
| 06/01/24 | 3868.86 | 40.45 | 3828.43 | 0.02 | | | | |
| 12/16/24 | 3868.86 | 40.41 | 3828.47 | 0.03 | | | | |
| 06/16/25 | 3868.86 | 40.55 | 3828.35 | 0.05 | | | | |
| 12/02/25 | 3868.86 | 40.48 | 3828.41 | 0.04 | | | | |
| Field Point MW-16 | Well Screen Interval (feet): 26.50-41.50 | | | | | | | |
| 04/30/08 | 3867.02 | 29.95 | 3837.07 | 0.00 | 0.00321 | <0.00100 | 0.0237 | 0.0376 |
| 09/21/08 | 3867.02 | | | | | | | |
| 09/26/08 | 3867.02 | 32.94 | 3834.08 | 0.00 | 0.00317 | <0.00100 | 0.0253 | 0.0790 |
| 02/06/09 | 3867.02 | 33.39 | 3833.63 | 0.00 | 0.0113 | <0.00100 | 0.0426 | 0.0634 |
| 05/18/09 | 3867.02 | 33.73 | 3833.29 | 0.00 | 0.00670 | <0.00100 | 0.0488 | 0.0526 |
| 08/19/09 | 3867.02 | 34.00 | 3833.02 | 0.00 | 0.00419 | <0.00100 | 0.0251 | 0.0797 |
| 10/30/09 | 3867.02 | 34.17 | 3832.85 | 0.00 | 0.00391 | <0.00100 | 0.0128 | 0.0564 |
| 10/30/09 D | 3867.02 | 34.17 | 3832.85 | 0.00 | 0.00576 | <0.00100 | 0.0350 | 0.122 |
| 10/13/11 | 3867.02 | 35.95 | 3831.07 | 0.00 | 0.00190 | <0.00100 | 0.0145 | 0.0342 |
| 02/22/12 | 3867.02 | 36.45 | 3830.57 | 0.00 | <0.00100 | <0.00100 | <0.00100 | <0.00300 |
| 07/17/12 | 3868.54 | 36.65 | 3831.89 | 0.00 | 0.00157 | <0.00100 | 0.01860 | 0.01050 |
| 10/03/12 | 3868.54 | 37.10 | 3831.44 | 0.00 | 0.00192 | <0.00100 | 0.06370 | 0.07700 |
| 05/14/13 | 3868.54 | 38.05 | 3831.20 | 0.86 | | | | |
| 01/27/14 | 3868.54 | 39.11 | 3830.67 | 1.49 | | | | |
| 06/17/14 | 3868.54 | 39.10 | 3830.32 | 1.06 | | | | |
| 11/18/14 | 3868.54 | 38.88 | 3830.44 | 0.94 | | | | |
| 12/07/15 | 3868.54 | 38.61 | 3830.52 | 0.71 | | | | |

TABLE 4
CUMULATIVE WATER LEVEL MEASUREMENTS AND GROUNDWATER ANALYSES

Former ExxonMobil Gladiola Station
 Lea County, New Mexico

| Date | TOC Elev (feet) | GW Depth (feet) | GW Elev (feet) | NAPL (feet) | Benzene (mg/L) | Toluene (mg/L) | Ethylbenzene (mg/L) | Xylenes (mg/L) |
|--------------------------|---|-----------------|----------------|-------------|-----------------------------|----------------|---------------------|----------------|
| NMED WQCC HHS | | | | | 0.005 | 1 | 0.7 | 0.62 |
| Field Point MW-16 | Well Screen Interval (feet): 26.50-41.50 | | | | | | | |
| 04/26/16 | 3868.54 | 39.23 | 3830.02 | 0.85 | | | | |
| 10/24/16 | 3868.54 | 38.36 | 3830.61 | 0.52 | | | | |
| 05/22/17 | 3868.54 | 39.30 | 3829.82 | 0.70 | | | | |
| 11/28/17 | 3868.54 | 38.79 | 3830.17 | 0.51 | | | | |
| 07/17/18 | 3868.68 | 39.34 | 3829.87 | 0.64 | | | | |
| 03/04/19 | 3868.68 | 39.71 | 3829.63 | 0.79 | | | | |
| 10/01/19 | 3868.68 | 39.71 | 3829.48 | 0.62 | | | | |
| 06/23/20 | 3868.68 | 39.63 | 3829.52 | 0.57 | | | | |
| 12/14/20 | 3868.68 | 39.63 | 3829.26 | 0.25 | | | | |
| 06/29/21 | 3868.68 | 39.65 | 3829.20 | 0.20 | | | | |
| 12/20/21 | 3868.68 | 39.79 | 3829.01 | 0.15 | | | | |
| 05/26/22 | 3868.68 | 39.56 | 3829.18 | 0.07 | | | | |
| 12/28/22 | 3868.68 | 39.71 | 3829.08 | 0.13 | | | | |
| 06/13/23 | 3868.46 | 39.87 | 3828.76 | 0.20 | | | | |
| 09/08/23 | 3868.46 | | | | Well not gauged or sampled. | | | |
| 12/07/23 | 3868.46 | 39.9 | 3828.73 | 0.20 | | | | |
| 06/02/24 | 3868.46 | 40.00 | 3828.67 | 0.25 | | | | |
| 12/16/24 | 3868.46 | 40.10 | 3828.55 | 0.23 | | | | |
| 06/16/25 | 3868.46 | 40.19 | 3828.47 | 0.24 | | | | |
| 12/02/25 | 3868.46 | 39.91 | 3828.65 | 0.12 | | | | |
| Field Point MW-17 | Well Screen Interval (feet): 29.50-44.50 | | | | | | | |
| 08/19/09 | 3867.64 | 35.22 | 3832.42 | 0.00 | 1.28 | 0.0146 | 0.845 | 1.19 |
| 10/30/09 | 3867.64 | 35.40 | 3832.24 | 0.00 | 1.52 | 0.0211 | 0.986 | 1.55 |
| 10/13/11 | 3867.64 | 37.10 | 3830.54 | 0.00 | 0.68 | <0.00100 | 0.407 | 0.524 |
| 02/22/12 | 3867.64 | 37.40 | 3830.24 | 0.00 | 0.871 | <0.00100 | 0.727 | 1.16 |
| 07/17/12 | 3869.14 | 37.75 | 3831.39 | 0.00 | 0.649 | 0.00494 | 0.504 | 0.438 |
| 10/03/12 | 3869.14 | 38.20 | 3830.94 | 0.00 | 0.825 | 0.0103 | 0.682 | 1.22 |
| 05/14/13 | 3869.14 | 38.52 | 3830.62 | 0.00 | | | | |
| 01/28/14 | 3869.14 | 39.14 | 3830.00 | 0.00 | | | | |
| 06/17/14 | 3869.14 | 39.43 | 3829.71 | 0.00 | | | | |
| 11/07/14 | 3869.14 | 39.64 | 3829.50 | 0.00 | | | | |
| 12/09/15 | 3869.14 | 39.72 | 3829.42 | 0.00 | | | | |
| 04/26/16 | 3869.14 | 38.36 | 3830.78 | 0.00 | | | | |
| 10/24/16 | 3869.14 | 39.93 | 3829.21 | (d) | | | | |
| 05/22/17 | 3869.14 | 40.00 | 3829.16 | 0.02 | | | | |
| 11/28/17 | 3869.14 | 40.09 | 3829.05 | 0.00 | | | | |
| 11/29/17 | 3869.14 | | | | 0.17 | <0.012 | 0.77 | 0.27 |
| 07/17/18 | 3869.27 | 40.08 | 3829.19 | 0.00 | | | | |
| 07/18/18 | 3869.27 | | | | 0.15 | <0.010 | 0.72 | 0.20 |
| 03/04/19 | 3869.27 | 40.38 | 3828.89 | 0.00 | | | | |
| 03/06/19 | 3869.27 | 40.20 | 3829.07 | 0.00 | 0.12 | <0.010 | 0.59 | 0.052 J,B |
| 10/01/19 | 3869.27 | 40.34 | 3828.93 | 0.00 | | | | |
| 10/03/19 | 3869.27 | | | | 0.12 | <0.010 | 0.73 | 0.20 |
| 06/23/20 | 3869.27 | 40.41 | 3828.86 | 0.00 | | | | |
| 06/25/20 | 3869.27 | | | | 0.14 | <0.010 | 0.91 | 0.13 |
| 12/14/20 | 3869.27 | 40.48 | 3828.79 | 0.00 | | | | |
| 12/16/20 | 3869.27 | | | | 0.10 | <0.0020 | 0.58 | 0.15 |

TABLE 4
CUMULATIVE WATER LEVEL MEASUREMENTS AND GROUNDWATER ANALYSES

Former ExxonMobil Gladiola Station
 Lea County, New Mexico

| Date | TOC Elev (feet) | GW Depth (feet) | GW Elev (feet) | NAPL (feet) | Benzene (mg/L) | Toluene (mg/L) | Ethylbenzene (mg/L) | Xylenes (mg/L) |
|--------------------------|---|-----------------|----------------|-------------|----------------|----------------|---------------------|----------------|
| NMED WQCC HHS | | | | | 0.005 | 1 | 0.7 | 0.62 |
| Field Point MW-17 | Well Screen Interval (feet): 29.50-44.50 | | | | | | | |
| 06/29/21 | 3869.27 | 40.67 | 3828.60 | 0.00 | | | | |
| 06/30/21 | 3869.27 | | | | 0.11 | <0.010 | 0.88 | 0.54 |
| 12/20/21 | 3869.27 | 40.61 | 3828.66 | 0.00 | | | | |
| 12/21/21 | 3869.27 | | | | 0.093 | <0.010 | 0.91 | 0.27 |
| 05/25/22 | 3869.27 | 40.80 | 3828.47 | 0.00 | 0.084 | <0.010 | 0.770 | 0.037 |
| 12/28/22 | 3869.27 | 40.78 | 3828.49 | 0.00 | | | | |
| 12/29/22 | 3869.27 | | | | 0.078 | <0.010 | 0.71 | 0.018 J |
| 06/20/23 | 3869.27 | 40.93 | 3828.34 | 0.00 | 0.053 | <0.010 | 0.59 | 0.0080 J |
| 09/08/23 | 3869.27 | 40.90 | 3828.37 | 0.00 | | | | |
| 12/07/23 | 3869.27 | 41.01 | 3828.26 | 0.00 | 0.035 | <0.0050 | 0.42 | <0.010 |
| 06/04/24 | 3869.27 | 41.03 | 3828.24 | 0.00 | 0.057 | <0.0050 | 0.64 | <0.010 |
| 12/19/24 | 3869.27 | 41.22 | 3828.05 | 0.00 | 0.039 | 0.0015 J | 0.51 | 0.024 |
| 06/17/25 | 3869.27 | 41.30 | 3827.97 | 0.00 | 0.032 | <0.0050 | 0.570 | 0.013 |
| 12/04/25 | 3869.27 | 41.38 | 3827.90 | 0.01 | | | | |
| Field Point MW-18 | Well Screen Interval (feet): 27.00-42.00 | | | | | | | |
| 08/19/09 | 3867.31 | 34.45 | 3832.86 | 0.00 | 2.40 | 0.0206 | 0.681 | 0.836 |
| 10/30/09 | 3867.31 | 34.60 | 3832.71 | 0.00 | 2.88 | 0.0144 | 0.779 | 0.703 |
| 10/13/11 | 3867.31 | 36.26 | 3831.05 | 0.00 | 1.81 | 0.00572 | 0.274 | 0.108 |
| 02/22/12 | 3867.31 | 36.59 | 3830.73 | 0.01 | | | | |
| 07/17/12 | 3868.79 | 37.30 | 3831.82 | 0.40 | | | | |
| 10/03/12 | 3868.79 | 38.20 | 3831.34 | 0.90 | | | | |
| 05/14/13 | 3868.79 | 38.23 | 3831.22 | 0.80 | | | | |
| 01/28/14 | 3868.79 | 38.92 | 3830.53 | 0.80 | | | | |
| 06/17/14 | 3868.79 | 38.99 | 3830.26 | 0.56 | | | | |
| 11/17/14 | 3868.79 | 39.12 | 3830.04 | 0.44 | | | | |
| 12/07/15 | 3868.79 | 39.15 | 3829.92 | 0.34 | | | | |
| 04/26/16 | 3868.79 | 39.36 | 3829.77 | 0.41 | | | | |
| 10/24/16 | 3868.79 | 39.19 | 3829.77 | 0.21 | | | | |
| 05/22/17 | 3868.79 | 39.45 | 3829.62 | 0.34 | | | | |
| 11/28/17 | 3868.79 | 39.41 | 3829.61 | 0.28 | | | | |
| 07/17/18 | 3868.94 | 39.50 | 3829.70 | 0.31 | | | | |
| 03/04/19 | 3868.94 | 39.75 | 3829.44 | 0.30 | | | | |
| 10/01/19 | 3868.94 | 39.88 | 3829.39 | 0.40 | | | | |
| 06/23/20 | 3868.94 | 40.02 | 3829.36 | 0.53 | | | | |
| 12/14/20 | 3868.94 | 40.21 | 3829.15 | 0.50 | | | | |
| 06/29/21 | 3868.94 | 40.92 | 3829.05 | 1.24 | | | | |
| 12/20/21 | 3868.94 | 40.89 | 3829.13 | 1.30 | | | | |
| 05/26/22 | 3868.94 | 40.95 | 3828.99 | 1.20 | | | | |
| 12/28/22 | 3868.94 | 41.37 | 3828.76 | 1.43 | | | | |
| 06/14/23 | 3868.94 | 41.20 | 3828.81 | 1.29 | | | | |
| 09/08/23 | 3868.94 | 40.70 | 3828.75 | 0.62 | | | | |
| 12/07/23 | 3868.94 | 40.30 | 3828.84 | 0.24 | | | | |
| 06/02/24 | 3868.94 | 40.63 | 3828.73 | 0.50 | | | | |
| 12/16/24 | 3868.94 | 40.68 | 3828.49 | 0.28 | | | | |
| 06/16/25 | 3868.94 | 40.63 | 3828.43 | 0.14 | | | | |
| 12/02/25 | 3868.94 | 40.58 | 3828.43 | 0.09 | | | | |

TABLE 4
CUMULATIVE WATER LEVEL MEASUREMENTS AND GROUNDWATER ANALYSES

Former ExxonMobil Gladiola Station
 Lea County, New Mexico

| Date | TOC Elev (feet) | GW Depth (feet) | GW Elev (feet) | NAPL (feet) | Benzene (mg/L) | Toluene (mg/L) | Ethylbenzene (mg/L) | Xylenes (mg/L) |
|--------------------------|---|-----------------|----------------|-------------|----------------|----------------|---------------------|----------------|
| NMED WQCC HHS | | | | | 0.005 | 1 | 0.7 | 0.62 |
| Field Point MW-19 | Well Screen Interval (feet): 27.00-42.00 | | | | | | | |
| 08/19/09 | 3867.26 | 34.22 | 3833.04 | 0.00 | <0.00100 | <0.00100 | <0.00100 | <0.00300 |
| 10/30/09 | 3867.26 | 34.40 | 3832.86 | 0.00 | <0.00100 | <0.00100 | <0.00100 | <0.00300 |
| 10/13/11 | 3867.26 | 36.08 | 3831.18 | 0.00 | <0.00100 | <0.00100 | <0.00100 | <0.00300 |
| 02/22/12 | 3867.26 | 37.14 | 3830.12 | 0.00 | 0.00188 | <0.00100 | 0.192 | 0.329 |
| 07/17/12 | 3868.75 | 36.81 | 3831.94 | 0.00 | <0.00100 | <0.00100 | <0.00100 | <0.00300 |
| 10/03/12 | 3868.75 | 36.98 | 3831.77 | 0.00 | <0.00100 | <0.00100 | <0.00100 | <0.00300 |
| 05/15/13 | 3868.75 | 37.51 | 3831.24 | 0.00 | <0.000200 | <0.00017 | <0.00019 | <0.00018 |
| 01/29/14 | 3868.75 | 38.15 | 3830.60 | 0.00 | <0.000200 | <0.00017 | <0.00019 | <0.00058 |
| 06/18/14 | 3868.75 | 38.43 | 3830.32 | 0.00 | <0.000200 | <0.00017 | <0.00019 | <0.00038 |
| 11/18/14 | 3868.75 | 38.66 | 3830.09 | 0.00 | <0.00100 | <0.00100 | <0.00100 | <0.002 |
| 12/09/15 | 3868.75 | 38.68 | 3830.07 | 0.00 | 0.00413 | <0.00100 | <0.00100 | 0.0714 |
| 04/27/16 | 3868.75 | 38.91 | 3829.84 | 0.00 | 0.00416 | <0.00100 | <0.00100 | 0.0569 |
| 10/24/16 | 3868.75 | 38.86 | 3829.89 | 0.00 | | | | |
| 10/25/16 | 3868.75 | | | | 0.00153 | <0.00100 | <0.00100 | 0.0343 |
| 05/22/17 | 3868.75 | 39.00 | 3829.75 | 0.00 | | | | |
| 05/24/17 | 3868.75 | | | | 0.0011 | 0.00020 J | 0.00060 | 0.0030 |
| 11/28/17 | 3868.75 | 39.08 | 3829.67 | 0.00 | | | | |
| 11/29/17 | 3868.75 | | | | 0.0010 | <0.00050 | 0.00098 | 0.00053 |
| 07/17/18 | 3868.90 | 39.11 | 3829.79 | 0.00 | | | | |
| 07/18/18 | 3868.90 | | | | 0.00034 J | 0.00072 | 0.00037 J | 0.00021 J |
| 03/05/19 | 3868.90 | 39.31 | 3829.59 | 0.00 | 0.00040 J | <0.00050 | 0.00029 J | <0.00050 |
| 10/01/19 | 3868.90 | 39.35 | 3829.55 | 0.00 | | | | |
| 10/02/19 | 3868.90 | | | | 0.00019 J | <0.00050 | <0.00050 | <0.0010 |
| 06/23/20 | 3868.90 | 39.47 | 3829.43 | 0.00 | | | | |
| 06/24/20 | 3868.90 | | | | 0.00017 J | <0.00050 | 0.00038 J | 0.0010 |
| 12/14/20 | 3868.90 | 39.55 | 3829.35 | 0.00 | | | | |
| 12/15/20 | 3868.90 | | | | 0.00038 J | <0.00050 | 0.0032 | <0.0010 |
| 06/29/21 | 3868.90 | 39.80 | 3829.19 | 0.11 | | | | |
| 12/20/21 | 3868.90 | 39.54 | 3829.79 | 0.52 | | | | |
| 05/26/22 | 3868.90 | 40.65 | 3829.14 | 1.07 | | | | |
| 12/28/22 | 3868.90 | 40.68 | 3829.07 | 1.02 | | | | |
| 06/14/23 | 3868.90 | 40.90 | 3828.84 | 1.01 | | | | |
| 09/08/23 | 3868.90 | 40.24 | 3828.91 | 0.30 | | | | |
| 12/07/23 | 3868.90 | 40.03 | 3828.94 | 0.08 | | | | |
| 06/01/24 | 3868.90 | 40.17 | 3828.80 | 0.08 | | | | |
| 12/16/24 | 3868.90 | 40.35 | 3828.62 | 0.08 | | | | |
| 06/16/25 | 3868.90 | 40.38 | 3828.56 | 0.05 | | | | |
| 12/02/25 | 3868.90 | 40.44 | 3828.47 | 0.01 | | | | |
| Field Point MW-20 | Well Screen Interval (feet): 29.50-44.50 | | | | | | | |
| 08/19/09 | 3867.50 | 34.69 | 3832.81 | 0.00 | <0.00100 | <0.00100 | <0.00100 | <0.00300 |
| 10/30/09 | 3867.50 | 34.85 | 3832.65 | 0.00 | <0.00100 | <0.00100 | <0.00100 | <0.00300 |
| 10/13/11 | 3867.50 | 36.55 | 3830.95 | 0.00 | <0.00100 | <0.00100 | <0.00100 | <0.00300 |
| 02/22/12 | 3867.50 | 37.09 | 3830.41 | 0.00 | <0.00100 | <0.00100 | <0.00100 | <0.00300 |
| 07/17/12 | 3868.97 | 37.31 | 3831.66 | 0.00 | <0.00100 | <0.00100 | <0.00100 | <0.00300 |
| 10/03/12 | 3868.97 | 37.48 | 3831.49 | 0.00 | <0.00100 | <0.00100 | <0.00100 | <0.00300 |
| 05/15/13 | 3868.97 | 37.99 | 3830.98 | 0.00 | <0.000200 | <0.00017 | <0.00019 | <0.00018 |
| 01/29/14 | 3868.97 | 38.65 | 3830.32 | 0.00 | <0.000200 | <0.00017 | <0.00019 | <0.00058 |

TABLE 4
CUMULATIVE WATER LEVEL MEASUREMENTS AND GROUNDWATER ANALYSES

Former ExxonMobil Gladiola Station
 Lea County, New Mexico

| Date | TOC Elev (feet) | GW Depth (feet) | GW Elev (feet) | NAPL (feet) | Benzene (mg/L) | Toluene (mg/L) | Ethylbenzene (mg/L) | Xylenes (mg/L) |
|--------------------------|---|-----------------|----------------|-------------|-----------------------------|----------------|---------------------|----------------|
| NMED WQCC HHS | | | | | 0.005 | 1 | 0.7 | 0.62 |
| Field Point MW-20 | Well Screen Interval (feet): 29.50-44.50 | | | | | | | |
| 06/18/14 | 3868.97 | 38.93 | 3830.04 | 0.00 | <0.000200 | <0.00017 | <0.00019 | <0.00038 |
| 11/18/14 | 3868.97 | 39.16 | 3829.81 | 0.00 | 0.0016 | <0.00100 | <0.00100 | 0.0098 |
| 12/07/15 | 3868.97 | 39.90 | 3829.83 | 0.92 | | | | |
| 04/26/16 | 3868.97 | 40.04 | 3829.70 | 0.93 | | | | |
| 10/24/16 | 3868.97 | 40.50 | 3829.60 | 1.36 | | | | |
| 05/22/17 | 3868.97 | 40.42 | 3829.53 | 1.18 | | | | |
| 11/28/17 | 3868.97 | 39.66 | 3829.58 | 0.33 | | | | |
| 07/17/18 | 3869.15 | 40.48 | 3829.66 | 1.19 | | | | |
| 03/04/19 | 3869.15 | 39.99 | 3829.58 | 0.50 | | | | |
| 10/01/19 | 3869.15 | 40.98 | 3829.37 | 1.45 | | | | |
| 06/23/20 | 3869.15 | 41.23 | 3829.30 | 1.66 | | | | |
| 12/14/20 | 3869.15 | 41.34 | 3829.15 | 1.62 | | | | |
| 06/29/21 | 3869.15 | 41.10 | 3829.01 | 1.16 | | | | |
| 12/20/21 | 3869.15 | 40.36 | 3829.12 | 0.40 | | | | |
| 05/26/22 | 3869.15 | 40.39 | 3828.97 | 0.25 | | | | |
| 12/28/22 | 3869.15 | 40.50 | 3828.78 | 0.16 | | | | |
| 06/14/23 | 3869.15 | 40.46 | 3828.71 | 0.03 | | | | |
| 09/08/23 | 3869.15 | | | | Well not gauged or sampled. | | | |
| 12/05/23 | 3869.15 | 40.56 | 3828.68 | 0.11 | | | | |
| 06/01/24 | 3869.15 | 40.51 | 3828.68 | 0.05 | | | | |
| 12/16/24 | 3869.15 | 40.71 | 3828.46 | 0.03 | | | | |
| 06/16/25 | 3869.15 | 40.74 | 3828.43 | 0.02 | | | | |
| 12/02/25 | 3869.15 | 40.77 | 3828.40 | 0.02 | | | | |
| Field Point MW-21 | Well Screen Interval (feet): 29.50-44.50 | | | | | | | |
| 08/19/09 | 3867.43 | 34.42 | 3833.01 | 0.00 | <0.00100 | <0.00100 | <0.00100 | <0.00300 |
| 10/30/09 | 3867.43 | 34.60 | 3832.83 | 0.00 | <0.00100 | <0.00100 | <0.00100 | <0.00300 |
| 10/13/11 | 3867.43 | 36.24 | 3831.19 | 0.00 | <0.00100 | <0.00100 | <0.00100 | <0.00300 |
| 02/22/12 | 3867.43 | 36.75 | 3830.68 | 0.00 | <0.00100 | <0.00100 | <0.00100 | <0.00300 |
| 07/17/12 | 3868.89 | 36.95 | 3831.94 | 0.00 | <0.00100 | <0.00100 | <0.00100 | <0.00300 |
| 10/03/12 | 3868.89 | 37.15 | 3831.74 | 0.00 | <0.00100 | <0.00100 | <0.00100 | <0.00300 |
| 05/15/13 | 3868.89 | 37.67 | 3831.22 | 0.00 | <0.000200 | <0.00017 | <0.00019 | <0.00018 |
| 01/29/14 | 3868.89 | 38.35 | 3830.54 | 0.00 | <0.000200 | <0.00017 | <0.00019 | <0.00058 |
| 06/18/14 | 3868.89 | 38.62 | 3830.27 | 0.00 | <0.000200 | <0.00017 | <0.00019 | <0.00038 |
| 11/18/14 | 3868.89 | 38.87 | 3830.02 | 0.00 | <0.00100 | <0.00100 | <0.00100 | <0.002 |
| 12/08/15 | 3868.89 | 38.85 | 3830.04 | 0.00 | 0.0124 | <0.00100 | <0.00100 | 0.00780 |
| 04/27/16 | 3868.89 | 39.05 | 3829.84 | 0.00 | 0.0115 | <0.00100 | <0.00100 | 0.0104 |
| 10/24/16 | 3868.89 | 39.13 | 3829.76 | 0.00 | | | | |
| 10/25/16 | 3868.89 | | | | 0.00383 | <0.00100 | <0.00100 | <0.00300 |
| 05/22/17 | 3868.89 | 39.26 | 3829.73 | 0.12 | | | | |
| 11/28/17 | 3868.89 | 39.63 | 3829.62 | 0.43 | | | | |
| 07/17/18 | 3869.07 | 40.05 | 3829.86 | 1.01 | | | | |
| 03/04/19 | 3869.07 | 40.24 | 3829.62 | 0.95 | | | | |
| 10/01/19 | 3869.07 | 40.13 | 3829.55 | 0.74 | | | | |
| 06/23/20 | 3869.07 | 40.20 | 3829.49 | 0.75 | | | | |
| 12/14/20 | 3869.07 | 39.89 | 3829.33 | 0.18 | | | | |
| 06/29/21 | 3869.07 | 40.01 | 3829.19 | 0.16 | | | | |
| 12/20/21 | 3869.07 | 39.89 | 3829.30 | 0.15 | | | | |

TABLE 4
CUMULATIVE WATER LEVEL MEASUREMENTS AND GROUNDWATER ANALYSES

Former ExxonMobil Gladiola Station
 Lea County, New Mexico

| Date | TOC Elev (feet) | GW Depth (feet) | GW Elev (feet) | NAPL (feet) | Benzene (mg/L) | Toluene (mg/L) | Ethylbenzene (mg/L) | Xylenes (mg/L) |
|--------------------------|---|-----------------|----------------|-------------|-----------------------------|----------------|---------------------|----------------|
| NMED WQCC HHS | | | | | 0.005 | 1 | 0.7 | 0.62 |
| Field Point MW-21 | Well Screen Interval (feet): 29.50-44.50 | | | | | | | |
| 05/26/22 | 3869.07 | 40.04 | 3829.13 | 0.12 | | | | |
| 12/28/22 | 3869.07 | 40.21 | 3828.92 | 0.07 | | | | |
| 06/14/23 | 3869.07 | 41.16 | 3827.96 | 0.06 | | | | |
| 09/08/23 | 3869.07 | | | | Well not gauged or sampled. | | | |
| 12/05/23 | 3869.07 | 40.28 | 3828.84 | 0.06 | | | | |
| 06/01/24 | 3869.07 | 40.26 | 3828.85 | 0.05 | | | | |
| 12/16/24 | 3869.07 | 40.50 | 3828.63 | 0.07 | | | | |
| 06/16/25 | 3869.07 | 40.50 | 3828.59 | 0.02 | | | | |
| 12/02/25 | 3869.07 | 40.44 | 3828.64 | 0.01 | | | | |
| Field Point MW-22 | Well Screen Interval (feet): 30.00-45.00 | | | | | | | |
| 10/30/09 | 3868.21 | 36.27 | 3831.94 | 0.00 | <0.00100 | <0.00100 | <0.00100 | <0.00300 |
| 10/13/11 | 3868.21 | 37.90 | 3830.31 | 0.00 | <0.00100 | <0.00100 | <0.00100 | <0.00300 |
| 02/22/12 | 3868.21 | 38.26 | 3829.95 | 0.00 | <0.00100 | <0.00100 | <0.00100 | <0.00300 |
| 07/17/12 | 3869.73 | 38.60 | 3831.13 | 0.00 | <0.00100 | <0.00100 | <0.00100 | <0.00300 |
| 10/03/12 | 3869.73 | 38.80 | 3830.93 | 0.00 | <0.00100 | <0.00100 | <0.00100 | <0.00300 |
| 05/15/13 | 3869.73 | 39.36 | 3830.37 | 0.00 | <0.000200 | <0.00017 | <0.00019 | <0.00018 |
| 01/29/14 | 3869.73 | 40.00 | 3829.73 | 0.00 | <0.000200 | <0.00017 | <0.00019 | <0.00058 |
| 01/29/14 D | 3869.73 | 40.00 | 3829.73 | 0.00 | <0.000200 | <0.00017 | <0.00019 | <0.00058 |
| 06/18/14 | 3869.73 | 40.29 | 3829.44 | 0.00 | <0.000200 | <0.00017 | <0.00019 | <0.00038 |
| 11/19/14 | 3869.73 | 40.54 | 3829.19 | 0.00 | <0.00100 | <0.00100 | <0.00100 | <0.002 |
| 12/08/15 | 3869.73 | 40.62 | 3829.11 | 0.00 | <0.00100 | <0.00100 | <0.00100 | <0.00300 |
| 04/27/16 | 3869.73 | 40.79 | 3828.94 | 0.00 | <0.00100 | <0.00100 | <0.00100 | <0.00300 |
| 10/24/16 | 3869.73 | 40.82 | 3828.91 | 0.00 | | | | |
| 10/25/16 | 3869.73 | | | | <0.00100 | <0.00100 | <0.00100 | <0.00300 |
| 05/22/17 | 3869.73 | 40.89 | 3828.84 | 0.00 | | | | |
| 05/24/17 | 3869.73 | | | | <0.00050 | <0.00050 | <0.00050 | <0.00050 |
| 11/28/17 | 3869.73 | 40.90 | 3828.83 | 0.00 | | | | |
| 11/29/17 | 3869.73 | | | | <0.00050 | <0.00050 | <0.00050 | <0.00050 |
| 07/17/18 | 3869.86 | 40.90 | 3828.96 | 0.00 | | | | |
| 07/18/18 | 3869.86 | 40.90 | 3828.96 | 0.00 | <0.00050 | 0.00041 J | <0.00050 | <0.00050 |
| 03/06/19 | 3869.86 | 41.16 | 3828.70 | 0.00 | <0.00050 | <0.00050 | <0.00050 | <0.00050 |
| 10/01/19 | 3869.86 | 41.18 | 3828.68 | 0.00 | | | | |
| 10/03/19 | 3869.86 | | | | <0.00050 | <0.00050 | <0.00050 | <0.0010 |
| 06/23/20 | 3869.86 | 41.24 | 3828.62 | 0.00 | | | | |
| 06/25/20 | 3869.86 | | | | <0.00050 | <0.00050 | <0.00050 | <0.0010 |
| 12/14/20 | 3869.86 | 41.32 | 3828.54 | 0.00 | | | | |
| 12/16/20 | 3869.86 | | | | <0.00050 | <0.00050 | 0.00099 | <0.0010 |
| 06/29/21 | 3869.86 | 41.51 | 3828.35 | 0.00 | | | | |
| 07/01/21 | 3869.86 | | | | <0.00050 | <0.00050 | <0.00050 | <0.0010 |
| 12/20/21 | 3869.86 | 41.44 | 3828.42 | 0.00 | | | | |
| 12/21/21 | 3869.86 | | | | <0.00050 | <0.00050 | <0.00050 | <0.0010 |
| 05/25/22 | 3869.86 | 41.58 | 3828.28 | 0.00 | <0.00050 | <0.00050 | <0.00050 | <0.0010 |
| 12/28/22 | 3869.86 | 41.62 | 3828.24 | 0.00 | | | | |
| 12/30/22 | 3869.86 | | | | <0.00050 | <0.00050 | <0.00050 | <0.0010 |
| 06/20/23 | 3869.86 | 41.75 | 3828.11 | 0.00 | | | | |
| 06/21/23 | 3869.86 | | | | 0.00022 J | <0.00050 | <0.00050 | <0.0010 |
| 09/08/23 | 3869.86 | 41.74 | 3828.12 | 0.00 | | | | |

TABLE 4
CUMULATIVE WATER LEVEL MEASUREMENTS AND GROUNDWATER ANALYSES

Former ExxonMobil Gladiola Station
 Lea County, New Mexico

| Date | TOC Elev (feet) | GW Depth (feet) | GW Elev (feet) | NAPL (feet) | Benzene (mg/L) | Toluene (mg/L) | Ethylbenzene (mg/L) | Xylenes (mg/L) |
|--------------------------|-----------------|---|----------------|-------------|-----------------------------|----------------|---------------------|----------------|
| NMED WQCC HHS | | | | | 0.005 | 1 | 0.7 | 0.62 |
| Field Point MW-22 | | Well Screen Interval (feet): 30.00-45.00 | | | | | | |
| 12/06/23 | 3869.86 | 41.87 | 3827.99 | 0.00 | <0.0010 | <0.0010 | <0.0010 | <0.0020 |
| 06/04/24 | 3869.86 | 41.84 | 3828.02 | 0.00 | 0.00072 | <0.00050 | <0.00050 | <0.0010 |
| 12/17/24 | 3869.86 | 42.01 | 3827.85 | 0.00 | <0.00050 | <0.00050 | <0.00050 | <0.0010 |
| 06/17/25 | 3869.86 | 42.14 | 3827.72 | 0.00 | <0.00050 | <0.00050 | <0.00050 | <0.0010 |
| 12/04/25 | 3869.86 | 42.24 | 3827.62 | 0.00 | <0.00050 | <0.00050 | <0.00050 | <0.0010 |
| Field Point MW-23 | | Well Screen Interval (feet): 31.00-46.00 | | | | | | |
| 02/22/12 | 3867.58 | 36.77 | 3830.81 | 0.00 | <0.00100 | <0.00100 | <0.00100 | <0.00300 |
| 07/17/12 | 3869.08 | 37.13 | 3831.95 | 0.00 | <0.00100 | <0.00100 | <0.00100 | <0.00300 |
| 10/03/12 | 3869.08 | 37.30 | 3831.78 | 0.00 | <0.00100 | <0.00100 | <0.00100 | <0.00300 |
| 05/15/13 | 3869.08 | 37.88 | 3831.20 | 0.00 | <0.000200 | <0.00017 | <0.00019 | <0.00018 |
| 01/29/14 | 3869.08 | 38.51 | 3830.57 | 0.00 | <0.000200 | <0.00017 | <0.00019 | <0.00058 |
| 06/18/14 | 3869.08 | 38.79 | 3830.29 | 0.00 | <0.000200 | <0.00017 | <0.00019 | <0.00038 |
| 11/18/14 | 3869.08 | 39.03 | 3830.05 | 0.00 | 0.13 | <0.00100 | 0.0092 | 0.065 |
| 12/08/15 | 3869.08 | 39.01 | 3830.07 | 0.00 | 1.45 | <0.00100 | 0.239 | <0.00300 |
| 04/27/16 | 3869.08 | 38.24 | 3830.84 | 0.00 | 0.473 | <0.00500 | 0.0887 | <0.0150 |
| 10/24/16 | 3869.08 | 34.35 | 3834.82 | 0.11 | | | | |
| 05/22/17 | 3869.08 | 39.42 | 3829.75 | 0.11 | | | | |
| 11/28/17 | 3869.08 | 39.50 | 3829.65 | 0.08 | | | | |
| 07/17/18 | 3869.22 | 39.46 | 3829.82 | 0.07 | | | | |
| 03/04/19 | 3869.22 | 39.72 | 3829.58 | 0.10 | | | | |
| 10/01/19 | 3869.22 | 39.74 | 3829.52 | 0.05 | | | | |
| 06/23/20 | 3869.22 | 39.81 | 3829.47 | 0.07 | | | | |
| 12/14/20 | 3869.22 | 39.96 | 3829.30 | 0.05 | | | | |
| 06/29/21 | 3869.22 | 40.07 | 3829.17 | 0.03 | | | | |
| 12/20/21 | 3869.22 | 40.01 | 3829.28 | 0.08 | | | | |
| 05/26/22 | 3869.22 | 40.13 | 3829.11 | 0.03 | | | | |
| 12/28/22 | 3869.22 | 40.12 | 3829.13 | 0.04 | | | | |
| 06/14/23 | 3869.22 | 40.28 | 3828.95 | 0.01 | | | | |
| 09/08/23 | 3869.22 | | | | Well not gauged or sampled. | | | |
| 12/05/23 | 3869.22 | 40.40 | 3828.83 | 0.01 | | | | |
| 06/01/24 | 3869.22 | 40.41 | 3828.82 | 0.01 | | | | |
| 12/16/24 | 3869.22 | 40.62 | 3828.61 | 0.01 | | | | |
| 06/16/25 | 3869.22 | 40.67 | 3828.57 | 0.02 | | | | |
| 12/02/25 | 3869.22 | 40.61 | 3828.62 | 0.01 | | | | |
| Field Point MW-24 | | Well Screen Interval (feet): 28.00-43.00 | | | | | | |
| 02/22/12 | 3866.60 | 35.74 | 3830.89 | 0.04 | | | | |
| 07/17/12 | 3867.88 | 39.70 | 3831.62 | 4.15 | | | | |
| 10/03/12 | 3867.88 | 40.09 | 3831.40 | 4.35 | | | | |
| 05/14/13 | 3867.88 | 38.05 | 3831.35 | 1.83 | | | | |
| 01/28/14 | 3867.88 | 41.92 | 3830.28 | 5.21 | | | | |
| 06/17/14 | 3867.88 | 43.09 | 3830.04 | 6.33 | | | | |
| 11/18/14 | 3867.88 | 43.30 | 3829.98 | 6.50 | | | | |
| 12/07/15 | 3867.88 | 42.51 | 3829.94 | 5.50 | | | | |
| 04/27/16 | 3867.88 | 41.39 | 3829.54 | 3.68 | | | | |
| 10/24/16 | 3867.88 | 42.33 | 3830.00 | 5.36 | | | | |
| 05/22/17 | 3867.88 | 39.82 | 3829.55 | 1.80 | | | | |

TABLE 4
CUMULATIVE WATER LEVEL MEASUREMENTS AND GROUNDWATER ANALYSES

Former ExxonMobil Gladiola Station
 Lea County, New Mexico

| Date | TOC Elev (feet) | GW Depth (feet) | GW Elev (feet) | NAPL (feet) | Benzene (mg/L) | Toluene (mg/L) | Ethylbenzene (mg/L) | Xylenes (mg/L) |
|--------------------------|---|-----------------|----------------|-------------|-----------------------------|----------------|---------------------|----------------|
| NMED WQCC HHS | | | | | 0.005 | 1 | 0.7 | 0.62 |
| Field Point MW-24 | Well Screen Interval (feet): 28.00-43.00 | | | | | | | |
| 11/28/17 | 3867.88 | 40.54 | 3830.11 | 3.34 | | | | |
| 07/17/18 | 3868.04 | 39.49 | 3829.64 | 1.31 | | | | |
| 03/04/19 | 3868.04 | 40.14 | 3829.39 | 1.80 | | | | |
| 10/01/19 | 3868.04 | 39.98 | 3828.91 | 1.02 | | | | |
| 06/23/20 | 3868.04 | 40.95 | 3829.21 | 2.55 | | | | |
| 12/14/20 | 3868.04 | 40.04 | 3829.05 | 1.27 | | | | |
| 06/29/21 | 3868.04 | 38.44 | 3830.51 | 1.10 | | | | |
| 12/20/21 | 3868.04 | 39.38 | 3829.37 | 0.86 | | | | |
| 05/26/22 | 3868.04 | 39.72 | 3828.95 | 0.76 | | | | |
| 12/28/22 | 3868.04 | 40.21 | 3829.02 | 1.43 | | | | |
| 06/13/23 | 3868.04 | 40.25 | 3828.72 | 1.12 | | | | |
| 09/08/23 | 3868.04 | 41.22 | 3828.82 | 2.41 | | | | |
| 12/05/23 | 3868.04 | 41.46 | 3827.24 | 0.78 | | | | |
| 06/01/24 | 3868.04 | 40.69 | 3828.56 | 1.46 | | | | |
| 12/16/24 | 3868.04 | 41.53 | 3828.79 | 2.75 | | | | |
| 06/16/25 | 3868.04 | 40.85 | 3828.56 | 1.65 | | | | |
| 12/02/25 | 3868.04 | 39.65 | 3828.81 | 0.50 | | | | |
| Field Point MW-25 | Well Screen Interval (feet): 28.00-43.00 | | | | | | | |
| 02/22/12 | 3867.61 | 37.00 | 3830.61 | 0.00 | 8.7 | 1.12 | 0.911 | 2.7 |
| 07/17/12 | 3868.99 | 37.84 | 3831.58 | 0.52 | | | | |
| 10/03/12 | 3868.99 | 38.92 | 3830.91 | 1.01 | | | | |
| 05/14/13 | 3868.99 | 40.02 | 3830.99 | 2.43 | | | | |
| 01/28/14 | 3868.99 | 41.72 | 3830.26 | 3.60 | | | | |
| 06/17/14 | 3868.99 | 41.74 | 3829.99 | 3.30 | | | | |
| 11/17/14 | 3868.99 | 41.45 | 3829.77 | 2.69 | | | | |
| 12/07/15 | 3868.99 | 40.96 | 3829.73 | 2.05 | | | | |
| 04/26/16 | 3868.99 | 40.00 | 3829.57 | 0.70 | | | | |
| 10/24/16 | 3868.99 | 41.03 | 3829.53 | 1.89 | | | | |
| 05/22/17 | 3868.99 | 41.13 | 3829.42 | 1.88 | | | | |
| 11/28/17 | 3868.99 | 41.57 | 3829.34 | 2.31 | | | | |
| 07/17/18 | 3869.14 | 40.20 | 3829.52 | 0.70 | | | | |
| 03/04/19 | 3869.14 | 40.99 | 3829.27 | 1.35 | | | | |
| 10/01/19 | 3869.14 | 41.49 | 3829.19 | 1.85 | | | | |
| 06/23/20 | 3869.14 | 41.89 | 3829.17 | 2.31 | | | | |
| 12/14/20 | 3869.14 | 40.69 | 3829.01 | 0.67 | | | | |
| 06/29/21 | 3869.14 | 40.78 | 3828.92 | 0.67 | | | | |
| 12/20/21 | 3869.14 | 40.56 | 3828.97 | 0.47 | | | | |
| 05/26/22 | 3869.14 | 40.62 | 3828.82 | 0.36 | | | | |
| 12/28/22 | 3869.14 | 40.76 | 3828.64 | 0.31 | | | | |
| 06/13/23 | 3869.14 | 40.65 | 3828.68 | 0.23 | | | | |
| 09/08/23 | 3869.14 | | | | Well not gauged or sampled. | | | |
| 12/05/23 | 3869.14 | 40.88 | 3828.46 | 0.23 | | | | |
| 06/02/24 | 3869.14 | 40.70 | 3828.57 | 0.16 | | | | |
| 12/16/24 | 3869.14 | 41.02 | 3828.34 | 0.27 | | | | |
| 06/16/25 | 3869.14 | 41.12 | 3828.26 | 0.29 | | | | |
| 12/02/25 | 3869.14 | 41.18 | 3828.30 | 0.41 | | | | |

TABLE 4
CUMULATIVE WATER LEVEL MEASUREMENTS AND GROUNDWATER ANALYSES

Former ExxonMobil Gladiola Station
 Lea County, New Mexico

| Date | TOC Elev (feet) | GW Depth (feet) | GW Elev (feet) | NAPL (feet) | Benzene (mg/L) | Toluene (mg/L) | Ethylbenzene (mg/L) | Xylenes (mg/L) |
|--------------------------|-----------------|---|----------------|-------------|----------------|----------------|---------------------|----------------|
| NMED WQCC HHS | | | | | 0.005 | 1 | 0.7 | 0.62 |
| Field Point MW-26 | | Well Screen Interval (feet): 30.00-45.00 | | | | | | |
| 02/22/12 | 3867.59 | 37.28 | 3830.31 | 0.00 | <0.00100 | <0.00100 | <0.00100 | <0.00300 |
| 07/17/12 | 3868.98 | 37.90 | 3831.08 | 0.00 | 0.00177 | <0.00100 | <0.00100 | <0.00300 |
| 10/03/12 | 3868.98 | 37.93 | 3831.05 | 0.00 | 0.00236 | <0.00100 | <0.00100 | <0.00300 |
| 05/15/13 | 3868.98 | 38.37 | 3830.61 | 0.00 | 0.0153 | <0.00017 | <0.00019 | <0.00018 |
| 01/29/14 | 3868.98 | 39.01 | 3829.97 | 0.00 | 0.0129 | <0.00017 | <0.00019 | <0.00058 |
| 06/18/14 | 3868.98 | 39.30 | 3829.68 | 0.00 | 0.000672 J | <0.00017 | <0.00019 | <0.00038 |
| 11/19/14 | 3868.98 | 39.55 | 3829.43 | 0.00 | 0.0033 | <0.00100 | <0.00100 | <0.002 |
| 12/08/15 | 3868.98 | 39.58 | 3829.40 | 0.00 | <0.00100 | <0.00100 | <0.00100 | <0.00300 |
| 04/27/16 | 3868.98 | 39.78 | 3829.20 | 0.00 | 0.0242 | <0.00100 | <0.00100 | <0.00300 |
| 10/24/16 | 3868.98 | 39.81 | 3829.17 | 0.00 | | | | |
| 10/25/16 | 3868.98 | | | | <0.00100 | <0.00100 | <0.00100 | <0.00300 |
| 05/22/17 | 3868.98 | 39.86 | 3829.12 | 0.00 | | | | |
| 05/24/17 | 3868.98 | | | | 0.037 | 0.00023 J | <0.00050 | 0.00044 J |
| 11/28/17 | 3868.98 | 39.95 | 3829.03 | 0.00 | | | | |
| 11/29/17 | 3868.98 | | | | 0.00061 | <0.00050 | 0.00025 J | 0.00046 J |
| 07/17/18 | 3869.15 | 39.89 | 3829.26 | 0.00 | | | | |
| 07/18/18 | 3869.15 | | | | 0.12 | 0.0012 J | 0.059 | 0.17 |
| 03/04/19 | 3869.15 | 40.60 | 3829.01 | 0.55 | | | | |
| 10/01/19 | 3869.15 | 41.41 | 3829.01 | 1.53 | | | | |
| 06/23/20 | 3869.15 | 41.60 | 3828.94 | 1.67 | | | | |
| 12/14/20 | 3869.15 | 41.82 | 3828.77 | 1.74 | | | | |
| 06/29/21 | 3869.15 | 42.01 | 3828.63 | 1.80 | | | | |
| 12/20/21 | 3869.15 | 41.81 | 3828.73 | 1.67 | | | | |
| 05/25/22 | 3869.15 | 42.10 | 3828.58 | 1.84 | | | | |
| 12/28/22 | 3869.15 | 42.13 | 3828.51 | 1.80 | | | | |
| 06/14/23 | 3869.15 | 42.18 | 3828.41 | 1.73 | | | | |
| 09/08/23 | 3869.15 | 42.00 | 3828.36 | 1.46 | | | | |
| 12/05/23 | 3869.15 | 40.66 | 3830.02 | 1.80 | | | | |
| 06/01/24 | 3869.15 | 41.52 | 3827.66 | 0.04 | | | | |
| 12/16/24 | 3869.15 | 41.30 | 3828.13 | 0.34 | | | | |
| 06/16/25 | 3869.15 | 41.33 | 3828.04 | 0.26 | | | | |
| 12/02/25 | 3869.15 | 41.20 | 3828.06 | 0.13 | | | | |
| Field Point MW-27 | | Well Screen Interval (feet): 35.00-50.00 | | | | | | |
| 07/17/18 | 3869.12 | 39.63 | 3829.49 | 0.00 | | | | |
| 07/19/18 | 3869.12 | 39.60 | 3829.52 | 0.00 | <0.00050 | 0.00025 J | <0.00050 | <0.00050 |
| 03/06/19 | 3869.12 | 39.85 | 3829.27 | 0.00 | 0.000083 J | <0.00050 | <0.00050 | <0.00050 |
| 10/01/19 | 3869.12 | 39.88 | 3829.24 | 0.00 | | | | |
| 10/02/19 | 3869.12 | | | | <0.00050 | <0.00050 | <0.00050 | <0.0010 |
| 06/23/20 | 3869.12 | 39.98 | 3829.14 | 0.00 | | | | |
| 06/24/20 | 3869.12 | | | | <0.00050 | <0.00050 | <0.00050 | <0.0010 |
| 12/14/20 | 3869.12 | 40.05 | 3829.07 | 0.00 | | | | |
| 12/15/20 | 3869.12 | | | | <0.00050 | <0.00050 | <0.00050 | <0.0010 |
| 06/29/21 | 3869.12 | 40.25 | 3828.87 | 0.00 | | | | |
| 06/30/21 | 3869.12 | | | | <0.00050 | <0.00050 | <0.00050 | <0.0010 |
| 12/20/21 | 3869.12 | 40.16 | 3828.96 | 0.00 | | | | |
| 12/21/21 | 3869.12 | | | | <0.00050 | <0.00050 | <0.00050 | <0.0010 |
| 05/25/22 | 3869.12 | 40.33 | 3828.79 | 0.00 | <0.00050 | <0.00050 | <0.00050 | <0.0010 |

TABLE 4
CUMULATIVE WATER LEVEL MEASUREMENTS AND GROUNDWATER ANALYSES

Former ExxonMobil Gladiola Station
 Lea County, New Mexico

| Date | TOC Elev (feet) | GW Depth (feet) | GW Elev (feet) | NAPL (feet) | Benzene (mg/L) | Toluene (mg/L) | Ethylbenzene (mg/L) | Xylenes (mg/L) |
|--------------------------|---|-----------------|----------------|-------------|-----------------------------|----------------|---------------------|----------------|
| NMED WQCC HHS | | | | | 0.005 | 1 | 0.7 | 0.62 |
| Field Point MW-27 | Well Screen Interval (feet): 35.00-50.00 | | | | | | | |
| 12/28/22 | 3869.12 | 40.38 | 3828.74 | 0.00 | | | | |
| 12/29/22 | 3869.12 | | | | <0.00050 | <0.00050 | <0.00050 | <0.0010 |
| 06/20/23 | 3869.12 | 40.53 | 3828.59 | 0.00 | <0.00050 | <0.00050 | <0.00050 | <0.0010 |
| 09/08/23 | 3869.12 | | | | Well not gauged or sampled. | | | |
| 12/07/23 | 3869.12 | 40.54 | 3828.58 | 0.00 | <0.00050 | <0.00050 | <0.00050 | <0.0010 |
| 06/04/24 | 3869.12 | 40.56 | 3828.56 | 0.00 | <0.00050 | <0.00050 | <0.00050 | <0.0010 |
| 12/19/24 | 3869.12 | 40.78 | 3828.34 | 0.00 | <0.00050 | <0.00050 | <0.00050 | <0.0010 |
| 06/18/25 | 3869.12 | 40.95 | 3828.17 | 0.00 | <0.00050 | <0.00050 | <0.00050 | <0.0010 |
| 12/04/25 | 3869.12 | 40.97 | 3828.15 | 0.00 | <0.00050 | <0.00050 | <0.00050 | <0.0010 |
| Field Point MW-28 | Well Screen Interval (feet): 35.00-50.00 | | | | | | | |
| 07/17/18 | 3869.32 | 39.65 | 3829.67 | 0.00 | | | | |
| 07/19/18 | 3869.32 | | | | <0.00050 | 0.00025 J | <0.00050 | <0.00050 |
| 03/05/19 | 3869.32 | 41.00 | 3828.32 | 0.00 | <0.00050 | <0.00050 | <0.00050 | <0.00050 |
| 10/01/19 | 3869.32 | 39.89 | 3829.43 | 0.00 | | | | |
| 10/02/19 | 3869.32 | | | | <0.00050 | <0.00050 | <0.00050 | <0.0010 |
| 06/23/20 | 3869.32 | 39.99 | 3829.33 | 0.00 | | | | |
| 06/24/20 | 3869.32 | | | | <0.00050 | <0.00050 | <0.00050 | <0.0010 |
| 12/14/20 | 3869.32 | 40.06 | 3829.26 | 0.00 | | | | |
| 12/15/20 | 3869.32 | | | | <0.00050 | <0.00050 | <0.00050 | <0.0010 |
| 06/29/21 | 3869.32 | 40.26 | 3829.06 | 0.00 | | | | |
| 06/30/21 | 3869.32 | | | | <0.00050 | <0.00050 | <0.00050 | <0.0010 |
| 12/20/21 | 3869.32 | 40.11 | 3829.21 | 0.00 | | | | |
| 12/21/21 | 3869.32 | | | | <0.00050 | <0.00050 | <0.00050 | <0.0010 |
| 05/25/22 | 3869.32 | 40.40 | 3828.92 | 0.00 | <0.00050 | <0.00050 | <0.00050 | <0.0010 |
| 12/28/22 | 3869.32 | 40.36 | 3828.96 | 0.00 | | | | |
| 12/29/22 | 3869.32 | | | | <0.00050 | <0.00050 | <0.00050 | <0.0010 |
| 06/20/23 | 3869.08 | 40.51 | 3828.57 | 0.00 | <0.00050 | <0.00050 | <0.00050 | <0.0010 |
| 09/08/23 | 3869.32 | | | | Well not gauged or sampled. | | | |
| 12/06/23 | 3869.32 | 40.60 | 3828.72 | 0.00 | 0.00039 J | <0.00050 | <0.00050 | <0.0010 |
| 06/04/24 | 3869.32 | 40.58 | 3828.74 | 0.00 | <0.00050 | <0.00050 | <0.00050 | <0.0010 |
| 12/19/24 | 3869.32 | 40.77 | 3828.55 | 0.00 | <0.00050 | <0.00050 | <0.00050 | <0.0010 |
| 06/18/25 | 3869.32 | 41.00 | 3828.32 | 0.00 | <0.00050 | <0.00050 | <0.00050 | <0.0010 |
| 12/04/25 | 3869.32 | 40.95 | 3828.37 | 0.00 | <0.00050 | <0.00050 | <0.00050 | <0.0010 |
| Field Point MW-29 | Well Screen Interval (feet): 35.00-50.00 | | | | | | | |
| 07/17/18 | 3869.36 | 39.52 | 3829.84 | 0.00 | | | | |
| 07/19/18 | 3869.36 | 39.47 | 3829.89 | 0.00 | <0.00050 | <0.00050 | <0.00050 | <0.00050 |
| 03/05/19 | 3869.36 | 39.89 | 3829.47 | 0.00 | <0.00050 | <0.00050 | <0.00050 | <0.00050 |
| 10/01/19 | 3869.36 | 39.70 | 3829.66 | 0.00 | | | | |
| 10/02/19 | 3869.36 | | | | <0.00050 | <0.00050 | <0.00050 | <0.0010 |
| 06/23/20 | 3869.36 | 39.83 | 3829.53 | 0.00 | | | | |
| 06/24/20 | 3869.36 | | | | <0.00050 | <0.00050 | <0.00050 | <0.0010 |
| 12/14/20 | 3869.36 | 39.88 | 3829.48 | 0.00 | | | | |
| 12/15/20 | 3869.36 | | | | <0.00050 | <0.00050 | <0.00050 | <0.0010 |
| 06/29/21 | 3869.36 | 40.08 | 3829.28 | 0.00 | | | | |
| 06/30/21 | 3869.36 | | | | <0.00050 | <0.00050 | <0.00050 | <0.0010 |
| 12/20/21 | 3869.36 | 40.01 | 3829.35 | 0.00 | | | | |

TABLE 4
CUMULATIVE WATER LEVEL MEASUREMENTS AND GROUNDWATER ANALYSES

Former ExxonMobil Gladiola Station
 Lea County, New Mexico

| Date | TOC Elev (feet) | GW Depth (feet) | GW Elev (feet) | NAPL (feet) | Benzene (mg/L) | Toluene (mg/L) | Ethylbenzene (mg/L) | Xylenes (mg/L) |
|--------------------------|---|-----------------|----------------|-------------|-----------------------------|----------------|---------------------|----------------|
| NMED WQCC HHS | | | | | 0.005 | 1 | 0.7 | 0.62 |
| Field Point MW-29 | Well Screen Interval (feet): 35.00-50.00 | | | | | | | |
| 12/21/21 | 3869.36 | | | | <0.00050 | <0.00050 | <0.00050 | <0.0010 |
| 05/24/22 | 3869.36 | 40.07 | 3829.29 | 0.00 | <0.00050 | <0.00050 | <0.00050 | <0.0010 |
| 12/28/22 | 3869.36 | 40.16 | 3829.20 | 0.00 | | | | |
| 12/29/22 | 3869.36 | | | | <0.00050 | <0.00050 | <0.00050 | <0.0010 |
| 06/20/23 | 3869.36 | 40.34 | 3829.02 | 0.00 | <0.00050 | <0.00050 | <0.00050 | <0.0010 |
| 09/08/23 | 3869.36 | | | | Well not gauged or sampled. | | | |
| 12/06/23 | 3869.36 | 40.39 | 3828.97 | 0.00 | <0.00050 | <0.00050 | <0.00050 | <0.0010 |
| 06/04/24 | 3869.36 | 40.45 | 3828.91 | 0.00 | <0.00050 | <0.00050 | <0.00050 | <0.0010 |
| 12/18/24 | 3869.36 | 40.63 | 3828.73 | 0.00 | <0.00050 | <0.00050 | <0.00050 | <0.0010 |
| 06/18/25 | 3869.36 | 40.80 | 3828.56 | 0.00 | <0.00050 | <0.00050 | <0.00050 | <0.0010 |
| 12/03/25 | 3869.36 | 40.73 | 3828.63 | 0.00 | <0.00050 | <0.00050 | <0.00050 | <0.0010 |
| Field Point MW-30 | Well Screen Interval (feet): 35.00-50.00 | | | | | | | |
| 07/17/18 | 3869.10 | 39.10 | 3830.00 | 0.00 | | | | |
| 07/19/18 | 3869.10 | | | | <0.00050 | 0.00025 J | <0.00050 | <0.00050 |
| 03/05/19 | 3869.10 | 39.44 | 3829.66 | 0.00 | <0.00050 | <0.00050 | <0.00050 | <0.00050 |
| 10/01/19 | 3869.10 | 39.39 | 3829.71 | 0.00 | | | | |
| 10/02/19 | 3869.10 | | | | <0.00050 | <0.00050 | <0.00050 | <0.0010 |
| 06/23/20 | 3869.10 | 39.52 | 3829.58 | 0.00 | | | | |
| 06/24/20 | 3869.10 | | | | <0.00050 | <0.00050 | <0.00050 | <0.0010 |
| 12/14/20 | 3869.10 | 39.57 | 3829.53 | 0.00 | | | | |
| 12/15/20 | 3869.10 | | | | <0.00050 | <0.00050 | <0.00050 | <0.0010 |
| 06/29/21 | 3869.10 | 39.77 | 3829.33 | 0.00 | | | | |
| 06/30/21 | 3869.10 | | | | <0.00050 | <0.00050 | <0.00050 | <0.0010 |
| 12/20/21 | 3869.10 | 39.68 | 3829.42 | 0.00 | | | | |
| 12/21/21 | 3869.10 | | | | <0.00050 | <0.00050 | <0.00050 | <0.0010 |
| 05/24/22 | 3869.10 | 39.75 | 3829.35 | 0.00 | <0.00050 | <0.00050 | <0.00050 | <0.0010 |
| 12/28/22 | 3869.10 | 39.85 | 3829.25 | 0.00 | | | | |
| 12/29/22 | 3869.10 | | | | <0.00050 | <0.00050 | <0.00050 | <0.0010 |
| 06/20/23 | 3869.10 | 40.04 | 3829.06 | 0.00 | <0.00050 | <0.00050 | <0.00050 | <0.0010 |
| 09/08/23 | 3869.10 | | | | Well not gauged or sampled. | | | |
| 12/06/23 | 3869.10 | 40.09 | 3829.01 | 0.00 | <0.00050 | <0.00050 | <0.00050 | <0.0010 |
| 06/03/24 | 3869.10 | 40.09 | 3829.01 | 0.00 | <0.00050 | <0.00050 | <0.00050 | <0.0010 |
| 12/17/24 | 3869.10 | 40.25 | 3828.85 | 0.00 | <0.00050 | <0.00050 | <0.00050 | <0.0010 |
| 06/18/25 | 3869.10 | 40.48 | 3828.62 | 0.00 | <0.00050 | <0.00050 | <0.00050 | <0.0010 |
| 12/03/25 | 3869.10 | 40.42 | 3828.68 | 0.00 | <0.00050 | <0.00050 | <0.00050 | <0.0010 |
| Field Point MW-31 | Well Screen Interval (feet): 35.00-50.00 | | | | | | | |
| 07/17/18 | 3869.05 | 39.90 | 3829.15 | 0.00 | | | | |
| 07/19/18 | 3869.05 | | | | <0.00050 | 0.00039 J | <0.00050 | 0.0010 |
| 03/07/19 | 3869.05 | 40.16 | 3828.89 | 0.00 | 0.00044 J | <0.00050 | 0.00065 | 0.0019 J |
| 10/01/19 | 3869.05 | 40.18 | 3828.87 | 0.00 | | | | |
| 10/03/19 | 3869.05 | | | | 0.00011 J | <0.00050 | 0.00013 J | <0.0010 |
| 06/23/20 | 3869.05 | 40.25 | 3828.80 | 0.00 | | | | |
| 06/25/20 | 3869.05 | | | | <0.00050 | <0.00050 | 0.00028 J | <0.0010 |
| 12/14/20 | 3869.05 | 40.32 | 3828.73 | 0.00 | | | | |
| 12/16/20 | 3869.05 | | | | 0.00045 J | <0.00050 | 0.00039 J | <0.0010 |
| 06/29/21 | 3869.05 | 40.50 | 3828.55 | 0.00 | | | | |

TABLE 4
CUMULATIVE WATER LEVEL MEASUREMENTS AND GROUNDWATER ANALYSES

Former ExxonMobil Gladiola Station
 Lea County, New Mexico

| Date | TOC Elev (feet) | GW Depth (feet) | GW Elev (feet) | NAPL (feet) | Benzene (mg/L) | Toluene (mg/L) | Ethylbenzene (mg/L) | Xylenes (mg/L) |
|--------------------------|---|-----------------|----------------|-------------|----------------|----------------|---------------------|----------------|
| NMED WQCC HHS | | | | | 0.005 | 1 | 0.7 | 0.62 |
| Field Point MW-31 | Well Screen Interval (feet): 35.00-50.00 | | | | | | | |
| 07/01/21 | 3869.05 | | | | <0.00050 | <0.00050 | <0.00050 | <0.0010 |
| 12/20/21 | 3869.05 | 40.44 | 3828.61 | 0.00 | | | | |
| 12/22/21 | 3869.05 | | | | <0.00050 | <0.00050 | <0.00050 | <0.0010 |
| 05/25/22 | 3869.05 | 40.61 | 3828.44 | 0.00 | 0.00021 J | <0.00050 | <0.00050 | <0.0010 |
| 12/28/22 | 3869.05 | 40.64 | 3828.41 | 0.00 | | | | |
| 12/30/22 | 3869.05 | | | | 0.00022 J | <0.00050 | <0.00050 | <0.0010 |
| 06/20/23 | 3869.05 | 40.76 | 3828.29 | 0.00 | | | | |
| 06/21/23 | 3869.05 | | | | <0.00050 | <0.00050 | <0.00050 | <0.0010 |
| 09/08/23 | 3869.05 | 40.77 | 3828.28 | 0.00 | | | | |
| 12/06/23 | 3869.05 | 40.84 | 3828.21 | 0.00 | <0.00050 | <0.00050 | <0.00050 | <0.0010 |
| 06/03/24 | 3869.05 | 40.86 | 3828.19 | 0.00 | <0.00050 | <0.00050 | <0.00050 | <0.0010 |
| 12/17/24 | 3869.05 | 41.03 | 3828.02 | 0.00 | <0.00050 | <0.00050 | <0.00050 | <0.0010 |
| 06/17/25 | 3869.05 | 41.27 | 3827.78 | 0.00 | <0.00050 | <0.00050 | <0.00050 | <0.0010 |
| 12/04/25 | 3869.05 | 41.30 | 3827.75 | 0.00 | <0.00050 | <0.00050 | <0.00050 | <0.0010 |
| Field Point MW-32 | Well Screen Interval (feet): 35.00-50.00 | | | | | | | |
| 07/17/18 | 3870.35 | 41.28 | 3829.07 | 0.00 | | | | |
| 07/19/18 | 3870.35 | | | | 0.0041 | 0.00022 J | 0.00042 J | 0.012 |
| 03/06/19 | 3870.35 | 41.26 | 3829.09 | 0.00 | 0.0020 | 0.00012 J | 0.00017 J | 0.00048 J,B |
| 10/01/19 | 3870.35 | 41.55 | 3828.80 | 0.00 | | | | |
| 10/03/19 | 3870.35 | | | | 0.0012 | <0.00050 | <0.00050 | <0.0010 |
| 06/23/20 | 3870.35 | 41.63 | 3828.72 | 0.00 | | | | |
| 06/24/20 | 3870.35 | | | | 0.00097 | <0.00050 | <0.00050 | <0.0010 |
| 12/14/20 | 3870.35 | 41.69 | 3828.66 | 0.00 | | | | |
| 12/16/20 | 3870.35 | | | | 0.00087 | <0.00050 | <0.00050 | <0.0010 |
| 06/29/21 | 3870.35 | 41.89 | 3828.46 | 0.00 | | | | |
| 06/30/21 | 3870.35 | | | | 0.00097 | <0.00050 | <0.00050 | <0.0010 |
| 12/20/21 | 3870.35 | 41.81 | 3828.54 | 0.00 | | | | |
| 12/21/21 | 3870.35 | | | | 0.00071 | <0.00050 | <0.00050 | <0.0010 |
| 05/25/22 | 3870.35 | 41.99 | 3828.36 | 0.00 | 0.00073 | <0.00050 | <0.00050 | <0.0010 |
| 12/28/22 | 3870.35 | 42.01 | 3828.34 | 0.00 | | | | |
| 12/29/22 | 3870.35 | | | | 0.00079 | <0.00050 | 0.00032 J | <0.0010 |
| 06/20/23 | 3870.19 | 42.13 | 3828.06 | 0.00 | 0.00077 | <0.00050 | <0.00050 | <0.0010 |
| 06/22/23 | 3870.19 | | | | | | | |
| 09/08/23 | 3870.19 | 42.14 | 3828.05 | 0.00 | | | | |
| 12/05/23 | 3870.19 | 42.30 | 3827.89 | 0.00 | 0.00055 | <0.00050 | <0.00050 | <0.0010 |
| 06/03/24 | 3870.19 | 42.19 | 3828.00 | 0.00 | 0.00055 | <0.00050 | <0.00050 | <0.0010 |
| 12/17/24 | 3870.19 | 42.47 | 3827.72 | 0.00 | 0.00048 J | <0.00050 | 0.00027 J | <0.0010 |
| 06/17/25 | 3870.19 | 42.53 | 3827.66 | 0.00 | 0.00031 J | <0.00050 | <0.00050 | <0.0010 |
| 12/03/25 | 3870.19 | 42.57 | 3827.62 | 0.00 | 0.00025 J | <0.00050 | <0.00050 | <0.0010 |
| Field Point MW-33 | Well Screen Interval (feet): 33.00-53.00 | | | | | | | |
| 06/22/23 | 3869.17 | 41.02 | 3828.15 | 0.00 | <0.00050 | <0.00050 | <0.00050 | <0.0010 |
| 09/06/23 | 3869.17 | 41.05 | 3828.12 | 0.00 | <0.00050 | <0.00050 | <0.00050 | <0.0010 |
| 12/05/23 | 3869.17 | 41.25 | 3827.92 | 0.00 | <0.00050 | <0.00050 | <0.00050 | <0.0010 |
| 06/03/24 | 3869.17 | 41.19 | 3827.98 | 0.00 | <0.00050 | <0.00050 | <0.00050 | <0.0010 |
| 12/17/24 | 3869.17 | 41.25 | 3827.92 | 0.00 | <0.00050 | <0.00050 | <0.00050 | <0.0010 |
| 06/17/25 | 3869.17 | 41.35 | 3827.82 | 0.00 | <0.00050 | <0.00050 | <0.00050 | <0.0010 |

TABLE 4
CUMULATIVE WATER LEVEL MEASUREMENTS AND GROUNDWATER ANALYSES

Former ExxonMobil Gladiola Station
 Lea County, New Mexico

| Date | TOC Elev (feet) | GW Depth (feet) | GW Elev (feet) | NAPL (feet) | Benzene (mg/L) | Toluene (mg/L) | Ethylbenzene (mg/L) | Xylenes (mg/L) |
|--------------------------|---|-----------------|----------------|-------------|----------------|----------------|---------------------|----------------|
| NMED WQCC HHS | | | | | 0.005 | 1 | 0.7 | 0.62 |
| Field Point MW-33 | Well Screen Interval (feet): 33.00-53.00 | | | | | | | |
| 12/03/25 | 3869.17 | 41.49 | 3827.68 | 0.00 | <0.00050 | <0.00050 | <0.00050 | <0.0010 |
| Field Point MW-34 | Well Screen Interval (feet): 33.00-53.00 | | | | | | | |
| 06/22/23 | 3869.35 | 41.39 | 3827.96 | 0.00 | <0.00050 | <0.00050 | <0.00050 | <0.0010 |
| 09/06/23 | 3869.35 | 41.45 | 3827.90 | 0.00 | <0.00050 | <0.00050 | <0.00050 | <0.0010 |
| 12/05/23 | 3869.35 | 41.55 | 3827.80 | 0.00 | <0.00050 | <0.00050 | <0.00050 | <0.0010 |
| 06/03/24 | 3869.35 | 41.44 | 3827.91 | 0.00 | <0.00050 | <0.00050 | <0.00050 | <0.0010 |
| 12/17/24 | 3869.35 | 41.59 | 3827.76 | 0.00 | <0.00050 | <0.00050 | <0.00050 | <0.0010 |
| 06/17/25 | 3869.35 | 41.71 | 3827.64 | 0.00 | <0.00050 | <0.00050 | <0.00050 | <0.0010 |
| 12/03/25 | 3869.35 | 41.80 | 3827.55 | 0.00 | <0.00050 | <0.00050 | <0.00050 | <0.0010 |
| Field Point MW-35 | Well Screen Interval (feet): 33.00-53.00 | | | | | | | |
| 06/22/23 | 3869.00 | 41.48 | 3827.52 | 0.00 | <0.00050 | <0.00050 | <0.00050 | <0.0010 |
| 09/06/23 | 3869.00 | 41.46 | 3827.54 | 0.00 | 0.00016 J | <0.00050 | <0.00050 | <0.0010 |
| 12/05/23 | 3869.00 | 41.54 | 3827.46 | 0.00 | <0.00050 | <0.00050 | <0.00050 | <0.0010 |
| 06/03/24 | 3869.00 | 41.46 | 3827.54 | 0.00 | <0.00050 | <0.00050 | <0.00050 | <0.0010 |
| 12/18/24 | 3869.00 | 41.36 | 3827.64 | 0.00 | <0.00050 | <0.00050 | <0.00050 | <0.0010 |
| 06/18/25 | 3869.00 | 41.82 | 3827.18 | 0.00 | <0.00050 | <0.00050 | <0.00050 | <0.0010 |
| 12/03/25 | 3869.00 | 41.78 | 3827.22 | 0.00 | <0.00050 | <0.00050 | <0.00050 | <0.0010 |
| Field Point MW-36 | Well Screen Interval (feet): 33.00-53.00 | | | | | | | |
| 06/20/23 | 3869.23 | 40.84 | 3828.39 | 0.00 | <0.00050 | <0.00050 | <0.00050 | <0.0010 |
| 09/06/23 | 3869.23 | 40.90 | 3828.33 | 0.00 | <0.00050 | <0.00050 | <0.00050 | <0.0010 |
| 12/05/23 | 3869.23 | 40.98 | 3828.25 | 0.00 | <0.00050 | <0.00050 | <0.00050 | <0.0010 |
| 06/03/24 | 3869.23 | 40.98 | 3828.25 | 0.00 | <0.00050 | <0.00050 | <0.00050 | <0.0010 |
| 12/18/24 | 3869.23 | 41.17 | 3828.06 | 0.00 | <0.00050 | <0.00050 | <0.00050 | <0.0010 |
| 06/19/25 | 3869.23 | 41.32 | 3827.91 | 0.00 | <0.00050 | <0.00050 | <0.00050 | <0.0010 |
| 12/03/25 | 3869.23 | 41.27 | 3827.96 | 0.00 | <0.00050 | <0.00050 | <0.00050 | <0.0010 |
| Field Point MW-37 | Well Screen Interval (feet): 33.00-53.00 | | | | | | | |
| 06/23/23 | 3867.91 | 39.05 | 3828.86 | 0.00 | <0.00050 | <0.00050 | <0.00050 | <0.0010 |
| 09/06/23 | 3867.91 | 39.10 | 3828.81 | 0.00 | <0.00050 | <0.00050 | <0.00050 | <0.0010 |
| 12/06/23 | 3867.91 | 39.19 | 3828.72 | 0.00 | <0.00050 | <0.00050 | <0.00050 | <0.0010 |
| 06/03/24 | 3867.91 | 39.20 | 3828.71 | 0.00 | <0.00050 | <0.00050 | <0.00050 | <0.0010 |
| 12/18/24 | 3867.91 | 39.43 | 3828.48 | 0.00 | <0.00050 | <0.00050 | <0.00050 | <0.0010 |
| 06/19/25 | 3867.91 | 39.57 | 3828.34 | 0.00 | <0.00050 | <0.00050 | <0.00050 | <0.0010 |
| 12/03/25 | 3867.91 | 39.55 | 3828.36 | 0.00 | <0.00050 | <0.00050 | <0.00050 | <0.0010 |
| Field Point MW-38 | Well Screen Interval (feet): 33.00-53.00 | | | | | | | |
| 06/22/23 | 3867.70 | 35.86 | 3831.84 | 0.00 | <0.00050 | <0.00050 | <0.00050 | <0.0010 |
| 09/06/23 | 3867.70 | 39.00 | 3828.70 | 0.00 | <0.00050 | <0.00050 | <0.00050 | <0.0010 |
| 12/06/23 | 3867.70 | 39.07 | 3828.63 | 0.00 | <0.00050 | <0.00050 | <0.00050 | <0.0010 |
| 06/03/24 | 3867.70 | 39.10 | 3828.60 | 0.00 | <0.00050 | <0.00050 | <0.00050 | <0.0010 |
| 12/18/24 | 3867.70 | 39.36 | 3828.34 | 0.00 | <0.00050 | <0.00050 | <0.00050 | <0.0010 |
| 06/19/25 | 3867.70 | 39.49 | 3828.21 | 0.00 | <0.00050 | <0.00050 | <0.00050 | <0.0010 |
| 12/03/25 | 3867.70 | 39.45 | 3828.25 | 0.00 | <0.00050 | <0.00050 | <0.00050 | <0.0010 |
| Field Point MW-39 | Well Screen Interval (feet): 28.00-50.00 | | | | | | | |
| 03/28/24 | 3868.69 | 40.56 | 3828.13 | 0.00 | (g) | (g) | (g) | (g) |
| 06/03/24 | 3868.69 | 40.60 | 3828.09 | 0.00 | <0.00050 | <0.00050 | <0.00050 | <0.0010 |

TABLE 4
CUMULATIVE WATER LEVEL MEASUREMENTS AND GROUNDWATER ANALYSES

Former ExxonMobil Gladiola Station
 Lea County, New Mexico

| Date | TOC Elev (feet) | GW Depth (feet) | GW Elev (feet) | NAPL (feet) | Benzene (mg/L) | Toluene (mg/L) | Ethylbenzene (mg/L) | Xylenes (mg/L) |
|---------------------------|---|-----------------|----------------|-------------|----------------|----------------|---------------------|----------------|
| NMED WQCC HHS | | | | | 0.005 | 1 | 0.7 | 0.62 |
| Field Point MW-39 | Well Screen Interval (feet): 28.00-50.00 | | | | | | | |
| 12/18/24 | 3868.69 | 40.80 | 3827.89 | 0.00 | <0.00050 | <0.00050 | <0.00050 | <0.0010 |
| 06/18/25 | 3868.69 | 40.84 | 3827.85 | 0.00 | <0.00050 | <0.00050 | <0.00050 | <0.0010 |
| 12/03/25 | 3868.69 | 40.83 | 3827.86 | 0.00 | <0.00050 | <0.00050 | <0.00050 | <0.0010 |
| Field Point SB-1GW | Grab Groundwater Sample | | | | | | | |
| 10/28/11 | | | | | 0.00719 | <0.00100 | <0.00100 | <0.00300 |
| Field Point SB-2GW | Grab Groundwater Sample | | | | | | | |
| 10/28/11 | | | | | 1.88 | 0.0938 | 0.138 | 0.26 |
| Field Point SB-3GW | Grab Groundwater Sample | | | | | | | |
| 10/28/11 | | | | | 1.94 | 2.42 | 0.986 | 2.27 |
| Field Point SB-4GW | Grab Groundwater Sample | | | | | | | |
| 10/28/11 | | | | | 3.91 | 0.0703 | 0.587 | 1.15 |
| Field Point SB-5GW | Grab Groundwater Sample | | | | | | | |
| 10/28/11 | | | | | 2.9 | 0.024 | 0.034 | 0.218 |
| Field Point SB-6GW | Grab Groundwater Sample | | | | | | | |
| 10/28/11 | | | | | 0.00133 | <0.00100 | 0.00168 | <0.00300 |
| Field Point SB-7GW | Grab Groundwater Sample | | | | | | | |
| 10/28/11 | | | | | 0.135 | 0.00135 | 0.0263 | 0.0759 |

Notes:
 Bolded values equal or exceed applicable regulatory limits.
 Total naphthalene is the sum of 1-methylnaphthalene, 2-methylnaphthalene, and naphthalene.
 ELEV = Elevation. Elevations are adjusted for NAPL thickness using a relative density of 0.83.
 GW = Groundwater.
 NAPL = Non-aqueous phase liquid.
 NMED WQCC = New Mexico Environmental Department Water Quality Control Commission.
 DWS = Other Standards for Domestic Water Supply with 10,000 mg/L TDS or less (20.6.2.3103 NMAC).
 HHS = Human Health Standard for groundwater with 10,000 mg/L TDS or less (20.6.2.3103 NMAC).
 IU = Irrigation Use Standard for groundwater with 10,000 mg/L TDS or less (20.6.2.3103 NMAC).
 TOC = Top of casing.
 TDS = Total dissolved solids.
 µg/L = Micrograms per liter.
 mg/L = Milligrams per liter.
 BDL = Below laboratory detection limits.
 < = Not detected at or above stated laboratory reporting limit.
 A-01 = Could not obtain constant weight.
 B = Analyte reported in associated method or trip blank.
 D = Duplicate.
 H = Analyzed outside the recommended hold time.
 J = Estimated value between method detection limit and practical quantitation limit.
 R1 = The relative percent difference between the primary and confirmatory analysis exceeded 40%; the higher value was reported.
 R10 = The relative percent difference between the primary and confirmatory analysis exceeded 40%; the lower value was reported due to apparent chromatographic problem.
 R12 = The relative percent difference between the primary and confirmatory analysis exceeded 40%; the lower value was reported.
 X = Pre-purge/no-purge sample.
 (a) = Analyzed by EPA Method 8310.
 (b) = Analyzed by EPA Method 8260B.
 (c) = Analyzed method unknown.
 (d) = Analyzed to determine the presence of NAPL.
 (e) = Insufficient water to purge.
 (f) = DTW measured in the field indicates less than 6 inches of water in the well, which is not representative of the actual groundwater table.
 Groundwater elevation not calculated, data not used to compile groundwater elevation map.
 (g) = Insufficient containers for analysis.
 (h) = Method detection limit.

TABLE 5
CUMULATIVE GROUNDWATER ANALYTICAL RESULTS FOR PAHs
Former ExxonMobil Gladiola Station
Lea County, New Mexico

Table with columns for Date, Acenaphthene (mg/L), Acenaphthylene (mg/L), Anthracene (mg/L), Benzo(a)anthracene (mg/L), Benzo(a)pyrene (mg/L), Benzo(b)fluoranthene (mg/L), Benzo(g,h,i)perylene (mg/L), Benzo(k)fluoranthene (mg/L), Chrysene (mg/L), Dibenz(a,h)anthracene (mg/L), Fluoranthene (mg/L), Fluorene (mg/L), Indeno(1,2,3-cd)pyrene (mg/L), Phenanthrene (mg/L), Pyrene (mg/L), Naphthalene (mg/L), 1-Methylnaphthalene (mg/L), 2-Methylnaphthalene (mg/L), and Total Naphthalene (mg/L). Rows include summary data for NMED WQCC HHS and detailed data for Field Points MW-1, MW-2, MW-3, and MW-4 with various dates and values.

TABLE 5
CUMULATIVE GROUNDWATER ANALYTICAL RESULTS FOR PAHS
Former ExxonMobil Gladiola Station
Lea County, New Mexico

Table with columns: Date, Acenaphthene (mg/L), Acenaphthylene (mg/L), Anthracene (mg/L), Benzo(a)anthracene (mg/L), Benzo(a)pyrene (mg/L), Benzo(b)fluoranthene (mg/L), Benzo(g,h,i)perylene (mg/L), Benzo(k)fluoranthene (mg/L), Chrysene (mg/L), Dibenz(a,h)anthracene (mg/L), Fluoranthene (mg/L), Fluorene (mg/L), Indeno(1,2,3-cd)pyrene (mg/L), Phenanthrene (mg/L), Pyrene (mg/L), Naphthalene (mg/L), 1-Methylnaphthalene (mg/L), 2-Methylnaphthalene (mg/L), Total Naphthalene (mg/L). Includes data for Field Point MW-5 and Field Point MW-6.

TABLE 5
CUMULATIVE GROUNDWATER ANALYTICAL RESULTS FOR PAHs

Former ExxonMobil Gladiola Station
Lea County, New Mexico

| Date | Acenaphthene (mg/L) | Acenaphthylene (mg/L) | Anthracene (mg/L) | Benzo(a)anthracene (mg/L) | Benzo(a)pyrene (mg/L) | Benzo(b)fluoranthene (mg/L) | Benzo(g,h,i)perylene (mg/L) | Benzo(k)fluoranthene (mg/L) | Chrysene (mg/L) | Dibenz(a,h)anthracene (mg/L) | Fluoranthene (mg/L) | Fluorene (mg/L) | Indeno(1,2,3-cd)pyrene (mg/L) | Phenanthrene (mg/L) | Pyrene (mg/L) | Naphthalene (mg/L) | 1-Methylnaphthalene (mg/L) | 2-Methylnaphthalene (mg/L) | Total Naphthalene (mg/L) |
|--------------------------|---|-----------------------|-------------------|---------------------------|-----------------------|-----------------------------|-----------------------------|-----------------------------|-----------------|------------------------------|---------------------|-----------------|-------------------------------|---------------------|---------------|--------------------|----------------------------|----------------------------|--------------------------|
| NMED WQCC HHS | NA | NA | NA | NA | 0.0007 | NA | NA | NA | NA | NA | NA | NA | NA | NA | NA | NA | NA | NA | 0.03 |
| Field Point MW-6 | Well Screen Interval (feet): 27.05-42.05 | | | | | | | | | | | | | | | | | | |
| 12/05/25 | 0.0042 | <0.000099 | <0.000099 | <0.000099 | <0.000099 | <0.000099 | <0.000099 | <0.000099 | 0.0048 | <0.000099 | <0.000099 | <0.000099 | <0.000099 | 0.0041 | <0.000099 | <0.000099 | <0.000099 | <0.000099 | <0.000099 |
| Field Point MW-7 | Well Screen Interval (feet): 24.35-39.35 | | | | | | | | | | | | | | | | | | |
| 07/25/06 | <0.000939 | <0.000939 | <0.000939 | <0.000188 | <0.0000939 | <0.0000939 | <0.000188 | <0.000131 | <0.0000939 | <0.000188 | <0.000188 | <0.000469 | <0.000188 | <0.000469 | <0.000188 | 0.00383 (a) | 0.00855 | 0.00879 | 0.02117 |
| 02/07/07 | <0.00109 | <0.00543 | <0.00109 | <0.000217 | <0.000109 | <0.000109 | <0.000217 | <0.000152 | <0.000109 | <0.000217 | <0.000217 | 0.000772 | <0.000217 | <0.000543 | <0.000217 | 0.00284 (a) | 0.0215 | 0.0150 | 0.03934 |
| 04/15/08 | <0.00971 | <0.00971 | <0.00971 | <0.00971 | <0.00971 | <0.00971 | <0.00971 | <0.00971 | <0.00971 | <0.00971 | <0.00971 | <0.00971 | <0.00971 | <0.00971 | <0.00971 | <0.00971 | <0.00971 | <0.00971 | <0.02913 |
| 09/26/08 | <0.00943 | <0.00943 | <0.00943 | <0.00943 | <0.00943 | <0.00943 | <0.00943 | <0.00943 | <0.00943 | <0.00943 | <0.00943 | <0.00943 | <0.00943 | <0.00943 | <0.00943 | <0.00943 | <0.00943 | <0.00943 | <0.02829 |
| 05/18/09 | <0.0100 | <0.0100 | <0.0100 | <0.0100 | <0.0100 | <0.0100 | <0.0100 | <0.0100 | <0.0100 | <0.0100 | <0.0100 | <0.0100 | <0.0100 | <0.0100 | <0.0100 | <0.0100 | <0.0100 | <0.0100 | <0.0300 |
| 08/19/09 | <0.00100 | <0.00500 | <0.00100 | <0.000200 | <0.000100 | <0.000100 | <0.000200 | <0.000140 | <0.000100 | <0.000200 | <0.000200 | 0.00135 | <0.000200 | <0.000500 | 0.000665 | 0.00227 (c) | 0.00400 | <0.00100 | 0.00627 |
| 10/30/09 | <0.00100 | <0.00500 | <0.00100 | <0.000200 | <0.000100 | <0.000100 | <0.000200 | <0.000140 | <0.000100 | <0.000200 | <0.000200 | 0.00149 | <0.000200 | <0.000500 | 0.000609 R1 | <0.00100 (c) | 0.00873 R1 | 0.00372 | 0.0125 R1 |
| 10/13/11 | 0.000116 | <0.000105 | <0.000105 | <0.000105 | <0.000105 | <0.000105 | <0.000105 | <0.000105 | <0.000105 | <0.000105 | <0.000105 | 0.000547 | <0.000105 | 0.000147 | <0.000105 | 0.000537 | 0.000611 | 0.000558 | 0.001706 |
| Field Point MW-8 | Well Screen Interval (feet): 23.05-38.05 | | | | | | | | | | | | | | | | | | |
| 07/25/06 | <0.000939 | <0.000939 | <0.000939 | <0.000188 | <0.0000939 | <0.0000939 | <0.000188 | <0.000131 | <0.0000939 | <0.000188 | <0.000188 | <0.000469 | <0.000188 | <0.000469 | <0.000188 | <0.000939 (a) | 0.00472 | <0.000939 | 0.004720 |
| 02/07/07 | <0.00104 | <0.00521 | <0.00104 | <0.000208 | <0.000104 | <0.000104 | <0.000208 | <0.000146 | <0.000104 | <0.000208 | <0.000208 | <0.000521 | <0.000208 | <0.000521 | <0.000208 | <0.00104 (a) | 0.0201 | 0.0113 | 0.03140 |
| 04/15/08 | <0.00962 | <0.00962 | <0.00962 | <0.00962 | <0.00962 | <0.00962 | <0.00962 | <0.00962 | <0.00962 | <0.00962 | <0.00962 | <0.00962 | <0.00962 | <0.00962 | <0.00962 | <0.00962 | <0.00962 | <0.00962 | <0.02886 |
| 09/26/08 | <0.00980 | <0.00980 | <0.00980 | <0.00980 | <0.00980 | <0.00980 | <0.00980 | <0.00980 | <0.00980 | <0.00980 | <0.00980 | <0.00980 | <0.00980 | <0.00980 | <0.00980 | <0.00980 | <0.00980 | <0.00980 | <0.02940 |
| 05/18/09 | <0.00952 | <0.00952 | <0.00952 | <0.00952 | <0.00952 | <0.00952 | <0.00952 | <0.00952 | <0.00952 | <0.00952 | <0.00952 | <0.00952 | <0.00952 | <0.00952 | <0.00952 | <0.00952 | <0.00952 | <0.00952 | <0.02856 |
| 08/19/09 | <0.00103 | <0.00513 | <0.00103 | <0.000205 | <0.000103 | <0.000103 | <0.000205 | <0.000144 | <0.000103 | <0.000205 | <0.000205 | 0.00101 | <0.000205 | <0.000513 | 0.000657 | <0.00103 (c) | 0.00674 R1 | 0.00354 R1 | 0.01028 R1 |
| 10/30/09 | <0.00100 | <0.00500 | <0.00100 | >0.000200 | <0.000100 | 0.0001 | <0.000200 | <0.000140 | <0.000100 | <0.000200 | <0.000200 | 0.0012 | <0.000200 | 0.0005 | 0.000518 | <0.00100 (c) | 0.0101 R1 | 0.00430 | 0.0144 R1 |
| Field Point MW-9 | Well Screen Interval (feet): 27.64-42.64 | | | | | | | | | | | | | | | | | | |
| 07/21/06 | <0.00099 | 0.001 | <0.00099 | <0.000198 | <0.00099 | <0.00099 | <0.000198 | <0.000139 | <0.00099 | 0.000198 | <0.000198 | <0.000495 | <0.000198 | <0.000495 | <0.000198 | <0.00099 (a) | <0.00099 | <0.00099 | <0.00297 |
| 02/06/07 | <0.00104 | <0.00521 | <0.00104 | <0.000208 | <0.000104 | <0.000104 | <0.000208 | <0.000146 | <0.000104 | <0.000208 | <0.000208 | <0.000521 | <0.000208 | <0.000521 | <0.000208 | <0.00104 (a) | 0.0148 | 0.00424 | 0.01904 |
| 04/15/08 | <0.00971 | <0.00971 | <0.00971 | <0.00971 | <0.00971 | <0.00971 | <0.00971 | <0.00971 | <0.00971 | <0.00971 | <0.00971 | <0.00971 | <0.00971 | <0.00971 | <0.00971 | <0.00971 | <0.00971 | <0.00971 | <0.02913 |
| 09/26/08 | <0.00962 | <0.00962 | <0.00962 | <0.00962 | <0.00962 | <0.00962 | <0.00962 | <0.00962 | <0.00962 | <0.00962 | <0.00962 | <0.00962 | <0.00962 | <0.00962 | <0.00962 | <0.00962 | <0.00962 | <0.00962 | <0.02886 |
| 05/18/09 | <0.00952 | <0.00952 | <0.00952 | <0.00952 | <0.00952 | <0.00952 | <0.00952 | <0.00952 | <0.00952 | <0.00952 | <0.00952 | <0.00952 | <0.00952 | <0.00952 | <0.00952 | <0.00952 | <0.00952 | <0.00952 | <0.02856 |
| 08/19/09 | <0.000971 | <0.00485 | <0.000971 | <0.000194 | <0.0000971 | <0.0000971 | <0.000194 | <0.000136 | <0.0000971 | <0.000194 | <0.000194 | <0.000485 | <0.000194 | <0.000485 | <0.000194 | <0.000971 (c) | <0.000971 | <0.000971 | <0.002913 |
| 10/30/09 | <0.00100 | <0.00500 | <0.00100 | <0.000200 | <0.000100 | <0.000100 | <0.000200 | <0.000140 | <0.000100 | <0.000200 | <0.000200 | <0.000500 | <0.000200 | <0.000500 | 0.00101 | <0.00100 (c) | <0.00100 | <0.00100 | BDL |
| 10/13/11 | <0.0000952 | <0.0000952 | <0.0000952 | <0.0000952 | <0.0000952 | <0.0000952 | <0.0000952 | <0.0000952 | <0.0000952 | <0.0000952 | <0.0000952 | 0.000476 | <0.0000952 | <0.0000952 | <0.0000952 | <0.0000952 | <0.0000952 | <0.0000952 | <0.0000952 |
| 02/22/12 | <0.0000952 | <0.0000952 | <0.0000952 | <0.0000952 | <0.0000952 | <0.0000952 | <0.0000952 | <0.0000952 | <0.0000952 | <0.0000952 | <0.0000952 | 0.000295 | <0.0000952 | <0.0000952 | <0.0000952 | 0.00143 | <0.0000952 | <0.0000952 | 0.00143 |
| 07/17/12 | <0.00190 | <0.00190 | <0.00190 | <0.00190 | <0.00190 | <0.00190 | <0.00190 | <0.00190 | <0.00190 | <0.00190 | <0.00190 | <0.00190 | <0.00190 | <0.00190 | <0.00190 | <0.00500 | <0.00190 | <0.00190 | <0.00500 |
| 10/03/12 | 0.017 | 0.00713 | <0.00377 | 0.0271 | <0.00377 | <0.00377 | <0.00377 | <0.00377 | <0.00377 | <0.00377 | 0.005 | 0.0768 | <0.00377 | 0.0941 | 0.00931 | 0.0676 | 0.537 | 0.795 | 1.3996 |
| Field Point MW-10 | Well Screen Interval (feet): 28.08-43.08 | | | | | | | | | | | | | | | | | | |
| 07/21/06 | 0.001 | 0.001 | 0.001 | <0.000200 | <0.0001 | <0.0001 | <0.000200 | <0.00014 | <0.0001 | <0.000200 | <0.000200 | 0.000892 | <0.000200 | <0.0005 | <0.000200 | <0.001 (a) | 0.001 | 0.001 | 0.001 |
| 02/06/07 | <0.00110 | <0.00549 | <0.00110 | <0.000220 | <0.000110 | <0.000110 | <0.000220 | <0.000154 | <0.000110 | <0.000220 | <0.000220 | 0.000831 | <0.000220 | <0.00549 | <0.000220 | <0.00110 (a) | <0.00110 | <0.00110 | <0.00330 |
| 04/15/08 | <0.00971 | <0.00971 | <0.00971 | <0.00971 | <0.00971 | <0.00971 | <0.00971 | <0.00971 | <0.00971 | <0.00971 | <0.00971 | <0.00971 | <0.00971 | <0.00971 | <0.00971 | <0.00971 | <0.00971 | <0.00971 | <0.02913 |
| 09/26/08 | <0.0100 | <0.0100 | <0.0100 | <0.0100 | <0.0100 | <0.0100 | <0.0100 | <0.0100 | <0.0100 | <0.0100 | <0.0100 | <0.0100 | <0.0100 | <0.0100 | <0.0100 | <0.0100 | <0.0100 | <0.0100 | <0.0300 |
| 05/18/09 | <0.00952 | <0.00952 | <0.00952 | <0.00952 | <0.00952 | <0.00952 | <0.00952 | <0.00952 | <0.00952 | <0.00952 | <0.00952 | <0.00952 | <0.00952 | <0.00952 | <0.00952 | <0.00952 | <0.00952 | <0.00952 | <0.02856 |
| 08/19/09 | <0.000980 | <0.00490 | <0.000980 | <0.000196 | <0.0000980 | <0.0000980 | <0.000196 | <0.000137 | <0.0000980 | <0.000196 | <0.000196 | <0.000490 | <0.000196 | <0.000490 | <0.000196 | <0.000980 (c) | <0.000980 | 0.00268 | 0.00268 |
| 11/19/09 | <0.00105 | <0.00526 | <0.00105 | <0.000211 | <0.000105 | <0.000105 | <0.000211 | <0.000147 | <0.000105 | <0.000211 | <0.000211 | 0.000683 | <0.000211 | <0.000526 | 0.000935 R1 | <0.00105 (c) | 0.0202 R1 | 0.0142 R1 | 0.0344 R1 |
| 10/13/11 | <0.0000943 | <0.0000943 | <0.0000943 | <0.0000943 | <0.0000943 | <0.0000943 | <0.0000943 | <0.0000943 | <0.0000943 | <0.0000943 | <0.0000943 | 0.000104 | <0.0000943 | <0.0000943 | <0.0000943 | <0.0000943 | <0.0000943 | <0.0000943 | <0.0000943 |

TABLE 5
CUMULATIVE GROUNDWATER ANALYTICAL RESULTS FOR PAHS
Former ExxonMobil Gladiola Station
Lea County, New Mexico

Table with 20 columns: Date, Acenaphthene (mg/L), Acenaphthylene (mg/L), Anthracene (mg/L), Benzo(a)anthracene (mg/L), Benzo(a)pyrene (mg/L), Benzo(b)fluoranthene (mg/L), Benzo(g,h,i)perylene (mg/L), Benzo(k)fluoranthene (mg/L), Chrysene (mg/L), Dibenz(a,h)anthracene (mg/L), Fluoranthene (mg/L), Fluorene (mg/L), Indeno(1,2,3-cd)pyrene (mg/L), Phenanthrene (mg/L), Pyrene (mg/L), Naphthalene (mg/L), 1-Methylnaphthalene (mg/L), 2-Methylnaphthalene (mg/L), Total Naphthalene (mg/L). Rows include field point data for MW-11, MW-12, MW-13, MW-14, MW-15, and MW-16.

TABLE 5
CUMULATIVE GROUNDWATER ANALYTICAL RESULTS FOR PAHS
Former ExxonMobil Gladiola Station
Lea County, New Mexico

Table with 20 columns: Date, Acenaphthene, Acenaphthylene, Anthracene, Benzo(a)anthracene, Benzo(a)pyrene, Benzo(b)fluoranthene, Benzo(g,h,i)perylene, Benzo(k)fluoranthene, Chrysene, Dibenz(a,h)anthracene, Fluoranthene, Fluorene, Indeno(1,2,3-cd)pyrene, Phenanthrene, Pyrene, Naphthalene, 1-Methylnaphthalene, 2-Methylnaphthalene, Total Naphthalene. Rows include field point data for MW-16, MW-17, MW-18, and MW-19.

TABLE 5
CUMULATIVE GROUNDWATER ANALYTICAL RESULTS FOR PAHs

Former ExxonMobil Gladiola Station
Lea County, New Mexico

| Date | Acenaphthene (mg/L) | Acenaphthylene (mg/L) | Anthracene (mg/L) | Benzo(a)anthracene (mg/L) | Benzo(a)pyrene (mg/L) | Benzo(b)fluoranthene (mg/L) | Benzo(g,h,i)perylene (mg/L) | Benzo(k)fluoranthene (mg/L) | Chrysene (mg/L) | Dibenz(a,h)anthracene (mg/L) | Fluoranthene (mg/L) | Fluorene (mg/L) | Indeno(1,2,3-cd)pyrene (mg/L) | Phenanthrene (mg/L) | Pyrene (mg/L) | Naphthalene (mg/L) | 1-Methylnaphthalene (mg/L) | 2-Methylnaphthalene (mg/L) | Total Naphthalene (mg/L) |
|---------------------------|---|-----------------------|-------------------|---------------------------|-----------------------|-----------------------------|-----------------------------|-----------------------------|-----------------|------------------------------|---------------------|-----------------|-------------------------------|---------------------|---------------|--------------------|----------------------------|----------------------------|--------------------------|
| NMED WQCC HHS | NA | NA | NA | NA | 0.0007 | NA | NA | NA | NA | NA | NA | NA | NA | NA | NA | NA | NA | NA | 0.03 |
| Field Point MW-39 | Well Screen Interval (feet): 28.00-50.00 | | | | | | | | | | | | | | | | | | |
| 06/03/24 | <0.00020 | <0.00020 | <0.00020 | <0.00020 | <0.00020 | <0.00020 | <0.00020 | <0.00020 | <0.00020 | <0.00020 | <0.00020 | <0.00020 | <0.00020 | <0.00020 | <0.00020 | <0.00020 | <0.00020 | <0.00020 | <0.00020 |
| 12/18/24 | <0.00021 | <0.00021 | <0.00021 | <0.00021 | <0.00021 | <0.00021 | <0.00021 | <0.00021 | <0.00021 | <0.00021 | <0.00021 | <0.00021 | <0.00021 | <0.00021 | <0.00021 | <0.00021 | <0.00021 | <0.00021 | <0.00021 |
| 06/18/25 | <0.00019 | <0.00019 | <0.00019 | <0.00019 | <0.00019 | <0.00019 | <0.00019 | <0.00019 | <0.00019 | <0.00019 | <0.00019 | <0.00019 | <0.00019 | <0.00019 | <0.00019 | <0.00019 | <0.00019 | <0.00019 | <0.00019 |
| 12/03/25 | <0.00010 | <0.00010 | <0.00010 | <0.00010 | <0.00010 | <0.00010 | <0.00010 | <0.00010 | <0.00010 | <0.00010 | <0.00010 | <0.00010 | <0.00010 | <0.00010 | <0.00010 | <0.00010 | <0.00010 | <0.00010 | <0.00010 |
| Field Point SB-1GW | Grab Groundwater Sample | | | | | | | | | | | | | | | | | | |
| 10/28/11 | <0.0000962 | <0.0000962 | <0.0000962 | <0.0000962 | <0.0000962 | <0.0000962 | <0.0000962 | <0.0000962 | <0.0000962 | <0.0000962 | <0.0000962 | <0.0000962 | <0.0000962 | 0.000452 | <0.0000962 | 0.000115 | 0.000462 | 0.000144 | 0.000721 |
| Field Point SB-2GW | Grab Groundwater Sample | | | | | | | | | | | | | | | | | | |
| 10/28/11 | <0.0000971 | <0.0000971 | <0.0000971 | <0.0000971 | <0.0000971 | <0.0000971 | <0.0000971 | <0.0000971 | <0.0000971 | <0.0000971 | <0.0000971 | 0.00034 | <0.0000971 | 0.000359 | <0.0000971 | 0.00922 | 0.00625 | 0.00883 | 0.0243 |
| Field Point SB-3GW | Grab Groundwater Sample | | | | | | | | | | | | | | | | | | |
| 10/28/11 | 0.0005 | 0.000167 | <0.000098 | <0.000098 | <0.000098 | <0.000098 | <0.000098 | <0.000098 | <0.000098 | <0.000098 | <0.000098 | 0.00165 | <0.000098 | 0.00168 | <0.000098 | 0.0835 | 0.039 | 0.0606 | 0.1831 |
| Field Point SB-4GW | Grab Groundwater Sample | | | | | | | | | | | | | | | | | | |
| 10/28/11 | <0.000098 | <0.000098 | <0.000098 | <0.000098 | <0.000098 | <0.000098 | <0.000098 | <0.000098 | <0.000098 | <0.000098 | <0.000098 | 0.000216 | <0.000098 | 0.000363 | <0.000098 | 0.0137 | 0.0084 | 0.00967 | 0.03177 |
| Field Point SB-5GW | Grab Groundwater Sample | | | | | | | | | | | | | | | | | | |
| 10/28/11 | 0.000137 | 0.000304 | <0.000098 | <0.000098 | <0.000098 | <0.000098 | <0.000098 | <0.000098 | <0.000098 | <0.000098 | <0.000098 | 0.000725 | <0.000098 | 0.000559 | <0.000098 | 0.0499 | 0.0182 | 0.0269 | 0.095 |
| Field Point SB-6GW | Grab Groundwater Sample | | | | | | | | | | | | | | | | | | |
| 10/28/11 | <0.0000971 | <0.0000971 | <0.0000971 | <0.0000971 | <0.0000971 | <0.0000971 | <0.0000971 | <0.0000971 | <0.0000971 | <0.0000971 | <0.0000971 | <0.0000971 | <0.0000971 | 0.0000971 | <0.0000971 | 0.000505 | 0.000291 | 0.000437 | 0.001233 |
| Field Point SB-7GW | Grab Groundwater Sample | | | | | | | | | | | | | | | | | | |
| 10/28/11 | 0.000184 | <0.0000971 | <0.0000971 | <0.0000971 | <0.0000971 | <0.0000971 | <0.0000971 | <0.0000971 | <0.0000971 | <0.0000971 | <0.0000971 | 0.000495 | <0.0000971 | 0.000495 | <0.0000971 | 0.0047 | 0.00281 | 0.00367 | 0.01118 |

TABLE 5
CUMULATIVE GROUNDWATER ANALYTICAL RESULTS FOR PAHS
Former ExxonMobil Gladiola Station
Lea County, New Mexico

Notes:

Bolded values equal or exceed applicable regulatory limits.

Total naphthalene is the sum of 1-methylnaphthalene, 2-methylnaphthalene, and naphthalene.

ELEV = Elevation. Elevations are adjusted for NAPL thickness using a relative density of 0.83.

GW = Groundwater.

NAPL = Non-aqueous phase liquid.

NMED WQCC = New Mexico Environmental Department Water Quality Control Commission.

DWS = Other Standards for Domestic Water Supply with 10,000 mg/L TDS or less (20.6.2.3103 NMAC).

HHS = Human Health Standard for groundwater with 10,000 mg/L TDS or less (20.6.2.3103 NMAC).

IU = Irrigation Use Standard for groundwater with 10,000 mg/L TDS or less (20.6.2.3103 NMAC).

TOC = Top of casing.

TDS = Total dissolved solids.

µg/L = Micrograms per liter.

mg/L = Milligrams per liter.

BDL = Below laboratory detection limits.

< = Not detected at or above stated laboratory reporting limit.

A-01 = Could not obtain constant weight.

B = Analyte reported in associated method or trip blank.

D = Duplicate.

H = Analyzed outside the recommended hold time.

J = Estimated value between method detection limit and practical quantitation limit.

R1 = The relative percent difference between the primary and confirmatory analysis exceeded 40%; the higher value was reported.

R10 = The relative percent difference between the primary and confirmatory analysis exceeded 40%; the lower value was reported due to apparent chromatographic problems.

R12 = The relative percent difference between the primary and confirmatory analysis exceeded 40%; the lower value was reported.

X = Pre-purge/no-purge sample.

(a) = Analyzed by EPA Method 8310.

(b) = Analyzed by EPA Method 8260B.

(c) = Analyzed method unknown.

(d) = Analyzed to determine the presence of NAPL.

(e) = Insufficient water to purge.

(f) = DTW measured in the field indicates less than 6 inches of water in the well, which is not representative of the actual groundwater table.

Groundwater elevation not calculated, data not used to compile groundwater elevation map.

(g) = Insufficient containers for analysis.

(h) = Method detection limit.

TABLE 6
CUMULATIVE GROUNDWATER ANALYTICAL RESULTS FOR METALS AND ADDITIONAL PARAMETERS

Former ExxonMobil Gladiola Station
Lea County, New Mexico

| Date | Antimony (mg/L) | Arsenic (mg/L) | Barium (mg/L) | Beryllium (mg/L) | Cadmium (mg/L) | Chromium (mg/L) | Cobalt (mg/L) | Copper (mg/L) | Lead (mg/L) | Mercury (mg/L) | Molybdenum (mg/L) | Nickel (mg/L) | Selenium (mg/L) | Silver (mg/L) | Thallium (mg/L) | Vanadium (mg/L) | Zinc (mg/L) | Alkalinity (mg/L) | Bicarbonate (mg/L) | Bromide (mg/L) | Calcium (mg/L) | Chloride (mg/L) | Cyanide (mg/L) | Fluoride (mg/L) | Magnesium (mg/L) | Potassium (mg/L) | Sodium (mg/L) | Sulfate (mg/L) | TDS (mg/L) | Uranium (µg/L) | | | | | |
|-------------------------|---|----------------|---------------|------------------|----------------|-----------------|---------------|---------------|-------------|----------------|-------------------|---------------|-----------------|---------------|-----------------|-----------------|-------------|-------------------|--------------------|----------------|----------------|-----------------|----------------|-----------------|------------------|------------------|---------------|----------------|------------|----------------|------|------|--|--|--|
| NMED WQCC HHS | 0.006 | 0.01 | 2 | 0.004 | 0.005 | 0.05 | --- | --- | 0.015 | 0.002 | --- | --- | 0.05 | 0.05 | 0.002 | --- | --- | --- | --- | --- | --- | --- | 0.2 | 1.6 | --- | --- | --- | --- | --- | 30 | | | | | |
| NMED WQCC DWS | --- | --- | --- | --- | --- | --- | --- | 1.0 | --- | --- | --- | --- | --- | --- | --- | --- | 10.0 | --- | --- | --- | --- | 250.0 | --- | --- | --- | --- | --- | 600.0 | 1000.0 | --- | | | | | |
| NMED WQCC IU | --- | --- | --- | --- | --- | --- | 0.05 | --- | --- | --- | 1.0 | 0.2 | --- | --- | --- | --- | --- | --- | --- | --- | --- | --- | --- | --- | --- | --- | --- | --- | --- | --- | | | | | |
| Calc. Background | --- | 0.23 | 3.19 | --- | --- | 0.364 | --- | --- | --- | --- | --- | --- | --- | --- | --- | --- | --- | --- | --- | --- | --- | 409 | --- | --- | --- | --- | --- | 1310 | --- | | | | | | |
| Field Point MW-1 | Well Screen Interval (feet): 22.71-42.71 | | | | | | | | | | | | | | | | | | | | | | | | | | | | | | | | | | |
| 07/24/06 | 0.0295 | 4.82 | | | 0.0018 | 0.0126 | | | <0.00500 | 0.000303 | | | <0.0100 | <0.00500 | | | | | | | | | | | | | | | | | | | | | |
| 02/08/07 | 0.0304 | 5.02 | | | <0.00100 | <0.00500 | | | <0.00500 | <0.000200 | | | <0.0100 | <0.00500 | | | | | | | | | | | | | | | | | | | | | |
| 09/21/08 | 0.0256 | 7.52 | | | 0.0011 | <0.00500 | | | <0.00500 | <0.000200 | | | <0.0100 | <0.00500 | | | | | | | | | | | | | | | | | | | | | |
| 05/19/09 | 0.0265 | 8.72 | | | <0.00100 | <0.00500 | | | <0.00500 | <0.000200 | | | <0.0100 | <0.00500 | | | | | | | | | | | | | | | | | | | | | |
| 08/19/09 | 0.0303 | 7.00 | | | <0.00100 | <0.00500 | | | <0.00500 | <0.000200 | | | <0.0100 | <0.00500 | | | | | | | | | | | | | | | | | | | | | |
| 10/30/09 | 0.0246 | 8.54 | | | <0.00100 | <0.00500 | | | <0.00500 | <0.000200 | | | <0.0100 | <0.00500 | | | | | | | | | | | | | | | | | | | | | |
| Field Point MW-2 | Well Screen Interval (feet): 27.59-47.59 | | | | | | | | | | | | | | | | | | | | | | | | | | | | | | | | | | |
| 07/25/06 | 0.0469 | 0.958 | | | 0.0021 | 0.0140 | | | <0.00500 | <0.000200 | | | <0.0100 | 0.0057 | | | | | | | | | | | | | | | | | | | | | |
| 02/08/07 | 0.0348 | 0.764 | | | <0.00100 | <0.00500 | | | <0.00500 | <0.000200 | | | <0.0100 | <0.00500 | | | | | | | | | | | | | | | | | | | | | |
| 09/22/08 | 0.0352 | 0.823 | | | <0.00100 | <0.00500 | | | <0.00500 | <0.000200 | | | <0.0100 | <0.00500 | | | | | | | | | | | | | | | | | | | | | |
| 08/19/09 | 0.0393 | 0.901 | | | <0.00100 | <0.00500 | | | <0.00500 | <0.000200 | | | <0.0100 | <0.00500 | | | | | | | | | | | | | | | | | | | | | |
| 10/30/09 | 0.0208 | 8.57 | | | <0.00100 | <0.00500 | | | <0.00500 | 0.000200 | | | <0.0100 | 0.00500 | | | | | | | | | | | | | | | | | | | | | |
| 12/07/23 | 0.0530 | J | | | | | | | | | | | | | | | | | 821 | 821 | 2.0 | 185 | 3.93 | | 141 | 3.59 | 120 | <2.0 | 1010 | | | | | | |
| Field Point MW-3 | Well Screen Interval (feet): 24.20-44.20 | | | | | | | | | | | | | | | | | | | | | | | | | | | | | | | | | | |
| 07/24/06 | 0.057 | 3.33 | | | 0.0015 | 0.0098 | | | <0.00500 | <0.000200 | | | <0.0100 | <0.00500 | | | | | | | | | | | | | | | | | | | | | |
| 02/08/07 | 0.0505 | 3.44 | | | <0.00100 | <0.00500 | | | 0.0052 | <0.000200 | | | <0.0100 | <0.00500 | | | | | | | | | | | | | | | | | | | | | |
| 09/22/08 | 0.0380 | 6.09 | | | <0.00100 | <0.00500 | | | <0.00500 | <0.000200 | | | <0.0100 | <0.00500 | | | | | | | | | | | | | | | | | | | | | |
| 05/19/09 | 0.0397 | 6.14 | | | <0.00100 | <0.00500 | | | <0.00500 | <0.000200 | | | <0.0100 | <0.00500 | | | | | | | | | | | | | | | | | | | | | |
| 08/19/09 | 0.0302 | 6.56 | | | <0.00100 | <0.00500 | | | <0.00500 | <0.000200 | | | <0.0100 | <0.00500 | | | | | | | | | | | | | | | | | | | | | |
| 10/30/09 | 0.0316 | 5.91 | | | <0.00100 | <0.00500 | | | <0.00500 | 0.000200 | | | <0.0100 | <0.00500 | | | | | | | | | | | | | | | | | | | | | |
| 12/16/20 | 0.0292 | J | 8.65 | | 0.00501 | J | 0.00758 | J | 0.0164 | J | <0.000500 | | <0.100 | 0.00324 | J,B | | | | | | | | | | | | | | | | | | | | |
| 07/01/21 | 0.0395 | J | 9.44 | | 0.00444 | J | <0.0500 | | <0.0500 | <0.000248 | | | <0.100 | <0.0100 | | | | | | | | | | | | | | | | | | | | | |
| 12/22/21 | 0.0222 | 9.74 | | | 0.0038 | J | 0.0064 | | <0.00500 | <0.000248 | | | <0.020 | 0.0070 | J | | | | | | | | | | | | | | | | | | | | |
| 05/26/22 | 0.0316 | J | 8.87 | | <0.0100 | <0.0500 | | | <0.0500 | <0.000200 | | | <0.100 | <0.0100 | | | | | | | | | | | | | | | | | | | | | |
| 12/30/22 | 0.0444 | J | 9.51 | | <0.0200 | 0.0356 | J | | 0.0206 | J | <0.000200 | | <0.100 | <0.0200 | | | | | | | | | | | | | | | | | | | | | |
| 06/21/23 | 0.0269 | J | 8.37 | | <0.0100 | <0.0500 | | | <0.0500 | <0.000200 | | | <0.0500 | <0.0100 | | | | | | | | | | | | | | | | | | | | | |
| 06/21/23 | D | 0.0215 | J | 8.94 | | <0.0100 | <0.0500 | | <0.0500 | <0.000200 | | | <0.0500 | <0.0100 | | | | | | | | | | | | | | | | | | | | | |
| 12/07/23 | 0.0392 | J | 9.02 | | 0.00150 | J,B | 0.0489 | J | 0.00840 | J | <0.000200 | | <0.0500 | 0.00470 | J | | | | | | | | | | 371 | 2.05 | 41.1 | 0.64 | J | 1500 | | | | | |
| 06/04/24 | 0.0282 | J | 8.35 | | <0.0100 | 0.00320 | J | | <0.0500 | <0.000200 | | | <0.0500 | <0.0100 | | | | | | | | | | | 305 | 1.60 | B | 47.7 | B | 0.95 | J | 1310 | | | |
| 12/19/24 | 0.0220 | J | 8.63 | | <0.0100 | 0.00610 | J | | <0.0500 | <0.000200 | | | <0.0500 | <0.0100 | | | | | | | | | | | | | | | | | | | | | |
| 06/18/25 | 0.0329 | J | 8.90 | | <0.0100 | 0.00850 | J | | <0.00527 | (h) | <0.000200 | | <0.0500 | <0.0100 | | | | | | | | | | | | | | | | | | | | | |
| 12/05/25 | 0.0212 | J | 8.68 | <0.0100 | <0.0100 | 0.0365 | J | | <0.0500 | <0.000200 | | | <0.0500 | <0.0100 | <0.0500 | | | | | | | | | | | | | | | | | | | | |
| Field Point MW-4 | Well Screen Interval (feet): 23.97-38.97 | | | | | | | | | | | | | | | | | | | | | | | | | | | | | | | | | | |
| 07/25/06 | 0.034 | 7.34 | | | 0.0016 | 0.0122 | | | <0.00500 | <0.000200 | | | <0.0100 | <0.00500 | | | | | | | | | | | | | | | | | | | | | |
| 02/07/07 | 0.0617 | 8.00 | | | <0.00100 | 0.0615 | | | 0.0201 | <0.000200 | | | <0.0100 | <0.00500 | | | | | | | | | | | | | | | | | | | | | |
| 04/15/08 | 0.0140 | 7.47 | | | 0.0011 | <0.00500 | | | <0.00500 | <0.000200 | | | <0.0100 | <0.00500 | | | | | | | | | | | | | | | | | | | | | |
| 09/21/08 | 0.0156 | 7.74 | | | <0.00100 | <0.00500 | | | <0.00500 | <0.000200 | | | <0.0100 | <0.00500 | | | | | | | | | | | | | | | | | | | | | |
| 05/19/09 | 0.0162 | 8.32 | | | <0.00100 | <0.00500 | | | <0.00500 | <0.000200 | | | <0.0100 | <0.00500 | | | | | | | | | | | | | | | | | | | | | |
| 08/19/09 | 0.0133 | 8.19 | | | <0.00100 | <0.00500 | | | <0.00500 | <0.000200 | | | <0.0100 | <0.00500 | | | | | | | | | | | | | | | | | | | | | |
| 10/30/09 | 0.0224 | 8.64 | | | <0.00100 | <0.00500 | | | <0.00500 | <0.000200 | | | <0.0100 | <0.00500 | | | | | | | | | | | | | | | | | | | | | |
| 12/07/23 | 0.0556 | J | | | | | | | | | | | | | | | | | 1170 | 1170 | 0.89 | 332 | 1.21 | J | | 274 | 3.10 | 48.7 | 0.79 | J | 1310 | | | | |

TABLE 6
CUMULATIVE GROUNDWATER ANALYTICAL RESULTS FOR METALS AND ADDITIONAL PARAMETERS
Former ExxonMobil Gladiola Station
Lea County, New Mexico

Table with columns: Date, Antimony (mg/L), Arsenic (mg/L), Barium (mg/L), Beryllium (mg/L), Cadmium (mg/L), Chromium (mg/L), Cobalt (mg/L), Copper (mg/L), Lead (mg/L), Mercury (mg/L), Molybdenum (mg/L), Nickel (mg/L), Selenium (mg/L), Silver (mg/L), Thallium (mg/L), Vanadium (mg/L), Zinc (mg/L), Alkalinity (mg/L), Bicarbonate (mg/L), Bromide (mg/L), Calcium (mg/L), Chloride (mg/L), Cyanide (mg/L), Fluoride (mg/L), Magnesium (mg/L), Potassium (mg/L), Sodium (mg/L), Sulfate (mg/L), TDS (mg/L), Uranium (µg/L). Rows include NMED WQCC HHS, NMED WQCC DWS, NMED WQCC IU, Calc. Background, Field Point MW-5, and Field Point MW-6 with various data points and dates.

TABLE 6
CUMULATIVE GROUNDWATER ANALYTICAL RESULTS FOR METALS AND ADDITIONAL PARAMETERS

Former ExxonMobil Gladiola Station
 Lea County, New Mexico

| Date | Antimony (mg/L) | Arsenic (mg/L) | Barium (mg/L) | Beryllium (mg/L) | Cadmium (mg/L) | Chromium (mg/L) | Cobalt (mg/L) | Copper (mg/L) | Lead (mg/L) | Mercury (mg/L) | Molybdenum (mg/L) | Nickel (mg/L) | Selenium (mg/L) | Silver (mg/L) | Thallium (mg/L) | Vanadium (mg/L) | Zinc (mg/L) | Alkalinity (mg/L) | Bicarbonate (mg/L) | Bromide (mg/L) | Calcium (mg/L) | Chloride (mg/L) | Cyanide (mg/L) | Fluoride (mg/L) | Magnesium (mg/L) | Potassium (mg/L) | Sodium (mg/L) | Sulfate (mg/L) | TDS (mg/L) | Uranium (µg/L) | |
|-------------------------|---|----------------|---------------|------------------|----------------|-----------------|---------------|---------------|-------------|----------------|-------------------|---------------|-----------------|---------------|-----------------|-----------------|-------------|-------------------|--------------------|----------------|----------------|-----------------|----------------|-----------------|------------------|------------------|---------------|----------------|------------|----------------|--|
| NMED WQCC HHS | 0.006 | 0.01 | 2 | 0.004 | 0.005 | 0.05 | --- | --- | 0.015 | 0.002 | --- | --- | 0.05 | 0.05 | 0.002 | --- | --- | --- | --- | --- | --- | --- | 0.2 | 1.6 | --- | --- | --- | --- | --- | 30 | |
| NMED WQCC DWS | --- | --- | --- | --- | --- | --- | --- | 1.0 | --- | --- | --- | --- | --- | --- | --- | --- | 10.0 | --- | --- | --- | --- | 250.0 | --- | --- | --- | --- | --- | 600.0 | 1000.0 | --- | |
| NMED WQCC IU | --- | --- | --- | --- | --- | --- | 0.05 | --- | --- | --- | 1.0 | 0.2 | --- | --- | --- | --- | --- | --- | --- | --- | --- | --- | --- | --- | --- | --- | --- | --- | --- | --- | |
| Calc. Background | --- | 0.23 | 3.19 | --- | --- | 0.364 | --- | --- | --- | --- | --- | --- | --- | --- | --- | --- | --- | --- | --- | --- | --- | 409 | --- | --- | --- | --- | --- | 1310 | --- | | |
| Field Point MW-7 | Well Screen Interval (feet): 24.35-39.35 | | | | | | | | | | | | | | | | | | | | | | | | | | | | | | |
| 07/25/06 | <0.0100 | 0.679 | | | <0.00100 | <0.00500 | | | <0.00500 | <0.000200 | | | <0.0100 | <0.00500 | | | | | | | | | | | | | | | | | |
| 02/07/07 | | 0.0583 | 2.46 | | <0.00100 | <0.00500 | | | <0.00500 | <0.000200 | | | <0.0100 | <0.00500 | | | | | | | | | | | | | | | | | |
| 04/15/08 | | 0.0513 | 3.00 | | 0.0015 | 0.0051 | | | <0.00500 | <0.000200 | | | <0.0100 | <0.00500 | | | | | | | | | | | | | | | | | |
| 09/20/08 | | 0.0407 | 1.92 | | <0.00100 | <0.00500 | | | <0.00500 | <0.000200 | | | <0.0100 | <0.00500 | | | | | | | | | | | | | | | | | |
| 05/18/09 | | 0.0395 | 1.88 | | <0.00100 | <0.00500 | | | <0.00500 | <0.000200 | | | <0.0100 | <0.00500 | | | | | | | | | | | | | | | | | |
| 08/19/09 | | 0.0137 | 1.86 | | <0.00100 | <0.00500 | | | <0.00500 | <0.000200 | | | <0.0100 | <0.00500 | | | | | | | | | | | | | | | | | |
| 10/30/09 | | 0.0112 | 2.05 | | <0.00100 | <0.00500 | | | <0.00500 | <0.000200 | | | <0.0100 | <0.00500 | | | | | | | | | | | | | | | | | |
| 10/13/11 | | 0.014 | 2.34 | | <0.00100 | <0.00500 | | | 0.0054 | <0.000200 | | | <0.0100 | <0.00500 | | | | | | | | | | | | | | | | | |
| Field Point MW-8 | Well Screen Interval (feet): 23.05-38.05 | | | | | | | | | | | | | | | | | | | | | | | | | | | | | | |
| 07/25/06 | | 0.0153 | 0.328 | | 0.0012 | <0.00500 | | | <0.00500 | <0.000200 | | | <0.0100 | <0.00500 | | | | | | | | | | | | | | | | | |
| 02/07/07 | | 0.0342 | 0.929 | | <0.00100 | <0.00500 | | | <0.00500 | <0.000200 | | | <0.0100 | <0.00500 | | | | | | | | | | | | | | | | | |
| 04/15/08 | | 0.035 | 1.22 | | 0.0015 | 0.0078 | | | <0.00500 | <0.000200 | | | <0.0100 | <0.00500 | | | | | | | | | | | | | | | | | |
| 09/20/08 | | 0.0211 | 0.773 | | <0.00100 | <0.00500 | | | <0.00500 | <0.000200 | | | <0.0100 | <0.00500 | | | | | | | | | | | | | | | | | |
| 05/18/09 | | 0.0174 | 0.776 | | <0.00100 | <0.00500 | | | <0.00500 | <0.000200 | | | <0.0100 | <0.00500 | | | | | | | | | | | | | | | | | |
| 08/19/09 | | <0.0100 | 1.14 | | <0.00100 | <0.00500 | | | <0.00500 | <0.000200 | | | <0.0100 | <0.00500 | | | | | | | | | | | | | | | | | |
| 10/30/09 | | <0.0100 | 1.04 | | <0.00100 | <0.00500 | | | <0.00500 | <0.000200 | | | <0.0100 | <0.00500 | | | | | | | | | | | | | | | | | |
| Field Point MW-9 | Well Screen Interval (feet): 27.64-42.64 | | | | | | | | | | | | | | | | | | | | | | | | | | | | | | |
| 07/21/06 | | 0.0298 | 0.918 | | <0.00100 | 0.0354 | | | 0.0078 | <0.000200 | | | <0.0100 | <0.00500 | | | | | | | | | | | | | | | | | |
| 02/06/07 | | 0.0291 | 0.284 | | <0.00100 | 0.0075 | | | <0.00500 | <0.000200 | | | <0.0100 | <0.00500 | | | | | | | | | | | | | | | | | |
| 04/15/08 | | 0.0694 | 1.61 | | 0.0023 | 0.0473 | | | 0.0126 | <0.000200 | | | <0.0100 | <0.00500 | | | | | | | | | | | | | | | | | |
| 09/21/08 | | 0.0274 | 0.100 | | <0.00100 | <0.00500 | | | <0.00500 | <0.000200 | | | <0.0100 | <0.00500 | | | | | | | | | | | | | | | | | |
| 05/18/09 | | 0.0234 | 0.0961 | | <0.00100 | <0.00500 | | | <0.00500 | <0.000200 | | | <0.0100 | <0.00500 | | | | | | | | | | | | | | | | | |
| 08/19/09 | | 0.0185 | 0.102 | | <0.00100 | <0.00500 | | | <0.00500 | <0.000200 | | | <0.0100 | <0.00500 | | | | | | | | | | | | | | | | | |
| 10/30/09 | | 0.0203 | 0.0993 | | <0.00100 | <0.00500 | | | <0.00500 | <0.000200 | | | <0.0100 | <0.00500 | | | | | | | | | | | | | | | | | |
| 10/13/11 | | 0.0147 | 0.122 | | <0.00100 | <0.00500 | | | 0.0059 | <0.000200 | | | <0.0100 | <0.00500 | | | | | | | | | | | | | | | | | |
| 07/17/12 | | 0.0175 | 0.0972 | | <0.00100 | <0.00500 | | | <0.00500 | <0.000200 | | | <0.0100 | <0.00500 | | | | | | | | | | | | | | | | | |
| 10/03/12 | | 0.0277 | 0.0878 | | <0.00100 | <0.00500 | | | <0.00500 | <0.000200 | | | <0.0100 | <0.00500 | | | | | | | | | | | | | | | | | |

TABLE 6
CUMULATIVE GROUNDWATER ANALYTICAL RESULTS FOR METALS AND ADDITIONAL PARAMETERS

Former ExxonMobil Gladiola Station
 Lea County, New Mexico

| Date | Antimony (mg/L) | Arsenic (mg/L) | Barium (mg/L) | Beryllium (mg/L) | Cadmium (mg/L) | Chromium (mg/L) | Cobalt (mg/L) | Copper (mg/L) | Lead (mg/L) | Mercury (mg/L) | Molybdenum (mg/L) | Nickel (mg/L) | Selenium (mg/L) | Silver (mg/L) | Thallium (mg/L) | Vanadium (mg/L) | Zinc (mg/L) | Alkalinity (mg/L) | Bicarbonate (mg/L) | Bromide (mg/L) | Calcium (mg/L) | Chloride (mg/L) | Cyanide (mg/L) | Fluoride (mg/L) | Magnesium (mg/L) | Potassium (mg/L) | Sodium (mg/L) | Sulfate (mg/L) | TDS (mg/L) | Uranium (µg/L) | | | | | |
|--------------------------|---|----------------|---------------|------------------|----------------|-----------------|---------------|---------------|---------------|----------------|-------------------|---------------|-----------------|---------------|-----------------|-----------------|-------------|-------------------|--------------------|----------------|----------------|-----------------|----------------|-----------------|------------------|------------------|---------------|----------------|------------|----------------|--|--|--|--|--|
| NMED WQCC HHS | 0.006 | 0.01 | 2 | 0.004 | 0.005 | 0.05 | --- | --- | 0.015 | 0.002 | --- | --- | 0.05 | 0.05 | 0.002 | --- | --- | --- | --- | --- | --- | 0.2 | 1.6 | --- | --- | --- | --- | --- | --- | 30 | | | | | |
| NMED WQCC DWS | --- | --- | --- | --- | --- | --- | --- | 1.0 | --- | --- | --- | --- | --- | --- | --- | --- | 10.0 | --- | --- | --- | --- | 250.0 | --- | --- | --- | --- | --- | 600.0 | 1000.0 | --- | | | | | |
| NMED WQCC IU | --- | --- | --- | --- | --- | --- | 0.05 | --- | --- | --- | 1.0 | 0.2 | --- | --- | --- | --- | --- | --- | --- | --- | --- | --- | --- | --- | --- | --- | --- | --- | --- | --- | | | | | |
| Calc. Background | --- | 0.23 | 3.19 | --- | --- | 0.364 | --- | --- | --- | --- | --- | --- | --- | --- | --- | --- | --- | --- | --- | --- | --- | 409 | --- | --- | --- | --- | --- | 1310 | --- | | | | | | |
| Field Point MW-10 | Well Screen Interval (feet): 28.08-43.08 | | | | | | | | | | | | | | | | | | | | | | | | | | | | | | | | | | |
| 07/21/06 | <0.0100 | 0.324 | | | <0.00100 | 0.0136 | | | <0.00500 | 0.000822 | | | <0.0100 | <0.00500 | | | | | | | | | | | | | | | | | | | | | |
| 02/06/07 | <0.0100 | 0.112 | | | <0.00100 | <0.00500 | | | <0.00500 | <0.000200 | | | <0.0100 | <0.00500 | | | | | | | | | | | | | | | | | | | | | |
| 04/15/08 | | 0.0439 | 0.981 | | 0.0044 | 0.0625 | | | 0.0277 | 0.001950 | | | 0.0256 | <0.00500 | | | | | | | | | | | | | | | | | | | | | |
| 09/21/08 | <0.0100 | 0.0858 | | | <0.00100 | <0.00500 | | | <0.00500 | <0.000200 | | | <0.0100 | <0.00500 | | | | | | | | | | | | | | | | | | | | | |
| 05/18/09 | <0.0100 | 0.0839 | | | <0.00100 | <0.00500 | | | <0.00500 | <0.000200 | | | <0.0100 | <0.00500 | | | | | | | | | | | | | | | | | | | | | |
| 08/19/09 | <0.0100 | 0.0763 | | | <0.00100 | <0.00500 | | | <0.00500 | 0.000818 | | | <0.0100 | <0.00500 | | | | | | | | | | | | | | | | | | | | | |
| 10/30/09 | <0.0100 | 0.0781 | | | <0.00100 | <0.00500 | | | <0.00500 | <0.000200 | | | <0.0100 | <0.00500 | | | | | | | | | | | | | | | | | | | | | |
| 10/13/11 | <0.0100 | 0.0656 | | | <0.00100 | <0.00500 | | | 0.0057 | 0.000998 | | | <0.0100 | <0.00500 | | | | | | | | | | | | | | | | | | | | | |
| 07/17/12 | | 0.0108 | 0.0696 | | <0.00100 | <0.00500 | | | <0.00500 | 0.000338 | | | <0.0100 | <0.00500 | | | | | | | | | | | | | | | | | | | | | |
| 10/03/12 | <0.0100 | 0.0672 | | | <0.00100 | <0.00500 | | | <0.00500 | 0.00106 | | | <0.0100 | <0.00500 | | | | | | | | | | | | | | | | | | | | | |
| 05/15/13 | 0.0055 J | 0.0677 | | | <0.000200 | <0.0012 | | | 0.0113 | <0.00015 | | | <0.0064 | <0.0013 | | | | | | | | | | | | | | | | | | | | | |
| 05/15/13 D | 0.0091 J | 0.0703 | | | <0.000200 | <0.0012 | | | 0.0104 | <0.00015 | | | 0.0115 | <0.0013 | | | | | | | | | | | | | | | | | | | | | |
| 01/29/14 | 0.0066 J | 0.0632 | | | <0.000200 | <0.0012 | | | <0.0035 | <0.00015 | | | <0.0064 | <0.0013 | | | | | | | | | | | | | | | | | | | | | |
| 11/19/14 | <0.0100 | 0.059 | | | <0.00100 | <0.00500 | | | <0.00500 | <0.000200 | | | <0.0100 | <0.00500 | | | | | | | | | | | | | | | | | | | | | |
| 11/19/14 D | <0.0100 | 0.061 | | | <0.00100 | <0.00500 | | | <0.00500 | <0.000200 | | | <0.0100 | <0.00500 | | | | | | | | | | | | | | | | | | | | | |
| 05/24/17 | 0.00638 J | 0.188 | | | <0.0100 | 0.00742 J | | | <0.0100 | 0.00481 | | | <0.0150 | 0.00162 J | | | | | | | | | | | | | | | | | | | | | |
| 11/29/17 | | 0.0294 | 0.321 | | <0.0100 | 0.0154 | | | <0.0100 | 0.00319 | | | 0.0184 | <0.00500 | | | | | | | | | | | | | | | | | | | | | |
| 07/20/18 | <0.0100 | 0.0986 | | | <0.0100 | 0.00305 J | | | 0.00666 J | 0.000779 B | | | 0.0235 | <0.00500 | | | | | | | | | | | | | | | | | | | | | |
| 03/07/19 | <0.100 | 0.114 | | | <0.0100 | <0.0500 | | | 0.0128 J | 0.000765 | | | <0.100 | <0.0100 | | | | | | | | | | | | | | | | | | | | | |
| 12/22/21 | | 0.0575 | 0.615 | | 0.0011 J | 0.0082 | | | 0.0102 | 0.000325 H | | | 0.0137 J | <0.010 | | | | | | | | | | | | | | | | | | | | | |

TABLE 6
CUMULATIVE GROUNDWATER ANALYTICAL RESULTS FOR METALS AND ADDITIONAL PARAMETERS
 Former ExxonMobil Gladiola Station
 Lea County, New Mexico

| Date | Antimony (mg/L) | Arsenic (mg/L) | Barium (mg/L) | Beryllium (mg/L) | Cadmium (mg/L) | Chromium (mg/L) | Cobalt (mg/L) | Copper (mg/L) | Lead (mg/L) | Mercury (mg/L) | Molybdenum (mg/L) | Nickel (mg/L) | Selenium (mg/L) | Silver (mg/L) | Thallium (mg/L) | Vanadium (mg/L) | Zinc (mg/L) | Alkalinity (mg/L) | Bicarbonate (mg/L) | Bromide (mg/L) | Calcium (mg/L) | Chloride (mg/L) | Cyanide (mg/L) | Fluoride (mg/L) | Magnesium (mg/L) | Potassium (mg/L) | Sodium (mg/L) | Sulfate (mg/L) | TDS (mg/L) | Uranium (µg/L) | | | | |
|--------------------------|---|-----------------|---------------|------------------|----------------|-----------------|---------------|---------------|-----------------|----------------|-------------------|---------------|-----------------|---------------|-----------------|-----------------|-------------|-------------------|--------------------|----------------|----------------|-----------------|----------------|-----------------|------------------|------------------|---------------|----------------|------------|----------------|--|--|--|--|
| NMED WQCC HHS | 0.006 | 0.01 | 2 | 0.004 | 0.005 | 0.05 | --- | --- | 0.015 | 0.002 | --- | --- | 0.05 | 0.05 | 0.002 | --- | --- | --- | --- | --- | --- | --- | 0.2 | 1.6 | --- | --- | --- | --- | --- | 30 | | | | |
| NMED WQCC DWS | --- | --- | --- | --- | --- | --- | --- | 1.0 | --- | --- | --- | --- | --- | --- | --- | --- | 10.0 | --- | --- | --- | --- | 250.0 | --- | --- | --- | --- | --- | 600.0 | 1000.0 | --- | | | | |
| NMED WQCC IU | --- | --- | --- | --- | --- | --- | 0.05 | --- | --- | --- | 1.0 | 0.2 | --- | --- | --- | --- | --- | --- | --- | --- | --- | --- | --- | --- | --- | --- | --- | --- | --- | --- | | | | |
| Calc. Background | --- | 0.23 | 3.19 | --- | --- | 0.364 | --- | --- | --- | --- | --- | --- | --- | --- | --- | --- | --- | --- | --- | --- | --- | 409 | --- | --- | --- | --- | --- | 1310 | --- | | | | | |
| Field Point MW-11 | Well Screen Interval (feet): 29.00-44.00 | | | | | | | | | | | | | | | | | | | | | | | | | | | | | | | | | |
| 04/30/08 | <0.0100 | 0.159 | | <0.00100 | <0.00500 | | | | <0.00500 | 0.000224 | | | <0.0100 | <0.00500 | | | | | | | | | | | | | | | | | | | | |
| 09/21/08 | <0.0100 | 0.0480 | | <0.00100 | <0.00500 | | | | <0.00500 | <0.000200 | | | <0.0100 | <0.00500 | | | | | | | | | | | | | | | | | | | | |
| 05/18/09 | <0.0100 | 0.0562 | | <0.00100 | <0.00500 | | | | <0.00500 | <0.000200 | | | <0.0100 | <0.00500 | | | | | | | | | | | | | | | | | | | | |
| 08/19/09 | <0.0100 | 0.0483 | | <0.00100 | <0.00500 | | | | <0.00500 | <0.000200 | | | <0.0100 | <0.00500 | | | | | | | | | | | | | | | | | | | | |
| 10/30/09 | <0.0100 | 0.0534 | | <0.00100 | <0.00500 | | | | <0.00500 | <0.000200 | | | <0.0100 | <0.00500 | | | | | | | | | | | | | | | | | | | | |
| 10/13/11 | <0.0100 | 0.051 | | <0.00100 | <0.00500 | | | | 0.005 | <0.000200 | | | <0.0100 | <0.00500 | | | | | | | | | | | | | | | | | | | | |
| 07/17/12 | | 0.0142 | 0.0531 | <0.00100 | <0.00500 | | | | <0.00500 | 0.000200 | | | <0.0100 | <0.00500 | | | | | | | | | | | | | | | | | | | | |
| 10/03/12 | | 0.0171 | 0.0551 | <0.00100 | <0.00500 | | | | <0.00500 | 0.000200 | | | <0.0100 | <0.00500 | | | | | | | | | | | | | | | | | | | | |
| 05/15/13 | 0.0084 J | 0.054 | | <0.000200 | <0.0012 | | | | 0.0138 | <0.00015 | | | 0.0239 | <0.0013 | | | | | | | | | | | | | | | | | | | | |
| 01/28/14 | 0.0074 J | 0.0465 | | <0.000200 | <0.0012 | | | | <0.0035 | <0.00015 | | | <0.0064 | <0.0013 | | | | | | | | | | | | | | | | | | | | |
| 06/18/14 | <0.0072 | 0.0445 | | 0.0007 J | <0.00300 | | | | <0.002 | <0.00015 | | | <0.00500 | <0.0025 | | | | | | | | | | | | | | | | | | | | |
| 11/19/14 | <0.0100 | 0.044 | | <0.00100 | <0.00500 | | | | <0.00500 | <0.000200 | | | <0.0100 | <0.00500 | | | | | | | | | | | | | | | | | | | | |
| 12/08/15 | <0.0100 | 0.0462 | | <0.00100 | <0.00500 | | | | <0.00500 | <0.000200 | | | <0.0100 | <0.00500 | | | | | | | | | | | | | | | | | | | | |
| 04/27/16 | <0.0100 | 0.0458 | | <0.00100 | <0.00500 | | | | <0.00500 | <0.000200 | | | <0.0100 | <0.00500 | | | | | | | | | | | | | | | | | | | | |
| 10/25/16 | <0.0100 | 0.0427 | | <0.00100 | <0.00500 | | | | <0.00500 | <0.000200 | | | <0.0100 | <0.00500 | | | | | | | | | | | | | | | | | | | | |
| 05/24/17 | 0.00968 J | 0.0387 | | <0.0100 | <0.0100 | | | | <0.0100 | <0.000200 | | | <0.0150 | <0.00500 | | | | | | | | | | | | | | | | | | | | |
| 11/29/17 | <0.0100 | 0.0530 | | <0.0100 | 0.00570 J | | | | <0.0100 | <0.000200 | | | 0.0185 | 0.00189 J | | | | | | | | | | | | | | | | | | | | |
| 07/18/18 | 0.00561 J | 0.0445 | | <0.0100 | <0.0100 | | | | <0.0100 | 0.000163 BJ | | | <0.0150 | 0.00260 J | | | | | | | | | | | | | | | | | | | | |
| 03/07/19 | <0.100 | 0.0425 | | <0.0100 | <0.0500 | | | | <0.0500 | 0.000240 | | | <0.100 | <0.0100 | | | | | | | | | | | | | | | | | | | | |
| 10/03/19 | <0.100 | 0.0453 | | <0.0100 | 0.0124 J | | | | 0.0238 J | 0.0000707 | | | 0.0346 J | <0.0100 | | | | | | | | | | | | | | | | | | | | |
| 06/25/20 | <0.100 | 0.0373 | | <0.0100 | <0.0500 | | | | 0.0172 J | <0.000500 | | | <0.100 | <0.0100 | | | | | | | | | | | | | | | | | | | | |
| 12/16/20 | <0.100 | 0.0394 | | 0.00353 J | <0.0500 | | | | 0.0169 J | <0.000500 | | | <0.100 | <0.0100 | | | | | | | | | | | | | | | | | | | | |
| 07/01/21 | <0.100 | 0.0580 | | 0.00260 J | <0.0500 | | | | 0.0102 J | 0.000136 J | | | <0.100 | <0.0100 | | | | | | | | | | | | | | | | | | | | |
| 12/21/21 | 0.0164 J | 0.0441 | | <0.00500 | <0.00500 | | | | <0.00500 | <0.000248 | | | <0.020 | <0.010 | | | | | | | | | | | | | | | | | | | | |
| 05/25/22 | <0.100 | 0.0407 | | <0.0100 | <0.0500 | | | | <0.0500 | <0.000200 | | | <0.100 | <0.0100 | | | | | | | | | | | | | | | | | | | | |
| 12/30/22 | <0.100 | 0.0372 B | | <0.0100 | <0.0500 | | | | <0.0500 | <0.000200 | | | <0.0500 | <0.0100 | | | | | | | | | | | | | | | | | | | | |
| 06/21/23 | <0.100 | 0.0518 | | <0.0100 | <0.0500 | | | | <0.0500 | <0.000200 | | | <0.0500 | <0.0100 | | | | | | | | | | | | | | | | | | | | |
| 12/06/23 | <0.100 | 0.142 B | | <0.0100 | 0.129 | | | | <0.0500 | <0.000200 | | | <0.0500 | <0.0100 | | | | 383 | 383 | 1.3 | 125 | 159 | | | 45.7 | 3.76 | 168 | 90 | 968 | | | | | |
| 06/04/24 | <0.100 | 0.0542 | | <0.0100 | 0.0136 J | | | | <0.0500 | <0.000200 | | | <0.0500 | <0.0100 | | | | 434 | 434 | 1.2 | 105 | 104 | | | 45.1 | 3.47 | 143 B | 91 | 886 | | | | | |
| 12/17/24 | <0.100 | 0.0396 | | <0.0100 | <0.0500 | | | | <0.0500 | <0.000200 | | | <0.0500 | <0.0100 | | | | | | | | | | | | | | | | | | | | |
| 06/17/25 | <0.100 | 0.0414 | | <0.0100 | <0.0500 | | | | <0.00527 (h | <0.000200 | | | <0.0500 | <0.0100 | | | | | | | | | | | | | | | | | | | | |
| 12/05/25 | 0.0104 J | 0.0447 | <0.0100 | <0.0100 | <0.0500 | | | | <0.0500 | <0.000200 | | | <0.0500 | <0.0100 | <0.0500 | | | | | | | | | | | | | | | | | | | |
| Field Point MW-12 | Well Screen Interval (feet): 30.00-45.00 | | | | | | | | | | | | | | | | | | | | | | | | | | | | | | | | | |
| 04/30/08 | | 0.0278 | 2.23 | | <0.00100 | 0.0132 | | | 0.0082 | <0.000200 | | | <0.0100 | <0.00500 | | | | | | | | | | | | | | | | | | | | |
| 09/21/08 | | 0.0238 | 5.10 | | 0.00130 | <0.00500 | | | <0.00500 | <0.000200 | | | <0.0100 | <0.00500 | | | | | | | | | | | | | | | | | | | | |
| 05/19/09 | | 0.0233 | 5.82 | | <0.00100 | <0.00500 | | | <0.00500 | <0.000200 | | | <0.0100 | <0.00500 | | | | | | | | | | | | | | | | | | | | |
| 08/19/09 | | 0.0177 | 6.02 | | <0.00100 | <0.00500 | | | <0.00500 | <0.000200 | | | <0.0100 | <0.00500 | | | | | | | | | | | | | | | | | | | | |
| 10/30/09 | | 0.0196 | 6.63 | | <0.00100 | <0.00500 | | | <0.00500 | <0.000200 | | | <0.0100 | <0.00500 | | | | | | | | | | | | | | | | | | | | |
| 10/13/11 | | 0.010 | 7.88 | | <0.00100 | <0.00500 | | | 0.0063 | <0.000200 | | | <0.0100 | <0.00500 | | | | | | | | | | | | | | | | | | | | |
| 07/17/12 | | 0.0133 | 8.44 | | <0.00100 | <0.00500 | | | <0.00500 | <0.000200 | | | <0.0100 | <0.00500 | | | | | | | | | | | | | | | | | | | | |
| 10/03/12 | <0.0100 | 8.32 | | <0.00100 | <0.00500 | | | | <0.00500 | <0.000200 | | | <0.0100 | <0.00500 | | | | | | | | | | | | | | | | | | | | |
| 12/07/23 | | 0.0200 J | | | | | | | | | | | | | | | | 708 | 708 | 0.11 J | 74.6 | 0.906 J | | | 139 | 1.27 | 20.2 B | 0.59 J | 820 | | | | | |

TABLE 6
CUMULATIVE GROUNDWATER ANALYTICAL RESULTS FOR METALS AND ADDITIONAL PARAMETERS
 Former ExxonMobil Gladiola Station
 Lea County, New Mexico

| Date | Antimony (mg/L) | Arsenic (mg/L) | Barium (mg/L) | Beryllium (mg/L) | Cadmium (mg/L) | Chromium (mg/L) | Cobalt (mg/L) | Copper (mg/L) | Lead (mg/L) | Mercury (mg/L) | Molybdenum (mg/L) | Nickel (mg/L) | Selenium (mg/L) | Silver (mg/L) | Thallium (mg/L) | Vanadium (mg/L) | Zinc (mg/L) | Alkalinity (mg/L) | Bicarbonate (mg/L) | Bromide (mg/L) | Calcium (mg/L) | Chloride (mg/L) | Cyanide (mg/L) | Fluoride (mg/L) | Magnesium (mg/L) | Potassium (mg/L) | Sodium (mg/L) | Sulfate (mg/L) | TDS (mg/L) | Uranium (µg/L) | |
|--------------------------|---|----------------|---------------|------------------|----------------|-----------------|---------------|---------------|-------------|----------------|-------------------|---------------|-----------------|---------------|-----------------|-----------------|-------------|-------------------|--------------------|----------------|----------------|-----------------|----------------|-----------------|------------------|------------------|---------------|----------------|------------|----------------|-----------|
| NMED WQCC HHS | 0.006 | 0.01 | 2 | 0.004 | 0.005 | 0.05 | --- | --- | 0.015 | 0.002 | --- | --- | 0.05 | 0.05 | 0.002 | --- | --- | --- | --- | --- | --- | --- | 0.2 | 1.6 | --- | --- | --- | --- | --- | 30 | |
| NMED WQCC DWS | --- | --- | --- | --- | --- | --- | --- | 1.0 | --- | --- | --- | --- | --- | --- | --- | --- | 10.0 | --- | --- | --- | --- | 250.0 | --- | --- | --- | --- | --- | 600.0 | 1000.0 | --- | |
| NMED WQCC IU | --- | --- | --- | --- | --- | --- | 0.05 | --- | --- | --- | 1.0 | 0.2 | --- | --- | --- | --- | --- | --- | --- | --- | --- | --- | --- | --- | --- | --- | --- | --- | --- | --- | |
| Calc. Background | --- | 0.23 | 3.19 | --- | --- | 0.364 | --- | --- | --- | --- | --- | --- | --- | --- | --- | --- | --- | --- | --- | --- | --- | 409 | --- | --- | --- | --- | --- | 1310 | --- | | |
| Field Point MW-13 | Well Screen Interval (feet): 30.00-45.00 | | | | | | | | | | | | | | | | | | | | | | | | | | | | | | |
| 04/30/08 | 0.0221 | 1.41 | | <0.00100 | 0.0134 | | | | 0.0104 | <0.000200 | | | <0.0100 | <0.00500 | | | | | | | | | | | | | | | | 209 | 1920 A-01 |
| 09/21/08 | 0.0377 | 3.54 | | <0.00100 | <0.00500 | | | | <0.00500 | <0.000200 | | | <0.0100 | <0.00500 | | | | | | | | | | | | | | | | 1.20 | 748 |
| 05/19/09 | 0.0321 | 4.04 | | <0.00100 | <0.00500 | | | | <0.00500 | <0.000200 | | | <0.0100 | <0.00500 | | | | | | | | | | | | | | | | <1.00 | 252 |
| 08/19/09 | 0.0249 | 4.44 | | <0.00100 | <0.00500 | | | | <0.00500 | <0.000200 | | | <0.0100 | <0.00500 | | | | | | | | | | | | | | | | <1.00 | 800 |
| 10/30/09 | 0.0275 | 4.47 | | <0.00100 | <0.00500 | | | | <0.00500 | <0.000200 | | | <0.0100 | <0.00500 | | | | | | | | | | | | | | | | 1.4 | 580 |
| Field Point MW-14 | Well Screen Interval (feet): 27.00-42.00 | | | | | | | | | | | | | | | | | | | | | | | | | | | | | | |
| 04/30/08 | 0.0172 | 0.193 | | <0.00100 | 0.0063 | | | | <0.00500 | <0.000200 | | | <0.0100 | <0.00500 | | | | | | | | | | | | | | | | 195 | 919 |
| 09/21/08 | 0.0572 | 0.181 | | <0.00100 | <0.00500 | | | | <0.00500 | <0.000200 | | | <0.0100 | <0.00500 | | | | | | | | | | | | | | | | 19.7 | |
| 05/19/09 | 0.0159 | 0.165 | | <0.00100 | <0.00500 | | | | <0.00500 | <0.000200 | | | <0.0100 | <0.00500 | | | | | | | | | | | | | | | | 11.2 | 698 |
| 08/19/09 | 0.0271 | 0.196 | | <0.00100 | <0.00500 | | | | <0.00500 | <0.000200 | | | <0.0100 | <0.00500 | | | | | | | | | | | | | | | | 15.7 | 702 |
| 10/30/09 | 0.0261 | 0.196 | | <0.00100 | <0.00500 | | | | <0.00500 | <0.000200 | | | <0.0100 | <0.00500 | | | | | | | | | | | | | | | | 16.7 | 510 |
| 10/13/11 | 0.0325 | 0.38 | | <0.00100 | <0.00500 | | | | 0.0058 | <0.000200 | | | <0.0100 | <0.00500 | | | | | | | | | | | | | | | | 17.7 | |
| 07/17/12 | 0.0592 | 0.318 | | <0.00100 | <0.00500 | | | | <0.00500 | <0.000200 | | | <0.0100 | <0.00500 | | | | | | | | | | | | | | | | 26.2 | 712 |
| 10/03/12 | 0.0308 | 0.294 | | <0.00100 | <0.00500 | | | | <0.00500 | <0.000200 | | | <0.0100 | <0.00500 | | | | | | | | | | | | | | | | 20.3 | 733 |
| Field Point MW-15 | Well Screen Interval (feet): 29.00-44.00 | | | | | | | | | | | | | | | | | | | | | | | | | | | | | | |
| 04/30/08 | 0.0259 | 2.16 | | <0.00100 | 0.0152 | | | | 0.0084 | <0.000200 | | | <0.0100 | 0.0065 | | | | | | | | | | | | | | | | 31.9 | 641 |
| 09/21/08 | 0.0282 | 5.87 | | 0.0014 | <0.00500 | | | | <0.00500 | <0.000200 | | | <0.0100 | <0.00500 | | | | | | | | | | | | | | | | 1.02 | |
| 05/19/09 | 0.0267 | 6.47 | | <0.00100 | <0.00500 | | | | <0.00500 | <0.000200 | | | <0.0100 | <0.00500 | | | | | | | | | | | | | | | | <1.00 | 850 |
| 08/19/09 | 0.0254 | 6.05 | | <0.00100 | <0.00500 | | | | <0.00500 | <0.000200 | | | <0.0100 | <0.00500 | | | | | | | | | | | | | | | | <1.00 | 850 |
| 10/30/09 | 0.0256 | 4.50 | | <0.00100 | <0.00500 | | | | <0.00500 | <0.000200 | | | <0.0100 | <0.00500 | | | | | | | | | | | | | | | | <1.00 | 570 |
| Field Point MW-16 | Well Screen Interval (feet): 26.50-41.50 | | | | | | | | | | | | | | | | | | | | | | | | | | | | | | |
| 04/30/08 | 0.0107 | 1.02 | | <0.00100 | 0.0097 | | | | 0.0058 | <0.000200 | | | <0.0100 | <0.00500 | | | | | | | | | | | | | | | | 52.5 | 726 A-01 |
| 09/21/08 | 0.0153 | 1.40 | | <0.00100 | <0.00500 | | | | <0.00500 | <0.000200 | | | <0.0100 | <0.00500 | | | | | | | | | | | | | | | | 3.28 | 716 |
| 05/18/09 | 0.0167 | 1.59 | | <0.00100 | <0.00500 | | | | <0.00500 | <0.000200 | | | <0.0100 | <0.00500 | | | | | | | | | | | | | | | | 1.69 | 776 |
| 08/19/09 | 0.0136 | 1.73 | | <0.00100 | <0.00500 | | | | <0.00500 | <0.000200 | | | <0.0100 | <0.00500 | | | | | | | | | | | | | | | | 1.67 | 750 |
| 10/30/09 | 0.0136 | 1.79 | | <0.00100 | <0.00500 | | | | <0.00500 | <0.000200 | | | <0.0100 | <0.00500 | | | | | | | | | | | | | | | | 1.83 | 410 |
| 10/30/09 D | 0.0152 | 2.04 | | <0.00100 | <0.00500 | | | | <0.00500 | <0.000200 | | | <0.0100 | <0.00500 | | | | | | | | | | | | | | | | 1.51 | 260 |
| 10/13/11 | 0.0142 | 2.21 | | <0.00100 | 0.0051 | <0.00500 | | | 0.0074 | <0.000200 | | | <0.0100 | <0.00500 | | | | | | | | | | | | | | | | 2.08 | |
| 07/17/12 | 0.0147 | 1.86 | | <0.00100 | <0.00500 | | | | <0.00500 | <0.000200 | | | <0.0100 | <0.00500 | | | | | | | | | | | | | | | | 2.32 | 788 |
| 10/03/12 | 0.0193 | 1.93 | | <0.00100 | <0.00500 | | | | <0.00500 | <0.000200 | | | <0.0100 | <0.00500 | | | | | | | | | | | | | | | | 1.81 | 769 |

TABLE 6
CUMULATIVE GROUNDWATER ANALYTICAL RESULTS FOR METALS AND ADDITIONAL PARAMETERS
Former ExxonMobil Gladiola Station
Lea County, New Mexico

| Date | Antimony (mg/L) | Arsenic (mg/L) | Barium (mg/L) | Beryllium (mg/L) | Cadmium (mg/L) | Chromium (mg/L) | Cobalt (mg/L) | Copper (mg/L) | Lead (mg/L) | Mercury (mg/L) | Molybdenum (mg/L) | Nickel (mg/L) | Selenium (mg/L) | Silver (mg/L) | Thallium (mg/L) | Vanadium (mg/L) | Zinc (mg/L) | Alkalinity (mg/L) | Bicarbonate (mg/L) | Bromide (mg/L) | Calcium (mg/L) | Chloride (mg/L) | Cyanide (mg/L) | Fluoride (mg/L) | Magnesium (mg/L) | Potassium (mg/L) | Sodium (mg/L) | Sulfate (mg/L) | TDS (mg/L) | Uranium (µg/L) | | |
|--------------------------|---|----------------|---------------|------------------|----------------|-----------------|---------------|---------------|-----------------|----------------|-------------------|---------------|-----------------|---------------|-----------------|-----------------|-------------|-------------------|--------------------|----------------|----------------|-----------------|----------------|-----------------|------------------|------------------|---------------|----------------|---------------|----------------|--|--|
| NMED WQCC HHS | 0.006 | 0.01 | 2 | 0.004 | 0.005 | 0.05 | --- | --- | 0.015 | 0.002 | --- | --- | 0.05 | 0.05 | 0.002 | --- | --- | --- | --- | --- | --- | --- | 0.2 | 1.6 | --- | --- | --- | --- | --- | 30 | | |
| NMED WQCC DWS | --- | --- | --- | --- | --- | --- | --- | 1.0 | --- | --- | --- | --- | --- | --- | --- | --- | 10.0 | --- | --- | --- | --- | 250.0 | --- | --- | --- | --- | --- | 600.0 | 1000.0 | --- | | |
| NMED WQCC IU | --- | --- | --- | --- | --- | --- | 0.05 | --- | --- | --- | 1.0 | 0.2 | --- | --- | --- | --- | --- | --- | --- | --- | --- | --- | --- | --- | --- | --- | --- | --- | --- | | | |
| Calc. Background | --- | 0.23 | 3.19 | --- | --- | 0.364 | --- | --- | --- | --- | --- | --- | --- | --- | --- | --- | --- | --- | --- | --- | --- | 409 | --- | --- | --- | --- | --- | 1310 | --- | | | |
| Field Point MW-19 | Well Screen Interval (feet): 27.00-42.00 | | | | | | | | | | | | | | | | | | | | | | | | | | | | | | | |
| 08/19/09 | 0.0203 | 0.0352 | | | <0.00100 | <0.00500 | | | <0.00500 | <0.000200 | | | <0.0100 | <0.00500 | | | | | | | | | | | | | | | | | | |
| 10/30/09 | 0.0169 | 0.0374 | | | <0.00100 | <0.00500 | | | <0.00500 | <0.000200 | | | <0.0100 | <0.00500 | | | | | | | | | | | | | | | | | | |
| 10/13/11 | 0.0197 | 0.0321 | | | <0.00100 | <0.00500 | | | 0.0052 | <0.000200 | | | <0.0100 | <0.00500 | | | | | | | | | | | | | | | | | | |
| 07/17/12 | 0.0237 | 0.0357 | | | <0.00100 | <0.00500 | | | <0.00500 | <0.000200 | | | <0.0100 | <0.00500 | | | | | | | | | | | | | | | | | | |
| 10/03/12 | 0.0308 | 0.0271 | | | <0.00100 | <0.00500 | | | <0.00500 | <0.000200 | | | <0.0100 | <0.00500 | | | | | | | | | | | | | | | | | | |
| 05/15/13 | 0.0185 | 0.0307 | | | <0.000200 | <0.0012 | | | 0.0099 | <0.00015 | | | <0.0064 | <0.0013 | | | | | | | | | | | | | | | | | | |
| 01/29/14 | 0.028 | 0.0281 | | | <0.000200 | <0.0012 | | | 0.0039 J | <0.00015 | | | <0.0064 | <0.0013 | | | | | | | | | | | | | | | | | | |
| 06/18/14 | 0.0161 | 0.0247 | | | 0.0006 J | <0.00300 | | | <0.002 | <0.00015 | | | 0.0083 J | <0.0025 | | | | | | | | | | | | | | | | | | |
| 11/18/14 | 0.02 | 0.023 | | | <0.00100 | <0.00500 | | | 0.0098 | <0.000200 | | | <0.0100 | <0.00500 | | | | | | | | | | | | | | | | | | |
| 12/09/15 | 0.0275 | 0.0242 | | | <0.00100 | <0.00500 | | | <0.00500 | <0.000200 | | | <0.0100 | <0.00500 | | | | | | | | | | | | | | | | | | |
| 04/27/16 | 0.0253 | 0.0265 | | | <0.00100 | <0.00500 | | | <0.00500 | <0.000200 | | | 0.0108 | <0.00500 | | | | | | | | | | | | | | | | | | |
| 10/25/16 | 0.0240 | 0.0288 | | | <0.00100 | <0.00500 | | | <0.00500 | <0.000200 | | | <0.0100 | <0.00500 | | | | | | | | | | | | | | | | | | |
| 05/24/17 | 0.0327 | 0.0496 | | | <0.0100 | <0.0100 | | | <0.0100 | <0.000200 | | | <0.0150 | <0.00500 | | | | | | | | | | | | | | | | | | |
| 11/29/17 | 0.0382 | 0.0579 | | | <0.0100 | 0.116 | | | <0.0100 | <0.000200 | | | 0.00751 J | <0.00500 | | | | | | | | | | | | | | | | | | |
| 07/18/18 | 0.0388 | 0.0497 | | | <0.0100 | <0.0100 | | | <0.0100 | 0.000112 BJ | | | <0.0150 | <0.00500 | | | | | | | | | | | | | | | | | | |
| 03/05/19 | <0.100 | 0.0458 | | | <0.0100 | <0.0500 | | | 0.00991 J | <0.000200 | | | <0.100 | <0.0100 | | | | | | | | | | | | | | | | | | |
| 10/02/19 | <0.100 | 0.0477 | | | <0.0100 | 0.00788 J | | | <0.0500 | 0.0000658 | | | <0.100 | <0.0100 | | | | | | | | | | | | | | | | | | |
| 06/24/20 | 0.0299 J | 0.0520 | | | <0.0100 | <0.0500 | | | 0.0152 J | <0.000500 | | | <0.100 | <0.0100 | | | | | | | | | | | | | | | | | | |
| 12/15/20 | <0.100 | 0.0860 | | | 0.00321 J | 0.0451 J | | | 0.0198 J | <0.000500 | | | <0.100 | <0.0100 | | | | | | | | | | | | | | | | | | |
| 12/07/23 | <0.100 | | | | | | | | | | | | | | | | | 491 | 491 | 0.39 | 68 | 40.2 | | | 39.7 | 2.33 | 129 B | 3.5 | 691 | | | |
| Field Point MW-20 | Well Screen Interval (feet): 29.50-44.50 | | | | | | | | | | | | | | | | | | | | | | | | | | | | | | | |
| 08/19/09 | <0.0100 | 0.0908 | | | <0.00100 | <0.00500 | | | <0.00500 | <0.000200 | | | 0.015 | <0.00500 | | | | | | | | | | | | | | | | | | |
| 10/30/09 | <0.0100 | 0.0705 | | | <0.00100 | <0.00500 | | | <0.00500 | <0.000200 | | | 0.0148 | <0.00500 | | | | | | | | | | | | | | | | | | |
| 10/13/11 | <0.0100 | 0.0521 | | | <0.00100 | <0.00500 | | | 0.0057 | <0.000200 | | | 0.0212 | <0.00500 | | | | | | | | | | | | | | | | | | |
| 07/17/12 | 0.0115 | 0.0481 | | | <0.00100 | <0.00500 | | | <0.00500 | <0.000200 | | | 0.0295 | <0.00500 | | | | | | | | | | | | | | | | | | |
| 10/03/12 | 0.0183 | 0.0476 | | | <0.00100 | <0.00500 | | | <0.00500 | <0.000200 | | | 0.0382 | <0.00500 | | | | | | | | | | | | | | | | | | |
| 05/15/13 | 0.0167 | 0.0377 | | | <0.000200 | <0.0012 | | | <0.0017 | <0.00015 | | | 0.0446 | <0.0013 | | | | | | | | | | | | | | | | | | |
| 01/29/14 | 0.0152 | 0.0321 | | | <0.000200 | <0.0012 | | | <0.0035 | 0.00042 | | | 0.0402 | <0.0013 | | | | | | | | | | | | | | | | | | |
| 06/18/14 | <0.0072 | 0.0322 | | | 0.0009 J | <0.00300 | | | <0.002 | 0.000203 | | | 0.0354 | <0.0025 | | | | | | | | | | | | | | | | | | |
| 11/18/14 | <0.0100 | 0.04 | | | <0.00100 | <0.00500 | | | <0.00500 | <0.000200 | | | 0.024 | <0.00500 | | | | | | | | | | | | | | | | | | |
| Field Point MW-21 | Well Screen Interval (feet): 29.50-44.50 | | | | | | | | | | | | | | | | | | | | | | | | | | | | | | | |
| 08/19/09 | 0.0248 | 0.0263 | | | <0.00100 | <0.00500 | | | <0.00500 | <0.000200 | | | 0.0126 | <0.00500 | | | | | | | | | | | | | | | | | | |
| 10/30/09 | 0.0245 | 0.0216 | | | <0.00100 | <0.00500 | | | <0.00500 | <0.000200 | | | 0.0146 | <0.00500 | | | | | | | | | | | | | | | | | | |
| 10/13/11 | 0.0311 | 0.0155 | | | 0.004 | <0.00500 | | | 0.0052 | <0.000200 | | | 0.0107 | <0.00500 | | | | | | | | | | | | | | | | | | |
| 07/17/12 | 0.0349 | 0.0161 | | | <0.00100 | <0.00500 | | | <0.00500 | <0.000200 | | | <0.0100 | <0.00500 | | | | | | | | | | | | | | | | | | |
| 10/03/12 | 0.0435 | 0.0131 | | | <0.00100 | <0.00500 | | | <0.00500 | <0.000200 | | | 0.011 | <0.00500 | | | | | | | | | | | | | | | | | | |
| 05/15/13 | 0.0251 | 0.0154 | | | <0.000200 | <0.0012 | | | 0.0082 | <0.00015 | | | 0.0224 | <0.0013 | | | | | | | | | | | | | | | | | | |
| 01/29/14 | 0.0355 | 0.0132 | | | <0.000200 | <0.0012 | | | <0.0035 | <0.00015 | | | <0.0064 | <0.0013 | | | | | | | | | | | | | | | | | | |
| 06/18/14 | 0.0307 | 0.0125 | | | 0.0008 J | <0.00300 | | | <0.002 | <0.00015 | | | 0.008 J | <0.0025 | | | | | | | | | | | | | | | | | | |
| 11/18/14 | 0.0310 | 0.013 | | | <0.00100 | <0.00500 | | | <0.00500 | <0.000200 | | | <0.0100 | <0.00500 | | | | | | | | | | | | | | | | | | |
| 12/08/15 | 0.0344 | 0.0138 | | | <0.00100 | <0.00500 | | | <0.00500 | <0.000200 | | | <0.0100 | <0.00500 | | | | | | | | | | | | | | | | | | |
| 04/27/16 | 0.0355 | 0.0145 | | | <0.00100 | <0.00500 | | | <0.00500 | <0.000200 | | | <0.0100 | <0.00500 | | | | | | | | | | | | | | | | | | |
| 10/25/16 | 0.0341 | 0.0157 | | | <0.00100 | 0.0154 | | | <0.00500 | <0.000200 | | | <0.0100 | <0.00500 | | | | | | | | | | | | | | | | | | |

TABLE 6
CUMULATIVE GROUNDWATER ANALYTICAL RESULTS FOR METALS AND ADDITIONAL PARAMETERS

Former ExxonMobil Gladiola Station
 Lea County, New Mexico

| Date | Antimony (mg/L) | Arsenic (mg/L) | Barium (mg/L) | Beryllium (mg/L) | Cadmium (mg/L) | Chromium (mg/L) | Cobalt (mg/L) | Copper (mg/L) | Lead (mg/L) | Mercury (mg/L) | Molybdenum (mg/L) | Nickel (mg/L) | Selenium (mg/L) | Silver (mg/L) | Thallium (mg/L) | Vanadium (mg/L) | Zinc (mg/L) | Alkalinity (mg/L) | Bicarbonate (mg/L) | Bromide (mg/L) | Calcium (mg/L) | Chloride (mg/L) | Cyanide (mg/L) | Fluoride (mg/L) | Magnesium (mg/L) | Potassium (mg/L) | Sodium (mg/L) | Sulfate (mg/L) | TDS (mg/L) | Uranium (µg/L) | | | | | | | |
|--------------------------|---|----------------|---------------|------------------|----------------|-----------------|---------------|---------------|-----------------|----------------|-------------------|---------------|-----------------|---------------|-----------------|-----------------|-------------|-------------------|--------------------|----------------|----------------|-----------------|----------------|-----------------|------------------|------------------|---------------|----------------|---------------|----------------|------|--------|------|---------|------------|------|------|
| NMED WQCC HHS | 0.006 | 0.01 | 2 | 0.004 | 0.005 | 0.05 | --- | --- | 0.015 | 0.002 | --- | --- | 0.05 | 0.05 | 0.002 | --- | --- | --- | --- | --- | --- | --- | 0.2 | 1.6 | --- | --- | --- | --- | --- | 30 | | | | | | | |
| NMED WQCC DWS | --- | --- | --- | --- | --- | --- | --- | 1.0 | --- | --- | --- | --- | --- | --- | --- | --- | 10.0 | --- | --- | --- | --- | 250.0 | --- | --- | --- | --- | --- | 600.0 | 1000.0 | --- | | | | | | | |
| NMED WQCC IU | --- | --- | --- | --- | --- | --- | 0.05 | --- | --- | --- | 1.0 | 0.2 | --- | --- | --- | --- | --- | --- | --- | --- | --- | --- | --- | --- | --- | --- | --- | --- | --- | | | | | | | | |
| Calc. Background | --- | 0.23 | 3.19 | --- | --- | 0.364 | --- | --- | --- | --- | --- | --- | --- | --- | --- | --- | --- | --- | --- | --- | --- | 409 | --- | --- | --- | --- | --- | 1310 | --- | | | | | | | | |
| Field Point MW-22 | Well Screen Interval (feet): 30.00-45.00 | | | | | | | | | | | | | | | | | | | | | | | | | | | | | | | | | | | | |
| 10/30/09 | 0.013 | 0.0376 | | | <0.00100 | <0.00500 | | | <0.00500 | <0.000200 | | | <0.0100 | <0.00500 | | | | | | | | | | | | | | | | 213 | 42.4 | 266 | 630 | | | | |
| 10/13/11 | 0.018 | 0.023 | | | <0.00100 | <0.00500 | | | 0.0059 | <0.000200 | | | <0.0100 | <0.00500 | | | | | | | | | | | | | | | | | 41.3 | 288 | | | | | |
| 07/17/12 | 0.0353 | 4.49 | | | <0.00100 | <0.00500 | | | <0.00500 | <0.000200 | | | <0.0100 | <0.00500 | | | | | | | | | | | | | | | | | 206 | 40.1 | 274 | 806 | | | |
| 10/03/12 | 0.0232 | 0.0197 | | | <0.00100 | <0.00500 | | | <0.00500 | <0.000200 | | | <0.0100 | <0.00500 | | | | | | | | | | | | | | | | | 223 | 42.5 | 280 | 792 | | | |
| 05/15/13 | 0.0209 | 0.0204 | | | <0.000200 | <0.0012 | | | 0.0085 | <0.00015 | | | 0.0161 | <0.0013 | | | | | | | | | | | | | | | | | 212 | 41.7 | 293 | 782 | | | |
| 01/29/14 | 0.0288 | 0.0191 | | | <0.000200 | <0.0012 | | | 0.0044 J | <0.00015 | | | 0.0066 J | <0.0013 | | | | | | | | | | | | | | | | | 236 | 42.8 | 242 | 750 B | | | |
| 01/29/14 D | 0.0299 | 0.0188 | | | <0.000200 | <0.0012 | | | <0.00035 | <0.00015 | | | 0.0067 J | <0.0013 | | | | | | | | | | | | | | | | | 233 | 42.8 | 257 | 750 B | | | |
| 06/18/14 | 0.0179 | 0.0192 | | | 0.0007 J | <0.00300 | | | <0.002 | <0.000150 | | | 0.0096 J | <0.0025 | | | | | | | | | | | | | | | | | 221 | 42.7 B | 248 | 776 | | | |
| 11/19/14 | 0.019 | 0.018 | | | <0.00100 | <0.00500 | | | <0.00500 | <0.000200 | | | <0.0100 | <0.00500 | | | | | | | | | | | | | | | | | 230 | 41 | 240 | 800 | | | |
| 12/08/15 | 0.0176 | 0.0221 | | | <0.00100 | <0.00500 | | | <0.00500 | <0.000200 | | | <0.0100 | <0.00500 | | | | | | | | | | | | | | | | | 260 | 33.2 | 204 | 689 | | | |
| 04/27/16 | 0.0201 | 0.0215 | | | <0.00100 | <0.00500 | | | <0.00500 | <0.000200 | | | <0.0100 | <0.00500 | | | | | | | | | | | | | | | | | 256 | 33.6 | 184 | 664 | | | |
| 10/25/16 | 0.0190 | 0.0283 | | | <0.00100 | 0.00700 | | | <0.00500 | <0.000200 | | | <0.0100 | <0.00500 | | | | | | | | | | | | | | | | | 236 | 37.4 | 22.4 | 709 | | | |
| 05/24/17 | 0.0141 | 0.0199 | | | <0.0100 | <0.0100 | | | <0.0100 | <0.000200 | | | <0.0150 | <0.00500 | | | | | | | | | | | | | | | | | 260 | 32 | 200 | 650 | | | |
| 11/29/17 | 0.0194 | 0.0259 | | | <0.0100 | <0.0100 | | | <0.0100 | <0.000200 | | | <0.0150 | <0.00500 | | | | | | | | | | | | | | | | | 250 | 32 | 190 | 675 | | | |
| 07/18/18 | 0.0236 | 0.0223 | | | <0.0100 | <0.0100 | | | <0.0100 | 0.000161 BJ | | | 0.0432 | <0.00500 | | | | | | | | | | | | | | | | | 240 | 34 | 19 | 615 | | | |
| 03/06/19 | <0.100 | 0.0212 | | | <0.0100 | <0.0500 | | | 0.012 J | <0.000200 | | | <0.100 | <0.0100 | | | | | | | | | | | | | | | | | 260 | 36 | 190 | 600 | | | |
| 10/03/19 | <0.100 | 0.0251 | | | <0.0100 | <0.0500 | | | 0.0241 J | 0.0000579 | | | 0.0249 J | <0.0100 | | | | | | | | | | | | | | | | | 273 | 31.8 | 160 | 590 | | | |
| 06/25/20 | <0.100 | 0.0204 | | | <0.0100 | <0.0500 | | | 0.0162 J | <0.000500 | | | <0.100 | <0.0100 | | | | | | | | | | | | | | | | | 266 | 28.8 | 160 | 580 | | | |
| 12/16/20 | <0.100 | 0.0268 | | | 0.00296 J | <0.0500 | | | 0.0186 J | <0.000500 | | | <0.100 | <0.0100 | | | | | | | | | | | | | | | | | 261 | 32.7 | | 620 | | | |
| 07/01/21 | <0.100 | 0.0425 | | | 0.00206 J | <0.0500 | | | 0.0147 J | 0.000189 J | | | <0.100 | <0.0100 | | | | | | | | | | | | | | | | | 276 | 31.3 | | 630 | | | |
| 12/21/21 | 0.0091 J | 12.8 | | | 0.0024 J | <0.00500 | | | <0.00500 | <0.000248 | | | <0.020 | <0.010 | | | | | | | | | | | | | | | | | | | 29.6 | 740 H | | | |
| 05/25/22 | <0.100 | 0.0212 | | | <0.0100 | <0.0500 | | | <0.0500 | <0.000200 | | | <0.100 | <0.0100 | | | | | | | | | | | | | | | | | | 285 | 32.6 | | 687 | | |
| 12/30/22 | <0.100 | 0.0226 B | | | <0.0100 | <0.0500 | | | <0.0500 | <0.000200 | | | <0.0500 | <0.0100 | | | | | | | | | | | | | | | | | | 269 | 31.6 | | 687 | | |
| 06/21/23 | <0.100 | 0.0237 | | | <0.0100 | <0.0500 | | | <0.0500 | <0.000200 | | | <0.0500 | <0.0100 | | | | | | | | | | | | | | | | | | 238 | 26.7 | | 672 | | |
| 12/06/23 | <0.100 | 0.378 B | | | <0.0100 | <0.0500 | | | <0.0500 | 0.000161 J | | | <0.0500 | <0.0100 | | | | 375 | 375 | 0.71 | 107 | 79.0 | | | 46.9 | 2.74 | 77.5 | 82 | 729 | | | 285 | 32.6 | 687 | | | |
| 06/04/24 | 0.0227 J | 0.0475 | | | <0.0100 | 0.0350 J | | | 0.00620 J | 0.000161 J | | | <0.0500 | <0.0100 | | | | 283 | 283 | 0.37 | 868 | 28.6 | | | 28.8 | 2.78 | 105 B | 150 | 662 | | | 283 | 28.6 | 662 | | | |
| 12/17/24 | <0.100 | 0.0216 | | | <0.0100 | <0.0500 | | | 0.00590 J | <0.000200 | | | <0.0500 | <0.0100 | | | | | | | | | | | | | | | | | | 29 | 29 | | 637 | | |
| 06/17/25 | <0.100 | 0.0226 | | | <0.0100 | <0.0500 | | | <0.00527 (h) | <0.000200 | | | <0.0500 | <0.0100 | | | | | | | | | | | | | | | | | | | 29.7 | 29.7 | | 680 | |
| 12/04/25 | 0.0177 J | 0.0231 | <0.0100 | <0.0100 | <0.0100 | <0.0500 | | | <0.0500 | <0.000200 | | | <0.0500 | <0.0100 | <0.0500 | | | | | | | | 28 | <0.0250 | 2.8 | | | | | | | | 28 | <0.0250 | 2.8 | 645 | 6.28 |
| Field Point MW-23 | Well Screen Interval (feet): 31.00-46.00 | | | | | | | | | | | | | | | | | | | | | | | | | | | | | | | | | | | | |
| 02/22/12 | 0.0258 | 0.061 | | | <0.00100 | <0.00500 | | | <0.00500 | <0.000200 | | | <0.0100 | <0.00500 | | | | | | | | | | | | | | | | | | | | | | | |
| 07/17/12 | 0.0307 | 0.0392 | | | <0.00100 | <0.00500 | | | <0.00500 | <0.000200 | | | <0.0100 | <0.00500 | | | | | | | | | | | | | | | | | | | 425 | 3.06 | | 91.9 | 652 |
| 10/03/12 | 0.0335 | 0.0334 | | | <0.00100 | <0.00500 | | | <0.00500 | <0.000200 | | | <0.0100 | <0.00500 | | | | | | | | | | | | | | | | | | | 412 | 3.34 | | 79.4 | 654 |
| 05/15/13 | 0.0259 | 0.037 | | | <0.000200 | <0.0012 | | | 0.0065 | <0.00015 | | | 0.0129 | <0.0013 | | | | | | | | | | | | | | | | | | | | | | | |
| 01/29/14 | 0.0343 | 0.0385 | | | <0.000200 | <0.0012 | | | 0.0052 | <0.00015 | | | <0.0064 | <0.0013 | | | | | | | | | | | | | | | | | | | | | | | |
| 06/18/14 | 0.0308 | 0.0889 | | | 0.0007 J | 0.0035 J | | | 0.0027 J | <0.00015 | | | 0.0063 J | <0.0025 | | | | | | | | | | | | | | | | | | | | | | | |
| 11/18/14 | 0.033 | 0.053 | | | <0.00100 | <0.00500 | | | <0.00500 | <0.000200 | | | <0.0100 | <0.00500 | | | | | | | | | | | | | | | | | | | | | | | |
| 12/08/15 | 0.0452 | 0.102 | | | <0.00100 | <0.00500 | | | <0.00500 | <0.000200 | | | <0.0100 | <0.00500 | | | | | | | | | | | | | | | | | | | | | | | |
| 04/27/16 | 0.0577 | 0.768 | | | <0.00100</ | | | | | | | | | | | | | | | | | | | | | | | | | | | | | | | | |

TABLE 6
CUMULATIVE GROUNDWATER ANALYTICAL RESULTS FOR METALS AND ADDITIONAL PARAMETERS
 Former ExxonMobil Gladiola Station
 Lea County, New Mexico

| Date | Antimony (mg/L) | Arsenic (mg/L) | Barium (mg/L) | Beryllium (mg/L) | Cadmium (mg/L) | Chromium (mg/L) | Cobalt (mg/L) | Copper (mg/L) | Lead (mg/L) | Mercury (mg/L) | Molybdenum (mg/L) | Nickel (mg/L) | Selenium (mg/L) | Silver (mg/L) | Thallium (mg/L) | Vanadium (mg/L) | Zinc (mg/L) | Alkalinity (mg/L) | Bicarbonate (mg/L) | Bromide (mg/L) | Calcium (mg/L) | Chloride (mg/L) | Cyanide (mg/L) | Fluoride (mg/L) | Magnesium (mg/L) | Potassium (mg/L) | Sodium (mg/L) | Sulfate (mg/L) | TDS (mg/L) | Uranium (µg/L) | |
|--------------------------|---|----------------|---------------|------------------|----------------|-----------------|---------------|---------------|--------------|----------------|-------------------|---------------|-----------------|---------------|-----------------|-----------------|-------------|-------------------|--------------------|----------------|----------------|-----------------|----------------|-----------------|------------------|------------------|---------------|----------------|------------|----------------|--|
| NMED WQCC HHS | 0.006 | 0.01 | 2 | 0.004 | 0.005 | 0.05 | --- | --- | 0.015 | 0.002 | --- | --- | 0.05 | 0.05 | 0.002 | --- | --- | --- | --- | --- | --- | --- | 0.2 | 1.6 | --- | --- | --- | --- | --- | 30 | |
| NMED WQCC DWS | --- | --- | --- | --- | --- | --- | --- | 1.0 | --- | --- | --- | --- | --- | --- | --- | --- | 10.0 | --- | --- | --- | --- | 250.0 | --- | --- | --- | --- | --- | 600.0 | 1000.0 | --- | |
| NMED WQCC IU | --- | --- | --- | --- | --- | --- | 0.05 | --- | --- | --- | 1.0 | 0.2 | --- | --- | --- | --- | --- | --- | --- | --- | --- | --- | --- | --- | --- | --- | --- | --- | --- | --- | |
| Calc. Background | --- | 0.23 | 3.19 | --- | --- | 0.364 | --- | --- | --- | --- | --- | --- | --- | --- | --- | --- | --- | --- | --- | --- | --- | 409 | --- | --- | --- | --- | --- | 1310 | --- | | |
| Field Point MW-29 | Well Screen Interval (feet): 35.00-50.00 | | | | | | | | | | | | | | | | | | | | | | | | | | | | | | |
| 07/19/18 | 0.0213 | 0.0809 | | | <0.0100 | <0.0100 | | | <0.0100 | 0.000116 BJ | | | 0.0282 | 0.00145 J | | | | | | | | | | | | | | | | | |
| 03/05/19 | <0.100 | 0.0488 | | | <0.0100 | <0.0500 | | | 0.0118 J | <0.000200 | | | <0.100 | <0.0100 | | | | | | | | | | | | | | | | | |
| 10/02/19 | <0.100 | 0.0434 | | | <0.0100 | <0.0500 | | | 0.0146 J | 0.000105 | | | <0.100 | <0.0100 | | | | | | | | | | | | | | | | | |
| 06/24/20 | <0.100 | 0.0496 | | | <0.0100 | <0.0500 | | | 0.0196 J | <0.000500 | | | <0.100 | <0.0100 | | | | | | | | | | | | | | | | | |
| 12/15/20 | <0.100 | 0.0382 | | | 0.00256 J | <0.0500 | | | 0.0213 J | <0.000500 | | | <0.100 | <0.0100 | | | | | | | | | | | | | | | | | |
| 06/30/21 | <0.100 | 0.0455 | | | 0.00203 J | <0.0500 | | | 0.0119 J | <0.000248 | | | <0.100 | <0.0100 | | | | | | | | | | | | | | | | | |
| 12/21/21 | 0.0125 J | 0.0446 | | | <0.00500 | <0.00500 | | | <0.00500 | <0.000248 | | | 0.0123 J | <0.010 | | | | | | | | | | | | | | | | | |
| 05/24/22 | <0.100 | 0.0336 | | | <0.0100 | <0.0500 | | | <0.0500 | <0.000200 | | | <0.100 | <0.0100 | | | | | | | | | | | | | | | | | |
| 12/29/22 | <0.100 | 0.0431 B | | | <0.0100 | <0.0500 | | | <0.0500 | <0.000200 | | | <0.0500 | <0.0100 | | | | | | | | | | | | | | | | | |
| 06/20/23 | <0.100 | 0.0524 | | | <0.0100 | <0.0500 | | | <0.0500 | <0.000200 | | | <0.0500 | <0.0100 | | | | | | | | | | | | | | | | | |
| 12/06/23 | 0.0233 J | 0.476 B | | | <0.0100 | 0.00920 J | | | <0.0500 | <0.000200 | | | <0.0500 | <0.0100 | | | | | | | | | | | | | | | | | |
| 06/04/24 | <0.100 | 0.0441 | | | <0.0100 | <0.0500 | | | <0.0500 | <0.000200 | | | <0.0500 | <0.0100 | | | | | | | | | | | | | | | | | |
| 12/18/24 | <0.100 | 0.0401 | | | <0.0100 | <0.0500 | | | <0.0500 | <0.000200 | | | <0.0500 | <0.0100 | | | | | | | | | | | | | | | | | |
| 06/18/25 | <0.100 | 0.0380 | | | <0.0100 | <0.0500 | | | <0.00527 (h) | <0.000200 | | | <0.0500 | <0.0100 | | | | | | | | | | | | | | | | | |
| 12/03/25 | <0.100 | 0.0389 | <0.0100 | <0.0100 | <0.0100 | <0.0500 | | | <0.0500 | <0.000200 | | | <0.0500 | <0.0100 | <0.0500 | | | | | | | | | | | | | | | | |
| Field Point MW-30 | Well Screen Interval (feet): 35.00-50.00 | | | | | | | | | | | | | | | | | | | | | | | | | | | | | | |
| 07/19/18 | 0.00958 J | 0.0590 | | | <0.0100 | <0.0100 | | | <0.0100 | 0.000102 BJ | | | <0.0150 | <0.00500 | | | | | | | | | | | | | | | | | |
| 03/05/19 | <0.100 | 0.0490 | | | <0.0100 | <0.0500 | | | 0.0105 J | <0.000200 | | | <0.100 | <0.0100 | | | | | | | | | | | | | | | | | |
| 10/02/19 | <0.100 | 0.0441 | | | <0.0100 | 0.00705 J | | | 0.0138 J | 0.000161 | | | <0.100 | <0.0100 | | | | | | | | | | | | | | | | | |
| 06/24/20 | <0.100 | 0.0474 | | | <0.0100 | <0.0500 | | | 0.0228 J | <0.000500 | | | <0.100 | <0.0100 | | | | | | | | | | | | | | | | | |
| 12/15/20 | <0.100 | 0.0538 | | | 0.00263 J | <0.0500 | | | 0.0232 J | <0.000500 | | | <0.100 | <0.0100 | | | | | | | | | | | | | | | | | |
| 06/30/21 | <0.100 | 0.0576 | | | 0.00238 J | <0.0500 | | | 0.0141 J | <0.000248 | | | <0.100 | <0.0100 | | | | | | | | | | | | | | | | | |
| 12/21/21 | 0.0156 J | 0.0535 | | | <0.00500 | <0.00500 | | | <0.00500 | <0.000248 | | | <0.020 | <0.010 | | | | | | | | | | | | | | | | | |
| 05/24/22 | <0.100 | 0.0461 | | | <0.0100 | <0.0500 | | | <0.0500 | <0.000200 | | | <0.100 | <0.0100 | | | | | | | | | | | | | | | | | |
| 12/29/22 | <0.100 | 0.0564 B | | | <0.0100 | <0.0500 | | | <0.0500 | <0.000200 | | | <0.0500 | <0.0100 | | | | | | | | | | | | | | | | | |
| 06/20/23 | <0.100 | 0.244 | | | <0.0100 | 0.00430 J | | | <0.0500 | <0.000200 | | | <0.0500 | <0.0100 | | | | | | | | | | | | | | | | | |
| 12/06/23 | <0.100 | 0.119 B | | | <0.0100 | 0.0125 J | | | <0.0500 | <0.000200 | | | <0.0500 | <0.0100 | | | | | | | | | | | | | | | | | |
| 06/03/24 | <0.100 | 0.0557 | | | <0.0100 | <0.0500 | | | <0.0500 | <0.000200 | | | <0.0500 | <0.0100 | | | | | | | | | | | | | | | | | |
| 12/17/24 | <0.100 | 0.0412 | | | <0.0100 | <0.0500 | | | <0.0500 | <0.000200 | | | <0.0500 | <0.0100 | | | | | | | | | | | | | | | | | |
| 06/18/25 | <0.100 | 0.0426 | | | <0.0100 | <0.0500 | | | <0.00527 (h) | <0.000200 | | | <0.0500 | <0.0100 | | | | | | | | | | | | | | | | | |
| 12/03/25 | <0.100 | 0.0487 | <0.0100 | <0.0100 | <0.0100 | <0.0500 | | | <0.0500 | <0.000200 | | | <0.0500 | <0.0100 | <0.0500 | | | | | | | | | | | | | | | | |

TABLE 6
CUMULATIVE GROUNDWATER ANALYTICAL RESULTS FOR METALS AND ADDITIONAL PARAMETERS

Former ExxonMobil Gladiola Station
Lea County, New Mexico

| Date | Antimony (mg/L) | Arsenic (mg/L) | Barium (mg/L) | Beryllium (mg/L) | Cadmium (mg/L) | Chromium (mg/L) | Cobalt (mg/L) | Copper (mg/L) | Lead (mg/L) | Mercury (mg/L) | Molybdenum (mg/L) | Nickel (mg/L) | Selenium (mg/L) | Silver (mg/L) | Thallium (mg/L) | Vanadium (mg/L) | Zinc (mg/L) | Alkalinity (mg/L) | Bicarbonate (mg/L) | Bromide (mg/L) | Calcium (mg/L) | Chloride (mg/L) | Cyanide (mg/L) | Fluoride (mg/L) | Magnesium (mg/L) | Potassium (mg/L) | Sodium (mg/L) | Sulfate (mg/L) | TDS (mg/L) | Uranium (µg/L) | |
|--------------------------|---|-----------------|---------------|------------------|----------------|-----------------|---------------|---------------|-----------------|----------------|-------------------|---------------|-----------------|---------------|-----------------|-----------------|-------------|-------------------|--------------------|----------------|----------------|-----------------|----------------|-----------------|------------------|------------------|---------------|----------------|-------------|----------------|--|
| NMED WQCC HHS | 0.006 | 0.01 | 2 | 0.004 | 0.005 | 0.05 | --- | --- | 0.015 | 0.002 | --- | --- | 0.05 | 0.05 | 0.002 | --- | --- | --- | --- | --- | --- | --- | 0.2 | 1.6 | --- | --- | --- | --- | --- | 30 | |
| NMED WQCC DWS | --- | --- | --- | --- | --- | --- | --- | 1.0 | --- | --- | --- | --- | --- | --- | --- | --- | 10.0 | --- | --- | --- | --- | 250.0 | --- | --- | --- | --- | --- | 600.0 | 1000.0 | --- | |
| NMED WQCC IU | --- | --- | --- | --- | --- | --- | 0.05 | --- | --- | --- | 1.0 | 0.2 | --- | --- | --- | --- | --- | --- | --- | --- | --- | --- | --- | --- | --- | --- | --- | --- | --- | --- | |
| Calc. Background | --- | 0.23 | 3.19 | --- | --- | 0.364 | --- | --- | --- | --- | --- | --- | --- | --- | --- | --- | --- | --- | --- | --- | --- | 409 | --- | --- | --- | --- | --- | 1310 | --- | | |
| Field Point MW-31 | Well Screen Interval (feet): 35.00-50.00 | | | | | | | | | | | | | | | | | | | | | | | | | | | | | | |
| 07/19/18 | <0.0100 | 0.0633 | | <0.0100 | <0.0100 | | | | <0.0100 | 0.000103 BJ | | | 0.0202 | 0.00222 J | | | | | | | | | | | | | | 150 | 735 | | |
| 03/07/19 | <0.100 | 0.207 | | <0.0100 | <0.0500 | | | | 0.01 J | 0.000256 | | | <0.100 | <0.0100 | | | | | | | | | | | | | | 96 | 745 | | |
| 10/03/19 | <0.100 | 0.211 | | <0.0100 | <0.0500 | | | | 0.0204 J | 0.0000458 J | | | 0.0321 J | <0.0100 | | | | | | | | | | | | | | 88 | 635 | | |
| 06/25/20 | <0.100 | 0.135 | | <0.0100 | <0.0500 | | | | 0.0206 J | <0.000500 | | | <0.100 | <0.0100 | | | | | | | | | | | | | | 110 | 740 | | |
| 12/16/20 | <0.100 | 0.474 | | | 0.00317 J | <0.0500 | | | 0.0187 J | <0.000500 | | | <0.100 | <0.0100 | | | | | | | | | | | | | | | | 1010 | |
| 07/01/21 | <0.100 | 0.605 | | | 0.00229 J | <0.0500 | | | 0.0102 J | <0.000248 | | | <0.100 | <0.0100 | | | | | | | | | | | | | | | | 655 | |
| 12/22/21 | | 0.0179 J | 0.382 | | <0.00500 | <0.00500 | | | <0.00500 | <0.000248 | | | <0.020 | <0.010 | | | | | | | | | | | | | | | | 770 | |
| 05/25/22 | <0.100 | 0.590 | | <0.0100 | <0.0500 | | | | <0.0500 | <0.000200 | | | <0.100 | <0.0100 | | | | | | | | | | | | | | | | 670 | |
| 12/30/22 | <0.100 | 1.12 B | | <0.0100 | <0.0500 | | | | <0.0500 | <0.000200 | | | <0.0500 | <0.0100 | | | | | | | | | | | | | | | | 677 | |
| 06/21/23 | <0.100 | 0.373 | | <0.0100 | <0.0500 | | | | <0.0500 | <0.000200 | | | <0.0500 | <0.0100 | | | | | | | | | | | | | | | | 720 | |
| 12/06/23 | <0.100 | 0.0502 B | | <0.0100 | <0.0500 | | | | <0.0500 | <0.000200 | | | <0.0500 | <0.0100 | | | | 161 | 161 | 0.55 | 115 | 224 | | | 24.5 | 2.82 | 102 | 95 | 875 | | |
| 06/03/24 | <0.100 | 0.134 | | <0.0100 | <0.0500 | | | | <0.0500 | <0.000200 | | | <0.0500 | <0.0100 | | | | 287 | 287 | 0.71 | 119 | 107 | | | 40.1 | 2.89 | 76.9 B | 130 | 729 | | |
| 12/17/24 | <0.100 | 0.538 | | <0.0100 | <0.0500 | | | | <0.0500 | <0.000200 | | | <0.0500 | <0.0100 | | | | | | | | | | | | | | | | 655 | |
| 06/17/25 | <0.100 | 0.308 | | <0.0100 | <0.0500 | | | | <0.00527 (h) | <0.000200 | | | <0.0500 | <0.0100 | | | | | | | | | | | | | | | | 726 | |
| 12/04/25 | | 0.0103 J | 0.160 | <0.0100 | <0.0100 | <0.0500 | | | 0.00500 J | <0.000200 | | | <0.0500 | <0.0100 | <0.0500 | | | | | | | 84 | <0.0250 | 1.5 | | | | | 726 | 4.63 | |
| Field Point MW-32 | Well Screen Interval (feet): 35.00-50.00 | | | | | | | | | | | | | | | | | | | | | | | | | | | | | | |
| 07/19/18 | <0.0100 | 0.0799 | | <0.0100 | <0.0100 | | | | <0.0100 | 0.000153 BJ | | | 0.0187 | <0.00500 | | | | | | | | | | | | | | 53 | 705 | | |
| 03/06/19 | <0.100 | 0.235 | | <0.0100 | <0.0500 | | | | 0.0116 J | <0.000200 | | | <0.100 | <0.0100 | | | | | | | | | | | | | | | 46 | 645 | |
| 10/03/19 | <0.100 | 0.302 | | <0.0100 | 0.00840 J | | | | 0.0246 J | 0.000117 | | | <0.100 | <0.0100 | | | | | | | | | | | | | | | 36 | 605 | |
| 06/24/20 | <0.100 | 0.163 | | <0.0100 | <0.0500 | | | | 0.0198 J | <0.000500 | | | <0.100 | <0.0100 | | | | | | | | | | | | | | | 37 | 620 | |
| 12/16/20 | <0.100 | 0.327 | | | 0.00304 J | <0.0500 | | | 0.0233 J | <0.000500 | | | <0.100 | <0.0100 | | | | | | | | | | | | | | | | 545 | |
| 06/30/21 | <0.100 | 0.353 | | | 0.00258 J | <0.0500 | | | 0.0122 J | <0.000248 | | | <0.100 | <0.0100 | | | | | | | | | | | | | | | | 575 | |
| 12/21/21 | | 0.0407 | 0.345 | | <0.00500 | <0.00500 | | | <0.00500 | <0.000248 | | | <0.020 | <0.010 | | | | | | | | | | | | | | | | 740 H | |
| 05/25/22 | | 0.0263 J | 0.174 | | <0.0100 | <0.0500 | | | <0.0500 | <0.000200 | | | <0.100 | <0.0100 | | | | | | | | | | | | | | | | 625 | |
| 12/29/22 | | 0.0212 J | 0.237 B | | <0.0100 | 0.00780 J | | | <0.0500 | <0.000200 | | | <0.0500 | <0.0100 | | | | | | | | | | | | | | | | 641 | |
| 06/20/23 | | 0.0315 J | 0.175 | | <0.0100 | <0.0500 | | | <0.0500 | <0.000200 | | | <0.0500 | <0.0100 | | | | | | | | | | | | | | | | 616 | |
| 12/05/23 | <0.100 | 0.0214 J | 0.290 | <0.0100 | <0.0100 | <0.0500 | 0.00290 J | <0.0500 | <0.0500 | <0.000200 | <0.0500 | <0.0500 | <0.0500 | <0.0100 | <0.0500 | <0.0100 | <0.250 | | | | | | | | | | | | | 665 | |
| 06/03/24 | | 0.0209 J | 0.181 | | <0.0100 | <0.0500 | | | <0.0500 | <0.000200 | | | <0.0500 | <0.0100 | | | | | 478 | 478 | 0.68 | 98.7 | 32.7 | | 42.6 | 2.76 | 84.4 B | 29 | 638 | | |
| 12/17/24 | <0.100 | 0.265 | | <0.0100 | <0.0500 | | | | <0.0500 | <0.000200 | | | <0.0500 | <0.0100 | | | | | | | | | | | | | | | | 624 | |
| 06/17/25 | | 0.0204 J | 0.250 | | <0.0100 | <0.0500 | | | <0.00527 (h) | <0.000200 | | | <0.0500 | <0.0100 | | | | | | | | | | | | | | | | 618 | |
| 12/03/25 | | 0.0188 J | 0.255 | <0.0100 | <0.0100 | <0.0500 | | | <0.0500 | <0.000200 | | | <0.0500 | <0.0100 | <0.0500 | | | | | | | | 19 | <0.0250 | 1.6 | | | | 600 | 3.37 | |
| Field Point MW-33 | Well Screen Interval (feet): 33.00-53.00 | | | | | | | | | | | | | | | | | | | | | | | | | | | | | | |
| 06/22/23 | <0.100 | 0.0777 | | <0.0100 | <0.0500 | | | | <0.0500 | <0.000200 | | | <0.0500 | <0.0100 | | | | | | | | 142 | | | | | | | | 1230 | |
| 09/06/23 | | 0.0646 J | 0.565 | | <0.0100 | 0.0153 J | | | 0.00530 J | <0.000200 | | | <0.0500 | <0.0100 | | | | | | | | | | | | | | | | 1000 | |
| 12/05/23 | <0.100 | 0.0491 J | 0.623 | <0.0100 | <0.0100 | 0.0135 J | 0.00340 J | <0.0500 | 0.00710 J | <0.000200 | <0.0500 | 0.00620 J | <0.0500 | <0.0100 | <0.0500 | 0.0389 | <0.250 | | | | | 213 | | 1.0 | | | | 200 | 1100 | | |
| 06/03/24 | <0.100 | 0.157 | | <0.0100 | 0.00710 J | | | | <0.0500 | <0.000200 | | | <0.0500 | <0.0100 | | | | 220 | 220 | 1.2 | 167 | 274 | | 44.6 | 3.50 | 141 B | 220 | 1090 | | | |
| 12/17/24 | <0.100 | 0.511 | | <0.0100 | 0.0145 J | | | | <0.0500 | <0.000200 | | | <0.0500 | <0.0100 | | | | | | | | | | | | | | | | 938 | |
| 06/17/25 | <0.100 | 0.479 | | <0.0100 | 0.0146 J | | | | <0.00527 (h) | <0.000200 | | | <0.0500 | <0.0100 | | | | | | | | | | | | | | | | 1010 | |
| 12/03/25 | <0.100 | 0.297 | <0.0100 | <0.0100 | 0.0466 J | | | | <0.0500 | <0.000200 | | | <0.0500 | <0.0100 | <0.0500 | | | | | | | 200 | <0.0250 | 3.1 | | | | | 1040 | 6.28 | |

TABLE 6
CUMULATIVE GROUNDWATER ANALYTICAL RESULTS FOR METALS AND ADDITIONAL PARAMETERS

Former ExxonMobil Gladiola Station
 Lea County, New Mexico

| Date | Antimony (mg/L) | Arsenic (mg/L) | Barium (mg/L) | Beryllium (mg/L) | Cadmium (mg/L) | Chromium (mg/L) | Cobalt (mg/L) | Copper (mg/L) | Lead (mg/L) | Mercury (mg/L) | Molybdenum (mg/L) | Nickel (mg/L) | Selenium (mg/L) | Silver (mg/L) | Thallium (mg/L) | Vanadium (mg/L) | Zinc (mg/L) | Alkalinity (mg/L) | Bicarbonate (mg/L) | Bromide (mg/L) | Calcium (mg/L) | Chloride (mg/L) | Cyanide (mg/L) | Fluoride (mg/L) | Magnesium (mg/L) | Potassium (mg/L) | Sodium (mg/L) | Sulfate (mg/L) | TDS (mg/L) | Uranium (µg/L) | | |
|--------------------------|---|-----------------|---------------|------------------|----------------|-----------------|---------------|---------------|-----------------|----------------|-------------------|---------------|-----------------|---------------|-----------------|-----------------|-------------|-------------------|--------------------|----------------|----------------|-----------------|----------------|-----------------|------------------|------------------|---------------|----------------|------------|----------------|-------------|-------------|
| NMED WQCC HHS | 0.006 | 0.01 | 2 | 0.004 | 0.005 | 0.05 | --- | --- | 0.015 | 0.002 | --- | --- | 0.05 | 0.05 | 0.002 | --- | --- | --- | --- | --- | --- | --- | 0.2 | 1.6 | --- | --- | --- | --- | --- | 30 | | |
| NMED WQCC DWS | --- | --- | --- | --- | --- | --- | --- | 1.0 | --- | --- | --- | --- | --- | --- | --- | --- | 10.0 | --- | --- | --- | --- | 250.0 | --- | --- | --- | --- | --- | 600.0 | 1000.0 | --- | | |
| NMED WQCC IU | --- | --- | --- | --- | --- | --- | 0.05 | --- | --- | --- | 1.0 | 0.2 | --- | --- | --- | --- | --- | --- | --- | --- | --- | --- | --- | --- | --- | --- | --- | --- | --- | --- | | |
| Calc. Background | --- | 0.23 | 3.19 | --- | --- | 0.364 | --- | --- | --- | --- | --- | --- | --- | --- | --- | --- | --- | --- | --- | --- | --- | 409 | --- | --- | --- | --- | --- | --- | 1310 | --- | | |
| Field Point MW-34 | Well Screen Interval (feet): 33.00-53.00 | | | | | | | | | | | | | | | | | | | | | | | | | | | | | | | |
| 06/22/23 | <0.100 | 0.0581 | | | <0.0100 | <0.0500 | | | <0.0500 | <0.000200 | | | <0.0500 | <0.0100 | | | | | | | | | | | | | | | | | 797 | |
| 09/06/23 | | 0.0302 J | 0.597 | | <0.0100 | 0.00440 J | | | <0.0500 | <0.000200 | | | <0.0500 | <0.0100 | | | | | | | | | | | | | | | | | 672 | |
| 12/05/23 | <0.100 | 0.0336 J | 0.518 | <0.0100 | <0.0100 | 0.00920 J | 0.00390 J | 0.00530 J | 0.00750 J | <0.000200 | <0.0500 | 0.00500 J | <0.0500 | <0.0100 | <0.0500 | 0.0579 | <0.250 | | | | | | | | | | | | | | 110 | 698 |
| 06/03/24 | | 0.0257 J | 0.932 | | <0.0100 | 0.0468 J | | | 0.00870 J | <0.000200 | | | <0.0500 | <0.0100 | | | | 255 | 255 | 0.53 | 179 | 92.6 | | | 35.9 | 3.98 | 95.0 B | 97 | | 668 | | |
| 12/17/24 | <0.100 | 0.218 | | <0.0100 | 0.00630 J | | | | <0.0500 | <0.000200 | | | <0.0500 | <0.0100 | | | | | | | | | | | | | | | | | 651 | |
| 06/17/25 | | 0.0291 J | 2.40 | | <0.0100 | 0.0247 J | | | 0.00760 J | <0.000200 | | | <0.0500 | <0.0100 | | | | | | | | | | | | | | | | | 692 | |
| 12/03/25 | <0.100 | 0.152 | <0.0100 | <0.0100 | <0.0500 | | | | <0.0500 | <0.000200 | | | <0.0500 | <0.0100 | <0.0500 | | | | | | | 82 | <0.0250 | 2.3 | | | | | | 701 | 5.70 | |
| Field Point MW-35 | Well Screen Interval (feet): 33.00-53.00 | | | | | | | | | | | | | | | | | | | | | | | | | | | | | | | |
| 06/22/23 | <0.100 | 0.299 | | | <0.0100 | 0.0244 J | | | 0.00700 J | <0.000200 | | | 0.0172 J | <0.0100 | | | | | | | | | | | | | | | | | | 1090 |
| 09/06/23 | | 0.0550 J | 0.146 | | <0.0100 | 0.0541 | | | <0.0500 | <0.000200 | | | <0.0500 | <0.0100 | | | | | | | | | | | | | | | | | | 992 |
| 12/05/23 | <0.100 | 0.0411 J | 0.155 | <0.0100 | <0.0100 | 0.0162 J | 0.00180 J | <0.0500 | <0.0500 | <0.000200 | 0.00570 J | 0.00590 J | <0.0500 | <0.0100 | <0.0500 | 0.0175 | <0.250 | | | | | | | | | | | | | | 190 | 996 |
| 06/03/24 | <0.100 | 0.119 | | <0.0100 | 0.0109 J | | | | <0.0500 | <0.000200 | | | <0.0500 | <0.0100 | | | | 192 | 192 | 0.74 | 142 | 241 | | | 35.2 | 3.52 | 151 B | 210 | | 981 | | |
| 12/18/24 | <0.100 | 0.155 | | <0.0100 | 0.0216 J | | | | <0.0500 | <0.000200 | | | <0.0500 | <0.0100 | | | | | | | | | | | | | | | | | 953 | |
| 06/18/25 | <0.100 | 0.0978 | | <0.0100 | 0.0290 J | | | | <0.00527 (h) | <0.000200 | | | <0.0500 | <0.0100 | | | | | | | | | | | | | | | | | 951 | |
| 12/03/25 | <0.100 | 0.120 | <0.0100 | <0.0100 | 0.0316 J | | | | <0.0500 | <0.000200 | | | <0.0500 | <0.0100 | <0.0500 | | | | | | | 240 | <0.0250 | 2.6 | | | | | | 953 | 5.11 | |
| Field Point MW-36 | Well Screen Interval (feet): 33.00-53.00 | | | | | | | | | | | | | | | | | | | | | | | | | | | | | | | |
| 06/20/23 | <0.100 | 0.0683 | | | <0.0100 | <0.0500 | | | <0.0500 | <0.000200 | | | <0.0500 | <0.0100 | | | | | | | | | | | | | | | | | | 1050 |
| 09/06/23 | <0.100 | 0.0805 | | | <0.0100 | <0.0500 | | | <0.0500 | <0.000200 | | | <0.0500 | <0.0100 | | | | | | | | | | | | | | | | | | 1080 |
| 12/05/23 | <0.100 | <0.100 | 0.0539 | <0.0100 | <0.0100 | 0.00720 J | <0.0500 | <0.0500 | <0.0500 | <0.000200 | 0.00700 J | <0.0500 | <0.0500 | <0.0100 | <0.0500 | 0.0410 | <0.250 | | | | | | | | | | | | | | 140 | 938 |
| 06/03/24 | <0.100 | 0.0496 | | <0.0100 | <0.0500 | | | | <0.0500 | <0.000200 | | | <0.0500 | <0.0100 | | | | 162 | 162 | 0.73 | 129 | 275 | | | 37.2 | 3.05 | 128 B | 140 | | 932 | | |
| 12/18/24 | <0.100 | 0.0624 | | <0.0100 | 0.0420 J | | | | <0.0500 | <0.000200 | | | <0.0500 | <0.0100 | | | | | | | | | | | | | | | | | 1020 | |
| 06/19/25 | <0.100 | 0.198 | | <0.0100 | 0.0284 J | | | | <0.00527 (h) | <0.000200 | | | 0.0168 J | <0.0100 | | | | | | | | | | | | | | | | | 865 | |
| 12/03/25 | <0.100 | 0.0578 | <0.0100 | <0.0100 | 0.0258 J | | | | <0.0500 | <0.000200 | | | <0.0500 | <0.0100 | <0.0500 | | | | | | | 290 | <0.0250 | 1.6 | | | | | | 904 | 4.85 | |
| Field Point MW-37 | Well Screen Interval (feet): 33.00-53.00 | | | | | | | | | | | | | | | | | | | | | | | | | | | | | | | |
| 06/23/23 | <0.100 | 0.0627 | | | <0.0100 | 0.00570 J | | | <0.0500 | <0.000200 | | | <0.0500 | <0.0100 | | | | | | | | | | | | | | | | | | 796 |
| 09/06/23 | <0.100 | 0.272 | | | <0.0100 | 0.0121 J | | | 0.00650 J | <0.000200 | | | <0.0500 | <0.0100 | | | | | | | | | | | | | | | | | | 727 |
| 12/06/23 | <0.100 | 0.0454 B | | <0.0100 | <0.0500 | | | | <0.0500 | <0.000200 | | | <0.0500 | <0.0100 | | | | 154 | 154 | 0.78 | 150 | 179 | | | 38.2 | 3.29 | 146 | 370 | | 1210 | | |
| 06/03/24 | <0.100 | 0.0962 | | <0.0100 | 0.00710 J | | | | 0.00570 J | <0.000200 | | | <0.0500 | <0.0100 | | | | 164 | 164 | 0.57 | 121 | 184 | | | 29.7 | 3.03 | 88.0 B | 93 | | 742 | | |
| 12/18/24 | <0.100 | 0.143 | | <0.0100 | 0.0138 J | | | | 0.00590 J | <0.000200 | | | <0.0500 | <0.0100 | | | | | | | | | | | | | | | | | 748 | |
| 06/19/25 | <0.100 | 0.164 | | <0.0100 | 0.0242 J | | | | <0.00527 (h) | <0.000200 | | | <0.0500 | <0.0100 | | | | | | | | | | | | | | | | | 713 | |
| 12/03/25 | <0.100 | 0.130 | <0.0100 | <0.0100 | 0.119 | | | | <0.0500 | <0.000200 | | | <0.0500 | <0.0100 | <0.0500 | | | | | | | 180 | <0.0250 | 2.8 | | | | | | 743 | 4.85 | |
| Field Point MW-38 | Well Screen Interval (feet): 33.00-53.00 | | | | | | | | | | | | | | | | | | | | | | | | | | | | | | | |
| 06/22/23 | <0.100 | 0.155 | | | <0.0100 | 0.0154 J | | | <0.0500 | <0.000200 | | | <0.0500 | <0.0100 | | | | | | | | | | | | | | | | | | 1290 |
| 09/06/23 | | 0.0299 J | 1.19 | | <0.0100 | 0.0512 | | | 0.0170 J | <0.000200 | | | <0.0500 | <0.0100 | | | | | | | | | | | | | | | | | | 1310 |
| 12/06/23 | <0.100 | 0.0428 B | | <0.0100 | <0.0500 | | | | <0.0500 | 0.000469 | | | <0.0500 | <0.0100 | | | | 166 | 166 | 0.49 | 101 | 210 | | | 25.1 | 2.72 | 112 | 100 | | 843 | | |
| 06/03/24 | <0.100 | 0.258 | | <0.0100 | 0.0123 J | | | | 0.00600 J | <0.000200 | | | <0.0500 | <0.0100 | | | | 158 | 158 | 0.85 | 164 | 379 | | | 37.2 | 3.53 | 137 B | 87 | | 1110 | | |
| 12/18/24 | <0.100 | 0.205 | | <0.0100 | 0.0135 J | | | | 0.00660 J | <0.000200 | | | <0.0500 | <0.0100 | | | | | | | | | | | | | | | | | 1230 | |
| 06/19/25 | <0.100 | 0.218 | | <0.0100 | 0.0298 J | | | | <0.00527 (h) | <0.000200 | | | <0.0500 | <0.0100 | | | | | | | | | | | | | | | | | 1080 | |
| 12/03/25 | <0.100 | 0.0969 | <0.0100 | <0.0100 | 0.0217 J | | | | <0.0500 | <0.000200 | | | <0.0500 | <0.0100 | <0.0500 | | | | | | | | 420 | <0.0250 | 2.5 | | | | | 1160 | 4.18 | |

TABLE 6
CUMULATIVE GROUNDWATER ANALYTICAL RESULTS FOR METALS AND ADDITIONAL PARAMETERS

Former ExxonMobil Gladiola Station
 Lea County, New Mexico

| Date | Antimony (mg/L) | Arsenic (mg/L) | Barium (mg/L) | Beryllium (mg/L) | Cadmium (mg/L) | Chromium (mg/L) | Cobalt (mg/L) | Copper (mg/L) | Lead (mg/L) | Mercury (mg/L) | Molybdenum (mg/L) | Nickel (mg/L) | Selenium (mg/L) | Silver (mg/L) | Thallium (mg/L) | Vanadium (mg/L) | Zinc (mg/L) | Alkalinity (mg/L) | Bicarbonate (mg/L) | Bromide (mg/L) | Calcium (mg/L) | Chloride (mg/L) | Cyanide (mg/L) | Fluoride (mg/L) | Magnesium (mg/L) | Potassium (mg/L) | Sodium (mg/L) | Sulfate (mg/L) | TDS (mg/L) | Uranium (µg/L) |
|---------------------------|---|----------------|---------------|------------------|----------------|-----------------|---------------|---------------|--------------|----------------|-------------------|---------------|-----------------|---------------|-----------------|-----------------|-------------|-------------------|--------------------|----------------|----------------|-----------------|----------------|-----------------|------------------|------------------|---------------|----------------|------------|----------------|
| NMED WQCC HHS | 0.006 | 0.01 | 2 | 0.004 | 0.005 | 0.05 | --- | --- | 0.015 | 0.002 | --- | --- | 0.05 | 0.05 | 0.002 | --- | --- | --- | --- | --- | --- | --- | 0.2 | 1.6 | --- | --- | --- | --- | --- | 30 |
| NMED WQCC DWS | --- | --- | --- | --- | --- | --- | --- | 1.0 | --- | --- | --- | --- | --- | --- | --- | --- | 10.0 | --- | --- | --- | --- | 250.0 | --- | --- | --- | --- | --- | 600.0 | 1000.0 | --- |
| NMED WQCC IU | --- | --- | --- | --- | --- | --- | 0.05 | --- | --- | --- | 1.0 | 0.2 | --- | --- | --- | --- | --- | --- | --- | --- | --- | --- | --- | --- | --- | --- | --- | --- | --- | --- |
| Calc. Background | --- | 0.23 | 3.19 | --- | --- | 0.364 | --- | --- | --- | --- | --- | --- | --- | --- | --- | --- | --- | --- | --- | --- | --- | 409 | --- | --- | --- | --- | --- | --- | 1310 | --- |
| Field Point MW-39 | Well Screen Interval (feet): 28.00-50.00 | | | | | | | | | | | | | | | | | | | | | | | | | | | | | |
| 03/28/24 | <0.100 | 0.0244 J | 0.797 | <0.0100 | <0.0100 | 0.0510 | 0.0761 | 0.0303 J | 0.0157 J | 0.000155 J | 0.0118 J | 0.0232 J | <0.0500 | <0.0100 | <0.0500 | 0.179 | 0.0663 J | 138 | (g) | 0.50 | (g) | 110 | | | (g) | (g) | (g) | 120 | 711 | |
| 06/03/24 | | <0.100 | 0.0472 | | <0.0100 | 0.00330 J | | | <0.0500 | <0.000200 | | | <0.0500 | <0.0100 | | | | 147 | 147 | 0.45 | 91.5 | 129 | | | 24.8 | 2.54 | 58.2 B | 130 | 660 | |
| 12/18/24 | | <0.100 | 0.0601 | | <0.0100 | 0.00420 J | | | <0.0500 | <0.000200 | | | <0.0500 | <0.0100 | | | | | | | | 100 | | | | | | | 630 | |
| 06/18/25 | | <0.100 | 0.104 | | <0.0100 | 0.0379 J | | | <0.00527 (h) | <0.000200 | | | <0.0500 | <0.0100 | | | | | | | | 108 | | | | | | | 632 | |
| 12/03/25 | | <0.100 | 0.0579 | <0.0100 | <0.0100 | 0.118 | | | <0.0500 | <0.000200 | | | <0.0500 | <0.0100 | <0.0500 | | | | | | | 100 | <0.0250 | 3.1 | | | | | 609 | 5.11 |
| Field Point SB-1GW | Grab Groundwater Sample | | | | | | | | | | | | | | | | | | | | | | | | | | | | | |
| 10/28/11 | | <0.0100 | 0.0808 | | <0.00100 | <0.00500 | | | 0.0053 | <0.000200 | | | <0.0100 | <0.00500 | | | | | | | | 9.4 | | | | | | | 77.8 | |
| Field Point SB-2GW | Grab Groundwater Sample | | | | | | | | | | | | | | | | | | | | | | | | | | | | | |
| 10/28/11 | | 0.0139 | 0.134 | | <0.00100 | <0.00500 | | | <0.00500 | <0.000200 | | | <0.0100 | <0.00500 | | | | | | | | 156 | | | | | | | 307 | |
| Field Point SB-3GW | Grab Groundwater Sample | | | | | | | | | | | | | | | | | | | | | | | | | | | | | |
| 10/28/11 | | 0.0338 | 7.80 | | <0.00100 | <0.00500 | | | <0.00500 | <0.000200 | | | <0.0100 | <0.00500 | | | | | | | | 2.84 | | | | | | | 2.3 | |
| Field Point SB-4GW | Grab Groundwater Sample | | | | | | | | | | | | | | | | | | | | | | | | | | | | | |
| 10/28/11 | | 0.0296 | 3.44 | | <0.00100 | <0.00500 | | | <0.00500 | <0.000200 | | | <0.0100 | <0.00500 | | | | | | | | 5.9 | | | | | | | 2.8 | |
| Field Point SB-5GW | Grab Groundwater Sample | | | | | | | | | | | | | | | | | | | | | | | | | | | | | |
| 10/28/11 | | <0.0100 | 0.0971 | | <0.00100 | <0.00500 | | | <0.00500 | <0.000200 | | | 0.0105 | <0.00500 | | | | | | | | 180 | | | | | | | 421 | |
| Field Point SB-6GW | Grab Groundwater Sample | | | | | | | | | | | | | | | | | | | | | | | | | | | | | |
| 10/28/11 | | 0.0116 | 0.0343 | | <0.00100 | <0.00500 | | | <0.00500 | <0.000200 | | | <0.0100 | <0.00500 | | | | | | | | 7.04 | | | | | | | 290 | |
| Field Point SB-7GW | Grab Groundwater Sample | | | | | | | | | | | | | | | | | | | | | | | | | | | | | |
| 10/28/11 | | <0.0100 | 0.465 | | <0.00100 | <0.00500 | | | <0.00500 | <0.000200 | | | <0.0100 | <0.00500 | | | | | | | | 4.58 | | | | | | | 38.6 | |

TABLE 6
CUMULATIVE GROUNDWATER ANALYTICAL RESULTS FOR METALS AND ADDITIONAL PARAMETERS
 Former ExxonMobil Gladiola Station
 Lea County, New Mexico

Notes:

- Bolded values equal or exceed applicable regulatory limits.
- Total naphthalene is the sum of 1-methylnaphthalene, 2-methylnaphthalene, and naphthalene.
- ELEV = Elevation. Elevations are adjusted for NAPL thickness using a relative density of 0.83.
- GW = Groundwater.
- NAPL = Non-aqueous phase liquid.
- NMED WQCC = New Mexico Environmental Department Water Quality Control Commission.
- DWS = Other Standards for Domestic Water Supply with 10,000 mg/L TDS or less (20.6.2.3103 NMAC).
- HHS = Human Health Standard for groundwater with 10,000 mg/L TDS or less (20.6.2.3103 NMAC).
- IU = Irrigation Use Standard for groundwater with 10,000 mg/L TDS or less (20.6.2.3103 NMAC).
- TOC = Top of casing.
- TDS = Total dissolved solids.
- µg/L = Micrograms per liter.
- mg/L = Milligrams per liter.
- BDL = Below laboratory detection limits.
- < = Not detected at or above stated laboratory reporting limit.
- A-01 = Could not obtain constant weight.
- B = Analyte reported in associated method or trip blank.
- D = Duplicate.
- H = Analyzed outside the recommended hold time.
- J = Estimated value between method detection limit and practical quantitation limit.
- R1 = The relative percent difference between the primary and confirmatory analysis exceeded 40%; the higher value was reported.
- R10 = The relative percent difference between the primary and confirmatory analysis exceeded 40%; the lower value was reported due to apparent chromatographic problems.
- R12 = The relative percent difference between the primary and confirmatory analysis exceeded 40%; the lower value was reported.
- X = Pre-purge/no-purge sample.
- (a) = Analyzed by EPA Method 8310.
- (b) = Analyzed by EPA Method 8260B.
- (c) = Analyzed method unknown.
- (d) = Analyzed to determine the presense of NAPL.
- (e) = Insufficient water to purge.
- (f) = DTW measured in the field indicates less than 6 inches of water in the well, which is not representative of the actual groundwater table.
Groundwater elevation not calculated, data not used to compile groundwater elevation map.
- (g) = Insufficient containers for analysis.
- (h) = Method detection limit.

TABLE 7
CUMULATIVE CONSTITUENTS DETECTED IN GROUNDWATER BY FULL SCAN 8260B

Former ExxonMobil Gladiola Station
 Lea County, New Mexico

| Date | Acetone (2-propanone) (mg/L) | Bromodichloromethane (mg/L) | 2-Butanone (MEK) (mg/L) | Carbon Disulfide (mg/L) | Chloroform (mg/L) | 1,2-Dibromo-3-Chloropropane (mg/L) | 1,2-Dichloroethane (mg/L) | 2-Hexanone (mg/L) | Isopropylbenzene (mg/L) | Naphthalene (mg/L) | n-Butylbenzene (mg/L) | n-Propylbenzene (mg/L) | p-Isopropyltoluene (mg/L) | sec-Butylbenzene (mg/L) | tert-Butylbenzene (mg/L) | 1,2,3-Trichlorobenzene (mg/L) | 1,2,4-Trimethylbenzene (mg/L) | 1,3,5-Trimethylbenzene (mg/L) | Tetrachloroethene (mg/L) | |
|--------------------------|------------------------------|-----------------------------|-------------------------|-------------------------|-------------------|------------------------------------|---------------------------|-------------------|-------------------------|--------------------|-----------------------|------------------------|---------------------------|-------------------------|--------------------------|-------------------------------|-------------------------------|-------------------------------|--------------------------|-------|
| NMED WQCC HHS | -- | -- | -- | -- | -- | -- | 0.005 | -- | -- | -- | -- | -- | -- | -- | -- | -- | -- | -- | -- | 0.005 |
| Field Point MW-3 | | | | | | | | | | | | | | | | | | | | |
| 12/16/20 | | | | | | | | | 0.040 | 0.053 | 0.0034 J | 0.042 | | 0.0057 | | | | | | |
| 07/01/21 | | | | | | | | | 0.042 | 0.057 | 0.0041 J | 0.039 | | 0.0067 | | | 0.011 | | | |
| 12/22/21 | | | | | | | | | 0.047 | 0.060 | 0.0049 J | 0.048 | | 0.0078 | | | 0.018 | | | |
| 05/26/22 | | | | | | | | | 0.042 | 0.054 | 0.0040 J | 0.045 | | 0.0054 | | | | | | |
| 12/30/22 | | | | | | | | | 0.039 | 0.052 | 0.0049 J | 0.037 | | 0.0069 | | | | | | |
| 06/21/23 | | | | | | | | | 0.038 | 0.057 | 0.0039 J | 0.037 | | 0.0055 | | | | | | |
| 06/21/23 D | | | | | | | | | 0.038 | 0.060 | 0.0029 J | 0.035 | | 0.0045 J | | | | | | |
| 12/07/23 | | | | | | | | | 0.035 | 0.042 | 0.0027 J | 0.030 | | 0.0042 J | | | | | | |
| 06/04/24 | | | | | | | | | 0.028 | 0.034 | | 0.026 | | 0.0037 J | | | | | | |
| 12/19/24 | | | | | | | | | 0.034 | 0.040 | 0.0030 J | 0.026 | | 0.0051 | | | | | | |
| 06/18/25 | | | | | | | | | 0.026 | 0.036 | 0.0026 J | 0.025 | | 0.0040 J | | | | | | |
| 12/05/25 | | 0.026 | 0.024 | | | | | 0.0072 | 0.0044 J | | | | | 0.043 | | | | | | |
| Field Point MW-6 | | | | | | | | | | | | | | | | | | | | |
| 05/24/17 | 0.0041 J | | | | | | | | | | 0.00028 J | | 0.00031 J | 0.00084 | 0.00027 J | | 0.00094 | 0.0021 | | |
| 11/29/17 | 0.0045 J | | | | | | | | | | 0.00022 J | | 0.00077 | 0.00047 J | | | 0.0011 | 0.0017 | | |
| 07/20/18 | 0.0041 J | | | | | | | | | | | | | | | | | | | |
| 03/07/19 | | | | | | | | | | | | | | 0.00038 J | 0.000087 J | | 0.000080 J | 0.00033 J | | |
| 07/01/21 | | | | | | | | | | | | | | | | | | | | |
| 12/22/21 | | | | | | | | | | | | | | | | | | | | |
| 05/26/22 | 0.0046 J | | | | | | | | | | | | | | | | | | | |
| 12/29/22 | | | | | | | | | | | 0.0093 | | 0.0072 | 0.0065 | | | 0.041 | 0.045 | | |
| 12/07/23 | | | | | | | | | | | 0.0040 | | 0.0033 | 0.0026 | 0.00056 | | 0.014 | 0.014 | | |
| 12/19/24 | | 0.00030 J | | | | 0.0029 | | | | 0.0011 | 0.00093 | | 0.0018 | 0.0021 | 0.00053 | 0.00098 | 0.0022 | | | |
| 12/05/25 | | | | | | | 0.0048 | | | | 0.0012 | | | | | | | | | |
| Field Point MW-10 | | | | | | | | | | | | | | | | | | | | |
| 05/24/17 | | | | | | | | | | | | | | | | | | | | |
| 11/29/17 | 0.0056 J | | | | | | | | | | | | | 0.00036 J | | | | | | |
| 07/20/18 | 0.0081 J | | | | | | | | | | | | | 0.00060 | | | | | | |
| 03/07/19 | 0.0041 J | | | | | | | | 0.00043 J | | 0.00015 J | 0.00010 J | 0.00013 J | 0.0012 | 0.00025 J | | 0.00038 J | 0.00018 J | | |
| 07/01/21 | | | | | | | | | | | | | | | | | 0.0049 | 0.0040 | | |
| 12/22/21 | | | | | | | | | | | | | | | | | | | | |
| Field Point MW-11 | | | | | | | | | | | | | | | | | | | | |
| 05/24/17 | | | | | | | | | | | | | | | | | | | | |
| 11/29/17 | 0.0067 J | | | | | | | | | 0.0013 J | 0.00061 | | 0.00024 J | 0.00025 J | | | 0.0014 | 0.00056 | | |
| 07/18/18 | | | | | | | | | | | | | | | | | | | | |
| 03/07/19 | | | | | | | | | | | | | | | | | | | | |
| 10/03/19 | | | | | | | | | | | | | | | | | 0.00010 J | | | |
| 06/25/20 | | | | | | | | | 0.00014 J | | | | | 0.00021 J | | | | | | |
| 12/16/20 | | | | | | | | | | | | | | | | | | | | |
| 07/01/21 | | | | | | | | | | | | | | | | | | | | |
| 12/21/21 | | | | | | | | | | | | | | | | | | | | |
| 05/25/22 | | | | | | | | | | | | | | | | | | | | |
| 12/30/22 | | | | | | | | | | | | | | | | | | | | |
| 06/21/23 | | | | | | | | | | | | | | | | | | | | |
| 12/06/23 | | | | | | | | | | | | | | | | | | | | |
| 06/04/24 | | | | | | | | | | | | | | | | | | | | |
| 12/17/24 | | | | | | | | | | | | | | | | | | | | |

TABLE 7
CUMULATIVE CONSTITUENTS DETECTED IN GROUNDWATER BY FULL SCAN 8260B

Former ExxonMobil Gladiola Station
 Lea County, New Mexico

| Date | Acetone (2-propanone) (mg/L) | Bromodichloromethane (mg/L) | 2-Butanone (MEK) (mg/L) | Carbon Disulfide (mg/L) | Chloroform (mg/L) | 1,2-Dibromo-3-Chloropropane (mg/L) | 1,2-Dichloroethane (mg/L) | 2-Hexanone (mg/L) | Isopropylbenzene (mg/L) | Naphthalene (mg/L) | n-Butylbenzene (mg/L) | n-Propylbenzene (mg/L) | p-Isopropyltoluene (mg/L) | sec-Butylbenzene (mg/L) | tert-Butylbenzene (mg/L) | 1,2,3-Trichlorobenzene (mg/L) | 1,2,4-Trimethylbenzene (mg/L) | 1,3,5-Trimethylbenzene (mg/L) | Tetrachloroethene (mg/L) |
|--------------------------|------------------------------|-----------------------------|-------------------------|-------------------------|-------------------|------------------------------------|---------------------------|-------------------|-------------------------|--------------------|-----------------------|------------------------|---------------------------|-------------------------|--------------------------|-------------------------------|-------------------------------|-------------------------------|--------------------------|
| NMED WQCC HHS | -- | -- | -- | -- | -- | -- | 0.005 | -- | -- | -- | -- | -- | -- | -- | -- | -- | -- | -- | 0.005 |
| Field Point MW-11 | | | | | | | | | | | | | | | | | | | |
| 06/17/25 | | | | | | | | | | | | | | | | | | | |
| 12/05/25 | | | | | | | | | | | | | | | | | | | |
| Field Point MW-17 | | | | | | | | | | | | | | | | | | | |
| 11/29/17 | | | | | | | | | 0.056 | 0.087 J | 0.0058 J | 0.051 | | 0.0070 J | | | 0.17 | 0.023 | |
| 07/18/18 | | | | | | | | | 0.047 | 0.057 J | 0.0046 J | 0.044 | | 0.0057 J | | | 0.094 | 0.012 | |
| 03/06/19 | | | | | | | | | 0.042 | 0.061 J | 0.0033 J | 0.035 | | 0.0052 J | | | 0.028 | 0.0033 J | |
| 10/03/19 | | | | | | | | | 0.052 | 0.091 | 0.0053 J | 0.050 | 0.0015 J | 0.0066 J | | | 0.14 | 0.013 | |
| 06/25/20 | | | | | 0.031 J,B | | | | 0.066 | 0.098 | 0.0052 J | 0.069 | 0.0015 J | 0.0088 J | | | 0.110 | 0.012 | |
| 12/16/20 | | | | | | | | | 0.042 | 0.064 | 0.0031 | 0.039 | | 0.0042 | | | 0.070 | 0.020 | |
| 06/30/21 | | | | | | | | | 0.051 | 0.078 | | 0.051 | | | | | 0.180 | 0.042 | |
| 12/21/21 | | | | | | | | | 0.061 | 0.092 | | 0.062 | | 0.0077 J | | | 0.13 | 0.028 | |
| 05/25/22 | | | | | | | | | 0.060 | 0.073 | | 0.061 | | 0.0060 J | | | 0.052 | 0.0058 | |
| 12/29/22 | | | | | | | | | 0.043 | 0.082 | | | | 0.0053 J | | | 0.031 | | |
| 06/20/23 | | | | | | | | | 0.046 | 0.075 | | 0.043 | | 0.0055 J | | | 0.011 | | |
| 12/07/23 | | | | | | | | | 0.027 | 0.037 | | 0.026 | | 0.0026 J | | | 0.0034 J | | |
| 06/04/24 | | | | | | | | | 0.044 | 0.052 | 0.0025 J | 0.040 | | 0.0043 J | | | 0.0069 | | |
| 12/19/24 | | | | | | | | | 0.039 | 0.065 | 0.0062 | 0.038 | | 0.0046 J | | | 0.010 | | |
| 06/17/25 | | | | | | | | | 0.038 | 0.049 | 0.0027 J | 0.037 | | 0.0041 J | | | 0.012 | | |
| Field Point MW-19 | | | | | | | | | | | | | | | | | | | |
| 05/24/17 | | | 0.0045 J | | | | | | 0.0068 | 0.0017 J | 0.0022 | 0.0037 | 0.0027 | 0.0024 | 0.00079 | | 0.020 | 0.021 | |
| 11/29/17 | 0.0052 J | | 0.0023 J | 0.0018 | | | | | 0.0057 | 0.00055 J | 0.0023 | 0.0036 | 0.0024 | 0.0023 | 0.00068 | | 0.026 | 0.021 | |
| 07/18/18 | 0.0042 J | | | | | | | | 0.0019 | | 0.00022 J | 0.0011 | 0.0010 | 0.0013 | 0.00044 J | | 0.0030 | 0.00041 J | |
| 03/05/19 | | | | | | | | | 0.0014 | 0.00012 J | 0.00024 J | 0.00072 | 0.00088 | 0.0013 | 0.00054 | | 0.0021 | 0.000084 J | |
| 10/02/19 | | | | | | | | | 0.00023 J | | | 0.000079 J | 0.00017 J | 0.00034 J | 0.00021 J | | 0.00032 J | | |
| 06/24/20 | | | | | | | | | 0.00050 | | 0.00031 J | 0.00028 J | 0.00024 J | 0.0011 | 0.00055 | | 0.0016 | 0.00047 J | |
| 12/15/20 | | | | | | | | | 0.0051 | 0.00086 J | 0.00098 | 0.0033 | 0.0023 | 0.0034 | 0.00097 | | 0.013 | | |
| Field Point MW-22 | | | | | | | | | | | | | | | | | | | |
| 05/24/17 | | | | | | | | | | | | | | | | | | | |
| 11/29/17 | 0.0068 J | | | | | | | | | | | | | | | | | | |
| 07/18/18 | | | | | | | | | | | | | | | | | | | |
| 03/06/19 | | | | | | | | | | | | | | | | | | | |
| 10/03/19 | | | | | | | | | | | | | | | | | | | |
| 06/25/20 | | | | | | | | | | | | | | | | | | | |
| 12/16/20 | | | | | | | | | | | | | | | | | | | |
| 07/01/21 | | | | | | | | | | | | | | | | | | | |
| 12/21/21 | | | | | | | | | | | | | | | | | | | |
| 05/25/22 | | | | | | | | | | | | | | | | | | | |
| 12/30/22 | | | | | | | | | | | | | | | | | | | |
| 06/21/23 | | | | | | | | | | | | | | | | | | | |
| 12/06/23 | | | | | | | | | | | | | | | | | | | |
| 06/04/24 | | | | | | | | | | 0.00057 J | | | | | | | | | |
| 12/17/24 | | | | | | | | | | | | | | | | | | | |
| 06/17/25 | | | | | | | | | | | | | | | | | | | |
| 12/04/25 | | | | | | | | | | | | | | | | | | | |
| Field Point MW-26 | | | | | | | | | | | | | | | | | | | |
| 05/24/17 | | | | | | | 0.0011 | | | 0.00077 J | | | | | | | 0.0014 | | |
| 11/29/17 | | | | | | | | | | | | | | | | | 0.00045 J | | |

TABLE 7
CUMULATIVE CONSTITUENTS DETECTED IN GROUNDWATER BY FULL SCAN 8260B
 Former ExxonMobil Gladiola Station
 Lea County, New Mexico

| Date | Acetone (2-propanone) (mg/L) | Bromodichloromethane (mg/L) | 2-Butanone (MEK) (mg/L) | Carbon Disulfide (mg/L) | Chloroform (mg/L) | 1,2-Dibromo-3-Chloropropane (mg/L) | 1,2-Dichloroethane (mg/L) | 2-Hexanone (mg/L) | Isopropylbenzene (mg/L) | Naphthalene (mg/L) | n-Butylbenzene (mg/L) | n-Propylbenzene (mg/L) | p-Isopropyltoluene (mg/L) | sec-Butylbenzene (mg/L) | tert-Butylbenzene (mg/L) | 1,2,3-Trichlorobenzene (mg/L) | 1,2,4-Trimethylbenzene (mg/L) | 1,3,5-Trimethylbenzene (mg/L) | Tetrachloroethene (mg/L) |
|--------------------------|------------------------------|-----------------------------|-------------------------|-------------------------|-------------------|------------------------------------|---------------------------|-------------------|-------------------------|--------------------|-----------------------|------------------------|---------------------------|-------------------------|--------------------------|-------------------------------|-------------------------------|-------------------------------|--------------------------|
| NMED WQCC HHS | -- | -- | -- | -- | -- | -- | 0.005 | -- | -- | -- | -- | -- | -- | -- | -- | -- | -- | -- | 0.005 |
| Field Point MW-26 | | | | | | | | | | | | | | | | | | | |
| 07/18/18 | | | | | | | | | 0.017 | 0.026 J | 0.0050 | 0.017 | 0.0036 | 0.0042 | | | 0.12 | 0.041 | |
| Field Point MW-27 | | | | | | | | | | | | | | | | | | | |
| 07/19/18 | 0.0045 J | | | | | | | | | | | | | | | | | | |
| 03/06/19 | | | | | | | | | | | | | | | | | | | |
| 10/02/19 | | | | | | | | | | | | | | | | | | | |
| 06/24/20 | | | | | | | | | | | | | | | | | | | |
| 12/15/20 | | | | | | | | | | | | | | | | | | | |
| 06/30/21 | 0.0040 J | | | | | | | | | | | | | | | | | | |
| 12/21/21 | | | | | | | | | | | | | | | | | | | |
| 05/25/22 | | | | | | | | | | | | | | | | | | | |
| 12/29/22 | | | | | | | | | | | | | | | | | | | |
| 06/20/23 | | | | | | | | | | | | | | | | | | | |
| 12/07/23 | | | | | | | | | | | | | | | | | | | |
| 06/04/24 | | | | | | | | | | | | | | | | | | | |
| 12/19/24 | | | | | | | | | | | | | | | | | | | |
| 06/18/25 | | | | | | | | | | | | | | | | | | | |
| 12/04/25 | | | | | | | | | | | | | | | | | | | |
| Field Point MW-28 | | | | | | | | | | | | | | | | | | | |
| 07/19/18 | | | | | | | | | | | | | | | | | | | |
| 03/05/19 | | | | | | | | | | | | | | | | | | | |
| 10/02/19 | | | | | | | | | | | | | | | | | | | |
| 06/24/20 | | | | | | | | | | | | | | | | | | | |
| 12/15/20 | | | | | | | | | | | | | | | | | | | |
| 06/30/21 | | | | | | | | | | | | | | | | | | | |
| 12/21/21 | | | | | | | | | | | | | | | | | | | |
| 05/25/22 | | | | | | | | | | | | | | | | | | | |
| 12/29/22 | | | | | | | | | | | | | | | | | | | |
| 06/20/23 | | | | | | | | | | | | | | | | | | | |
| 12/06/23 | | | | | | | | | | | | | | | | | | | |
| 06/04/24 | | | | | | | | | | | | | | | | | | | |
| 12/19/24 | | | | | | | | | | | | | | | | | | | |
| 06/18/25 | 0.0041 J | | | | | | | | | | | | | | | | | | |
| 12/04/25 | | | | | | | | | | | | | | | | | | | |
| Field Point MW-29 | | | | | | | | | | | | | | | | | | | |
| 07/19/18 | | | | | | | | | | | | | | | | | | | |
| 03/05/19 | | | | | | | | | | | | | | | | | | | |
| 10/02/19 | | | | | | | | | | | | | | | | | | | |
| 06/24/20 | | | | | | | | | | | | | | | | | | | |
| 12/15/20 | | | | | | | | | | | | | | | | | | | |
| 06/30/21 | | | | | | | | | | | | | | | | | | | |
| 12/21/21 | | | | | | | | | | | | | | | | | | | |
| 05/24/22 | | | | | | | | | | | | | | | | | | | |
| 12/29/22 | | | | | | | | | | | | | | | | | | | |
| 06/20/23 | | | | | | | | | | | | | | | | | | | |
| 12/06/23 | | | | | | | | | | | | | | | | | | | |
| 06/04/24 | | | | | | | | | | | | | | | | | | | |
| 12/18/24 | | | | | | | | | | | | | | | | | | | |

TABLE 7
CUMULATIVE CONSTITUENTS DETECTED IN GROUNDWATER BY FULL SCAN 8260B
 Former ExxonMobil Gladiola Station
 Lea County, New Mexico

| Date | Acetone (2-propanone) (mg/L) | Bromodichloromethane (mg/L) | 2-Butanone (MEK) (mg/L) | Carbon Disulfide (mg/L) | Chloroform (mg/L) | 1,2-Dibromo-3-Chloropropane (mg/L) | 1,2-Dichloroethane (mg/L) | 2-Hexanone (mg/L) | Isopropylbenzene (mg/L) | Naphthalene (mg/L) | n-Butylbenzene (mg/L) | n-Propylbenzene (mg/L) | p-Isopropyltoluene (mg/L) | sec-Butylbenzene (mg/L) | tert-Butylbenzene (mg/L) | 1,2,3-Trichlorobenzene (mg/L) | 1,2,4-Trimethylbenzene (mg/L) | 1,3,5-Trimethylbenzene (mg/L) | Tetrachloroethene (mg/L) |
|--------------------------|------------------------------|-----------------------------|-------------------------|-------------------------|-------------------|------------------------------------|---------------------------|-------------------|-------------------------|--------------------|-----------------------|------------------------|---------------------------|-------------------------|--------------------------|-------------------------------|-------------------------------|-------------------------------|--------------------------|
| NMED WQCC HHS | -- | -- | -- | -- | -- | -- | 0.005 | -- | -- | -- | -- | -- | -- | -- | -- | -- | -- | -- | 0.005 |
| Field Point MW-29 | | | | | | | | | | | | | | | | | | | |
| 06/18/25 | | | | | | | | | | | | | | | | | | | |
| 12/03/25 | | | | | | | | | | | | | | | | | | | |
| Field Point MW-30 | | | | | | | | | | | | | | | | | | | |
| 07/19/18 | | | | | | | | | | | | | | | | | | | |
| 03/05/19 | | | | | | | | | | | | | | | | | | | |
| 10/02/19 | | | | | | | | | | | | | | | | | | | |
| 06/24/20 | | | | | | | | | | | | | | | | | | | |
| 12/15/20 | | | | | | | | | | | | | | | | | | | |
| 06/30/21 | | | | | | | | | | | | | | | | | | | |
| 12/21/21 | | | | | | | | | | | | | | | | | | | |
| 05/24/22 | | | | | | | | | | | | | | | | | | | |
| 12/29/22 | | | | | | | | | | | | | | | | | | | |
| 06/20/23 | | | | | | | | | | | | | | | | | | | |
| 12/06/23 | | | | | | | | | | | | | | | | | | | |
| 06/03/24 | | | | | | | | | | | | | | | | | | | |
| 12/17/24 | | | | | | | | | | | | | | | | | | | |
| 06/18/25 | | | | | | | | | | | | | | | | | | | |
| 12/03/25 | | | | | | | | | | | | | | | | | | | |
| Field Point MW-31 | | | | | | | | | | | | | | | | | | | |
| 07/19/18 | | | | | | | | | 0.00029 J | | | 0.00022 J | | | | | 0.0019 | 0.00091 | |
| 03/07/19 | | | | | | | | | 0.0012 | 0.00020 J | | 0.00081 | 0.00067 | 0.0019 | 0.00045 J | | 0.0057 | 0.0038 | |
| 10/03/19 | | | | | | | | | 0.00025 J | | | 0.00015 J | 0.00020 J | 0.00052 | 0.00016 J | | 0.0025 | 0.00061 | |
| 06/25/20 | | | | | | | | | 0.00014 J | | | 0.000090 J | 0.000080 J | 0.00029 J | | | 0.00074 | 0.00012 J | |
| 12/16/20 | | | | | | | | | 0.00048 J | 0.00032 J | | | 0.00028 J | 0.0015 | 0.00043 J | | 0.00063 | | |
| 07/01/21 | | | | | | | | | 0.00041 J | | | | | 0.0011 | | | | | |
| 12/22/21 | | | | | | | | | | | | | | 0.00082 | | | | | |
| 05/25/22 | | | | | | | | | | | | | | 0.0010 | 0.00028 J | | 0.00037 J | | |
| 12/30/22 | | | | | | | | | | | | | | 0.0014 | 0.00043 J | | | | |
| 06/21/23 | | | | | | | | | | | | | | | | | | | |
| 12/06/23 | | | | | | | | | | | | | | | | | | | |
| 06/03/24 | | | | | | | | | | | | | | | | | | | |
| 12/17/24 | | | | | | | | | | | | | | 0.00042 J | | | | | |
| 06/17/25 | | | | | | | | | | | | | | 0.00022 J | | | | | |
| 12/04/25 | | | | | | | | | | | | | | | | | | | |
| Field Point MW-32 | | | | | | | | | | | | | | | | | | | |
| 07/19/18 | 0.0050 J | | | | | | | | 0.0054 | | | 0.00039 J | 0.0014 | 0.0016 | 0.00084 | | 0.012 | 0.010 | |
| 03/06/19 | | | | | | | | | 0.0023 | 0.00071 J | | 0.00012 J | 0.00064 | 0.0019 | 0.0011 | | 0.0012 | 0.0041 | |
| 10/03/19 | | | | | | | | | 0.0016 | | | 0.000094 J | 0.00035 J | 0.0017 | 0.0010 | | 0.00036 J | 0.00028 J | |
| 06/24/20 | | | | | | | | | 0.00059 | | | | 0.00049 J | 0.0019 | 0.0014 | | 0.00021 J | | |
| 12/16/20 | | | | | | | | | | 0.00062 J | | | 0.00079 | 0.0011 | 0.00082 | | 0.00033 J | | |
| 06/30/21 | 0.0040 J | | | | | | | | | 0.00055 J | | | 0.00049 J | 0.0010 | 0.00079 | | | | |
| 12/21/21 | | | | | | | | | | | | | 0.00051 | 0.0011 | 0.00085 | | | | |
| 05/25/22 | | | | | | | | | | | | | 0.00070 | 0.0017 | 0.0011 | | | | |
| 12/29/22 | 0.0059 J | | | | | | | | | | | | | 0.0016 | 0.0012 | | 0.00022 J | | |
| 06/20/23 | | | | | | | | | | | | | | 0.0018 | 0.0013 | | | | |
| 12/05/23 | | | | | | | | 0.0062 | | | 0.00024 J | | 0.0013 | 0.0017 | 0.0014 | | | | |
| 06/03/24 | | | | | | | | | | | | | | 0.0012 | 0.0014 | | | | |

TABLE 7
CUMULATIVE CONSTITUENTS DETECTED IN GROUNDWATER BY FULL SCAN 8260B

Former ExxonMobil Gladiola Station
 Lea County, New Mexico

| Date | Acetone (2-propanone) (mg/L) | Bromodichloromethane (mg/L) | 2-Butanone (MEK) (mg/L) | Carbon Disulfide (mg/L) | Chloroform (mg/L) | 1,2-Dibromo-3-Chloropropane (mg/L) | 1,2-Dichloroethane (mg/L) | 2-Hexanone (mg/L) | Isopropylbenzene (mg/L) | Naphthalene (mg/L) | n-Butylbenzene (mg/L) | n-Propylbenzene (mg/L) | p-Isopropyltoluene (mg/L) | sec-Butylbenzene (mg/L) | tert-Butylbenzene (mg/L) | 1,2,3-Trichlorobenzene (mg/L) | 1,2,4-Trimethylbenzene (mg/L) | 1,3,5-Trimethylbenzene (mg/L) | Tetrachloroethene (mg/L) |
|--------------------------|------------------------------|-----------------------------|-------------------------|-------------------------|-------------------|------------------------------------|---------------------------|-------------------|-------------------------|--------------------|-----------------------|------------------------|---------------------------|-------------------------|--------------------------|-------------------------------|-------------------------------|-------------------------------|--------------------------|
| NMED WQCC HHS | -- | -- | -- | -- | -- | -- | 0.005 | -- | -- | -- | -- | -- | -- | -- | -- | -- | -- | -- | 0.005 |
| Field Point MW-32 | | | | | | | | | | | | | | | | | | | |
| 12/17/24 | | | | | | | | | 0.00035 J | | | | | 0.00053 | 0.00083 | | | | |
| 06/17/25 | | | | | | | | | | | | | | 0.00022 J | 0.00078 | | | | |
| 12/03/25 | | | | | | | | | | | | | | 0.00043 J | 0.0012 | | | | |
| Field Point MW-33 | | | | | | | | | | | | | | | | | | | |
| 06/22/23 | | | | | | | | | | | | | | | | | | | |
| 09/06/23 | 0.0050 J | | | | | | | | | | | | 0.00024 J | | | | | | |
| 12/05/23 | | | | | | | | | | | | | | | | | | | |
| 06/03/24 | | | | | | | | | | | | | | | | | | | |
| 12/17/24 | | | | | | | | | | | | | | | | | | | |
| 06/17/25 | 0.0059 J | | | | | | | | | | | | | | | | | | |
| 12/03/25 | 0.0038 J | | | 0.00038 J | | | | | | | | | | | | | | | |
| Field Point MW-34 | | | | | | | | | | | | | | | | | | | |
| 06/22/23 | | | | | | | | | | | | | | | | | | | |
| 09/06/23 | | | | | | | | | | | | | | | | | | | |
| 12/05/23 | | | | | | | | | | | | | | | | | | | |
| 06/03/24 | | | | | | | | | | | | | | | | | | | |
| 12/17/24 | | | | | | | | | | | | | | | | | | | |
| 06/17/25 | 0.0069 J | | | | | | | | | | | | | | | | | | |
| 12/03/25 | | | | | | | | | | | | | | | | | | | |
| Field Point MW-35 | | | | | | | | | | | | | | | | | | | |
| 06/22/23 | | | | | | | | | | | | | | | | | | | |
| 09/06/23 | 0.013 | | | 0.00046 J | | | | | | | | | | | | | | | |
| 12/05/23 | | | | 0.00049 J | | | | | | | | | | | | | | | |
| 06/03/24 | | | | | | | | | | | | | | | | | | | |
| 12/18/24 | | | | | | | | | | | | | | | | | | | |
| 06/18/25 | | | | | | | | | | | | | | | | | | | |
| 12/03/25 | | | | | | | | | | | | | | | | | | | |
| Field Point MW-36 | | | | | | | | | | | | | | | | | | | |
| 06/20/23 | | | | | | | | | | | | | | | | | | | |
| 09/06/23 | | | | | | | | | | | | | | | | | | | |
| 12/05/23 | | | | | | | | | | | | | | | | | | | |
| 06/03/24 | | | | | | | | | | | | | | | | | | | |
| 12/18/24 | | | | | | | | | | | | | | | | | | | |
| 06/19/25 | | | | | | | | | | | | | | | | | | | |
| 12/03/25 | | | | | | | | | | | | | | | | | | | |
| Field Point MW-37 | | | | | | | | | | | | | | | | | | | |
| 06/23/23 | | | | | | | | | | | | | | | | | | | |
| 09/06/23 | 0.013 | | | | | | | | | | | | | | | | | | |
| 12/06/23 | | | | | | | | | | | | | | | | | | | |
| 06/03/24 | | | | | | | | | | | | | | | | | | | |
| 12/18/24 | | | | | | | | | | | | | | | | | | | |
| 06/19/25 | | | | | | | | | | | | | | | | | | | |
| 12/03/25 | | | | 0.00087 J | | | | | | | | | | | | | | | |
| Field Point MW-38 | | | | | | | | | | | | | | | | | | | |
| 06/22/23 | | | | | | | | | | | | | | | | | | | 0.00054 |
| 09/06/23 | | | | 0.00039 J | | | | | | | | | | | | | | | |
| 12/06/23 | | | | | | | | | | | | | | | | | | | |

TABLE 7
CUMULATIVE CONSTITUENTS DETECTED IN GROUNDWATER BY FULL SCAN 8260B

Former ExxonMobil Gladiola Station
 Lea County, New Mexico

| Date | Acetone (2-propanone) (mg/L) | Bromodichloromethane (mg/L) | 2-Butanone (MEK) (mg/L) | Carbon Disulfide (mg/L) | Chloroform (mg/L) | 1,2-Dibromo-3-Chloropropane (mg/L) | 1,2-Dichloroethane (mg/L) | 2-Hexanone (mg/L) | Isopropylbenzene (mg/L) | Naphthalene (mg/L) | n-Butylbenzene (mg/L) | n-Propylbenzene (mg/L) | p-Isopropyltoluene (mg/L) | sec-Butylbenzene (mg/L) | tert-Butylbenzene (mg/L) | 1,2,3-Trichlorobenzene (mg/L) | 1,2,4-Trimethylbenzene (mg/L) | 1,3,5-Trimethylbenzene (mg/L) | Tetrachloroethene (mg/L) |
|--------------------------|------------------------------|-----------------------------|-------------------------|-------------------------|-------------------|------------------------------------|---------------------------|-------------------|-------------------------|--------------------|-----------------------|------------------------|---------------------------|-------------------------|--------------------------|-------------------------------|-------------------------------|-------------------------------|--------------------------|
| NMED WQCC HHS | -- | -- | -- | -- | -- | -- | 0.005 | -- | -- | -- | -- | -- | -- | -- | -- | -- | -- | -- | 0.005 |
| Field Point MW-38 | | | | | | | | | | | | | | | | | | | |
| 06/03/24 | | | | | | | | | | | | | | | | | | | |
| 12/18/24 | | | | | | | | | | | | | | | | | | | |
| 06/19/25 | | | | | | | | | | | | | | | | | | | |
| 12/03/25 | | | | | | | | | | | | | | | | | | | |
| Field Point MW-39 | | | | | | | | | | | | | | | | | | | |
| 06/03/24 | | | | | | | | | | | | | | | | | | | |
| 12/18/24 | | | | | | | | | | | | | | | | | | | |
| 06/18/25 | | | | | | | | | | | | | | | | | | | |
| 12/03/25 | | | | | | | | | | | | | | | | | | | |

Notes:
 Bolded values equal or exceed applicable regulatory limits.
 Total naphthalene is the sum of 1-methylnaphthalene, 2-methylnaphthalene, and naphthalene.
 ELEV = Elevation. Elevations are adjusted for NAPL thickness using a relative density of 0.83.
 GW = Groundwater.
 NAPL = Non-aqueous phase liquid.
 NMED WQCC = New Mexico Environmental Department Water Quality Control Commission.
 DWS = Other Standards for Domestic Water Supply with 10,000 mg/L TDS or less (20.6.2.3103 NMAC).
 HHS = Human Health Standard for groundwater with 10,000 mg/L TDS or less (20.6.2.3103 NMAC).
 IU = Irrigation Use Standard for groundwater with 10,000 mg/L TDS or less (20.6.2.3103 NMAC).
 TOC = Top of casing.
 TDS = Total dissolved solids.
 µg/L = Micrograms per liter.
 mg/L = Milligrams per liter.
 BDL = Below laboratory detection limits.
 < = Not detected at or above stated laboratory reporting limit.
 A-01 = Could not obtain constant weight.
 B = Analyte reported in associated method or trip blank.
 D = Duplicate.
 H = Analyzed outside the recommended hold time.
 J = Estimated value between method detection limit and practical quantitation limit.
 R1 = The relative percent difference between the primary and confirmatory analysis exceeded 40%; the higher value was reported.
 R10 = The relative percent difference between the primary and confirmatory analysis exceeded 40%; the lower value was reported due to apparent chromatographic problems.
 R12 = The relative percent difference between the primary and confirmatory analysis exceeded 40%; the lower value was reported.
 X = Pre-purge/no-purge sample.
 (a) = Analyzed by EPA Method 8310.
 (b) = Analyzed by EPA Method 8260B.
 (c) = Analyzed method unknown.
 (d) = Analyzed to determine the presence of NAPL.
 (e) = Insufficient water to purge.
 (f) = DTW measured in the field indicates less than 6 inches of water in the well, which is not representative of the actual groundwater table.
 Groundwater elevation not calculated, data not used to compile groundwater elevation map.
 (g) = Insufficient containers for analysis.
 (h) = Method detection limit.

Unless noted otherwise, all sampled wells were analyzed by EPA Method 8260B full scan.
 Note: Table only reflects concentrations above the laboratory reporting limit. Refer to the laboratory report for the reporting limit and dilution factor.
 BTEX is tabulated on a separate table.

TABLE 8
NAPL RECOVERY RESULTS
 Gladiola Station
 Lea County, New Mexico

| Event or Well | Date | NAPL Removed (gallons) | Water Removed (gallons) | NAPL-Water Removed (gallons) |
|-------------------------|----------|------------------------|-------------------------|------------------------------|
| Prior to December 2015 | | 101.00 | --- | 101.00 |
| Subtotal Removed | | 101.00 | --- | 101.00 |
| MW-1 | 12/07/15 | 2.00 | --- | 2.00 |
| MW-1 | 06/25/20 | 0.25 | 1.75 | 2.00 |
| MW-1 | 12/17/20 | (a) | (a) | 0.25 |
| MW-1 | 06/29/21 | 0.06 | 0.44 | 0.50 |
| MW-1 | 12/20/21 | 0.25 | 0.50 | 0.75 |
| MW-1 | 05/24/22 | 0.00 | --- | 0.00 |
| MW-1 | 12/28/22 | 0.11 | 0.39 | 0.50 |
| MW-1 | 06/13/23 | 0.01 | 0.40 | 0.40 |
| MW-1 | 12/18/23 | 0.01 | 0.20 | 0.21 |
| MW-1 | 06/02/24 | 0.02 | 0.13 | 0.15 |
| MW-1 | 12/16/24 | 0.02 | 0.18 | 0.20 |
| MW-1 | 06/16/25 | 0.03 | 0.11 | 0.13 |
| MW-1 | 12/02/25 | 0.01 | 0.00 | 0.01 |
| Subtotal Removed | | 2.76 | 4.10 | 7.11 |
| MW-2 | 12/22/21 | --- | 1.50 | 1.50 |
| MW-2 | 05/24/22 | 0.04 | --- | 0.04 |
| MW-2 | 12/28/22 | 0.03 | 0.11 | 0.13 |
| MW-2 | 06/13/23 | 0.01 | 0.26 | 0.27 |
| MW-2 | 12/18/23 | 0.01 | 0.52 | 0.53 |
| MW-2 | 06/02/24 | 0.01 | 0.20 | 0.20 |
| MW-2 | 12/16/24 | 0.00 | 0.00 | 0.00 |
| MW-2 | 06/16/25 | 0.01 | 0.08 | 0.08 |
| MW-2 | 12/02/25 | 0.01 | 0.00 | 0.01 |
| Subtotal Removed | | 0.11 | 2.66 | 2.77 |
| MW-4 | 12/07/15 | 1.50 | --- | 1.50 |
| MW-4 | 04/29/16 | (a) | (a) | (b) |
| MW-4 | 12/17/20 | (a) | (a) | 0.50 |
| MW-4 | 06/29/21 | 0.13 | 0.38 | 0.50 |
| MW-4 | 12/20/21 | 0.25 | 0.25 | 0.50 |
| MW-4 | 05/24/22 | 0.01 | --- | 0.01 |
| MW-4 | 12/28/22 | 0.03 | 0.22 | 0.25 |
| MW-4 | 12/18/23 | 0.03 | 0.50 | 0.53 |
| MW-4 | 06/02/24 | 0.003 | 0.26 | 0.27 |
| MW-4 | 12/16/24 | 0.013 | 0.03 | 0.04 |
| MW-4 | 06/16/25 | 0.018 | 0.08 | 0.10 |
| MW-4 | 12/02/25 | 0.017 | 0.00 | 0.02 |
| Subtotal Removed | | 1.99 | 1.72 | 4.21 |

TABLE 8
NAPL RECOVERY RESULTS
 Gladiola Station
 Lea County, New Mexico

| Event or Well | Date | NAPL Removed (gallons) | Water Removed (gallons) | NAPL-Water Removed (gallons) |
|-------------------------|----------|------------------------|-------------------------|------------------------------|
| MW-5 | 12/07/15 | 2.50 | --- | 2.50 |
| MW-5 | 04/29/16 | (a) | (a) | (b) |
| MW-5 | 11/29/17 | 1.00 | --- | 1.00 |
| MW-5 | 06/25/20 | 0.13 | 0.48 | 0.61 |
| MW-5 | 12/17/20 | (a) | (a) | 0.50 |
| MW-5 | 06/29/21 | 0.06 | 0.44 | 0.50 |
| MW-5 | 12/20/21 | 0.13 | 0.75 | 0.88 |
| MW-5 | 05/24/22 | 0.13 | --- | 0.13 |
| MW-5 | 12/28/22 | 0.05 | 0.95 | 1.00 |
| MW-5 | 06/13/23 | 0.02 | 0.53 | 0.54 |
| MW-5 | 12/18/23 | 0.02 | 0.07 | 0.09 |
| MW-5 | 06/01/24 | 0.02 | 0.26 | 0.28 |
| MW-5 | 12/16/24 | 0.07 | 0.16 | 0.22 |
| MW-5 | 06/16/25 | 0.26 | 0.13 | 0.40 |
| MW-5 | 12/02/25 | 0.04 | 0.40 | 0.44 |
| Subtotal Removed | | 4.42 | 4.16 | 9.08 |
| MW-9 | 12/07/15 | 1.75 | --- | 1.75 |
| MW-9 | 06/25/20 | 0.08 | 0.40 | 0.48 |
| MW-9 | 12/17/20 | (a) | (a) | 0.50 |
| MW-9 | 06/29/21 | 0.06 | 0.44 | 0.50 |
| MW-9 | 12/20/21 | 0.13 | 0.38 | 0.50 |
| MW-9 | 05/25/22 | 0.00 | --- | 0.00 |
| MW-9 | 12/28/22 | 0.00 | 0.13 | 0.13 |
| MW-9 | 06/13/23 | 0.00 | 0.13 | 0.14 |
| MW-9 | 12/18/23 | 0.00 | 0.00 | 0.00 |
| MW-9 | 06/02/24 | 0.003 | 0.13 | 0.13 |
| MW-9 | 12/16/24 | 0.02 | 75.00 | 75.02 |
| MW-9 | 06/16/25 | 0.00 | 0.00 | 0.00 |
| MW-9 | 12/02/25 | 0.00 | 0.00 | 0.00 |
| Subtotal Removed | | 2.04 | 76.60 | 79.14 |
| MW-12 | 12/07/15 | 2.50 | --- | 2.50 |
| MW-12 | 04/29/16 | (a) | (a) | (b) |
| MW-12 | 06/25/20 | 0.75 | 2.00 | 2.75 |
| MW-12 | 12/17/20 | (a) | (a) | 1.00 |
| MW-12 | 06/29/21 | 0.13 | 0.88 | 1.00 |
| MW-12 | 12/20/21 | 0.25 | 1.25 | 1.50 |
| MW-12 | 05/25/22 | 0.08 | --- | 0.08 |
| MW-12 | 12/28/22 | 0.11 | 0.89 | 1.00 |
| MW-12 | 06/13/23 | 0.01 | 0.79 | 0.80 |
| MW-12 | 12/18/23 | 0.26 | 1.06 | 1.32 |
| MW-12 | 06/01/24 | 0.004 | 0.53 | 0.53 |
| MW-12 | 12/16/24 | 0.00 | 0.00 | 0.00 |
| MW-12 | 06/16/25 | 0.00 | 0.08 | 0.08 |
| MW-12 | 12/02/25 | 0.01 | 0.00 | 0.01 |
| Subtotal Removed | | 4.10 | 7.48 | 12.58 |

TABLE 8
NAPL RECOVERY RESULTS
 Gladiola Station
 Lea County, New Mexico

| Event or Well | Date | NAPL Removed (gallons) | Water Removed (gallons) | NAPL-Water Removed (gallons) |
|-------------------------|----------|------------------------|-------------------------|------------------------------|
| MW-13 | 12/07/15 | 3.00 | --- | 3.00 |
| MW-13 | 04/29/16 | 2.00 | --- | 2.00 |
| MW-13 | 06/25/20 | 1.75 | 2.00 | 3.75 |
| MW-13 | 12/17/20 | (a) | (a) | 1.00 |
| MW-13 | 06/29/21 | 0.25 | 0.75 | 1.00 |
| MW-13 | 12/20/21 | 0.25 | 1.75 | 2.00 |
| MW-13 | 05/26/21 | 0.07 | --- | 0.07 |
| MW-13 | 12/28/22 | 0.25 | 1.25 | 1.50 |
| MW-13 | 06/13/23 | 0.92 | 0.79 | 1.72 |
| MW-13 | 12/18/23 | 0.33 | 0.40 | 0.73 |
| MW-13 | 06/01/24 | 0.26 | 0.53 | 0.79 |
| MW-13 | 12/16/24 | 0.13 | 0.40 | 0.53 |
| MW-13 | 06/16/25 | 0.27 | 0.26 | 0.54 |
| MW-13 | 12/02/25 | 0.26 | 0.79 | 1.06 |
| Subtotal Removed | | 9.76 | 8.92 | 19.68 |
| MW-14 | 12/07/15 | 3.00 | --- | 3.00 |
| MW-14 | 04/28/16 | 2.00 | --- | 2.00 |
| MW-14 | 11/29/17 | 3.00 | --- | 3.00 |
| MW-14 | 06/25/20 | 0.99 | 1.32 | 2.31 |
| MW-14 | 12/17/20 | (a) | (a) | 1.00 |
| MW-14 | 06/29/21 | 0.13 | 0.88 | 1.00 |
| MW-14 | 12/20/21 | 0.25 | 1.50 | 1.75 |
| MW-14 | 05/24/22 | 0.07 | --- | 0.07 |
| MW-14 | 12/28/22 | 0.05 | 1.45 | 1.50 |
| MW-14 | 06/14/23 | 0.05 | 0.11 | 0.16 |
| MW-14 | 12/18/23 | 0.13 | 0.79 | 0.92 |
| MW-14 | 06/01/24 | 0.13 | 0.53 | 0.66 |
| MW-14 | 12/16/24 | 0.08 | 0.13 | 0.21 |
| MW-14 | 06/16/25 | 0.01 | 0.26 | 0.27 |
| MW-14 | 12/02/25 | 0.00 | 0.00 | 0.00 |
| Subtotal Removed | | 9.90 | 6.97 | 17.86 |
| MW-15 | 12/07/15 | 3.00 | --- | 3.00 |
| MW-15 | 04/29/16 | (a) | (a) | (b) |
| MW-15 | 06/25/20 | 0.18 | 1.32 | 1.51 |
| MW-15 | 12/17/20 | (a) | (a) | 1.00 |
| MW-15 | 06/29/21 | 0.06 | 0.44 | 0.50 |
| MW-15 | 12/20/21 | 0.13 | 1.25 | 1.38 |
| MW-15 | 05/24/22 | 0.05 | --- | 0.05 |
| MW-15 | 12/28/22 | 0.05 | 0.45 | 0.50 |
| MW-15 | 06/13/23 | 0.01 | 0.79 | 0.81 |
| MW-15 | 12/18/23 | 0.01 | 0.40 | 0.41 |
| MW-15 | 06/01/24 | 0.02 | 0.79 | 0.81 |
| MW-15 | 12/16/24 | 0.01 | 0.05 | 0.07 |
| MW-15 | 06/16/25 | 0.01 | 0.26 | 0.27 |
| MW-15 | 12/02/25 | 0.01 | 0.00 | 0.01 |
| Subtotal Removed | | 3.54 | 5.75 | 10.30 |

TABLE 8
NAPL RECOVERY RESULTS
 Gladiola Station
 Lea County, New Mexico

| Event or Well | Date | NAPL Removed (gallons) | Water Removed (gallons) | NAPL-Water Removed (gallons) |
|-------------------------|----------|------------------------|-------------------------|------------------------------|
| MW-16 | 12/07/15 | 2.50 | --- | 2.50 |
| MW-16 | 04/29/16 | (a) | (a) | (b) |
| MW-16 | 06/25/20 | 0.26 | 1.32 | 1.59 |
| MW-16 | 12/17/20 | (a) | (a) | 1.00 |
| MW-16 | 06/29/21 | 0.13 | 0.88 | 1.00 |
| MW-16 | 12/20/21 | 0.25 | 0.50 | 0.75 |
| MW-16 | 05/26/21 | 0.00 | --- | 0.00 |
| MW-16 | 12/28/22 | 0.08 | 0.42 | 0.50 |
| MW-16 | 06/13/23 | 0.04 | 0.53 | 0.57 |
| MW-16 | 12/18/23 | 0.05 | 0.26 | 0.32 |
| MW-16 | 06/02/24 | 0.13 | 0.13 | 0.26 |
| MW-16 | 12/16/24 | 0.01 | 0.01 | 0.02 |
| MW-16 | 06/16/25 | 0.01 | 0.03 | 0.04 |
| MW-16 | 12/02/25 | 0.01 | 0.00 | 0.01 |
| Subtotal Removed | | 3.48 | 4.08 | 8.56 |
| MW-18 | 12/07/15 | 1.75 | --- | 1.75 |
| MW-18 | 04/29/16 | (a) | (a) | (b) |
| MW-18 | 06/25/20 | 0.25 | 1.75 | 2.00 |
| MW-18 | 12/17/20 | (a) | (a) | 1.25 |
| MW-18 | 06/29/21 | 0.50 | 1.50 | 2.00 |
| MW-18 | 12/20/21 | 1.00 | 1.50 | 2.50 |
| MW-18 | 05/26/21 | 1.50 | --- | 1.50 |
| MW-18 | 12/28/22 | 1.00 | 0.50 | 1.50 |
| MW-18 | 06/14/23 | 1.06 | 0.53 | 1.59 |
| MW-18 | 09/07/23 | 0.40 | 0.07 | 0.46 |
| MW-18 | 12/18/23 | 0.26 | 0.26 | 0.53 |
| MW-18 | 06/02/24 | 0.26 | 0.53 | 0.79 |
| MW-18 | 12/16/24 | 0.13 | 0.40 | 0.53 |
| MW-18 | 06/16/25 | 0.11 | 0.53 | 0.63 |
| MW-18 | 12/02/25 | 0.01 | 0.26 | 0.27 |
| Subtotal Removed | | 8.23 | 7.83 | 17.30 |
| MW-19 | 06/29/21 | 0.06 | 0.44 | 0.50 |
| MW-19 | 12/20/21 | 0.25 | 1.75 | 2.00 |
| MW-19 | 05/26/21 | 2.00 | --- | 2.00 |
| MW-19 | 12/28/22 | 1.00 | 1.00 | 2.00 |
| MW-19 | 06/14/23 | 0.79 | 0.53 | 1.32 |
| MW-19 | 09/07/23 | 0.32 | 0.07 | 0.38 |
| MW-19 | 12/18/23 | 0.26 | 0.26 | 0.53 |
| MW-19 | 06/01/24 | 0.03 | 0.53 | 0.55 |
| MW-19 | 12/16/24 | 0.01 | 0.07 | 0.07 |
| MW-19 | 06/16/25 | 0.01 | 0.20 | 0.21 |
| MW-19 | 12/02/25 | 0.00 | 0.00 | 0.00 |
| Subtotal Removed | | 4.73 | 4.84 | 9.57 |

TABLE 8
NAPL RECOVERY RESULTS
 Gladiola Station
 Lea County, New Mexico

| Event or Well | Date | NAPL Removed (gallons) | Water Removed (gallons) | NAPL-Water Removed (gallons) |
|-------------------------|----------|------------------------|-------------------------|------------------------------|
| MW-20 | 12/07/15 | 2.00 | --- | 2.00 |
| MW-20 | 04/29/16 | (a) | (a) | (b) |
| MW-20 | 06/25/20 | 1.45 | 0.92 | 2.38 |
| MW-20 | 12/17/20 | 1.25 | 1.75 | 3.00 |
| MW-20 | 06/29/21 | 1.00 | 1.50 | 2.50 |
| MW-20 | 12/20/21 | 0.25 | 1.75 | 2.00 |
| MW-20 | 05/26/21 | 0.05 | --- | 0.05 |
| MW-20 | 12/28/22 | 0.03 | 0.47 | 0.50 |
| MW-20 | 06/13/23 | 0.01 | 0.53 | 0.54 |
| MW-20 | 12/18/23 | 0.02 | 0.92 | 0.94 |
| MW-20 | 06/01/24 | 0.03 | 0.53 | 0.55 |
| MW-20 | 12/16/24 | 0.09 | 0.40 | 0.49 |
| MW-20 | 06/16/25 | 0.00 | 0.07 | 0.07 |
| MW-20 | 12/02/25 | 0.00 | 0.00 | 0.00 |
| Subtotal Removed | | 6.19 | 8.84 | 15.02 |
| MW-21 | 06/25/20 | 0.79 | 1.32 | 2.11 |
| MW-21 | 12/17/20 | (a) | (a) | 0.75 |
| MW-21 | 06/29/21 | 0.06 | 0.44 | 0.50 |
| MW-21 | 12/20/21 | 0.13 | 0.50 | 0.63 |
| MW-21 | 05/26/21 | 0.03 | --- | 0.03 |
| MW-21 | 12/28/22 | 0.04 | 0.46 | 0.50 |
| MW-21 | 06/13/23 | 0.01 | 1.06 | 1.07 |
| MW-21 | 12/18/23 | 0.01 | 0.66 | 0.67 |
| MW-21 | 06/01/24 | 0.01 | 0.53 | 0.54 |
| MW-21 | 12/16/24 | 0.12 | 0.53 | 0.65 |
| MW-21 | 06/16/25 | 0.01 | 0.33 | 0.34 |
| MW-21 | 12/02/25 | 0.00 | 0.00 | 0.00 |
| Subtotal Removed | | 1.22 | 5.82 | 7.79 |
| MW-23 | 06/25/20 | 0.00 | 0.07 | 0.07 |
| MW-23 | 12/17/20 | (a) | (a) | 0.50 |
| MW-23 | 06/29/21 | 0.06 | 0.44 | 0.50 |
| MW-23 | 12/20/21 | 0.13 | 0.50 | 0.63 |
| MW-23 | 05/26/21 | 0.00 | --- | 0.00 |
| MW-23 | 12/28/22 | 0.01 | 0.12 | 0.13 |
| MW-23 | 12/18/23 | 0.00 | 0.00 | 0.00 |
| MW-23 | 06/01/24 | 0.03 | 0.13 | 0.16 |
| MW-23 | 12/16/24 | 0.00 | 0.00 | 0.00 |
| MW-23 | 06/16/25 | 0.00 | 0.00 | 0.00 |
| MW-23 | 12/02/25 | 0.00 | 0.00 | 0.00 |
| Subtotal Removed | | 0.23 | 1.25 | 1.99 |

TABLE 8
NAPL RECOVERY RESULTS
 Gladiola Station
 Lea County, New Mexico

| Event or Well | Date | NAPL Removed (gallons) | Water Removed (gallons) | NAPL-Water Removed (gallons) |
|-------------------------|----------|------------------------|-------------------------|------------------------------|
| MW-24 | 12/07/15 | 2.50 | --- | 2.50 |
| MW-24 | 04/28/16 | 2.25 | --- | 2.25 |
| MW-24 | 11/29/17 | 2.00 | --- | 2.00 |
| MW-24 | 06/25/20 | 1.85 | 1.85 | 3.70 |
| MW-24 | 12/17/20 | (a) | (a) | 1.00 |
| MW-24 | 06/29/21 | 0.13 | 0.88 | 1.00 |
| MW-24 | 12/20/21 | 0.25 | 0.50 | 0.75 |
| MW-24 | 05/26/21 | 0.13 | --- | 0.13 |
| MW-24 | 12/28/22 | 0.25 | 1.25 | 1.50 |
| MW-24 | 06/13/23 | 0.26 | 0.66 | 0.92 |
| MW-24 | 09/08/23 | 0.40 | 0.07 | 0.46 |
| MW-24 | 12/18/23 | 0.20 | 0.20 | 0.40 |
| MW-24 | 06/01/24 | 0.26 | 0.53 | 0.79 |
| MW-24 | 12/16/24 | 0.59 | 0.53 | 1.12 |
| MW-24 | 06/16/25 | 0.26 | 0.53 | 0.79 |
| MW-24 | 12/02/25 | 0.13 | 0.40 | 0.53 |
| Subtotal Removed | | 11.47 | 7.38 | 19.85 |
| MW-25 | 12/07/15 | 2.00 | --- | 2.00 |
| MW-25 | 04/29/16 | (a) | (a) | (b) |
| MW-25 | 11/29/17 | 2.00 | --- | 2.00 |
| MW-25 | 06/25/20 | 1.00 | 0.50 | 1.50 |
| MW-25 | 12/17/20 | (a) | (a) | 0.50 |
| MW-25 | 06/29/21 | 0.25 | 0.75 | 1.00 |
| MW-25 | 12/20/21 | 0.25 | 0.75 | 1.00 |
| MW-25 | 05/26/21 | 0.05 | --- | 0.05 |
| MW-25 | 12/28/22 | 0.02 | 0.16 | 0.18 |
| MW-25 | 06/13/23 | 0.01 | 0.53 | 0.53 |
| MW-25 | 12/18/23 | 0.03 | 0.13 | 0.16 |
| MW-25 | 06/02/24 | 0.01 | 0.46 | 0.48 |
| MW-25 | 12/16/24 | 0.13 | 0.40 | 0.53 |
| MW-25 | 06/16/25 | 0.02 | 0.11 | 0.13 |
| MW-25 | 12/02/25 | 0.08 | 0.40 | 0.48 |
| Subtotal Removed | | 5.85 | 4.18 | 10.53 |
| MW-26 | 06/25/20 | 1.25 | 1.25 | 2.50 |
| MW-26 | 12/17/20 | 0.75 | 1.25 | 2.00 |
| MW-26 | 06/29/21 | 0.40 | 0.60 | 1.00 |
| MW-26 | 12/20/21 | 1.00 | 0.50 | 1.50 |
| MW-26 | 05/25/22 | 0.66 | --- | 0.66 |
| MW-26 | 12/28/22 | 0.50 | 2.00 | 2.50 |
| MW-26 | 06/14/23 | 1.19 | 0.53 | 1.72 |
| MW-26 | 09/09/23 | 0.26 | 0.07 | 0.33 |
| MW-26 | 12/18/23 | 0.37 | 0.26 | 0.63 |
| MW-26 | 06/01/24 | 0.26 | 1.06 | 1.32 |
| MW-26 | 12/16/24 | 0.12 | 0.40 | 0.52 |
| MW-26 | 06/16/25 | 0.01 | 0.20 | 0.21 |
| MW-26 | 12/02/25 | 0.01 | 0.26 | 0.27 |
| Subtotal Removed | | 6.79 | 8.37 | 15.16 |

TABLE 8
NAPL RECOVERY RESULTS
 Gladiola Station
 Lea County, New Mexico

| Event or Well | Date | NAPL Removed (gallons) | Water Removed (gallons) | NAPL-Water Removed (gallons) |
|-------------------------|------------|------------------------|-------------------------|------------------------------|
| NAPL Removal | 04/29/16 | (a) | (a) | 6.00 |
| NAPL Pumping Test | 10/26/16 | (a) | (a) | 100.00 |
| NAPL Recovery Test | 5/24-25/17 | 10 | --- | 10.00 |
| Subtotal Removed | | 10.00 | --- | 116.00 |
| Total Removed | | 198 | 170.95 | 485.51 |

Explanation:

NAPL = Non-aqueous phase liquid.

(a) = Amount of NAPL and water individually removed unknown.

(b) = Approximately 6 gallons removed during the event. See NAPL Removal Event on 04/29/16.

Appendix A

Field Data Sheets



GROUNDWATER SAMPLING FIELD LOG

Client Name: XDM Stantec #: _____ Date: 12-2-2016 Page ____ of ____

Location: Gladiola St. Field Cleaning Performed: _____

Field Crew: ML Alex Analysis: _____

Case Volume = (TD - DTW) x F where F =
 0.163 for 2" inside-diameter well casing
 0.652 for 4" inside-diameter well casing
 1.457 for 6" inside-diameter well casing

| Well ID | Depth To Water | Depth To Product | Total Depth | Case Volume | Time | Purge Volume | Temp C / F | Cond us/cm | pH | 80% Recharge | DO sat / mg/L | ORP | Turbidity | lock present | well cap present | bollards | Comments |
|---------|----------------|------------------|-------------|-------------|------|--------------|------------|------------|----|--------------|---------------|-----|-----------|--------------|------------------|----------|----------|
| NW16 | 39.91 | 39.80 | | 8:50 | | | | | | | | | | | | | |
| | 37.91 | 37.79 | | | | | | | | | | | | | | | |
| 01 | 38.70 | 38.52 | | 9:00 | | | | | | | | | | | | | |
| 4 | 38.08 | 38.22 | | 9:30 | | | | | | | | | | | | | |
| 2 | 41.95 | 41.85 | | 10:00 | | | | | | | | | | | | | |
| 9 | 41.90 | 41.89 | | 10:30 | | | | | | | | | | | | | |
| 12 | 41.43 | 41.41 | | 11:00 | | | | | | | | | | | | | |
| 24 | 39.65 | 39.15 | | 11:30 | | | | | | | | | | | | | |

175 ml
 29 ml
 43 ml
 76 ml

500 ML 1.5 L/H₂O
NAPL

GROUNDWATER SAMPLING FIELD LOG

Client Name: XO M
 Location: Gladys St
 Field Crew: ML Alex

Stantec #: _____
 Field Cleaning Performed: _____
 Analysis: _____

Date: 12-2-20 Page 2 of 3
 Case Volume = (TD - DTW) x F where F =
 0.163 for 2" inside-diameter well casing
 0.652 for 4" inside-diameter well casing
 1.457 for 6" inside-diameter well casing

| Well ID | Depth To Water | Depth To Product | Total Depth | Case Volume | Time | Purge Volume | Temp C / F | Cond us/cm | pH | 80% Recharge | DO sat / mg/L | ORP | Turbidity | lock present | well cap present | bolllards | Comments Well Box/Monument Condition |
|---------|----------------|------------------|-------------|-------------|------|--------------|------------|------------|----|--------------|---------------|-----|-----------|--------------|------------------|-----------|--------------------------------------|
|---------|----------------|------------------|-------------|-------------|------|--------------|------------|------------|----|--------------|---------------|-----|-----------|--------------|------------------|-----------|--------------------------------------|

| | | | | | | | | | | | | | | | | | |
|----|-------|-------|-------|--|-------|--|--|-------|--|--|--|--|-------------------------------------|--|--|--|---------------|
| 15 | 40.48 | 40.44 | 40.44 | | 12:00 | | | | | | | | 3.5 ML | | | | 40.48 - 40.44 |
| | | | | | | | | 0.03' | | | | | | | | | |
| 5 | 40.56 | 40.20 | | | 12:15 | | | | | | | | 1.5 L H ₂ O | | | | |
| 19 | 40.44 | 40.43 | | | 12:30 | | | | | | | | 0.01' NAPL (40.44 H ₂ O) | | | | 10 mL NAPL |
| 14 | 40.13 | 40.08 | | | 12:40 | | | | | | | | 0.05' NAPL | | | | 10 mL NAPL |
| 23 | 40.61 | 40.60 | | | 12:15 | | | | | | | | 0.01' NAPL | | | | NA |
| 21 | 40.45 | 40.43 | | | 13:30 | | | | | | | | 0.01' NAPL | | | | 10 mL |
| 20 | 40.77 | 40.75 | | | 13:45 | | | | | | | | 0.02' NAPL | | | | 15 ML NAPL |

GROUNDWATER SAMPLING FIELD LOG

Client Name: XDM

Location: Gladstone St

Field Crew: Mr Alex

State #: _____

Field Cleaning Performed: _____

Analysts: _____

Date: 12-2-28 Page 3 of 3

Case Volume = (TD - DTW) x F where F =

0.163 for 2" inside-diameter well casing
 0.682 for 4" inside-diameter well casing
 1.457 for 6" inside-diameter well casing

252613

| Well ID | Depth To Water | Depth To Product | Total Depth | Case Volume | Time | Purge Volume | Temp C / F | Cond us/cm | pH | 80% Recharge | DO set / mg/L | ORP | Turbidity | lock present | well cap present | bolters | Comments Well Box/Monument Condition |
|---------|----------------|------------------|-------------|-------------|-------|--------------|------------|------------|-----------------|--------------|---------------|-----|----------------|--------------|------------------|---------|--------------------------------------|
| 18 | 40.58 | 40.49 | | | 14:00 | | | | 0.11' NAPL | | | | 25 ML | | | | 1 L H ₂ O |
| 13 | 40.70 | 40.23 | | | 14:15 | | | | 0.97' NAPL | | | | 1.0 Liter NAPL | | | | 3.0 Liter H ₂ O |
| 25 | 41.18 | 40.77 | | | 14:30 | | | | 0.91' NAPL | | | | 300 ML NAPL | | | | 1.5 L H ₂ O |
| 26 | 41.20 | 41.07 | | | 14:45 | | | | 0.013' NAPL | | | | 30 ML NAPL | | | | 1.0 L H ₂ O |
| 17 | 41.38 | 41.37 | 12/4/25 | | | | | | 0.01' NAPL | | | | NO RECOVERY | | | | DID NOT SAMPLE. |
| | | | | | | | | | * New NAPL Well | | | | | | | | |

GROUNDWATER SAMPLING FIELD LOG

Client Name: XOM State #: _____ Date: 12-7-75 Page 1 of 1
 Location: Gladiolast Field Cleaning Performed: _____ Case Volume = (TD - DTW) x F where F =
 Field Crew: ML - Alex Analysts: _____ 0.163 for 2" inside-diameter well casing
 0.652 for 4" inside-diameter well casing
 1.487 for 6" inside-diameter well casing

| Well ID | Depth To Water | Depth To Product | Total Depth | Case Volume | Time | Purge Volume | Temp (C) / F | Cond μ m/cm | pH | 80% Recharge | DO sat / mg/L | ORP | Turbidity | lock present | well cap present | bollards | Comments Well Box/Monument Condition | | | |
|---------|----------------|------------------|-------------|-------------|------|--------------|--------------|-----------------|------|--------------|---------------|------|-----------|--------------|------------------|----------|--------------------------------------|--|--|--|
| MW 38 | 39.45 | | | | 0836 | | 17.01 | 1.57 | 6.95 | | 14.27 | 30 | 793 | | | | | | | |
| | | | | | 0839 | | 18.13 | 1.71 | 7.12 | | 14.82 | 48 | 282 | | | | | | | |
| | | | | | 0842 | | 18.08 | 1.75 | 7.18 | | 7.28 | 51 | 151 | | | | | | | |
| | | | | | 0845 | | 18.09 | 1.76 | 7.20 | | 6.79 | 53 | 107 | | | | | | | |
| MW 37 | 39.55 | | | | 0921 | | 16.86 | 1.88 | 7.45 | | 6.81 | 69 | 319 | | | | | | | |
| | | | | | 0924 | | 16.64 | 1.09 | 7.46 | | 6.93 | 83 | 290 | | | | | | | |
| | | | | | 0927 | | 16.84 | 1.04 | 7.51 | | 6.93 | 88 | 296 | | | | | | | |
| | | | | | 0930 | | 16.79 | 1.04 | 7.54 | | 6.88 | 93 | 299 | | | | | | | |
| MW 34 | 41.80 | | | | 1006 | | 18.65 | 0.979 | 7.35 | | 8.85 | -94 | 241 | | | | | | | |
| | | | | | 1009 | | 18.60 | 0.976 | 7.37 | | 7.30 | -102 | 249 | | | | | | | |
| | | | | | 1012 | | 18.64 | 0.981 | 7.38 | | 6.98 | -105 | 212 | | | | | | | |
| | | | | | 1015 | | 18.62 | 0.988 | 7.38 | | 6.71 | -104 | 197 | | | | | | | |
| MW 33 | 41.49 | | | | 1051 | | 17.88 | 1.28 | 7.49 | | 4.77 | -101 | 786 | | | | | | | |
| | | | | | 1054 | | 18.00 | 1.41 | 7.54 | | 4.38 | -121 | 449 | | | | | | | |
| | | | | | 1057 | | 17.91 | 1.42 | 7.57 | | 4.38 | -125 | 409 | | | | | | | |
| | | | | | 1100 | | 17.79 | 1.43 | 7.59 | | 4.36 | -127 | 392 | | | | | | | |
| MW 36 | 41.27 | | | | 1121 | | 17.77 | 1.48 | 7.53 | | 8.03 | 83 | 90.6 | | | | | | | |
| | | | | | 1124 | | 17.73 | 1.48 | 7.53 | | 7.94 | 82 | 59.9 | | | | | | | |
| | | | | | 1127 | | 17.76 | 1.46 | 7.52 | | 7.86 | 81 | 39.0 | | | | | | | |
| | | | | | 1130 | | 17.81 | 1.48 | 7.51 | | 7.76 | 81 | 36.2 | | | | | | | |
| MW 35 | 41.78 | | | | 1151 | | 17.55 | 1.48 | 7.63 | | 4.05 | -54 | 75.1 | | | | | | | |
| | | | | | 1154 | | 17.95 | 1.48 | 7.62 | | 3.75 | -74 | 86.7 | | | | | | | |
| | | | | | 1157 | | 17.90 | 1.48 | 7.62 | | 3.65 | -87 | 107 | | | | | | | |
| | | | | | 1206 | | 17.83 | 1.48 | 7.62 | | 3.66 | -92 | 104 | | | | | | | |
| MW 39 | 40.83 | | | | 1241 | | 18.04 | 0.902 | 7.70 | | 6.80 | 63 | 131 | | | | | | | |
| | | | | | 1244 | | 18.17 | 0.916 | 7.66 | | 6.95 | 68 | 97.2 | | | | | | | |
| | | | | | 1247 | | 18.52 | 0.931 | 7.67 | | 6.94 | 72 | 92.6 | | | | | | | |
| | | | | | 1280 | | 18.62 | 0.931 | 7.71 | | 6.72 | 77 | 88.0 | | | | | | | |

GROUNDWATER SAMPLING FIELD LOG

Client Name: XOM
 Location: Gladolast
 Field Crew: ML Alex

Stantec #: _____
 Field Cleaning Performed: _____
 Analysis: _____

Date: 1/27/17 Page 2 of 2
 Case Volume = (TD - DTW) x F where F =
 0.163 for 2" inside-diameter well casing
 0.682 for 4" inside-diameter well casing
 1.457 for 6" inside-diameter well casing

| Well ID | Depth To Water | Depth To Product | Total Depth | Case Volume | Time | Purge Volume | Temp (C)/ F | Cond μ scm | pH | 80% Recharge | DO sat / mg/L | ORP | Turbidity | lock present | well cap present | bolards | Comments Well Box/Monument Condition |
|---------|----------------|------------------|-------------|-------------|------|--------------|-------------|----------------|----|--------------|---------------|-----|-----------|--------------|------------------|---------|--------------------------------------|
|---------|----------------|------------------|-------------|-------------|------|--------------|-------------|----------------|----|--------------|---------------|-----|-----------|--------------|------------------|---------|--------------------------------------|

| | | | | | | | | | | | | | | | | | |
|-------|-------|--|--|--|------|--|-------|-------|------|--|------|-----|-----|--|--|--|--|
| MW 32 | 42.57 | | | | 1321 | | 18.44 | 0.991 | 7.19 | | 3.65 | -86 | 5.9 | | | | |
| | | | | | 1324 | | 18.63 | 0.979 | 7.12 | | 3.80 | -87 | 5.2 | | | | |
| | | | | | 1327 | | 18.66 | 0.990 | 7.09 | | 3.57 | -88 | 5.1 | | | | |
| | | | | | 1330 | | 18.73 | 0.987 | 7.09 | | 3.43 | -89 | 4.9 | | | | |
| MW 30 | 40.42 | | | | 1351 | | 17.75 | 0.783 | 7.51 | | 8.92 | 37 | 7.4 | | | | |
| | | | | | 1354 | | 18.00 | 0.803 | 7.45 | | 7.60 | 59 | 7.3 | | | | |
| | | | | | 1357 | | 18.02 | 0.830 | 7.45 | | 7.91 | 69 | 7.4 | | | | |
| | | | | | 1400 | | 18.00 | 0.850 | 7.44 | | 8.01 | 76 | 8.2 | | | | |
| MW 29 | 40.73 | | | | 1436 | | 17.46 | 0.989 | 7.67 | | 7.85 | 114 | 9.6 | | | | |
| | | | | | 1439 | | 17.71 | 1.00 | 7.54 | | 7.27 | 114 | 9.0 | | | | |
| | | | | | 1442 | | 17.84 | 1.00 | 7.50 | | 7.06 | 114 | 9.1 | | | | |
| | | | | | 1445 | | 17.88 | 1.01 | 7.49 | | 7.07 | 113 | 9.6 | | | | |
| | | | | | | | | | | | | | | | | | |
| | | | | | | | | | | | | | | | | | |
| | | | | | | | | | | | | | | | | | |
| | | | | | | | | | | | | | | | | | |
| | | | | | | | | | | | | | | | | | |
| | | | | | | | | | | | | | | | | | |
| | | | | | | | | | | | | | | | | | |
| | | | | | | | | | | | | | | | | | |

GROUNDWATER SAMPLING FIELD LOG

Client Name: XOM
 Location: C. Dale St
 Field Crew: MU-Alex

Stantec #: _____
 Field Cleaning Performed: _____
 Analysts: _____

Date: 12-4-77 Page 1 of 1
 Case Volume = (TD - DTW) x F where F =
 0.163 for 2" Inside-diameter well casing
 0.652 for 4" Inside-diameter well casing
 1.457 for 6" Inside-diameter well casing

| Well ID | Depth To Water | Depth To Product | Total Depth | Case Volume | Time | Purge Volume | Temp (C) / F | Cond μ ms/cm | pH | 80% Recharge | DO sat / mg/L | ORP | Turbidity | lock present | well cap present | bollards | Comments Well Box/Monument Condition |
|---------|----------------|------------------|-------------|-------------|-----------------|--------------|--------------|------------------|------|--------------|---------------|-----|-----------|--------------|------------------|----------|--------------------------------------|
| MW 22 | 42.24 | | | | 851 | | 17.34 | 0.961 | 7.27 | | 5.00 | 160 | 0.0 | | | | |
| | | | | | 854 | | 17.71 | 0.961 | 7.19 | | 5.00 | 159 | 0.0 | | | | |
| | | | | | 857 | | 17.83 | 0.962 | 7.16 | | 5.58 | 158 | 0.0 | | | | |
| | | | | | 900 | | 17.95 | 0.963 | 7.13 | | 5.62 | 156 | 0.0 | | | | |
| MW 31 | 41.30 | | | | 1021 | | 17.56 | 1.13 | 7.14 | | 3.82 | 155 | 0.0 | | | | |
| | | | | | 1024 | | 17.68 | 1.13 | 7.12 | | 3.85 | 152 | 0.0 | | | | |
| | | | | | 1027 | | 17.75 | 1.13 | 7.10 | | 3.88 | 151 | 0.0 | | | | |
| | | | | | 1030 | | 17.80 | 1.13 | 7.09 | | 3.91 | 148 | 0.0 | | | | |
| MW 27 | 46.97 | | | | 1121 | | 17.77 | 1.57 | 7.36 | | 9.74 | 157 | 12.4 | | | | |
| | | | | | 1124 | | 17.92 | 1.57 | 7.32 | | 8.38 | 158 | 23.4 | | | | |
| | | | | | 1127 | | 17.98 | 1.56 | 7.29 | | 8.71 | 148 | 24.0 | | | | |
| | | | | | 1130 | | 18.03 | 1.56 | 7.27 | | 7.97 | 145 | 23.1 | | | | |
| MW 28 | 40.95 | | | | 1221 | | 17.26 | 1.58 | 7.60 | | 17.43 | 147 | 34.4 | | | | |
| | | | | | 1224 | | 17.57 | 1.58 | 7.57 | | 8.21 | 146 | 42.8 | | | | |
| | | | | | 1227 | | 17.63 | 1.58 | 7.52 | | 7.50 | 145 | 58.8 | | | | |
| | | | | | 1230 | | 17.72 | 1.58 | 7.48 | | 7.24 | 144 | 59.9 | | | | |
| MW 17 | 41.38 | | | | | | | | | | | | | | | | NAPL @ 41.37 |
| | | | | | 1327 | | | | | | | | | | | | |
| | | | | | 1330 | | | | | | | | | | | | |

NEW well with NAPL Note: MW 17 has NAPL. Not sampled

GROUNDWATER SAMPLING FIELD LOG

Client Name: XOM SA State #: _____ Date: 17-5-76 Page 1 of 1
 Location: _____ Field Cleaning Performed: _____ Case Volume = (TD - DTW) x F where F =
 Field Crew: ML A/OX Analysis: _____ 0.183 for 2" inside-diameter well casing
 0.682 for 4" inside-diameter well casing
 1.457 for 6" inside-diameter well casing

| Well ID | Depth To Water | Depth To Product | Total Depth | Case Volume | Time | Purge Volume | Temp (°F) | Cond (µs/cm) | pH | 80% Recharge | DO (sat / mg/L) | ORP | Turbidity | lock present | well cap present | boliarde | Comments Well Box/Monument Condition | | | |
|--|----------------|------------------|-------------|-------------|------|--------------|-----------|--------------|------|--------------|-----------------|------|-----------|--------------|------------------|----------|--------------------------------------|--|--|--|
| MW 11 | 41.87 | | | | 851 | | 17.59 | 1.48 | 7.21 | | 9.80 | 167 | 0.0 | | | | | | | |
| | | | | | 854 | | 17.79 | 1.48 | 7.20 | | 9.50 | 165 | 0.0 | | | | | | | |
| | | | | | 857 | | 17.90 | 1.44 | 7.19 | | 9.13 | 161 | 0.0 | | | | | | | |
| | | | | | 900 | | 17.91 | 1.48 | 7.20 | | 9.10 | 158 | 0.0 | | | | | | | |
| MW 3 | 37.19 | | | | 1006 | | 17.82 | 2.45 | 7.41 | | 4.39 | -129 | 168 | | | | | | | |
| | | | | | 1009 | | 18.31 | 2.52 | 7.38 | | 2.48 | -139 | 166 | | | | | | | |
| | | | | | 1012 | | 18.39 | 2.51 | 7.38 | | 2.57 | -140 | 166 | | | | | | | |
| | | | | | 1015 | | 18.44 | 2.51 | 7.39 | | 2.57 | -140 | 162 | | | | | | | |
| MW 6 | 40.79 | | | | | | | | | | | | | | | | | | | |
| <p>(1045) Sampled w/Boiler / 1/2" water in well NO DR slow recharge</p> | | | | | | | | | | | | | | | | | | | | |
| MW 10 | 42.70 | | | | | | | | | | | | | | | | | | | |
| <p>DRV No Sample TD = 43.60' only 0.30' of water in well</p> | | | | | | | | | | | | | | | | | | | | |

Appendix B

Laboratory Analytical Reports





Environment Testing

- 1
- 2
- 3
- 4
- 5
- 6
- 7
- 8
- 9
- 10
- 11
- 12
- 13
- 14
- 15

ANALYTICAL REPORT

PREPARED FOR

Attn: Mr. James Anderson
Stantec Consulting Services Inc
4572 Telephone Road #916
Ventura, California 93003

Generated 12/23/2025 9:58:42 PM

JOB DESCRIPTION

ExxonMobil Gladiola Station / 238000257

JOB NUMBER

570-258142-1

Eurofins Calscience
2841 Dow Avenue
Suite 100
Tustin CA 92780




Eurofins Calscience

Job Notes

This report may not be reproduced except in full, and with written approval from the laboratory. The results relate only to the samples tested. For questions please contact the Project Manager at the e-mail address or telephone number listed on this page.

The test results in this report relate only to the samples as received by the laboratory and will meet all requirements of the methodology, with any exceptions noted. This report shall not be reproduced except in full, without the express written approval of the laboratory. All questions should be directed to the Eurofins Calscience Project Manager.

Authorization



Generated
12/23/2025 9:58:42 PM

Authorized for release by
Hailley Coleman, Project Manager I
Hailley.Coleman@et.eurofinsus.com
(657)210-6385

Client: Stantec Consulting Services Inc
Project/Site: ExxonMobil Gladiola Station / 238000257

Laboratory Job ID: 570-258142-1

- 1
- 2
- 3
- 4
- 5
- 6
- 7
- 8
- 9
- 10
- 11
- 12
- 13
- 14
- 15

Table of Contents

| | |
|----------------------------------|----|
| Cover Page | 1 |
| Table of Contents | 3 |
| Sample Summary | 4 |
| Definitions/Glossary | 5 |
| Case Narrative | 7 |
| Detection Summary | 9 |
| Client Sample Results | 11 |
| Surrogate Summary | 25 |
| QC Sample Results | 26 |
| QC Association Summary | 49 |
| Lab Chronicle | 54 |
| Certification Summary | 57 |
| Method Summary | 58 |
| Chain of Custody | 59 |
| Receipt Checklists | 61 |

Sample Summary

Client: Stantec Consulting Services Inc
Project/Site: ExxonMobil Gladiola Station / 238000257

Job ID: 570-258142-1

| Lab Sample ID | Client Sample ID | Matrix | Collected | Received | Sample Origin |
|---------------|------------------|--------|----------------|----------------|---------------|
| 570-258142-1 | MW3 | Water | 12/05/25 10:15 | 12/08/25 09:45 | California |
| 570-258142-2 | MW6 | Water | 12/05/25 10:45 | 12/08/25 09:45 | California |
| 570-258142-3 | MW11 | Water | 12/05/25 09:00 | 12/08/25 09:45 | California |
| 570-258142-4 | Trip Blank | Water | 12/05/25 09:00 | 12/08/25 09:45 | California |

- 1
- 2
- 3
- 4
- 5
- 6
- 7
- 8
- 9
- 10
- 11
- 12
- 13
- 14
- 15

Definitions/Glossary

Client: Stantec Consulting Services Inc
 Project/Site: ExxonMobil Gladiola Station / 238000257

Job ID: 570-258142-1

Qualifiers

GC/MS VOA

| Qualifier | Qualifier Description |
|-----------|--|
| J | Result is less than the RL but greater than or equal to the MDL and the concentration is an approximate value. |

GC/MS Semi VOA

| Qualifier | Qualifier Description |
|-----------|--|
| *+ | LCS and/or LCSD is outside acceptance limits, high biased. |
| *1 | LCS/LCSD RPD exceeds control limits. |
| H | Sample was prepped or analyzed beyond the specified holding time. This does not meet regulatory requirements. |
| I | Value is EMPC (estimated maximum possible concentration). |
| J | Result is less than the RL but greater than or equal to the MDL and the concentration is an approximate value. |
| me | LCS Recovery is within Marginal Exceedance (ME) control limit range (± 4 SD from the mean). |

HPLC/IC

| Qualifier | Qualifier Description |
|-----------|------------------------------------|
| E | Result exceeded calibration range. |

Metals

| Qualifier | Qualifier Description |
|-----------|--|
| F1 | MS and/or MSD recovery exceeds control limits. |
| F2 | MS/MSD RPD exceeds control limits |
| J | Result is less than the RL but greater than or equal to the MDL and the concentration is an approximate value. |

General Chemistry

| Qualifier | Qualifier Description |
|-----------|--|
| J | Result is less than the RL but greater than or equal to the MDL and the concentration is an approximate value. |

Glossary

| Abbreviation | These commonly used abbreviations may or may not be present in this report. |
|----------------|---|
| ☼ | Listed under the "D" column to designate that the result is reported on a dry weight basis |
| %R | Percent Recovery |
| CFL | Contains Free Liquid |
| CFU | Colony Forming Unit |
| CNF | Contains No Free Liquid |
| DER | Duplicate Error Ratio (normalized absolute difference) |
| Dil Fac | Dilution Factor |
| DL | Detection Limit (DoD/DOE) |
| DL, RA, RE, IN | Indicates a Dilution, Re-analysis, Re-extraction, or additional Initial metals/anion analysis of the sample |
| DLC | Decision Level Concentration (Radiochemistry) |
| EDL | Estimated Detection Limit (Dioxin) |
| LOD | Limit of Detection (DoD/DOE) |
| LOQ | Limit of Quantitation (DoD/DOE) |
| MCL | EPA recommended "Maximum Contaminant Level" |
| MDA | Minimum Detectable Activity (Radiochemistry) |
| MDC | Minimum Detectable Concentration (Radiochemistry) |
| MDL | Method Detection Limit |
| ML | Minimum Level (Dioxin) |
| MPN | Most Probable Number |
| MQL | Method Quantitation Limit |
| NC | Not Calculated |
| ND | Not Detected at the reporting limit (or MDL or EDL if shown) |
| NEG | Negative / Absent |
| POS | Positive / Present |
| PQL | Practical Quantitation Limit |
| PRES | Presumptive |
| QC | Quality Control |
| RER | Relative Error Ratio (Radiochemistry) |

Eurofins Calscience

Definitions/Glossary

Client: Stantec Consulting Services Inc
Project/Site: ExxonMobil Gladiola Station / 238000257

Job ID: 570-258142-1

Glossary (Continued)

| Abbreviation | These commonly used abbreviations may or may not be present in this report. |
|--------------|--|
| RL | Reporting Limit or Requested Limit (Radiochemistry) |
| RPD | Relative Percent Difference, a measure of the relative difference between two points |
| TEF | Toxicity Equivalent Factor (Dioxin) |
| TEQ | Toxicity Equivalent Quotient (Dioxin) |
| TNTC | Too Numerous To Count |

- 1
- 2
- 3
- 4
- 5
- 6
- 7
- 8
- 9
- 10
- 11
- 12
- 13
- 14
- 15

Case Narrative

Client: Stantec Consulting Services Inc
Project: ExxonMobil Gladiola Station / 238000257

Job ID: 570-258142-1

Job ID: 570-258142-1

Eurofins Calscience

Job Narrative 570-258142-1

The analytical test results presented in this report meet all requirements of the associated regulatory program listed on the Accreditation/Certification Summary Page, unless otherwise noted. Data qualifiers and/or narrative comments are included to explain any exceptions, if applicable. Regulated compliance samples (e.g. SDWA, NPDES) must comply with associated agency requirements/permits.

- Matrix-specific batch QC (e.g., MS, MSD, SD) may not be reported when insufficient sample volume is available or when site-specific QC samples are not submitted. In such cases, a Laboratory Control Sample Duplicate (LCSD) may be analyzed to provide precision data for the batch.
- For samples analyzed using surrogate and/or isotope dilution analytes, any recoveries falling outside of established acceptance criteria are re-prepared and/or re-analyzed to confirm results, unless the deviation is due to sample dilution or otherwise explained in the case narrative.

Receipt

The samples were received on 12/8/2025 9:45 AM. Unless otherwise noted below, the samples arrived in good condition, and, where required, properly preserved and on ice. The temperature of the cooler at receipt time was 1.2°C.

GC/MS VOA

Method 8260B_LL: The following sample(s) were collected in properly preserved vials for analysis of volatile organic compounds (VOCs). However, the pH was outside the required criteria when verified by the laboratory, and corrective action was not possible: MW3 (570-258142-1).

Method 8260B_LL: Insufficient sample volume was available to perform a matrix spike/matrix spike duplicate (MS/MSD) associated with analytical batch 570-667303. The laboratory control sample (LCS) was performed in duplicate (LCSD) to provide precision data for this batch.

No additional analytical or quality issues were noted, other than those described above or in the Definitions/ Glossary page.

GC/MS Semi VOA

Method 8270E_LL_QQQ: The following samples were re-prepared outside of preparation holding time due to PM request: MW3 (570-258142-1), MW6 (570-258142-2) and MW11 (570-258142-3).

Method 8270E_LL_QQQ: Elevated reporting limits are provided for the following samples due to insufficient sample provided for 8270 QQQ 3511 GR preparation/analysis: MW3 (570-258142-1), MW6 (570-258142-2) and MW11 (570-258142-3).

Method 8270E_LL_QQQ: The laboratory control sample (LCS) was performed in duplicate (LCSD) to provide precision data for this batch.
Insufficient sample volume was available to perform a matrix spike/matrix spike duplicate (MS/MSD) associated with preparation batch 570-672271.

Method 8270E_LL_QQQ: The continuing calibration verification (CCV) associated with batch 570-674420 recovered above the upper control limit for Benzidine and Di-n-octyl phthalate. The samples associated with this CCV were non-detects for the affected analytes; therefore, the data have been reported. The associated samples are: MW3 (570-258142-1), MW6 (570-258142-2) and MW11 (570-258142-3).

Method 8270E_LL_QQQ: The following sample was prepared outside of preparation holding time due to client wanting GR extraction after HT : MW3 (570-258142-1).

Method 8270E_LL_QQQ: The following sample was prepared outside of preparation holding time due to client wanting GR extraction after HT : MW6 (570-258142-2).

Method 8270E_LL_QQQ: The following sample was prepared outside of preparation holding time due to client wanting GR extraction after HT : MW11 (570-258142-3).

Method 8270E_LL_QQQ: The following sample was diluted due to the nature of the sample matrix: MW3 (570-258142-1). Elevated reporting limits (RLs) are provided.

Eurofins Calscience

Case Narrative

Client: Stantec Consulting Services Inc
Project: ExxonMobil Gladiola Station / 238000257

Job ID: 570-258142-1

Job ID: 570-258142-1 (Continued)

Eurofins Calscience

Method 8270E_LL_QQQ: The following sample was diluted due to the nature of the sample matrix: MW6 (570-258142-2). Elevated reporting limits (RLs) are provided.

Method 8270E_LL_QQQ: The following sample was diluted due to the nature of the sample matrix: MW11 (570-258142-3). Elevated reporting limits (RLs) are provided.

Method 8270E_LL_QQQ: Insufficient sample volume was available to perform a matrix spike/matrix spike duplicate (MS/MSD) associated with preparation batch 570-668598. The laboratory control sample (LCS) was performed in duplicate (LCSD) to provide precision data for this batch.

Method 8270E_LL_QQQ: The RPD of the laboratory control sample (LCS) and laboratory control sample duplicate (LCSD) for preparation batch 570-668598 and analytical batch 570-669155 recovered outside control limits for the following analytes: Benzo[a]anthracene and Chrysene.

Method 8270E_LL_QQQ: The continuing calibration verification (CCV) associated with batch 570-669155 recovered above the upper control limit for Benzoic acid. The samples associated with this CCV were non-detects for the affected analytes; therefore, the data have been reported. The associated sample is:(CCVIS 570-669155/2).

Method 8270E_LL_QQQ: Ion abundance ratios are outside criteria for the following sample: MW6 (570-258142-2). Quantitation is based on the theoretical ion abundance ratio; therefore, these analytes have been reported as an estimated maximum possible concentration (EMPC). The affected analytes have been flagged.

No additional analytical or quality issues were noted, other than those described above or in the Definitions/ Glossary page.

HPLC/IC

Method 300_ORGFM_28D: The native sample, matrix spike, and matrix spike duplicate (MS/MSD) associated with analytical batch 570-670643 were performed at the same dilution. Due to the additional level of analyte present in the spiked samples, the concentration of Chloride in the MS/MSD was above the instrument calibration range. The data have been reported and qualified.

No additional analytical or quality issues were noted, other than those described above or in the Definitions/ Glossary page.

Metals

Method 200.8 - Total Recoverable: The reference method requires samples to be preserved to a pH of <2. The following sample(s) was received with insufficient preservation at a pH of >2: The sample(s) was preserved to the appropriate pH in the laboratory.

Method 245.1: The reference method requires samples to be preserved to a pH of <2. The following sample(s) was received with insufficient preservation at a pH of >2: The sample(s) was preserved to the appropriate pH in the laboratory.

Method 245.1: The matrix spike / matrix spike duplicate (MS/MSD) recoveries and precision for preparation batch 570-667739 and analytical batch 570-667871 were outside control limits. Sample matrix interference and/or non-homogeneity are suspected because the associated laboratory control sample / laboratory sample control duplicate (LCS/LCSD) precision was within acceptance limits.

Method 6010B - Total Recoverable: The reference method requires samples to be preserved to a pH of <2. The following sample(s) was received with insufficient preservation at a pH of >2: The sample(s) was preserved to the appropriate pH in the laboratory.

No additional analytical or quality issues were noted, other than those described above or in the Definitions/ Glossary page.

General Chemistry

No additional analytical or quality issues were noted, other than those described above or in the Definitions/ Glossary page.

Eurofins Calscience

Detection Summary

Client: Stantec Consulting Services Inc
 Project/Site: ExxonMobil Gladiola Station / 238000257

Job ID: 570-258142-1

Client Sample ID: MW3

Lab Sample ID: 570-258142-1

| Analyte | Result | Qualifier | RL | MDL | Unit | Dil Fac | D | Method | Prep Type |
|------------------------|--------|-----------|--------|---------|------|---------|---|----------|-------------------|
| Benzene | 210 | | 5.0 | 1.4 | ug/L | 10 | | 8260B | Total/NA |
| Ethylbenzene | 260 | | 5.0 | 1.6 | ug/L | 10 | | 8260B | Total/NA |
| Isopropylbenzene | 26 | | 5.0 | 2.1 | ug/L | 10 | | 8260B | Total/NA |
| Naphthalene | 43 | | 10 | 5.5 | ug/L | 10 | | 8260B | Total/NA |
| n-Butylbenzene | 4.4 | J | 5.0 | 2.4 | ug/L | 10 | | 8260B | Total/NA |
| N-Propylbenzene | 24 | | 5.0 | 1.8 | ug/L | 10 | | 8260B | Total/NA |
| sec-Butylbenzene | 7.2 | | 5.0 | 2.0 | ug/L | 10 | | 8260B | Total/NA |
| 1-Methylnaphthalene | 19 | | 0.10 | 0.018 | ug/L | 1 | | 8270E | Total/NA |
| 2-Methylnaphthalene | 24 | | 0.50 | 0.069 | ug/L | 5 | | 8270E | Total/NA |
| Acenaphthene | 0.26 | | 0.10 | 0.015 | ug/L | 1 | | 8270E | Total/NA |
| 2,4-Dimethylphenol | 0.84 | J H | 2.1 | 0.57 | ug/L | 5 | | 8270E | Total/NA |
| Fluorene | 0.68 | | 0.10 | 0.016 | ug/L | 1 | | 8270E | Total/NA |
| Naphthalene | 31 | | 0.50 | 0.10 | ug/L | 5 | | 8270E | Total/NA |
| Phenanthrene | 0.40 | | 0.10 | 0.014 | ug/L | 1 | | 8270E | Total/NA |
| Isophorone | 0.17 | J I | 2.0 | 0.13 | ug/L | 1 | | 8270E | Total/NA |
| Dibenzofuran | 0.66 | | 0.20 | 0.041 | ug/L | 1 | | 8270E | Total/NA |
| Phenol | 2.3 | J H | 10 | 1.9 | ug/L | 5 | | 8270E | Total/NA |
| Chloride | 23 | | 1.0 | 0.36 | mg/L | 1 | | 300.0 | Total/NA |
| Fluoride | 3.9 | | 0.10 | 0.046 | mg/L | 1 | | 300.0 | Total/NA |
| Uranium | 0.524 | J | 1.00 | 0.207 | ug/L | 1 | | 200.8 | Total Recoverable |
| Arsenic | 0.0212 | J | 0.100 | 0.00986 | mg/L | 1 | | 6010B | Total Recoverable |
| Barium | 8.68 | | 0.0100 | 0.00713 | mg/L | 1 | | 6010B | Total Recoverable |
| Chromium | 0.0365 | J | 0.0500 | 0.00814 | mg/L | 1 | | 6010B | Total Recoverable |
| Total Dissolved Solids | 1520 | | 20.0 | 11.5 | mg/L | 1 | | SM 2540C | Total/NA |

Client Sample ID: MW6

Lab Sample ID: 570-258142-2

| Analyte | Result | Qualifier | RL | MDL | Unit | Dil Fac | D | Method | Prep Type |
|-----------------------------|--------|-----------|--------|---------|------|---------|---|----------|-------------------|
| 1,2,4-Trimethylbenzene | 1.8 | | 0.50 | 0.22 | ug/L | 1 | | 8260B | Total/NA |
| p-Isopropyltoluene | 2.6 | | 0.50 | 0.20 | ug/L | 1 | | 8260B | Total/NA |
| sec-Butylbenzene | 4.8 | | 0.50 | 0.20 | ug/L | 1 | | 8260B | Total/NA |
| tert-Butylbenzene | 1.2 | | 0.50 | 0.21 | ug/L | 1 | | 8260B | Total/NA |
| Acenaphthene | 4.2 | | 0.099 | 0.015 | ug/L | 1 | | 8270E | Total/NA |
| Chrysene | 4.8 | *1 | 0.099 | 0.037 | ug/L | 1 | | 8270E | Total/NA |
| Phenanthrene | 4.1 | | 0.099 | 0.014 | ug/L | 1 | | 8270E | Total/NA |
| Dibenzofuran | 2.4 | I | 0.20 | 0.040 | ug/L | 1 | | 8270E | Total/NA |
| Bis(2-ethylhexyl) phthalate | 3.4 | J *1 | 4.9 | 1.8 | ug/L | 1 | | 8270E | Total/NA |
| Chloride | 3.7 | | 1.0 | 0.36 | mg/L | 1 | | 300.0 | Total/NA |
| Fluoride | 1.6 | | 0.10 | 0.046 | mg/L | 1 | | 300.0 | Total/NA |
| Uranium | 5.97 | | 1.00 | 0.207 | ug/L | 1 | | 200.8 | Total Recoverable |
| Arsenic | 0.0312 | J | 0.100 | 0.00986 | mg/L | 1 | | 6010B | Total Recoverable |
| Barium | 0.562 | | 0.0100 | 0.00713 | mg/L | 1 | | 6010B | Total Recoverable |
| Total Dissolved Solids | 590 | | 10.0 | 5.73 | mg/L | 1 | | SM 2540C | Total/NA |

This Detection Summary does not include radiochemical test results.

Euofins Calscience

Detection Summary

Client: Stantec Consulting Services Inc
 Project/Site: ExxonMobil Gladiola Station / 238000257

Job ID: 570-258142-1

Client Sample ID: MW11

Lab Sample ID: 570-258142-3

| Analyte | Result | Qualifier | RL | MDL | Unit | Dil Fac | D | Method | Prep Type |
|------------------------|--------|-----------|--------|---------|------|---------|---|----------|----------------------|
| Fluoride | 1.9 | | 0.10 | 0.046 | mg/L | 1 | | 300.0 | Total/NA |
| Chloride - DL | 190 | | 10 | 3.6 | mg/L | 10 | | 300.0 | Total/NA |
| Uranium | 7.11 | | 1.00 | 0.207 | ug/L | 1 | | 200.8 | Total Recoverable |
| Arsenic | 0.0104 | J | 0.100 | 0.00986 | mg/L | 1 | | 6010B | Total Recoverable |
| Barium | 0.0447 | | 0.0100 | 0.00713 | mg/L | 1 | | 6010B | Total Recoverable |
| Total Dissolved Solids | 891 | | 10.0 | 5.73 | mg/L | 1 | | SM 2540C | Total/NA |

Client Sample ID: Trip Blank

Lab Sample ID: 570-258142-4

No Detections.

This Detection Summary does not include radiochemical test results.

Eurofins Calscience



Client Sample Results

Client: Stantec Consulting Services Inc
 Project/Site: ExxonMobil Gladiola Station / 238000257

Job ID: 570-258142-1

Client Sample ID: MW3

Lab Sample ID: 570-258142-1

Date Collected: 12/05/25 10:15

Matrix: Water

Date Received: 12/08/25 09:45

Method: SW846 8260B - Volatile Organic Compounds (GC/MS)

| Analyte | Result | Qualifier | RL | MDL | Unit | D | Prepared | Analyzed | Dil Fac |
|---------------------------------------|------------|-----------|-----|-----|------|---|----------|----------------|---------|
| Benzene | 210 | | 5.0 | 1.4 | ug/L | | | 12/09/25 23:48 | 10 |
| Toluene | ND | | 5.0 | 1.4 | ug/L | | | 12/09/25 23:48 | 10 |
| Ethylbenzene | 260 | | 5.0 | 1.6 | ug/L | | | 12/09/25 23:48 | 10 |
| o-Xylene | ND | | 5.0 | 1.8 | ug/L | | | 12/09/25 23:48 | 10 |
| m,p-Xylene | ND | | 10 | 3.9 | ug/L | | | 12/09/25 23:48 | 10 |
| Xylenes, Total | ND | | 10 | 3.9 | ug/L | | | 12/09/25 23:48 | 10 |
| Methyl-t-Butyl Ether (MTBE) | ND | | 5.0 | 1.4 | ug/L | | | 12/09/25 23:48 | 10 |
| 1,1,1,2-Tetrachloroethane | ND | | 5.0 | 2.0 | ug/L | | | 12/09/25 23:48 | 10 |
| 1,1,1-Trichloroethane | ND | | 5.0 | 2.0 | ug/L | | | 12/09/25 23:48 | 10 |
| 1,1,2,2-Tetrachloroethane | ND | | 5.0 | 1.4 | ug/L | | | 12/09/25 23:48 | 10 |
| 1,1,2-Trichloroethane | ND | | 5.0 | 1.8 | ug/L | | | 12/09/25 23:48 | 10 |
| 1,1,2-Trichloro-1,2,2-trifluoroethane | ND | | 5.0 | 2.5 | ug/L | | | 12/09/25 23:48 | 10 |
| 1,1-Dichloroethane | ND | | 5.0 | 2.1 | ug/L | | | 12/09/25 23:48 | 10 |
| 1,1-Dichloroethene | ND | | 5.0 | 2.1 | ug/L | | | 12/09/25 23:48 | 10 |
| 1,1-Dichloropropene | ND | | 5.0 | 1.6 | ug/L | | | 12/09/25 23:48 | 10 |
| 1,2,3-Trichlorobenzene | ND | | 5.0 | 2.6 | ug/L | | | 12/09/25 23:48 | 10 |
| 1,2,3-Trichloropropane | ND | | 5.0 | 3.1 | ug/L | | | 12/09/25 23:48 | 10 |
| 1,2,4-Trichlorobenzene | ND | | 5.0 | 2.6 | ug/L | | | 12/09/25 23:48 | 10 |
| 1,2,4-Trimethylbenzene | ND | | 5.0 | 2.2 | ug/L | | | 12/09/25 23:48 | 10 |
| 1,3,5-Trimethylbenzene | ND | | 5.0 | 1.9 | ug/L | | | 12/09/25 23:48 | 10 |
| c-1,2-Dichloroethene | ND | | 5.0 | 1.6 | ug/L | | | 12/09/25 23:48 | 10 |
| 1,2-Dibromo-3-Chloropropane | ND | | 10 | 8.4 | ug/L | | | 12/09/25 23:48 | 10 |
| 1,2-Dichlorobenzene | ND | | 5.0 | 1.4 | ug/L | | | 12/09/25 23:48 | 10 |
| 1,2-Dichloroethane | ND | | 5.0 | 1.4 | ug/L | | | 12/09/25 23:48 | 10 |
| 1,2-Dichloropropane | ND | | 5.0 | 1.4 | ug/L | | | 12/09/25 23:48 | 10 |
| t-1,2-Dichloroethene | ND | | 5.0 | 2.2 | ug/L | | | 12/09/25 23:48 | 10 |
| c-1,3-Dichloropropene | ND | | 5.0 | 1.5 | ug/L | | | 12/09/25 23:48 | 10 |
| 1,3-Dichlorobenzene | ND | | 5.0 | 1.6 | ug/L | | | 12/09/25 23:48 | 10 |
| 1,3-Dichloropropane | ND | | 5.0 | 1.9 | ug/L | | | 12/09/25 23:48 | 10 |
| t-1,3-Dichloropropene | ND | | 5.0 | 2.1 | ug/L | | | 12/09/25 23:48 | 10 |
| 1,4-Dichlorobenzene | ND | | 5.0 | 1.1 | ug/L | | | 12/09/25 23:48 | 10 |
| 2,2-Dichloropropane | ND | | 5.0 | 2.6 | ug/L | | | 12/09/25 23:48 | 10 |
| 2-Chlorotoluene | ND | | 5.0 | 2.3 | ug/L | | | 12/09/25 23:48 | 10 |
| 4-Chlorotoluene | ND | | 5.0 | 2.4 | ug/L | | | 12/09/25 23:48 | 10 |
| 4-Methyl-2-pentanone | ND | | 50 | 16 | ug/L | | | 12/09/25 23:48 | 10 |
| Acetone | ND | | 80 | 36 | ug/L | | | 12/09/25 23:48 | 10 |
| Bromobenzene | ND | | 5.0 | 1.4 | ug/L | | | 12/09/25 23:48 | 10 |
| Bromochloromethane | ND | | 10 | 2.7 | ug/L | | | 12/09/25 23:48 | 10 |
| Bromoform | ND | | 5.0 | 2.8 | ug/L | | | 12/09/25 23:48 | 10 |
| Bromomethane | ND | | 20 | 19 | ug/L | | | 12/09/25 23:48 | 10 |
| Carbon disulfide | ND | | 10 | 3.2 | ug/L | | | 12/09/25 23:48 | 10 |
| Carbon tetrachloride | ND | | 5.0 | 2.7 | ug/L | | | 12/09/25 23:48 | 10 |
| Chlorobenzene | ND | | 5.0 | 1.2 | ug/L | | | 12/09/25 23:48 | 10 |
| Dibromochloromethane | ND | | 5.0 | 2.1 | ug/L | | | 12/09/25 23:48 | 10 |
| Chloroethane | ND | | 5.0 | 3.8 | ug/L | | | 12/09/25 23:48 | 10 |
| Chloroform | ND | | 5.0 | 2.5 | ug/L | | | 12/09/25 23:48 | 10 |
| Chloromethane | ND | | 10 | 6.5 | ug/L | | | 12/09/25 23:48 | 10 |
| Dibromomethane | ND | | 5.0 | 1.6 | ug/L | | | 12/09/25 23:48 | 10 |
| Bromodichloromethane | ND | | 5.0 | 1.5 | ug/L | | | 12/09/25 23:48 | 10 |

Eurofins Calscience

Client Sample Results

Client: Stantec Consulting Services Inc
Project/Site: ExxonMobil Gladiola Station / 238000257

Job ID: 570-258142-1

Client Sample ID: MW3

Lab Sample ID: 570-258142-1

Date Collected: 12/05/25 10:15

Matrix: Water

Date Received: 12/08/25 09:45

Method: SW846 8260B - Volatile Organic Compounds (GC/MS) (Continued)

| Analyte | Result | Qualifier | RL | MDL | Unit | D | Prepared | Analyzed | Dil Fac |
|------------------------------|------------------|------------------|---------------|-----|------|---|-----------------|-----------------|----------------|
| Dichlorodifluoromethane | ND | | 10 | 5.1 | ug/L | | | 12/09/25 23:48 | 10 |
| 1,2-Dibromoethane | ND | | 5.0 | 2.7 | ug/L | | | 12/09/25 23:48 | 10 |
| Hexachloro-1,3-butadiene | ND | | 10 | 2.6 | ug/L | | | 12/09/25 23:48 | 10 |
| Isopropylbenzene | 26 | | 5.0 | 2.1 | ug/L | | | 12/09/25 23:48 | 10 |
| 2-Butanone | ND | | 50 | 29 | ug/L | | | 12/09/25 23:48 | 10 |
| Methylene Chloride | ND | | 10 | 4.0 | ug/L | | | 12/09/25 23:48 | 10 |
| 2-Hexanone | ND | | 60 | 20 | ug/L | | | 12/09/25 23:48 | 10 |
| Naphthalene | 43 | | 10 | 5.5 | ug/L | | | 12/09/25 23:48 | 10 |
| n-Butylbenzene | 4.4 | J | 5.0 | 2.4 | ug/L | | | 12/09/25 23:48 | 10 |
| N-Propylbenzene | 24 | | 5.0 | 1.8 | ug/L | | | 12/09/25 23:48 | 10 |
| p-Isopropyltoluene | ND | | 5.0 | 2.0 | ug/L | | | 12/09/25 23:48 | 10 |
| sec-Butylbenzene | 7.2 | | 5.0 | 2.0 | ug/L | | | 12/09/25 23:48 | 10 |
| Styrene | ND | | 5.0 | 2.7 | ug/L | | | 12/09/25 23:48 | 10 |
| tert-Butylbenzene | ND | | 5.0 | 2.1 | ug/L | | | 12/09/25 23:48 | 10 |
| Tetrachloroethene | ND | | 5.0 | 1.6 | ug/L | | | 12/09/25 23:48 | 10 |
| Trichloroethene | ND | | 5.0 | 1.5 | ug/L | | | 12/09/25 23:48 | 10 |
| Trichlorofluoromethane | ND | | 5.0 | 2.6 | ug/L | | | 12/09/25 23:48 | 10 |
| Vinyl chloride | ND | | 5.0 | 2.3 | ug/L | | | 12/09/25 23:48 | 10 |
| Surrogate | %Recovery | Qualifier | Limits | | | | Prepared | Analyzed | Dil Fac |
| 1,2-Dichloroethane-d4 (Surr) | 99 | | 64 - 132 | | | | | 12/09/25 23:48 | 10 |
| 4-Bromofluorobenzene (Surr) | 98 | | 76 - 120 | | | | | 12/09/25 23:48 | 10 |
| Dibromofluoromethane (Surr) | 97 | | 80 - 120 | | | | | 12/09/25 23:48 | 10 |
| Toluene-d8 (Surr) | 101 | | 80 - 120 | | | | | 12/09/25 23:48 | 10 |

Method: SW846 8270E - Semivolatile Organic Compounds (GC-MS/MS)

| Analyte | Result | Qualifier | RL | MDL | Unit | D | Prepared | Analyzed | Dil Fac |
|----------------------------|-------------|------------|------|-------|------|---|----------------|----------------|---------|
| 1-Methylnaphthalene | 19 | | 0.10 | 0.018 | ug/L | | 12/11/25 14:05 | 12/13/25 02:39 | 1 |
| 2-Methylnaphthalene | 24 | | 0.50 | 0.069 | ug/L | | 12/11/25 14:05 | 12/16/25 16:58 | 5 |
| Acenaphthene | 0.26 | | 0.10 | 0.015 | ug/L | | 12/11/25 14:05 | 12/13/25 02:39 | 1 |
| Acenaphthylene | ND | | 0.10 | 0.015 | ug/L | | 12/11/25 14:05 | 12/13/25 02:39 | 1 |
| Anthracene | ND | | 0.10 | 0.016 | ug/L | | 12/11/25 14:05 | 12/13/25 02:39 | 1 |
| 2,4,5-Trichlorophenol | ND | H | 51 | 29 | ug/L | | 12/18/25 16:35 | 12/23/25 12:01 | 5 |
| Benzo[g,h,i]perylene | ND | | 0.10 | 0.021 | ug/L | | 12/11/25 14:05 | 12/13/25 02:39 | 1 |
| Benzo[k]fluoranthene | ND | | 0.10 | 0.022 | ug/L | | 12/11/25 14:05 | 12/13/25 02:39 | 1 |
| 2,4,6-Trichlorophenol | ND | H | 51 | 33 | ug/L | | 12/18/25 16:35 | 12/23/25 12:01 | 5 |
| Benzo[a]anthracene | ND | *1 | 0.10 | 0.010 | ug/L | | 12/11/25 14:05 | 12/13/25 02:39 | 1 |
| 2,4-Dichlorophenol | ND | H | 51 | 26 | ug/L | | 12/18/25 16:35 | 12/23/25 12:01 | 5 |
| Benzo[a]pyrene | ND | | 0.10 | 0.017 | ug/L | | 12/11/25 14:05 | 12/13/25 02:39 | 1 |
| 2,4-Dimethylphenol | 0.84 | J H | 2.1 | 0.57 | ug/L | | 12/18/25 16:35 | 12/23/25 12:01 | 5 |
| Benzo[b]fluoranthene | ND | | 0.10 | 0.019 | ug/L | | 12/11/25 14:05 | 12/13/25 02:39 | 1 |
| 2,4-Dinitrophenol | ND | H | 51 | 19 | ug/L | | 12/18/25 16:35 | 12/23/25 12:01 | 5 |
| Chrysene | ND | *1 | 0.10 | 0.037 | ug/L | | 12/11/25 14:05 | 12/13/25 02:39 | 1 |
| Dibenz(a,h)anthracene | ND | | 0.10 | 0.069 | ug/L | | 12/11/25 14:05 | 12/13/25 02:39 | 1 |
| 2,6-Dichlorophenol | ND | H | 51 | 29 | ug/L | | 12/18/25 16:35 | 12/23/25 12:01 | 5 |
| Fluoranthene | ND | | 0.10 | 0.012 | ug/L | | 12/11/25 14:05 | 12/13/25 02:39 | 1 |
| Fluorene | 0.68 | | 0.10 | 0.016 | ug/L | | 12/11/25 14:05 | 12/13/25 02:39 | 1 |
| Indeno[1,2,3-cd]pyrene | ND | | 0.10 | 0.020 | ug/L | | 12/11/25 14:05 | 12/13/25 02:39 | 1 |
| 2-Chlorophenol | ND | H | 2.1 | 0.55 | ug/L | | 12/18/25 16:35 | 12/23/25 12:01 | 5 |
| Naphthalene | 31 | | 0.50 | 0.10 | ug/L | | 12/11/25 14:05 | 12/16/25 16:58 | 5 |

Eurofins Calscience

Client Sample Results

Client: Stantec Consulting Services Inc
 Project/Site: ExxonMobil Gladiola Station / 238000257

Job ID: 570-258142-1

Client Sample ID: MW3

Lab Sample ID: 570-258142-1

Date Collected: 12/05/25 10:15

Matrix: Water

Date Received: 12/08/25 09:45

Method: SW846 8270E - Semivolatile Organic Compounds (GC-MS/MS) (Continued)

| Analyte | Result | Qualifier | RL | MDL | Unit | D | Prepared | Analyzed | Dil Fac |
|------------------------------|-------------|------------|------|-------|------|---|----------------|----------------|---------|
| Phenanthrene | 0.40 | | 0.10 | 0.014 | ug/L | | 12/11/25 14:05 | 12/13/25 02:39 | 1 |
| Pyrene | ND | | 0.10 | 0.014 | ug/L | | 12/11/25 14:05 | 12/13/25 02:39 | 1 |
| 2-Methylphenol | ND | H | 51 | 14 | ug/L | | 12/18/25 16:35 | 12/23/25 12:01 | 5 |
| 2-Nitrophenol | ND | H | 51 | 33 | ug/L | | 12/18/25 16:35 | 12/23/25 12:01 | 5 |
| 3 & 4 Methylphenol | ND | H | 21 | 1.3 | ug/L | | 12/18/25 16:35 | 12/23/25 12:01 | 5 |
| 4,6-Dinitro-2-methylphenol | ND | H *1 | 51 | 19 | ug/L | | 12/18/25 16:35 | 12/23/25 12:01 | 5 |
| 4-Chloro-3-methylphenol | ND | H | 51 | 18 | ug/L | | 12/18/25 16:35 | 12/23/25 12:01 | 5 |
| 4-Nitrophenol | ND | H *1 | 51 | 22 | ug/L | | 12/18/25 16:35 | 12/23/25 12:01 | 5 |
| Aniline | ND | | 0.20 | 0.079 | ug/L | | 12/11/25 14:05 | 12/13/25 02:39 | 1 |
| Hexachloroethane | ND | *1 | 0.20 | 0.043 | ug/L | | 12/11/25 14:05 | 12/13/25 02:39 | 1 |
| Dimethyl phthalate | ND | | 5.0 | 0.99 | ug/L | | 12/11/25 14:05 | 12/13/25 02:39 | 1 |
| Benzidine | ND | *1 | 5.0 | 1.8 | ug/L | | 12/11/25 14:05 | 12/13/25 02:39 | 1 |
| Benzoic acid | ND | H | 210 | 91 | ug/L | | 12/18/25 16:35 | 12/23/25 12:01 | 5 |
| Isophorone | 0.17 | J I | 2.0 | 0.13 | ug/L | | 12/11/25 14:05 | 12/13/25 02:39 | 1 |
| Dibenzofuran | 0.66 | | 0.20 | 0.041 | ug/L | | 12/11/25 14:05 | 12/13/25 02:39 | 1 |
| Bis(2-ethylhexyl) phthalate | ND | *1 | 5.0 | 1.8 | ug/L | | 12/11/25 14:05 | 12/13/25 02:39 | 1 |
| N-Nitrosodi-n-propylamine | ND | | 0.20 | 0.062 | ug/L | | 12/11/25 14:05 | 12/13/25 02:39 | 1 |
| 4-Chlorophenyl phenyl ether | ND | | 0.20 | 0.035 | ug/L | | 12/11/25 14:05 | 12/13/25 02:39 | 1 |
| Hexachlorobenzene | ND | *1 | 0.20 | 0.039 | ug/L | | 12/11/25 14:05 | 12/13/25 02:39 | 1 |
| Di-n-octyl phthalate | ND | *1 | 5.0 | 2.1 | ug/L | | 12/11/25 14:05 | 12/13/25 02:39 | 1 |
| Hexachlorobutadiene | ND | *1 | 0.20 | 0.069 | ug/L | | 12/11/25 14:05 | 12/13/25 02:39 | 1 |
| Pentachlorophenol | ND | H | 51 | 36 | ug/L | | 12/18/25 16:35 | 12/23/25 12:01 | 5 |
| Phenol | 2.3 | J H | 10 | 1.9 | ug/L | | 12/18/25 16:35 | 12/23/25 12:01 | 5 |
| Di-n-butyl phthalate | ND | | 5.0 | 2.5 | ug/L | | 12/11/25 14:05 | 12/13/25 02:39 | 1 |
| 1,2,4-Trichlorobenzene | ND | | 0.20 | 0.042 | ug/L | | 12/11/25 14:05 | 12/13/25 02:39 | 1 |
| 2,4-Dinitrotoluene | ND | | 0.20 | 0.069 | ug/L | | 12/11/25 14:05 | 12/13/25 02:39 | 1 |
| 4-Nitroaniline | ND | | 5.0 | 0.95 | ug/L | | 12/11/25 14:05 | 12/13/25 02:39 | 1 |
| 1,3-Dichlorobenzene | ND | *1 | 0.20 | 0.024 | ug/L | | 12/11/25 14:05 | 12/13/25 02:39 | 1 |
| Nitrobenzene | ND | | 0.20 | 0.049 | ug/L | | 12/11/25 14:05 | 12/13/25 02:39 | 1 |
| Pyridine | ND | | 5.0 | 1.2 | ug/L | | 12/11/25 14:05 | 12/13/25 02:39 | 1 |
| 3,3'-Dichlorobenzidine | ND | | 5.0 | 3.4 | ug/L | | 12/11/25 14:05 | 12/13/25 02:39 | 1 |
| 2-Nitroaniline | ND | | 5.0 | 1.5 | ug/L | | 12/11/25 14:05 | 12/13/25 02:39 | 1 |
| 4-Bromophenyl phenyl ether | ND | | 0.20 | 0.055 | ug/L | | 12/11/25 14:05 | 12/13/25 02:39 | 1 |
| Diethyl phthalate | ND | | 5.0 | 1.1 | ug/L | | 12/11/25 14:05 | 12/13/25 02:39 | 1 |
| 1,2-Dichlorobenzene | ND | | 0.20 | 0.025 | ug/L | | 12/11/25 14:05 | 12/13/25 02:39 | 1 |
| 2,2'-oxybis[1-chloropropane] | ND | | 0.20 | 0.081 | ug/L | | 12/11/25 14:05 | 12/13/25 02:39 | 1 |
| N-Nitrosodiphenylamine | ND | | 0.20 | 0.052 | ug/L | | 12/11/25 14:05 | 12/13/25 02:39 | 1 |
| Bis(2-chloroethyl)ether | ND | | 0.20 | 0.051 | ug/L | | 12/11/25 14:05 | 12/13/25 02:39 | 1 |
| Azobenzene | ND | | 1.0 | 0.13 | ug/L | | 12/11/25 14:05 | 12/13/25 02:39 | 1 |
| Butyl benzyl phthalate | ND | | 5.0 | 1.7 | ug/L | | 12/11/25 14:05 | 12/13/25 02:39 | 1 |
| Hexachlorocyclopentadiene | ND | *1 | 0.20 | 0.030 | ug/L | | 12/11/25 14:05 | 12/13/25 02:39 | 1 |
| 4-Chloroaniline | ND | | 5.0 | 2.0 | ug/L | | 12/11/25 14:05 | 12/13/25 02:39 | 1 |
| 3-Nitroaniline | ND | | 5.0 | 1.5 | ug/L | | 12/11/25 14:05 | 12/13/25 02:39 | 1 |
| 2,6-Dinitrotoluene | ND | | 0.20 | 0.077 | ug/L | | 12/11/25 14:05 | 12/13/25 02:39 | 1 |
| N-Nitrosodimethylamine | ND | | 0.20 | 0.018 | ug/L | | 12/11/25 14:05 | 12/13/25 02:39 | 1 |
| Benzyl alcohol | ND | | 1.0 | 0.38 | ug/L | | 12/11/25 14:05 | 12/13/25 02:39 | 1 |
| 1,4-Dichlorobenzene | ND | *1 | 0.20 | 0.032 | ug/L | | 12/11/25 14:05 | 12/13/25 02:39 | 1 |
| Bis(2-chloroethoxy)methane | ND | | 0.20 | 0.052 | ug/L | | 12/11/25 14:05 | 12/13/25 02:39 | 1 |
| 2-Chloronaphthalene | ND | | 0.20 | 0.037 | ug/L | | 12/11/25 14:05 | 12/13/25 02:39 | 1 |

Eurofins Calscience

Client Sample Results

Client: Stantec Consulting Services Inc
 Project/Site: ExxonMobil Gladiola Station / 238000257

Job ID: 570-258142-1

Client Sample ID: MW3

Lab Sample ID: 570-258142-1

Date Collected: 12/05/25 10:15

Matrix: Water

Date Received: 12/08/25 09:45

| Surrogate | %Recovery | Qualifier | Limits | Prepared | Analyzed | Dil Fac |
|-----------------------------|-----------|-----------|----------|----------------|----------------|---------|
| 2,4,6-Tribromophenol (Surr) | 133 | | 19 - 190 | 12/18/25 16:35 | 12/23/25 12:01 | 5 |
| 2-Fluorobiphenyl (Surr) | 133 | | 31 - 169 | 12/18/25 16:35 | 12/23/25 12:01 | 5 |
| 2-Fluorobiphenyl (Surr) | 63 | | 31 - 169 | 12/11/25 14:05 | 12/13/25 02:39 | 1 |
| 2-Fluorobiphenyl (Surr) | 74 | | 31 - 169 | 12/11/25 14:05 | 12/16/25 16:58 | 5 |
| Nitrobenzene-d5 (Surr) | 99 | | 37 - 188 | 12/11/25 14:05 | 12/13/25 02:39 | 1 |
| Nitrobenzene-d5 (Surr) | 96 | | 37 - 188 | 12/11/25 14:05 | 12/16/25 16:58 | 5 |
| p-Terphenyl-d14 (Surr) | 55 | | 17 - 155 | 12/11/25 14:05 | 12/13/25 02:39 | 1 |
| p-Terphenyl-d14 (Surr) | 55 | | 17 - 155 | 12/11/25 14:05 | 12/16/25 16:58 | 5 |
| 2-Fluorophenol (Surr) | 90 | | 23 - 108 | 12/18/25 16:35 | 12/23/25 12:01 | 5 |
| Nitrobenzene-d5 (Surr) | 134 | | 37 - 188 | 12/18/25 16:35 | 12/23/25 12:01 | 5 |
| p-Terphenyl-d14 (Surr) | 141 | | 17 - 155 | 12/18/25 16:35 | 12/23/25 12:01 | 5 |
| Phenol-d6 (Surr) | 54 | | 17 - 130 | 12/18/25 16:35 | 12/23/25 12:01 | 5 |

Method: EPA 300.0 - Anions, Ion Chromatography

| Analyte | Result | Qualifier | RL | MDL | Unit | D | Prepared | Analyzed | Dil Fac |
|----------|--------|-----------|------|-------|------|---|----------|----------------|---------|
| Chloride | 23 | | 1.0 | 0.36 | mg/L | | | 12/16/25 08:32 | 1 |
| Fluoride | 3.9 | | 0.10 | 0.046 | mg/L | | | 12/16/25 08:32 | 1 |

Method: EPA 200.8 - Metals (ICP/MS) - Total Recoverable

| Analyte | Result | Qualifier | RL | MDL | Unit | D | Prepared | Analyzed | Dil Fac |
|---------|--------|-----------|------|-------|------|---|----------------|----------------|---------|
| Uranium | 0.524 | J | 1.00 | 0.207 | ug/L | | 12/11/25 08:21 | 12/12/25 22:51 | 1 |

Method: EPA 245.1 - Mercury (CVAA)

| Analyte | Result | Qualifier | RL | MDL | Unit | D | Prepared | Analyzed | Dil Fac |
|---------|--------|-----------|----------|----------|------|---|----------------|----------------|---------|
| Mercury | ND | | 0.000200 | 0.000124 | mg/L | | 12/11/25 13:05 | 12/11/25 15:46 | 1 |

Method: SW846 6010B - Metals (ICP) - Total Recoverable

| Analyte | Result | Qualifier | RL | MDL | Unit | D | Prepared | Analyzed | Dil Fac |
|-----------|--------|-----------|--------|----------|------|---|----------------|----------------|---------|
| Arsenic | 0.0212 | J | 0.100 | 0.00986 | mg/L | | 12/18/25 08:30 | 12/18/25 20:36 | 1 |
| Barium | 8.68 | | 0.0100 | 0.00713 | mg/L | | 12/18/25 08:30 | 12/18/25 20:36 | 1 |
| Cadmium | ND | | 0.0100 | 0.000449 | mg/L | | 12/18/25 08:30 | 12/18/25 20:36 | 1 |
| Chromium | 0.0365 | J | 0.0500 | 0.00814 | mg/L | | 12/18/25 08:30 | 12/18/25 20:36 | 1 |
| Lead | ND | | 0.0500 | 0.00447 | mg/L | | 12/18/25 08:30 | 12/18/25 20:36 | 1 |
| Selenium | ND | | 0.0500 | 0.0145 | mg/L | | 12/18/25 08:30 | 12/18/25 20:36 | 1 |
| Silver | ND | | 0.0100 | 0.00679 | mg/L | | 12/18/25 08:30 | 12/18/25 20:36 | 1 |
| Beryllium | ND | | 0.0100 | 0.00296 | mg/L | | 12/18/25 08:30 | 12/18/25 20:36 | 1 |
| Thallium | ND | | 0.0500 | 0.00670 | mg/L | | 12/18/25 08:30 | 12/18/25 20:36 | 1 |

General Chemistry

| Analyte | Result | Qualifier | RL | MDL | Unit | D | Prepared | Analyzed | Dil Fac |
|-----------------------------------|--------|-----------|--------|---------|------|---|----------------|----------------|---------|
| Total Dissolved Solids (SM 2540C) | 1520 | | 20.0 | 11.5 | mg/L | | | 12/11/25 15:27 | 1 |
| Cyanide, Total (SM 4500 CN E) | ND | | 0.0250 | 0.00930 | mg/L | | 12/10/25 10:55 | 12/10/25 12:52 | 1 |

Client Sample ID: MW6

Lab Sample ID: 570-258142-2

Date Collected: 12/05/25 10:45

Matrix: Water

Date Received: 12/08/25 09:45

Method: SW846 8260B - Volatile Organic Compounds (GC/MS)

| Analyte | Result | Qualifier | RL | MDL | Unit | D | Prepared | Analyzed | Dil Fac |
|--------------|--------|-----------|------|------|------|---|----------|----------------|---------|
| Benzene | ND | | 0.50 | 0.14 | ug/L | | | 12/09/25 23:22 | 1 |
| Toluene | ND | | 0.50 | 0.14 | ug/L | | | 12/09/25 23:22 | 1 |
| Ethylbenzene | ND | | 0.50 | 0.16 | ug/L | | | 12/09/25 23:22 | 1 |

Eurofins Calscience

Client Sample Results

Client: Stantec Consulting Services Inc
 Project/Site: ExxonMobil Gladiola Station / 238000257

Job ID: 570-258142-1

Client Sample ID: MW6

Lab Sample ID: 570-258142-2

Date Collected: 12/05/25 10:45

Matrix: Water

Date Received: 12/08/25 09:45

Method: SW846 8260B - Volatile Organic Compounds (GC/MS) (Continued)

| Analyte | Result | Qualifier | RL | MDL | Unit | D | Prepared | Analyzed | Dil Fac |
|---------------------------------------|------------|-----------|------|------|------|---|----------|----------------|---------|
| o-Xylene | ND | | 0.50 | 0.18 | ug/L | | | 12/09/25 23:22 | 1 |
| m,p-Xylene | ND | | 1.0 | 0.39 | ug/L | | | 12/09/25 23:22 | 1 |
| Xylenes, Total | ND | | 1.0 | 0.39 | ug/L | | | 12/09/25 23:22 | 1 |
| Methyl-t-Butyl Ether (MTBE) | ND | | 0.50 | 0.14 | ug/L | | | 12/09/25 23:22 | 1 |
| 1,1,1,2-Tetrachloroethane | ND | | 0.50 | 0.20 | ug/L | | | 12/09/25 23:22 | 1 |
| 1,1,1-Trichloroethane | ND | | 0.50 | 0.20 | ug/L | | | 12/09/25 23:22 | 1 |
| 1,1,2,2-Tetrachloroethane | ND | | 0.50 | 0.14 | ug/L | | | 12/09/25 23:22 | 1 |
| 1,1,2-Trichloroethane | ND | | 0.50 | 0.18 | ug/L | | | 12/09/25 23:22 | 1 |
| 1,1,2-Trichloro-1,2,2-trifluoroethane | ND | | 0.50 | 0.25 | ug/L | | | 12/09/25 23:22 | 1 |
| 1,1-Dichloroethane | ND | | 0.50 | 0.21 | ug/L | | | 12/09/25 23:22 | 1 |
| 1,1-Dichloroethene | ND | | 0.50 | 0.21 | ug/L | | | 12/09/25 23:22 | 1 |
| 1,1-Dichloropropene | ND | | 0.50 | 0.16 | ug/L | | | 12/09/25 23:22 | 1 |
| 1,2,3-Trichlorobenzene | ND | | 0.50 | 0.26 | ug/L | | | 12/09/25 23:22 | 1 |
| 1,2,3-Trichloropropane | ND | | 0.50 | 0.31 | ug/L | | | 12/09/25 23:22 | 1 |
| 1,2,4-Trichlorobenzene | ND | | 0.50 | 0.26 | ug/L | | | 12/09/25 23:22 | 1 |
| 1,2,4-Trimethylbenzene | 1.8 | | 0.50 | 0.22 | ug/L | | | 12/09/25 23:22 | 1 |
| 1,3,5-Trimethylbenzene | ND | | 0.50 | 0.19 | ug/L | | | 12/09/25 23:22 | 1 |
| c-1,2-Dichloroethene | ND | | 0.50 | 0.16 | ug/L | | | 12/09/25 23:22 | 1 |
| 1,2-Dibromo-3-Chloropropane | ND | | 1.0 | 0.84 | ug/L | | | 12/09/25 23:22 | 1 |
| 1,2-Dichlorobenzene | ND | | 0.50 | 0.14 | ug/L | | | 12/09/25 23:22 | 1 |
| 1,2-Dichloroethane | ND | | 0.50 | 0.14 | ug/L | | | 12/09/25 23:22 | 1 |
| 1,2-Dichloropropane | ND | | 0.50 | 0.14 | ug/L | | | 12/09/25 23:22 | 1 |
| t-1,2-Dichloroethene | ND | | 0.50 | 0.22 | ug/L | | | 12/09/25 23:22 | 1 |
| c-1,3-Dichloropropene | ND | | 0.50 | 0.15 | ug/L | | | 12/09/25 23:22 | 1 |
| 1,3-Dichlorobenzene | ND | | 0.50 | 0.16 | ug/L | | | 12/09/25 23:22 | 1 |
| 1,3-Dichloropropane | ND | | 0.50 | 0.19 | ug/L | | | 12/09/25 23:22 | 1 |
| t-1,3-Dichloropropene | ND | | 0.50 | 0.21 | ug/L | | | 12/09/25 23:22 | 1 |
| 1,4-Dichlorobenzene | ND | | 0.50 | 0.11 | ug/L | | | 12/09/25 23:22 | 1 |
| 2,2-Dichloropropane | ND | | 0.50 | 0.26 | ug/L | | | 12/09/25 23:22 | 1 |
| 2-Chlorotoluene | ND | | 0.50 | 0.23 | ug/L | | | 12/09/25 23:22 | 1 |
| 4-Chlorotoluene | ND | | 0.50 | 0.24 | ug/L | | | 12/09/25 23:22 | 1 |
| 4-Methyl-2-pentanone | ND | | 5.0 | 1.6 | ug/L | | | 12/09/25 23:22 | 1 |
| Acetone | ND | | 8.0 | 3.6 | ug/L | | | 12/09/25 23:22 | 1 |
| Bromobenzene | ND | | 0.50 | 0.14 | ug/L | | | 12/09/25 23:22 | 1 |
| Bromochloromethane | ND | | 1.0 | 0.27 | ug/L | | | 12/09/25 23:22 | 1 |
| Bromoform | ND | | 0.50 | 0.28 | ug/L | | | 12/09/25 23:22 | 1 |
| Bromomethane | ND | | 2.0 | 1.9 | ug/L | | | 12/09/25 23:22 | 1 |
| Carbon disulfide | ND | | 1.0 | 0.32 | ug/L | | | 12/09/25 23:22 | 1 |
| Carbon tetrachloride | ND | | 0.50 | 0.27 | ug/L | | | 12/09/25 23:22 | 1 |
| Chlorobenzene | ND | | 0.50 | 0.12 | ug/L | | | 12/09/25 23:22 | 1 |
| Dibromochloromethane | ND | | 0.50 | 0.21 | ug/L | | | 12/09/25 23:22 | 1 |
| Chloroethane | ND | | 0.50 | 0.38 | ug/L | | | 12/09/25 23:22 | 1 |
| Chloroform | ND | | 0.50 | 0.25 | ug/L | | | 12/09/25 23:22 | 1 |
| Chloromethane | ND | | 1.0 | 0.65 | ug/L | | | 12/09/25 23:22 | 1 |
| Dibromomethane | ND | | 0.50 | 0.16 | ug/L | | | 12/09/25 23:22 | 1 |
| Bromodichloromethane | ND | | 0.50 | 0.15 | ug/L | | | 12/09/25 23:22 | 1 |
| Dichlorodifluoromethane | ND | | 1.0 | 0.51 | ug/L | | | 12/09/25 23:22 | 1 |
| 1,2-Dibromoethane | ND | | 0.50 | 0.27 | ug/L | | | 12/09/25 23:22 | 1 |
| Hexachloro-1,3-butadiene | ND | | 1.0 | 0.26 | ug/L | | | 12/09/25 23:22 | 1 |

Eurofins Calscience

Client Sample Results

Client: Stantec Consulting Services Inc
Project/Site: ExxonMobil Gladiola Station / 238000257

Job ID: 570-258142-1

Client Sample ID: MW6

Lab Sample ID: 570-258142-2

Date Collected: 12/05/25 10:45

Matrix: Water

Date Received: 12/08/25 09:45

Method: SW846 8260B - Volatile Organic Compounds (GC/MS) (Continued)

| Analyte | Result | Qualifier | RL | MDL | Unit | D | Prepared | Analyzed | Dil Fac |
|------------------------------|------------|-----------|----------|------|------|---|----------|----------------|---------|
| Isopropylbenzene | ND | | 0.50 | 0.21 | ug/L | | | 12/09/25 23:22 | 1 |
| 2-Butanone | ND | | 5.0 | 2.9 | ug/L | | | 12/09/25 23:22 | 1 |
| Methylene Chloride | ND | | 1.0 | 0.40 | ug/L | | | 12/09/25 23:22 | 1 |
| 2-Hexanone | ND | | 6.0 | 2.0 | ug/L | | | 12/09/25 23:22 | 1 |
| Naphthalene | ND | | 1.0 | 0.55 | ug/L | | | 12/09/25 23:22 | 1 |
| n-Butylbenzene | ND | | 0.50 | 0.24 | ug/L | | | 12/09/25 23:22 | 1 |
| N-Propylbenzene | ND | | 0.50 | 0.18 | ug/L | | | 12/09/25 23:22 | 1 |
| p-Isopropyltoluene | 2.6 | | 0.50 | 0.20 | ug/L | | | 12/09/25 23:22 | 1 |
| sec-Butylbenzene | 4.8 | | 0.50 | 0.20 | ug/L | | | 12/09/25 23:22 | 1 |
| Styrene | ND | | 0.50 | 0.27 | ug/L | | | 12/09/25 23:22 | 1 |
| tert-Butylbenzene | 1.2 | | 0.50 | 0.21 | ug/L | | | 12/09/25 23:22 | 1 |
| Tetrachloroethene | ND | | 0.50 | 0.16 | ug/L | | | 12/09/25 23:22 | 1 |
| Trichloroethene | ND | | 0.50 | 0.15 | ug/L | | | 12/09/25 23:22 | 1 |
| Trichlorofluoromethane | ND | | 0.50 | 0.26 | ug/L | | | 12/09/25 23:22 | 1 |
| Vinyl chloride | ND | | 0.50 | 0.23 | ug/L | | | 12/09/25 23:22 | 1 |
| Surrogate | %Recovery | Qualifier | Limits | | | | Prepared | Analyzed | Dil Fac |
| 1,2-Dichloroethane-d4 (Surr) | 107 | | 64 - 132 | | | | | 12/09/25 23:22 | 1 |
| 4-Bromofluorobenzene (Surr) | 113 | | 76 - 120 | | | | | 12/09/25 23:22 | 1 |
| Dibromofluoromethane (Surr) | 105 | | 80 - 120 | | | | | 12/09/25 23:22 | 1 |
| Toluene-d8 (Surr) | 105 | | 80 - 120 | | | | | 12/09/25 23:22 | 1 |

Method: SW846 8270E - Semivolatile Organic Compounds (GC-MS/MS)

| Analyte | Result | Qualifier | RL | MDL | Unit | D | Prepared | Analyzed | Dil Fac |
|------------------------|------------|-----------|-------|-------|------|---|----------------|----------------|---------|
| 1-Methylnaphthalene | ND | | 0.099 | 0.018 | ug/L | | 12/11/25 14:05 | 12/12/25 19:13 | 1 |
| 2-Methylnaphthalene | ND | | 0.099 | 0.014 | ug/L | | 12/11/25 14:05 | 12/12/25 19:13 | 1 |
| Acenaphthene | 4.2 | | 0.099 | 0.015 | ug/L | | 12/11/25 14:05 | 12/12/25 19:13 | 1 |
| Acenaphthylene | ND | | 0.099 | 0.015 | ug/L | | 12/11/25 14:05 | 12/12/25 19:13 | 1 |
| Anthracene | ND | | 0.099 | 0.015 | ug/L | | 12/11/25 14:05 | 12/12/25 19:13 | 1 |
| 2,4,5-Trichlorophenol | ND | H | 45 | 26 | ug/L | | 12/18/25 16:35 | 12/23/25 12:25 | 5 |
| Benzo[g,h,i]perylene | ND | | 0.099 | 0.021 | ug/L | | 12/11/25 14:05 | 12/12/25 19:13 | 1 |
| Benzo[k]fluoranthene | ND | | 0.099 | 0.022 | ug/L | | 12/11/25 14:05 | 12/12/25 19:13 | 1 |
| 2,4,6-Trichlorophenol | ND | H | 45 | 29 | ug/L | | 12/18/25 16:35 | 12/23/25 12:25 | 5 |
| Benzo[a]anthracene | ND | *1 | 0.099 | 0.010 | ug/L | | 12/11/25 14:05 | 12/12/25 19:13 | 1 |
| 2,4-Dichlorophenol | ND | H | 45 | 23 | ug/L | | 12/18/25 16:35 | 12/23/25 12:25 | 5 |
| Benzo[a]pyrene | ND | | 0.099 | 0.017 | ug/L | | 12/11/25 14:05 | 12/12/25 19:13 | 1 |
| 2,4-Dimethylphenol | ND | H | 1.8 | 0.50 | ug/L | | 12/18/25 16:35 | 12/23/25 12:25 | 5 |
| Benzo[b]fluoranthene | ND | | 0.099 | 0.018 | ug/L | | 12/11/25 14:05 | 12/12/25 19:13 | 1 |
| 2,4-Dinitrophenol | ND | H | 45 | 17 | ug/L | | 12/18/25 16:35 | 12/23/25 12:25 | 5 |
| Chrysene | 4.8 | *1 | 0.099 | 0.037 | ug/L | | 12/11/25 14:05 | 12/12/25 19:13 | 1 |
| Dibenz(a,h)anthracene | ND | | 0.099 | 0.069 | ug/L | | 12/11/25 14:05 | 12/12/25 19:13 | 1 |
| 2,6-Dichlorophenol | ND | H | 45 | 25 | ug/L | | 12/18/25 16:35 | 12/23/25 12:25 | 5 |
| Fluoranthene | ND | | 0.099 | 0.012 | ug/L | | 12/11/25 14:05 | 12/12/25 19:13 | 1 |
| Fluorene | ND | | 0.099 | 0.016 | ug/L | | 12/11/25 14:05 | 12/12/25 19:13 | 1 |
| Indeno[1,2,3-cd]pyrene | ND | | 0.099 | 0.019 | ug/L | | 12/11/25 14:05 | 12/12/25 19:13 | 1 |
| 2-Chlorophenol | ND | H | 1.8 | 0.49 | ug/L | | 12/18/25 16:35 | 12/23/25 12:25 | 5 |
| Naphthalene | ND | | 0.099 | 0.020 | ug/L | | 12/11/25 14:05 | 12/12/25 19:13 | 1 |
| Phenanthrene | 4.1 | | 0.099 | 0.014 | ug/L | | 12/11/25 14:05 | 12/12/25 19:13 | 1 |
| Pyrene | ND | | 0.099 | 0.014 | ug/L | | 12/11/25 14:05 | 12/12/25 19:13 | 1 |
| 2-Methylphenol | ND | H | 45 | 13 | ug/L | | 12/18/25 16:35 | 12/23/25 12:25 | 5 |

Eurofins Calscience

Client Sample Results

Client: Stantec Consulting Services Inc
 Project/Site: ExxonMobil Gladiola Station / 238000257

Job ID: 570-258142-1

Client Sample ID: MW6

Lab Sample ID: 570-258142-2

Date Collected: 12/05/25 10:45

Matrix: Water

Date Received: 12/08/25 09:45

Method: SW846 8270E - Semivolatile Organic Compounds (GC-MS/MS) (Continued)

| Analyte | Result | Qualifier | RL | MDL | Unit | D | Prepared | Analyzed | Dil Fac |
|------------------------------------|------------------|------------------|---------------|-------|------|---|-----------------|-----------------|----------------|
| 2-Nitrophenol | ND | H | 45 | 29 | ug/L | | 12/18/25 16:35 | 12/23/25 12:25 | 5 |
| 3 & 4 Methylphenol | ND | H | 18 | 1.2 | ug/L | | 12/18/25 16:35 | 12/23/25 12:25 | 5 |
| 4,6-Dinitro-2-methylphenol | ND | H *1 | 45 | 17 | ug/L | | 12/18/25 16:35 | 12/23/25 12:25 | 5 |
| 4-Chloro-3-methylphenol | ND | H | 45 | 16 | ug/L | | 12/18/25 16:35 | 12/23/25 12:25 | 5 |
| 4-Nitrophenol | ND | H *1 | 45 | 19 | ug/L | | 12/18/25 16:35 | 12/23/25 12:25 | 5 |
| Aniline | ND | | 0.20 | 0.078 | ug/L | | 12/11/25 14:05 | 12/12/25 19:13 | 1 |
| Hexachloroethane | ND | *1 | 0.20 | 0.042 | ug/L | | 12/11/25 14:05 | 12/12/25 19:13 | 1 |
| Dimethyl phthalate | ND | | 4.9 | 0.97 | ug/L | | 12/11/25 14:05 | 12/12/25 19:13 | 1 |
| Benzidine | ND | *1 | 4.9 | 1.8 | ug/L | | 12/11/25 14:05 | 12/12/25 19:13 | 1 |
| Benzoic acid | ND | H | 180 | 80 | ug/L | | 12/18/25 16:35 | 12/23/25 12:25 | 5 |
| Isophorone | ND | | 2.0 | 0.13 | ug/L | | 12/11/25 14:05 | 12/12/25 19:13 | 1 |
| Dibenzofuran | 2.4 | I | 0.20 | 0.040 | ug/L | | 12/11/25 14:05 | 12/12/25 19:13 | 1 |
| Bis(2-ethylhexyl) phthalate | 3.4 | J *1 | 4.9 | 1.8 | ug/L | | 12/11/25 14:05 | 12/12/25 19:13 | 1 |
| N-Nitrosodi-n-propylamine | ND | | 0.20 | 0.061 | ug/L | | 12/11/25 14:05 | 12/12/25 19:13 | 1 |
| 4-Chlorophenyl phenyl ether | ND | | 0.20 | 0.034 | ug/L | | 12/11/25 14:05 | 12/12/25 19:13 | 1 |
| Hexachlorobenzene | ND | *1 | 0.20 | 0.039 | ug/L | | 12/11/25 14:05 | 12/12/25 19:13 | 1 |
| Di-n-octyl phthalate | ND | *1 | 4.9 | 2.1 | ug/L | | 12/11/25 14:05 | 12/12/25 19:13 | 1 |
| Hexachlorobutadiene | ND | *1 | 0.20 | 0.068 | ug/L | | 12/11/25 14:05 | 12/12/25 19:13 | 1 |
| Pentachlorophenol | ND | H | 45 | 32 | ug/L | | 12/18/25 16:35 | 12/23/25 12:25 | 5 |
| Phenol | ND | H | 9.1 | 1.7 | ug/L | | 12/18/25 16:35 | 12/23/25 12:25 | 5 |
| Di-n-butyl phthalate | ND | | 4.9 | 2.4 | ug/L | | 12/11/25 14:05 | 12/12/25 19:13 | 1 |
| 1,2,4-Trichlorobenzene | ND | | 0.20 | 0.041 | ug/L | | 12/11/25 14:05 | 12/12/25 19:13 | 1 |
| 2,4-Dinitrotoluene | ND | | 0.20 | 0.068 | ug/L | | 12/11/25 14:05 | 12/12/25 19:13 | 1 |
| 4-Nitroaniline | ND | | 4.9 | 0.93 | ug/L | | 12/11/25 14:05 | 12/12/25 19:13 | 1 |
| 1,3-Dichlorobenzene | ND | *1 | 0.20 | 0.024 | ug/L | | 12/11/25 14:05 | 12/12/25 19:13 | 1 |
| Nitrobenzene | ND | | 0.20 | 0.048 | ug/L | | 12/11/25 14:05 | 12/12/25 19:13 | 1 |
| Pyridine | ND | | 4.9 | 1.2 | ug/L | | 12/11/25 14:05 | 12/12/25 19:13 | 1 |
| 3,3'-Dichlorobenzidine | ND | | 4.9 | 3.3 | ug/L | | 12/11/25 14:05 | 12/12/25 19:13 | 1 |
| 2-Nitroaniline | ND | | 4.9 | 1.5 | ug/L | | 12/11/25 14:05 | 12/12/25 19:13 | 1 |
| 4-Bromophenyl phenyl ether | ND | | 0.20 | 0.054 | ug/L | | 12/11/25 14:05 | 12/12/25 19:13 | 1 |
| Diethyl phthalate | ND | | 4.9 | 1.0 | ug/L | | 12/11/25 14:05 | 12/12/25 19:13 | 1 |
| 1,2-Dichlorobenzene | ND | | 0.20 | 0.025 | ug/L | | 12/11/25 14:05 | 12/12/25 19:13 | 1 |
| 2,2'-oxybis[1-chloropropane] | ND | | 0.20 | 0.080 | ug/L | | 12/11/25 14:05 | 12/12/25 19:13 | 1 |
| N-Nitrosodiphenylamine | ND | | 0.20 | 0.051 | ug/L | | 12/11/25 14:05 | 12/12/25 19:13 | 1 |
| Bis(2-chloroethyl)ether | ND | | 0.20 | 0.050 | ug/L | | 12/11/25 14:05 | 12/12/25 19:13 | 1 |
| Azobenzene | ND | | 0.99 | 0.13 | ug/L | | 12/11/25 14:05 | 12/12/25 19:13 | 1 |
| Butyl benzyl phthalate | ND | | 4.9 | 1.7 | ug/L | | 12/11/25 14:05 | 12/12/25 19:13 | 1 |
| Hexachlorocyclopentadiene | ND | *1 | 0.20 | 0.029 | ug/L | | 12/11/25 14:05 | 12/12/25 19:13 | 1 |
| 4-Chloroaniline | ND | | 4.9 | 2.0 | ug/L | | 12/11/25 14:05 | 12/12/25 19:13 | 1 |
| 3-Nitroaniline | ND | | 4.9 | 1.5 | ug/L | | 12/11/25 14:05 | 12/12/25 19:13 | 1 |
| 2,6-Dinitrotoluene | ND | | 0.20 | 0.076 | ug/L | | 12/11/25 14:05 | 12/12/25 19:13 | 1 |
| N-Nitrosodimethylamine | ND | | 0.20 | 0.018 | ug/L | | 12/11/25 14:05 | 12/12/25 19:13 | 1 |
| Benzyl alcohol | ND | | 0.99 | 0.37 | ug/L | | 12/11/25 14:05 | 12/12/25 19:13 | 1 |
| 1,4-Dichlorobenzene | ND | *1 | 0.20 | 0.032 | ug/L | | 12/11/25 14:05 | 12/12/25 19:13 | 1 |
| Bis(2-chloroethoxy)methane | ND | | 0.20 | 0.051 | ug/L | | 12/11/25 14:05 | 12/12/25 19:13 | 1 |
| 2-Chloronaphthalene | ND | | 0.20 | 0.036 | ug/L | | 12/11/25 14:05 | 12/12/25 19:13 | 1 |
| Surrogate | %Recovery | Qualifier | Limits | | | | Prepared | Analyzed | Dil Fac |
| 2,4,6-Tribromophenol (Surr) | 129 | | 19 - 190 | | | | 12/18/25 16:35 | 12/23/25 12:25 | 5 |
| 2-Fluorobiphenyl (Surr) | 107 | | 31 - 169 | | | | 12/18/25 16:35 | 12/23/25 12:25 | 5 |

Euofins Calscience

Client Sample Results

Client: Stantec Consulting Services Inc
 Project/Site: ExxonMobil Gladiola Station / 238000257

Job ID: 570-258142-1

Client Sample ID: MW6

Lab Sample ID: 570-258142-2

Date Collected: 12/05/25 10:45

Matrix: Water

Date Received: 12/08/25 09:45

Method: SW846 8270E - Semivolatile Organic Compounds (GC-MS/MS) (Continued)

| Surrogate | %Recovery | Qualifier | Limits | Prepared | Analyzed | Dil Fac |
|-------------------------|-----------|-----------|----------|----------------|----------------|---------|
| 2-Fluorobiphenyl (Surr) | 79 | | 31 - 169 | 12/11/25 14:05 | 12/12/25 19:13 | 1 |
| Nitrobenzene-d5 (Surr) | 105 | | 37 - 188 | 12/11/25 14:05 | 12/12/25 19:13 | 1 |
| p-Terphenyl-d14 (Surr) | 66 | | 17 - 155 | 12/11/25 14:05 | 12/12/25 19:13 | 1 |
| 2-Fluorophenol (Surr) | 73 | | 23 - 108 | 12/18/25 16:35 | 12/23/25 12:25 | 5 |
| Nitrobenzene-d5 (Surr) | 113 | | 37 - 188 | 12/18/25 16:35 | 12/23/25 12:25 | 5 |
| p-Terphenyl-d14 (Surr) | 104 | | 17 - 155 | 12/18/25 16:35 | 12/23/25 12:25 | 5 |
| Phenol-d6 (Surr) | 52 | | 17 - 130 | 12/18/25 16:35 | 12/23/25 12:25 | 5 |

Method: EPA 300.0 - Anions, Ion Chromatography

| Analyte | Result | Qualifier | RL | MDL | Unit | D | Prepared | Analyzed | Dil Fac |
|----------|--------|-----------|------|-------|------|---|----------|----------------|---------|
| Chloride | 3.7 | | 1.0 | 0.36 | mg/L | | | 12/16/25 08:47 | 1 |
| Fluoride | 1.6 | | 0.10 | 0.046 | mg/L | | | 12/16/25 08:47 | 1 |

Method: EPA 200.8 - Metals (ICP/MS) - Total Recoverable

| Analyte | Result | Qualifier | RL | MDL | Unit | D | Prepared | Analyzed | Dil Fac |
|---------|--------|-----------|------|-------|------|---|----------------|----------------|---------|
| Uranium | 5.97 | | 1.00 | 0.207 | ug/L | | 12/18/25 06:41 | 12/18/25 15:42 | 1 |

Method: EPA 245.1 - Mercury (CVAA)

| Analyte | Result | Qualifier | RL | MDL | Unit | D | Prepared | Analyzed | Dil Fac |
|---------|--------|-----------|----------|----------|------|---|----------------|----------------|---------|
| Mercury | ND | | 0.000200 | 0.000124 | mg/L | | 12/10/25 09:19 | 12/10/25 16:13 | 1 |

Method: SW846 6010B - Metals (ICP) - Total Recoverable

| Analyte | Result | Qualifier | RL | MDL | Unit | D | Prepared | Analyzed | Dil Fac |
|-----------|--------|-----------|--------|----------|------|---|----------------|----------------|---------|
| Arsenic | 0.0312 | J | 0.100 | 0.00986 | mg/L | | 12/18/25 08:07 | 12/19/25 11:05 | 1 |
| Barium | 0.562 | | 0.0100 | 0.00713 | mg/L | | 12/18/25 08:07 | 12/19/25 11:05 | 1 |
| Cadmium | ND | | 0.0100 | 0.000449 | mg/L | | 12/18/25 08:07 | 12/19/25 11:05 | 1 |
| Chromium | ND | | 0.0500 | 0.00814 | mg/L | | 12/18/25 08:07 | 12/19/25 11:05 | 1 |
| Lead | ND | | 0.0500 | 0.00447 | mg/L | | 12/18/25 08:07 | 12/19/25 11:05 | 1 |
| Selenium | ND | | 0.0500 | 0.0145 | mg/L | | 12/18/25 08:07 | 12/19/25 11:05 | 1 |
| Silver | ND | | 0.0100 | 0.00679 | mg/L | | 12/18/25 08:07 | 12/19/25 11:05 | 1 |
| Beryllium | ND | | 0.0100 | 0.00296 | mg/L | | 12/18/25 08:07 | 12/19/25 11:05 | 1 |
| Thallium | ND | | 0.0500 | 0.00670 | mg/L | | 12/18/25 08:07 | 12/19/25 11:05 | 1 |

General Chemistry

| Analyte | Result | Qualifier | RL | MDL | Unit | D | Prepared | Analyzed | Dil Fac |
|-----------------------------------|--------|-----------|--------|---------|------|---|----------------|----------------|---------|
| Total Dissolved Solids (SM 2540C) | 590 | | 10.0 | 5.73 | mg/L | | | 12/11/25 15:27 | 1 |
| Cyanide, Total (SM 4500 CN E) | ND | | 0.0250 | 0.00930 | mg/L | | 12/10/25 10:55 | 12/10/25 12:52 | 1 |

Client Sample ID: MW11

Lab Sample ID: 570-258142-3

Date Collected: 12/05/25 09:00

Matrix: Water

Date Received: 12/08/25 09:45

Method: SW846 8260B - Volatile Organic Compounds (GC/MS)

| Analyte | Result | Qualifier | RL | MDL | Unit | D | Prepared | Analyzed | Dil Fac |
|-----------------------------|--------|-----------|------|------|------|---|----------|----------------|---------|
| Benzene | ND | | 0.50 | 0.14 | ug/L | | | 12/09/25 22:56 | 1 |
| Toluene | ND | | 0.50 | 0.14 | ug/L | | | 12/09/25 22:56 | 1 |
| Ethylbenzene | ND | | 0.50 | 0.16 | ug/L | | | 12/09/25 22:56 | 1 |
| o-Xylene | ND | | 0.50 | 0.18 | ug/L | | | 12/09/25 22:56 | 1 |
| m,p-Xylene | ND | | 1.0 | 0.39 | ug/L | | | 12/09/25 22:56 | 1 |
| Xylenes, Total | ND | | 1.0 | 0.39 | ug/L | | | 12/09/25 22:56 | 1 |
| Methyl-t-Butyl Ether (MTBE) | ND | | 0.50 | 0.14 | ug/L | | | 12/09/25 22:56 | 1 |

Eurofins Calscience

Client Sample Results

Client: Stantec Consulting Services Inc
 Project/Site: ExxonMobil Gladiola Station / 238000257

Job ID: 570-258142-1

Client Sample ID: MW11

Lab Sample ID: 570-258142-3

Date Collected: 12/05/25 09:00

Matrix: Water

Date Received: 12/08/25 09:45

Method: SW846 8260B - Volatile Organic Compounds (GC/MS) (Continued)

| Analyte | Result | Qualifier | RL | MDL | Unit | D | Prepared | Analyzed | Dil Fac |
|---------------------------------------|--------|-----------|------|------|------|---|----------|----------------|---------|
| 1,1,1,2-Tetrachloroethane | ND | | 0.50 | 0.20 | ug/L | | | 12/09/25 22:56 | 1 |
| 1,1,1-Trichloroethane | ND | | 0.50 | 0.20 | ug/L | | | 12/09/25 22:56 | 1 |
| 1,1,2,2-Tetrachloroethane | ND | | 0.50 | 0.14 | ug/L | | | 12/09/25 22:56 | 1 |
| 1,1,2-Trichloroethane | ND | | 0.50 | 0.18 | ug/L | | | 12/09/25 22:56 | 1 |
| 1,1,2-Trichloro-1,2,2-trifluoroethane | ND | | 0.50 | 0.25 | ug/L | | | 12/09/25 22:56 | 1 |
| 1,1-Dichloroethane | ND | | 0.50 | 0.21 | ug/L | | | 12/09/25 22:56 | 1 |
| 1,1-Dichloroethene | ND | | 0.50 | 0.21 | ug/L | | | 12/09/25 22:56 | 1 |
| 1,1-Dichloropropene | ND | | 0.50 | 0.16 | ug/L | | | 12/09/25 22:56 | 1 |
| 1,2,3-Trichlorobenzene | ND | | 0.50 | 0.26 | ug/L | | | 12/09/25 22:56 | 1 |
| 1,2,3-Trichloropropane | ND | | 0.50 | 0.31 | ug/L | | | 12/09/25 22:56 | 1 |
| 1,2,4-Trichlorobenzene | ND | | 0.50 | 0.26 | ug/L | | | 12/09/25 22:56 | 1 |
| 1,2,4-Trimethylbenzene | ND | | 0.50 | 0.22 | ug/L | | | 12/09/25 22:56 | 1 |
| 1,3,5-Trimethylbenzene | ND | | 0.50 | 0.19 | ug/L | | | 12/09/25 22:56 | 1 |
| c-1,2-Dichloroethene | ND | | 0.50 | 0.16 | ug/L | | | 12/09/25 22:56 | 1 |
| 1,2-Dibromo-3-Chloropropane | ND | | 1.0 | 0.84 | ug/L | | | 12/09/25 22:56 | 1 |
| 1,2-Dichlorobenzene | ND | | 0.50 | 0.14 | ug/L | | | 12/09/25 22:56 | 1 |
| 1,2-Dichloroethane | ND | | 0.50 | 0.14 | ug/L | | | 12/09/25 22:56 | 1 |
| 1,2-Dichloropropane | ND | | 0.50 | 0.14 | ug/L | | | 12/09/25 22:56 | 1 |
| t-1,2-Dichloroethene | ND | | 0.50 | 0.22 | ug/L | | | 12/09/25 22:56 | 1 |
| c-1,3-Dichloropropene | ND | | 0.50 | 0.15 | ug/L | | | 12/09/25 22:56 | 1 |
| 1,3-Dichlorobenzene | ND | | 0.50 | 0.16 | ug/L | | | 12/09/25 22:56 | 1 |
| 1,3-Dichloropropane | ND | | 0.50 | 0.19 | ug/L | | | 12/09/25 22:56 | 1 |
| t-1,3-Dichloropropene | ND | | 0.50 | 0.21 | ug/L | | | 12/09/25 22:56 | 1 |
| 1,4-Dichlorobenzene | ND | | 0.50 | 0.11 | ug/L | | | 12/09/25 22:56 | 1 |
| 2,2-Dichloropropane | ND | | 0.50 | 0.26 | ug/L | | | 12/09/25 22:56 | 1 |
| 2-Chlorotoluene | ND | | 0.50 | 0.23 | ug/L | | | 12/09/25 22:56 | 1 |
| 4-Chlorotoluene | ND | | 0.50 | 0.24 | ug/L | | | 12/09/25 22:56 | 1 |
| 4-Methyl-2-pentanone | ND | | 5.0 | 1.6 | ug/L | | | 12/09/25 22:56 | 1 |
| Acetone | ND | | 8.0 | 3.6 | ug/L | | | 12/09/25 22:56 | 1 |
| Bromobenzene | ND | | 0.50 | 0.14 | ug/L | | | 12/09/25 22:56 | 1 |
| Bromochloromethane | ND | | 1.0 | 0.27 | ug/L | | | 12/09/25 22:56 | 1 |
| Bromoform | ND | | 0.50 | 0.28 | ug/L | | | 12/09/25 22:56 | 1 |
| Bromomethane | ND | | 2.0 | 1.9 | ug/L | | | 12/09/25 22:56 | 1 |
| Carbon disulfide | ND | | 1.0 | 0.32 | ug/L | | | 12/09/25 22:56 | 1 |
| Carbon tetrachloride | ND | | 0.50 | 0.27 | ug/L | | | 12/09/25 22:56 | 1 |
| Chlorobenzene | ND | | 0.50 | 0.12 | ug/L | | | 12/09/25 22:56 | 1 |
| Dibromochloromethane | ND | | 0.50 | 0.21 | ug/L | | | 12/09/25 22:56 | 1 |
| Chloroethane | ND | | 0.50 | 0.38 | ug/L | | | 12/09/25 22:56 | 1 |
| Chloroform | ND | | 0.50 | 0.25 | ug/L | | | 12/09/25 22:56 | 1 |
| Chloromethane | ND | | 1.0 | 0.65 | ug/L | | | 12/09/25 22:56 | 1 |
| Dibromomethane | ND | | 0.50 | 0.16 | ug/L | | | 12/09/25 22:56 | 1 |
| Bromodichloromethane | ND | | 0.50 | 0.15 | ug/L | | | 12/09/25 22:56 | 1 |
| Dichlorodifluoromethane | ND | | 1.0 | 0.51 | ug/L | | | 12/09/25 22:56 | 1 |
| 1,2-Dibromoethane | ND | | 0.50 | 0.27 | ug/L | | | 12/09/25 22:56 | 1 |
| Hexachloro-1,3-butadiene | ND | | 1.0 | 0.26 | ug/L | | | 12/09/25 22:56 | 1 |
| Isopropylbenzene | ND | | 0.50 | 0.21 | ug/L | | | 12/09/25 22:56 | 1 |
| 2-Butanone | ND | | 5.0 | 2.9 | ug/L | | | 12/09/25 22:56 | 1 |
| Methylene Chloride | ND | | 1.0 | 0.40 | ug/L | | | 12/09/25 22:56 | 1 |
| 2-Hexanone | ND | | 6.0 | 2.0 | ug/L | | | 12/09/25 22:56 | 1 |

Eurofins Calscience

Client Sample Results

Client: Stantec Consulting Services Inc
 Project/Site: ExxonMobil Gladiola Station / 238000257

Job ID: 570-258142-1

Client Sample ID: MW11

Lab Sample ID: 570-258142-3

Date Collected: 12/05/25 09:00

Matrix: Water

Date Received: 12/08/25 09:45

Method: SW846 8260B - Volatile Organic Compounds (GC/MS) (Continued)

| Analyte | Result | Qualifier | RL | MDL | Unit | D | Prepared | Analyzed | Dil Fac |
|------------------------------|-----------|-----------|----------|------|------|---|----------|----------------|---------|
| Naphthalene | ND | | 1.0 | 0.55 | ug/L | | | 12/09/25 22:56 | 1 |
| n-Butylbenzene | ND | | 0.50 | 0.24 | ug/L | | | 12/09/25 22:56 | 1 |
| N-Propylbenzene | ND | | 0.50 | 0.18 | ug/L | | | 12/09/25 22:56 | 1 |
| p-Isopropyltoluene | ND | | 0.50 | 0.20 | ug/L | | | 12/09/25 22:56 | 1 |
| sec-Butylbenzene | ND | | 0.50 | 0.20 | ug/L | | | 12/09/25 22:56 | 1 |
| Styrene | ND | | 0.50 | 0.27 | ug/L | | | 12/09/25 22:56 | 1 |
| tert-Butylbenzene | ND | | 0.50 | 0.21 | ug/L | | | 12/09/25 22:56 | 1 |
| Tetrachloroethene | ND | | 0.50 | 0.16 | ug/L | | | 12/09/25 22:56 | 1 |
| Trichloroethene | ND | | 0.50 | 0.15 | ug/L | | | 12/09/25 22:56 | 1 |
| Trichlorofluoromethane | ND | | 0.50 | 0.26 | ug/L | | | 12/09/25 22:56 | 1 |
| Vinyl chloride | ND | | 0.50 | 0.23 | ug/L | | | 12/09/25 22:56 | 1 |
| Surrogate | | | | | | | | | |
| Surrogate | %Recovery | Qualifier | Limits | | | | Prepared | Analyzed | Dil Fac |
| 1,2-Dichloroethane-d4 (Surr) | 108 | | 64 - 132 | | | | | 12/09/25 22:56 | 1 |
| 4-Bromofluorobenzene (Surr) | 94 | | 76 - 120 | | | | | 12/09/25 22:56 | 1 |
| Dibromofluoromethane (Surr) | 108 | | 80 - 120 | | | | | 12/09/25 22:56 | 1 |
| Toluene-d8 (Surr) | 97 | | 80 - 120 | | | | | 12/09/25 22:56 | 1 |

Method: SW846 8270E - Semivolatile Organic Compounds (GC-MS/MS)

| Analyte | Result | Qualifier | RL | MDL | Unit | D | Prepared | Analyzed | Dil Fac |
|----------------------------|--------|-----------|-------|-------|------|---|----------------|----------------|---------|
| 1-Methylnaphthalene | ND | | 0.099 | 0.018 | ug/L | | 12/11/25 14:05 | 12/12/25 19:38 | 1 |
| 2-Methylnaphthalene | ND | | 0.099 | 0.014 | ug/L | | 12/11/25 14:05 | 12/12/25 19:38 | 1 |
| Acenaphthene | ND | | 0.099 | 0.015 | ug/L | | 12/11/25 14:05 | 12/12/25 19:38 | 1 |
| Acenaphthylene | ND | | 0.099 | 0.015 | ug/L | | 12/11/25 14:05 | 12/12/25 19:38 | 1 |
| Anthracene | ND | | 0.099 | 0.015 | ug/L | | 12/11/25 14:05 | 12/12/25 19:38 | 1 |
| 2,4,5-Trichlorophenol | ND | H | 45 | 25 | ug/L | | 12/18/25 16:35 | 12/23/25 12:49 | 5 |
| Benzo[g,h,i]perylene | ND | | 0.099 | 0.021 | ug/L | | 12/11/25 14:05 | 12/12/25 19:38 | 1 |
| Benzo[k]fluoranthene | ND | | 0.099 | 0.022 | ug/L | | 12/11/25 14:05 | 12/12/25 19:38 | 1 |
| 2,4,6-Trichlorophenol | ND | H | 45 | 29 | ug/L | | 12/18/25 16:35 | 12/23/25 12:49 | 5 |
| Benzo[a]anthracene | ND | *1 | 0.099 | 0.010 | ug/L | | 12/11/25 14:05 | 12/12/25 19:38 | 1 |
| 2,4-Dichlorophenol | ND | H | 45 | 23 | ug/L | | 12/18/25 16:35 | 12/23/25 12:49 | 5 |
| Benzo[a]pyrene | ND | | 0.099 | 0.017 | ug/L | | 12/11/25 14:05 | 12/12/25 19:38 | 1 |
| 2,4-Dimethylphenol | ND | H | 1.8 | 0.49 | ug/L | | 12/18/25 16:35 | 12/23/25 12:49 | 5 |
| Benzo[b]fluoranthene | ND | | 0.099 | 0.018 | ug/L | | 12/11/25 14:05 | 12/12/25 19:38 | 1 |
| 2,4-Dinitrophenol | ND | H | 45 | 16 | ug/L | | 12/18/25 16:35 | 12/23/25 12:49 | 5 |
| Chrysene | ND | *1 | 0.099 | 0.037 | ug/L | | 12/11/25 14:05 | 12/12/25 19:38 | 1 |
| Dibenz(a,h)anthracene | ND | | 0.099 | 0.069 | ug/L | | 12/11/25 14:05 | 12/12/25 19:38 | 1 |
| 2,6-Dichlorophenol | ND | H | 45 | 25 | ug/L | | 12/18/25 16:35 | 12/23/25 12:49 | 5 |
| Fluoranthene | ND | | 0.099 | 0.012 | ug/L | | 12/11/25 14:05 | 12/12/25 19:38 | 1 |
| Fluorene | ND | | 0.099 | 0.016 | ug/L | | 12/11/25 14:05 | 12/12/25 19:38 | 1 |
| Indeno[1,2,3-cd]pyrene | ND | | 0.099 | 0.019 | ug/L | | 12/11/25 14:05 | 12/12/25 19:38 | 1 |
| 2-Chlorophenol | ND | H | 1.8 | 0.48 | ug/L | | 12/18/25 16:35 | 12/23/25 12:49 | 5 |
| Naphthalene | ND | | 0.099 | 0.020 | ug/L | | 12/11/25 14:05 | 12/12/25 19:38 | 1 |
| Phenanthrene | ND | | 0.099 | 0.014 | ug/L | | 12/11/25 14:05 | 12/12/25 19:38 | 1 |
| Pyrene | ND | | 0.099 | 0.014 | ug/L | | 12/11/25 14:05 | 12/12/25 19:38 | 1 |
| 2-Methylphenol | ND | H | 45 | 12 | ug/L | | 12/18/25 16:35 | 12/23/25 12:49 | 5 |
| 2-Nitrophenol | ND | H | 45 | 29 | ug/L | | 12/18/25 16:35 | 12/23/25 12:49 | 5 |
| 3 & 4 Methylphenol | ND | H | 18 | 1.1 | ug/L | | 12/18/25 16:35 | 12/23/25 12:49 | 5 |
| 4,6-Dinitro-2-methylphenol | ND | H *1 | 45 | 16 | ug/L | | 12/18/25 16:35 | 12/23/25 12:49 | 5 |
| 4-Chloro-3-methylphenol | ND | H | 45 | 15 | ug/L | | 12/18/25 16:35 | 12/23/25 12:49 | 5 |

Eurofins Calscience

Client Sample Results

Client: Stantec Consulting Services Inc
 Project/Site: ExxonMobil Gladiola Station / 238000257

Job ID: 570-258142-1

Client Sample ID: MW11

Lab Sample ID: 570-258142-3

Date Collected: 12/05/25 09:00

Matrix: Water

Date Received: 12/08/25 09:45

Method: SW846 8270E - Semivolatile Organic Compounds (GC-MS/MS) (Continued)

| Analyte | Result | Qualifier | RL | MDL | Unit | D | Prepared | Analyzed | Dil Fac |
|------------------------------|--------|-----------|------|-------|------|---|----------------|----------------|---------|
| 4-Nitrophenol | ND | H *1 | 45 | 19 | ug/L | | 12/18/25 16:35 | 12/23/25 12:49 | 5 |
| Aniline | ND | | 0.20 | 0.078 | ug/L | | 12/11/25 14:05 | 12/12/25 19:38 | 1 |
| Hexachloroethane | ND | *1 | 0.20 | 0.042 | ug/L | | 12/11/25 14:05 | 12/12/25 19:38 | 1 |
| Dimethyl phthalate | ND | | 4.9 | 0.97 | ug/L | | 12/11/25 14:05 | 12/12/25 19:38 | 1 |
| Benzidine | ND | *1 | 4.9 | 1.8 | ug/L | | 12/11/25 14:05 | 12/12/25 19:38 | 1 |
| Benzoic acid | ND | H | 180 | 78 | ug/L | | 12/18/25 16:35 | 12/23/25 12:49 | 5 |
| Isophorone | ND | | 2.0 | 0.13 | ug/L | | 12/11/25 14:05 | 12/12/25 19:38 | 1 |
| Dibenzofuran | ND | | 0.20 | 0.040 | ug/L | | 12/11/25 14:05 | 12/12/25 19:38 | 1 |
| Bis(2-ethylhexyl) phthalate | ND | *1 | 4.9 | 1.8 | ug/L | | 12/11/25 14:05 | 12/12/25 19:38 | 1 |
| N-Nitrosodi-n-propylamine | ND | | 0.20 | 0.061 | ug/L | | 12/11/25 14:05 | 12/12/25 19:38 | 1 |
| 4-Chlorophenyl phenyl ether | ND | | 0.20 | 0.034 | ug/L | | 12/11/25 14:05 | 12/12/25 19:38 | 1 |
| Hexachlorobenzene | ND | *1 | 0.20 | 0.039 | ug/L | | 12/11/25 14:05 | 12/12/25 19:38 | 1 |
| Di-n-octyl phthalate | ND | *1 | 4.9 | 2.1 | ug/L | | 12/11/25 14:05 | 12/12/25 19:38 | 1 |
| Hexachlorobutadiene | ND | *1 | 0.20 | 0.068 | ug/L | | 12/11/25 14:05 | 12/12/25 19:38 | 1 |
| Pentachlorophenol | ND | H | 45 | 31 | ug/L | | 12/18/25 16:35 | 12/23/25 12:49 | 5 |
| Phenol | ND | H | 8.9 | 1.6 | ug/L | | 12/18/25 16:35 | 12/23/25 12:49 | 5 |
| Di-n-butyl phthalate | ND | | 4.9 | 2.4 | ug/L | | 12/11/25 14:05 | 12/12/25 19:38 | 1 |
| 1,2,4-Trichlorobenzene | ND | | 0.20 | 0.041 | ug/L | | 12/11/25 14:05 | 12/12/25 19:38 | 1 |
| 2,4-Dinitrotoluene | ND | | 0.20 | 0.068 | ug/L | | 12/11/25 14:05 | 12/12/25 19:38 | 1 |
| 4-Nitroaniline | ND | | 4.9 | 0.93 | ug/L | | 12/11/25 14:05 | 12/12/25 19:38 | 1 |
| 1,3-Dichlorobenzene | ND | *1 | 0.20 | 0.024 | ug/L | | 12/11/25 14:05 | 12/12/25 19:38 | 1 |
| Nitrobenzene | ND | | 0.20 | 0.048 | ug/L | | 12/11/25 14:05 | 12/12/25 19:38 | 1 |
| Pyridine | ND | | 4.9 | 1.2 | ug/L | | 12/11/25 14:05 | 12/12/25 19:38 | 1 |
| 3,3'-Dichlorobenzidine | ND | | 4.9 | 3.3 | ug/L | | 12/11/25 14:05 | 12/12/25 19:38 | 1 |
| 2-Nitroaniline | ND | | 4.9 | 1.5 | ug/L | | 12/11/25 14:05 | 12/12/25 19:38 | 1 |
| 4-Bromophenyl phenyl ether | ND | | 0.20 | 0.054 | ug/L | | 12/11/25 14:05 | 12/12/25 19:38 | 1 |
| Diethyl phthalate | ND | | 4.9 | 1.0 | ug/L | | 12/11/25 14:05 | 12/12/25 19:38 | 1 |
| 1,2-Dichlorobenzene | ND | | 0.20 | 0.025 | ug/L | | 12/11/25 14:05 | 12/12/25 19:38 | 1 |
| 2,2'-oxybis[1-chloropropane] | ND | | 0.20 | 0.080 | ug/L | | 12/11/25 14:05 | 12/12/25 19:38 | 1 |
| N-Nitrosodiphenylamine | ND | | 0.20 | 0.051 | ug/L | | 12/11/25 14:05 | 12/12/25 19:38 | 1 |
| Bis(2-chloroethyl)ether | ND | | 0.20 | 0.050 | ug/L | | 12/11/25 14:05 | 12/12/25 19:38 | 1 |
| Azobenzene | ND | | 0.99 | 0.13 | ug/L | | 12/11/25 14:05 | 12/12/25 19:38 | 1 |
| Butyl benzyl phthalate | ND | | 4.9 | 1.7 | ug/L | | 12/11/25 14:05 | 12/12/25 19:38 | 1 |
| Hexachlorocyclopentadiene | ND | *1 | 0.20 | 0.029 | ug/L | | 12/11/25 14:05 | 12/12/25 19:38 | 1 |
| 4-Chloroaniline | ND | | 4.9 | 2.0 | ug/L | | 12/11/25 14:05 | 12/12/25 19:38 | 1 |
| 3-Nitroaniline | ND | | 4.9 | 1.5 | ug/L | | 12/11/25 14:05 | 12/12/25 19:38 | 1 |
| 2,6-Dinitrotoluene | ND | | 0.20 | 0.076 | ug/L | | 12/11/25 14:05 | 12/12/25 19:38 | 1 |
| N-Nitrosodimethylamine | ND | | 0.20 | 0.018 | ug/L | | 12/11/25 14:05 | 12/12/25 19:38 | 1 |
| Benzyl alcohol | ND | | 0.99 | 0.37 | ug/L | | 12/11/25 14:05 | 12/12/25 19:38 | 1 |
| 1,4-Dichlorobenzene | ND | *1 | 0.20 | 0.032 | ug/L | | 12/11/25 14:05 | 12/12/25 19:38 | 1 |
| Bis(2-chloroethoxy)methane | ND | | 0.20 | 0.051 | ug/L | | 12/11/25 14:05 | 12/12/25 19:38 | 1 |
| 2-Chloronaphthalene | ND | | 0.20 | 0.036 | ug/L | | 12/11/25 14:05 | 12/12/25 19:38 | 1 |

| Surrogate | %Recovery | Qualifier | Limits | Prepared | Analyzed | Dil Fac |
|-----------------------------|-----------|-----------|----------|----------------|----------------|---------|
| 2,4,6-Tribromophenol (Surr) | 150 | | 19 - 190 | 12/18/25 16:35 | 12/23/25 12:49 | 5 |
| 2-Fluorobiphenyl (Surr) | 140 | | 31 - 169 | 12/18/25 16:35 | 12/23/25 12:49 | 5 |
| 2-Fluorobiphenyl (Surr) | 97 | | 31 - 169 | 12/11/25 14:05 | 12/12/25 19:38 | 1 |
| Nitrobenzene-d5 (Surr) | 96 | | 37 - 188 | 12/11/25 14:05 | 12/12/25 19:38 | 1 |
| p-Terphenyl-d14 (Surr) | 52 | | 17 - 155 | 12/11/25 14:05 | 12/12/25 19:38 | 1 |
| 2-Fluorophenol (Surr) | 88 | | 23 - 108 | 12/18/25 16:35 | 12/23/25 12:49 | 5 |

Eurofins Calscience

Client Sample Results

Client: Stantec Consulting Services Inc
 Project/Site: ExxonMobil Gladiola Station / 238000257

Job ID: 570-258142-1

Client Sample ID: MW11

Lab Sample ID: 570-258142-3

Date Collected: 12/05/25 09:00

Matrix: Water

Date Received: 12/08/25 09:45

Method: SW846 8270E - Semivolatile Organic Compounds (GC-MS/MS) (Continued)

| Surrogate | %Recovery | Qualifier | Limits | Prepared | Analyzed | Dil Fac |
|------------------------|-----------|-----------|----------|----------------|----------------|---------|
| Nitrobenzene-d5 (Surr) | 135 | | 37 - 188 | 12/18/25 16:35 | 12/23/25 12:49 | 5 |
| p-Terphenyl-d14 (Surr) | 105 | | 17 - 155 | 12/18/25 16:35 | 12/23/25 12:49 | 5 |
| Phenol-d6 (Surr) | 54 | | 17 - 130 | 12/18/25 16:35 | 12/23/25 12:49 | 5 |

Method: EPA 300.0 - Anions, Ion Chromatography

| Analyte | Result | Qualifier | RL | MDL | Unit | D | Prepared | Analyzed | Dil Fac |
|----------|--------|-----------|------|-------|------|---|----------|----------------|---------|
| Fluoride | 1.9 | | 0.10 | 0.046 | mg/L | | | 12/16/25 09:02 | 1 |

Method: EPA 300.0 - Anions, Ion Chromatography - DL

| Analyte | Result | Qualifier | RL | MDL | Unit | D | Prepared | Analyzed | Dil Fac |
|----------|--------|-----------|----|-----|------|---|----------|----------------|---------|
| Chloride | 190 | | 10 | 3.6 | mg/L | | | 12/16/25 11:00 | 10 |

Method: EPA 200.8 - Metals (ICP/MS) - Total Recoverable

| Analyte | Result | Qualifier | RL | MDL | Unit | D | Prepared | Analyzed | Dil Fac |
|---------|--------|-----------|------|-------|------|---|----------------|----------------|---------|
| Uranium | 7.11 | | 1.00 | 0.207 | ug/L | | 12/18/25 06:41 | 12/18/25 15:39 | 1 |

Method: EPA 245.1 - Mercury (CVAA)

| Analyte | Result | Qualifier | RL | MDL | Unit | D | Prepared | Analyzed | Dil Fac |
|---------|--------|-----------|----------|----------|------|---|----------------|----------------|---------|
| Mercury | ND | | 0.000200 | 0.000124 | mg/L | | 12/10/25 09:19 | 12/10/25 16:15 | 1 |

Method: SW846 6010B - Metals (ICP) - Total Recoverable

| Analyte | Result | Qualifier | RL | MDL | Unit | D | Prepared | Analyzed | Dil Fac |
|-----------|--------|-----------|--------|----------|------|---|----------------|----------------|---------|
| Arsenic | 0.0104 | J | 0.100 | 0.00986 | mg/L | | 12/18/25 08:07 | 12/19/25 11:03 | 1 |
| Barium | 0.0447 | | 0.0100 | 0.00713 | mg/L | | 12/18/25 08:07 | 12/19/25 11:03 | 1 |
| Cadmium | ND | | 0.0100 | 0.000449 | mg/L | | 12/18/25 08:07 | 12/19/25 11:03 | 1 |
| Chromium | ND | | 0.0500 | 0.00814 | mg/L | | 12/18/25 08:07 | 12/19/25 11:03 | 1 |
| Lead | ND | | 0.0500 | 0.00447 | mg/L | | 12/18/25 08:07 | 12/19/25 11:03 | 1 |
| Selenium | ND | | 0.0500 | 0.0145 | mg/L | | 12/18/25 08:07 | 12/19/25 11:03 | 1 |
| Silver | ND | | 0.0100 | 0.00679 | mg/L | | 12/18/25 08:07 | 12/19/25 11:03 | 1 |
| Beryllium | ND | | 0.0100 | 0.00296 | mg/L | | 12/18/25 08:07 | 12/19/25 11:03 | 1 |
| Thallium | ND | | 0.0500 | 0.00670 | mg/L | | 12/18/25 08:07 | 12/19/25 11:03 | 1 |

General Chemistry

| Analyte | Result | Qualifier | RL | MDL | Unit | D | Prepared | Analyzed | Dil Fac |
|-----------------------------------|--------|-----------|--------|---------|------|---|----------------|----------------|---------|
| Total Dissolved Solids (SM 2540C) | 891 | | 10.0 | 5.73 | mg/L | | | 12/11/25 15:46 | 1 |
| Cyanide, Total (SM 4500 CN E) | ND | | 0.0250 | 0.00930 | mg/L | | 12/10/25 10:55 | 12/10/25 12:55 | 1 |

Client Sample ID: Trip Blank

Lab Sample ID: 570-258142-4

Date Collected: 12/05/25 09:00

Matrix: Water

Date Received: 12/08/25 09:45

Method: SW846 8260B - Volatile Organic Compounds (GC/MS)

| Analyte | Result | Qualifier | RL | MDL | Unit | D | Prepared | Analyzed | Dil Fac |
|-----------------------------|--------|-----------|------|------|------|---|----------|----------------|---------|
| Benzene | ND | | 0.50 | 0.14 | ug/L | | | 12/09/25 22:30 | 1 |
| Toluene | ND | | 0.50 | 0.14 | ug/L | | | 12/09/25 22:30 | 1 |
| Ethylbenzene | ND | | 0.50 | 0.16 | ug/L | | | 12/09/25 22:30 | 1 |
| o-Xylene | ND | | 0.50 | 0.18 | ug/L | | | 12/09/25 22:30 | 1 |
| m,p-Xylene | ND | | 1.0 | 0.39 | ug/L | | | 12/09/25 22:30 | 1 |
| Xylenes, Total | ND | | 1.0 | 0.39 | ug/L | | | 12/09/25 22:30 | 1 |
| Methyl-t-Butyl Ether (MTBE) | ND | | 0.50 | 0.14 | ug/L | | | 12/09/25 22:30 | 1 |
| 1,1,1,2-Tetrachloroethane | ND | | 0.50 | 0.20 | ug/L | | | 12/09/25 22:30 | 1 |

Eurofins Calscience

Client Sample Results

Client: Stantec Consulting Services Inc
 Project/Site: ExxonMobil Gladiola Station / 238000257

Job ID: 570-258142-1

Client Sample ID: Trip Blank

Lab Sample ID: 570-258142-4

Date Collected: 12/05/25 09:00

Matrix: Water

Date Received: 12/08/25 09:45

Method: SW846 8260B - Volatile Organic Compounds (GC/MS) (Continued)

| Analyte | Result | Qualifier | RL | MDL | Unit | D | Prepared | Analyzed | Dil Fac |
|---------------------------------------|--------|-----------|------|------|------|---|----------|----------------|---------|
| 1,1,1-Trichloroethane | ND | | 0.50 | 0.20 | ug/L | | | 12/09/25 22:30 | 1 |
| 1,1,2,2-Tetrachloroethane | ND | | 0.50 | 0.14 | ug/L | | | 12/09/25 22:30 | 1 |
| 1,1,2-Trichloroethane | ND | | 0.50 | 0.18 | ug/L | | | 12/09/25 22:30 | 1 |
| 1,1,2-Trichloro-1,2,2-trifluoroethane | ND | | 0.50 | 0.25 | ug/L | | | 12/09/25 22:30 | 1 |
| 1,1-Dichloroethane | ND | | 0.50 | 0.21 | ug/L | | | 12/09/25 22:30 | 1 |
| 1,1-Dichloroethene | ND | | 0.50 | 0.21 | ug/L | | | 12/09/25 22:30 | 1 |
| 1,1-Dichloropropene | ND | | 0.50 | 0.16 | ug/L | | | 12/09/25 22:30 | 1 |
| 1,2,3-Trichlorobenzene | ND | | 0.50 | 0.26 | ug/L | | | 12/09/25 22:30 | 1 |
| 1,2,3-Trichloropropane | ND | | 0.50 | 0.31 | ug/L | | | 12/09/25 22:30 | 1 |
| 1,2,4-Trichlorobenzene | ND | | 0.50 | 0.26 | ug/L | | | 12/09/25 22:30 | 1 |
| 1,2,4-Trimethylbenzene | ND | | 0.50 | 0.22 | ug/L | | | 12/09/25 22:30 | 1 |
| 1,3,5-Trimethylbenzene | ND | | 0.50 | 0.19 | ug/L | | | 12/09/25 22:30 | 1 |
| c-1,2-Dichloroethene | ND | | 0.50 | 0.16 | ug/L | | | 12/09/25 22:30 | 1 |
| 1,2-Dibromo-3-Chloropropane | ND | | 1.0 | 0.84 | ug/L | | | 12/09/25 22:30 | 1 |
| 1,2-Dichlorobenzene | ND | | 0.50 | 0.14 | ug/L | | | 12/09/25 22:30 | 1 |
| 1,2-Dichloroethane | ND | | 0.50 | 0.14 | ug/L | | | 12/09/25 22:30 | 1 |
| 1,2-Dichloropropane | ND | | 0.50 | 0.14 | ug/L | | | 12/09/25 22:30 | 1 |
| t-1,2-Dichloroethene | ND | | 0.50 | 0.22 | ug/L | | | 12/09/25 22:30 | 1 |
| c-1,3-Dichloropropene | ND | | 0.50 | 0.15 | ug/L | | | 12/09/25 22:30 | 1 |
| 1,3-Dichlorobenzene | ND | | 0.50 | 0.16 | ug/L | | | 12/09/25 22:30 | 1 |
| 1,3-Dichloropropane | ND | | 0.50 | 0.19 | ug/L | | | 12/09/25 22:30 | 1 |
| t-1,3-Dichloropropene | ND | | 0.50 | 0.21 | ug/L | | | 12/09/25 22:30 | 1 |
| 1,4-Dichlorobenzene | ND | | 0.50 | 0.11 | ug/L | | | 12/09/25 22:30 | 1 |
| 2,2-Dichloropropane | ND | | 0.50 | 0.26 | ug/L | | | 12/09/25 22:30 | 1 |
| 2-Chlorotoluene | ND | | 0.50 | 0.23 | ug/L | | | 12/09/25 22:30 | 1 |
| 4-Chlorotoluene | ND | | 0.50 | 0.24 | ug/L | | | 12/09/25 22:30 | 1 |
| 4-Methyl-2-pentanone | ND | | 5.0 | 1.6 | ug/L | | | 12/09/25 22:30 | 1 |
| Acetone | ND | | 8.0 | 3.6 | ug/L | | | 12/09/25 22:30 | 1 |
| Bromobenzene | ND | | 0.50 | 0.14 | ug/L | | | 12/09/25 22:30 | 1 |
| Bromochloromethane | ND | | 1.0 | 0.27 | ug/L | | | 12/09/25 22:30 | 1 |
| Bromoform | ND | | 0.50 | 0.28 | ug/L | | | 12/09/25 22:30 | 1 |
| Bromomethane | ND | | 2.0 | 1.9 | ug/L | | | 12/09/25 22:30 | 1 |
| Carbon disulfide | ND | | 1.0 | 0.32 | ug/L | | | 12/09/25 22:30 | 1 |
| Carbon tetrachloride | ND | | 0.50 | 0.27 | ug/L | | | 12/09/25 22:30 | 1 |
| Chlorobenzene | ND | | 0.50 | 0.12 | ug/L | | | 12/09/25 22:30 | 1 |
| Dibromochloromethane | ND | | 0.50 | 0.21 | ug/L | | | 12/09/25 22:30 | 1 |
| Chloroethane | ND | | 0.50 | 0.38 | ug/L | | | 12/09/25 22:30 | 1 |
| Chloroform | ND | | 0.50 | 0.25 | ug/L | | | 12/09/25 22:30 | 1 |
| Chloromethane | ND | | 1.0 | 0.65 | ug/L | | | 12/09/25 22:30 | 1 |
| Dibromomethane | ND | | 0.50 | 0.16 | ug/L | | | 12/09/25 22:30 | 1 |
| Bromodichloromethane | ND | | 0.50 | 0.15 | ug/L | | | 12/09/25 22:30 | 1 |
| Dichlorodifluoromethane | ND | | 1.0 | 0.51 | ug/L | | | 12/09/25 22:30 | 1 |
| 1,2-Dibromoethane | ND | | 0.50 | 0.27 | ug/L | | | 12/09/25 22:30 | 1 |
| Hexachloro-1,3-butadiene | ND | | 1.0 | 0.26 | ug/L | | | 12/09/25 22:30 | 1 |
| Isopropylbenzene | ND | | 0.50 | 0.21 | ug/L | | | 12/09/25 22:30 | 1 |
| 2-Butanone | ND | | 5.0 | 2.9 | ug/L | | | 12/09/25 22:30 | 1 |
| Methylene Chloride | ND | | 1.0 | 0.40 | ug/L | | | 12/09/25 22:30 | 1 |
| 2-Hexanone | ND | | 6.0 | 2.0 | ug/L | | | 12/09/25 22:30 | 1 |
| Naphthalene | ND | | 1.0 | 0.55 | ug/L | | | 12/09/25 22:30 | 1 |

Eurofins Calscience

Client Sample Results

Client: Stantec Consulting Services Inc
 Project/Site: ExxonMobil Gladiola Station / 238000257

Job ID: 570-258142-1

Client Sample ID: Trip Blank

Lab Sample ID: 570-258142-4

Date Collected: 12/05/25 09:00

Matrix: Water

Date Received: 12/08/25 09:45

Method: SW846 8260B - Volatile Organic Compounds (GC/MS) (Continued)

| Analyte | Result | Qualifier | RL | MDL | Unit | D | Prepared | Analyzed | Dil Fac |
|------------------------------|-----------|-----------|----------|------|------|---|----------|----------------|---------|
| n-Butylbenzene | ND | | 0.50 | 0.24 | ug/L | | | 12/09/25 22:30 | 1 |
| N-Propylbenzene | ND | | 0.50 | 0.18 | ug/L | | | 12/09/25 22:30 | 1 |
| p-Isopropyltoluene | ND | | 0.50 | 0.20 | ug/L | | | 12/09/25 22:30 | 1 |
| sec-Butylbenzene | ND | | 0.50 | 0.20 | ug/L | | | 12/09/25 22:30 | 1 |
| Styrene | ND | | 0.50 | 0.27 | ug/L | | | 12/09/25 22:30 | 1 |
| tert-Butylbenzene | ND | | 0.50 | 0.21 | ug/L | | | 12/09/25 22:30 | 1 |
| Tetrachloroethene | ND | | 0.50 | 0.16 | ug/L | | | 12/09/25 22:30 | 1 |
| Trichloroethene | ND | | 0.50 | 0.15 | ug/L | | | 12/09/25 22:30 | 1 |
| Trichlorofluoromethane | ND | | 0.50 | 0.26 | ug/L | | | 12/09/25 22:30 | 1 |
| Vinyl chloride | ND | | 0.50 | 0.23 | ug/L | | | 12/09/25 22:30 | 1 |
| Surrogate | %Recovery | Qualifier | Limits | | | | Prepared | Analyzed | Dil Fac |
| 1,2-Dichloroethane-d4 (Surr) | 112 | | 64 - 132 | | | | | 12/09/25 22:30 | 1 |
| 4-Bromofluorobenzene (Surr) | 92 | | 76 - 120 | | | | | 12/09/25 22:30 | 1 |
| Dibromofluoromethane (Surr) | 107 | | 80 - 120 | | | | | 12/09/25 22:30 | 1 |
| Toluene-d8 (Surr) | 100 | | 80 - 120 | | | | | 12/09/25 22:30 | 1 |

Surrogate Summary

Client: Stantec Consulting Services Inc
 Project/Site: ExxonMobil Gladiola Station / 238000257

Job ID: 570-258142-1

Method: 8260B - Volatile Organic Compounds (GC/MS)

Matrix: Water

Prep Type: Total/NA

| Lab Sample ID | Client Sample ID | Percent Surrogate Recovery (Acceptance Limits) | | | |
|---------------------|------------------------|--|-----------------|------------------|-----------------|
| | | DCA (64-132) | BFB (76-120) | DBFM (80-120) | TOL (80-120) |
| 570-258142-1 | MW3 | 99 | 98 | 97 | 101 |
| 570-258142-2 | MW6 | 107 | 113 | 105 | 105 |
| 570-258142-3 | MW11 | 108 | 94 | 108 | 97 |
| 570-258142-4 | Trip Blank | 112 | 92 | 107 | 100 |
| LCS 570-667303/1002 | Lab Control Sample | 103 | 101 | 102 | 102 |
| LCSD 570-667303/3 | Lab Control Sample Dup | 103 | 99 | 103 | 100 |
| MB 570-667303/5 | Method Blank | 106 | 96 | 105 | 99 |

Surrogate Legend

DCA = 1,2-Dichloroethane-d4 (Surr)
 BFB = 4-Bromofluorobenzene (Surr)
 DBFM = Dibromofluoromethane (Surr)
 TOL = Toluene-d8 (Surr)

Method: 8270E - Semivolatile Organic Compounds (GC-MS/MS)

Matrix: Water

Prep Type: Total/NA

| Lab Sample ID | Client Sample ID | Percent Surrogate Recovery (Acceptance Limits) | | | | | |
|---------------------|------------------------|--|-----------------|-----------------|--------------------|-----------------|------------------|
| | | TBP (19-190) | FBP (31-169) | NBZ (37-188) | TPHd14 (17-155) | 2FP (23-108) | PHL6 (17-130) |
| 570-258142-1 | MW3 | | 63 | 99 | 55 | | |
| 570-258142-1 | MW3 | | 74 | 96 | 55 | | |
| 570-258142-1 | MW3 | 133 | 133 | 134 | 141 | 90 | 54 |
| 570-258142-2 | MW6 | | 79 | 105 | 66 | | |
| 570-258142-2 | MW6 | 129 | 107 | 113 | 104 | 73 | 52 |
| 570-258142-3 | MW11 | | 97 | 96 | 52 | | |
| 570-258142-3 | MW11 | 150 | 140 | 135 | 105 | 88 | 54 |
| LCS 570-668598/2-A | Lab Control Sample | | 82 | 113 | 45 | | |
| LCS 570-672271/2-A | Lab Control Sample | 99 | 80 | 113 | 90 | 64 | 47 |
| LCSD 570-668598/3-A | Lab Control Sample Dup | | 74 | 97 | 42 | | |
| LCSD 570-672271/3-A | Lab Control Sample Dup | 109 | 90 | 121 | 89 | 71 | 49 |
| MB 570-668598/1-A | Method Blank | | 75 | 94 | 64 | | |
| MB 570-672271/1-A | Method Blank | 95 | 103 | 120 | 113 | 72 | 49 |

Surrogate Legend

TBP = 2,4,6-Tribromophenol (Surr)
 FBP = 2-Fluorobiphenyl (Surr)
 NBZ = Nitrobenzene-d5 (Surr)
 TPHd14 = p-Terphenyl-d14 (Surr)
 2FP = 2-Fluorophenol (Surr)
 PHL6 = Phenol-d6 (Surr)

Eurofins Calscience

QC Sample Results

Client: Stantec Consulting Services Inc
 Project/Site: ExxonMobil Gladiola Station / 238000257

Job ID: 570-258142-1

Method: 8260B - Volatile Organic Compounds (GC/MS)

Lab Sample ID: MB 570-667303/5
 Matrix: Water
 Analysis Batch: 667303

Client Sample ID: Method Blank
 Prep Type: Total/NA

| Analyte | MB | MB | RL | MDL | Unit | D | Prepared | Analyzed | Dil Fac |
|---------------------------------------|--------|-----------|------|------|------|---|----------|----------------|---------|
| | Result | Qualifier | | | | | | | |
| Benzene | ND | | 0.50 | 0.14 | ug/L | | | 12/09/25 20:45 | 1 |
| Toluene | ND | | 0.50 | 0.14 | ug/L | | | 12/09/25 20:45 | 1 |
| Ethylbenzene | ND | | 0.50 | 0.16 | ug/L | | | 12/09/25 20:45 | 1 |
| o-Xylene | ND | | 0.50 | 0.18 | ug/L | | | 12/09/25 20:45 | 1 |
| m,p-Xylene | ND | | 1.0 | 0.39 | ug/L | | | 12/09/25 20:45 | 1 |
| Xylenes, Total | ND | | 1.0 | 0.39 | ug/L | | | 12/09/25 20:45 | 1 |
| Methyl-t-Butyl Ether (MTBE) | ND | | 0.50 | 0.14 | ug/L | | | 12/09/25 20:45 | 1 |
| 1,1,1,2-Tetrachloroethane | ND | | 0.50 | 0.20 | ug/L | | | 12/09/25 20:45 | 1 |
| 1,1,1-Trichloroethane | ND | | 0.50 | 0.20 | ug/L | | | 12/09/25 20:45 | 1 |
| 1,1,2,2-Tetrachloroethane | ND | | 0.50 | 0.14 | ug/L | | | 12/09/25 20:45 | 1 |
| 1,1,2-Trichloroethane | ND | | 0.50 | 0.18 | ug/L | | | 12/09/25 20:45 | 1 |
| 1,1,2-Trichloro-1,2,2-trifluoroethane | ND | | 0.50 | 0.25 | ug/L | | | 12/09/25 20:45 | 1 |
| 1,1-Dichloroethane | ND | | 0.50 | 0.21 | ug/L | | | 12/09/25 20:45 | 1 |
| 1,1-Dichloroethene | ND | | 0.50 | 0.21 | ug/L | | | 12/09/25 20:45 | 1 |
| 1,1-Dichloropropene | ND | | 0.50 | 0.16 | ug/L | | | 12/09/25 20:45 | 1 |
| 1,2,3-Trichlorobenzene | ND | | 0.50 | 0.26 | ug/L | | | 12/09/25 20:45 | 1 |
| 1,2,3-Trichloropropane | ND | | 0.50 | 0.31 | ug/L | | | 12/09/25 20:45 | 1 |
| 1,2,4-Trichlorobenzene | ND | | 0.50 | 0.26 | ug/L | | | 12/09/25 20:45 | 1 |
| 1,2,4-Trimethylbenzene | ND | | 0.50 | 0.22 | ug/L | | | 12/09/25 20:45 | 1 |
| 1,3,5-Trimethylbenzene | ND | | 0.50 | 0.19 | ug/L | | | 12/09/25 20:45 | 1 |
| c-1,2-Dichloroethene | ND | | 0.50 | 0.16 | ug/L | | | 12/09/25 20:45 | 1 |
| 1,2-Dibromo-3-Chloropropane | ND | | 1.0 | 0.84 | ug/L | | | 12/09/25 20:45 | 1 |
| 1,2-Dichlorobenzene | ND | | 0.50 | 0.14 | ug/L | | | 12/09/25 20:45 | 1 |
| 1,2-Dichloroethane | ND | | 0.50 | 0.14 | ug/L | | | 12/09/25 20:45 | 1 |
| 1,2-Dichloropropane | ND | | 0.50 | 0.14 | ug/L | | | 12/09/25 20:45 | 1 |
| t-1,2-Dichloroethene | ND | | 0.50 | 0.22 | ug/L | | | 12/09/25 20:45 | 1 |
| c-1,3-Dichloropropene | ND | | 0.50 | 0.15 | ug/L | | | 12/09/25 20:45 | 1 |
| 1,3-Dichlorobenzene | ND | | 0.50 | 0.16 | ug/L | | | 12/09/25 20:45 | 1 |
| 1,3-Dichloropropane | ND | | 0.50 | 0.19 | ug/L | | | 12/09/25 20:45 | 1 |
| t-1,3-Dichloropropene | ND | | 0.50 | 0.21 | ug/L | | | 12/09/25 20:45 | 1 |
| 1,4-Dichlorobenzene | ND | | 0.50 | 0.11 | ug/L | | | 12/09/25 20:45 | 1 |
| 2,2-Dichloropropane | ND | | 0.50 | 0.26 | ug/L | | | 12/09/25 20:45 | 1 |
| 2-Chlorotoluene | ND | | 0.50 | 0.23 | ug/L | | | 12/09/25 20:45 | 1 |
| 4-Chlorotoluene | ND | | 0.50 | 0.24 | ug/L | | | 12/09/25 20:45 | 1 |
| 4-Methyl-2-pentanone | ND | | 5.0 | 1.6 | ug/L | | | 12/09/25 20:45 | 1 |
| Acetone | ND | | 8.0 | 3.6 | ug/L | | | 12/09/25 20:45 | 1 |
| Bromobenzene | ND | | 0.50 | 0.14 | ug/L | | | 12/09/25 20:45 | 1 |
| Bromochloromethane | ND | | 1.0 | 0.27 | ug/L | | | 12/09/25 20:45 | 1 |
| Bromoform | ND | | 0.50 | 0.28 | ug/L | | | 12/09/25 20:45 | 1 |
| Bromomethane | ND | | 2.0 | 1.9 | ug/L | | | 12/09/25 20:45 | 1 |
| Carbon disulfide | ND | | 1.0 | 0.32 | ug/L | | | 12/09/25 20:45 | 1 |
| Carbon tetrachloride | ND | | 0.50 | 0.27 | ug/L | | | 12/09/25 20:45 | 1 |
| Chlorobenzene | ND | | 0.50 | 0.12 | ug/L | | | 12/09/25 20:45 | 1 |
| Dibromochloromethane | ND | | 0.50 | 0.21 | ug/L | | | 12/09/25 20:45 | 1 |
| Chloroethane | ND | | 0.50 | 0.38 | ug/L | | | 12/09/25 20:45 | 1 |
| Chloroform | ND | | 0.50 | 0.25 | ug/L | | | 12/09/25 20:45 | 1 |
| Chloromethane | ND | | 1.0 | 0.65 | ug/L | | | 12/09/25 20:45 | 1 |
| Dibromomethane | ND | | 0.50 | 0.16 | ug/L | | | 12/09/25 20:45 | 1 |

Eurofins Calscience

QC Sample Results

Client: Stantec Consulting Services Inc
 Project/Site: ExxonMobil Gladiola Station / 238000257

Job ID: 570-258142-1

Method: 8260B - Volatile Organic Compounds (GC/MS) (Continued)

Lab Sample ID: MB 570-667303/5

Client Sample ID: Method Blank

Matrix: Water

Prep Type: Total/NA

Analysis Batch: 667303

| Analyte | MB | MB | RL | MDL | Unit | D | Prepared | Analyzed | Dil Fac |
|--------------------------|--------|-----------|------|------|------|---|----------|----------------|---------|
| | Result | Qualifier | | | | | | | |
| Bromodichloromethane | ND | | 0.50 | 0.15 | ug/L | | | 12/09/25 20:45 | 1 |
| Dichlorodifluoromethane | ND | | 1.0 | 0.51 | ug/L | | | 12/09/25 20:45 | 1 |
| 1,2-Dibromoethane | ND | | 0.50 | 0.27 | ug/L | | | 12/09/25 20:45 | 1 |
| Hexachloro-1,3-butadiene | ND | | 1.0 | 0.26 | ug/L | | | 12/09/25 20:45 | 1 |
| Isopropylbenzene | ND | | 0.50 | 0.21 | ug/L | | | 12/09/25 20:45 | 1 |
| 2-Butanone | ND | | 5.0 | 2.9 | ug/L | | | 12/09/25 20:45 | 1 |
| Methylene Chloride | ND | | 1.0 | 0.40 | ug/L | | | 12/09/25 20:45 | 1 |
| 2-Hexanone | ND | | 6.0 | 2.0 | ug/L | | | 12/09/25 20:45 | 1 |
| Naphthalene | ND | | 1.0 | 0.55 | ug/L | | | 12/09/25 20:45 | 1 |
| n-Butylbenzene | ND | | 0.50 | 0.24 | ug/L | | | 12/09/25 20:45 | 1 |
| N-Propylbenzene | ND | | 0.50 | 0.18 | ug/L | | | 12/09/25 20:45 | 1 |
| p-Isopropyltoluene | ND | | 0.50 | 0.20 | ug/L | | | 12/09/25 20:45 | 1 |
| sec-Butylbenzene | ND | | 0.50 | 0.20 | ug/L | | | 12/09/25 20:45 | 1 |
| Styrene | ND | | 0.50 | 0.27 | ug/L | | | 12/09/25 20:45 | 1 |
| tert-Butylbenzene | ND | | 0.50 | 0.21 | ug/L | | | 12/09/25 20:45 | 1 |
| Tetrachloroethene | ND | | 0.50 | 0.16 | ug/L | | | 12/09/25 20:45 | 1 |
| Trichloroethene | ND | | 0.50 | 0.15 | ug/L | | | 12/09/25 20:45 | 1 |
| Trichlorofluoromethane | ND | | 0.50 | 0.26 | ug/L | | | 12/09/25 20:45 | 1 |
| Vinyl chloride | ND | | 0.50 | 0.23 | ug/L | | | 12/09/25 20:45 | 1 |

| Surrogate | MB | MB | Limits | Prepared | Analyzed | Dil Fac |
|------------------------------|-----------|-----------|----------|----------|----------------|---------|
| | %Recovery | Qualifier | | | | |
| 1,2-Dichloroethane-d4 (Surr) | 106 | | 64 - 132 | | 12/09/25 20:45 | 1 |
| 4-Bromofluorobenzene (Surr) | 96 | | 76 - 120 | | 12/09/25 20:45 | 1 |
| Dibromofluoromethane (Surr) | 105 | | 80 - 120 | | 12/09/25 20:45 | 1 |
| Toluene-d8 (Surr) | 99 | | 80 - 120 | | 12/09/25 20:45 | 1 |

Lab Sample ID: LCS 570-667303/1002

Client Sample ID: Lab Control Sample

Matrix: Water

Prep Type: Total/NA

Analysis Batch: 667303

| Analyte | Spike Added | LCS Result | LCS Qualifier | Unit | D | %Rec | %Rec Limits |
|-----------------------------|-------------|------------|---------------|------|---|------|-------------|
| | | | | | | | |
| Toluene | 10.0 | 9.746 | | ug/L | | 97 | 80 - 120 |
| Ethylbenzene | 10.0 | 9.593 | | ug/L | | 96 | 80 - 126 |
| o-Xylene | 10.0 | 9.792 | | ug/L | | 98 | 80 - 124 |
| m,p-Xylene | 20.0 | 19.36 | | ug/L | | 97 | 80 - 123 |
| Methyl-t-Butyl Ether (MTBE) | 10.0 | 9.373 | | ug/L | | 94 | 69 - 128 |
| 1,1-Dichloroethene | 10.0 | 10.23 | | ug/L | | 102 | 80 - 126 |
| 1,2-Dichlorobenzene | 10.0 | 8.911 | | ug/L | | 89 | 80 - 120 |
| 1,2-Dichloroethane | 10.0 | 10.02 | | ug/L | | 100 | 76 - 130 |
| Carbon tetrachloride | 10.0 | 10.10 | | ug/L | | 101 | 61 - 139 |
| Chlorobenzene | 10.0 | 9.339 | | ug/L | | 93 | 80 - 120 |
| 1,2-Dibromoethane | 10.0 | 9.327 | | ug/L | | 93 | 80 - 125 |
| Hexachloro-1,3-butadiene | 10.0 | 9.875 | | ug/L | | 99 | 80 - 123 |
| Trichloroethene | 10.0 | 9.801 | | ug/L | | 98 | 77 - 124 |
| Vinyl chloride | 10.0 | 10.92 | | ug/L | | 109 | 50 - 160 |

Eurofins Calscience

QC Sample Results

Client: Stantec Consulting Services Inc
 Project/Site: ExxonMobil Gladiola Station / 238000257

Job ID: 570-258142-1

Method: 8260B - Volatile Organic Compounds (GC/MS) (Continued)

Lab Sample ID: LCS 570-667303/1002
 Matrix: Water
 Analysis Batch: 667303

Client Sample ID: Lab Control Sample
 Prep Type: Total/NA

| Surrogate | LCS %Recovery | LCS Qualifier | Limits |
|------------------------------|---------------|---------------|----------|
| 1,2-Dichloroethane-d4 (Surr) | 103 | | 64 - 132 |
| 4-Bromofluorobenzene (Surr) | 101 | | 76 - 120 |
| Dibromofluoromethane (Surr) | 102 | | 80 - 120 |
| Toluene-d8 (Surr) | 102 | | 80 - 120 |

Lab Sample ID: LCSD 570-667303/3
 Matrix: Water
 Analysis Batch: 667303

Client Sample ID: Lab Control Sample Dup
 Prep Type: Total/NA

| Analyte | Spike Added | LCSD Result | LCSD Qualifier | Unit | D | %Rec | %Rec Limits | RPD | RPD Limit |
|-----------------------------|-------------|-------------|----------------|------|---|------|-------------|-----|-----------|
| Benzene | 10.0 | 9.523 | | ug/L | | 95 | 80 - 120 | 0 | 20 |
| Toluene | 10.0 | 9.797 | | ug/L | | 98 | 80 - 120 | 1 | 20 |
| Ethylbenzene | 10.0 | 9.635 | | ug/L | | 96 | 80 - 126 | 0 | 20 |
| o-Xylene | 10.0 | 9.744 | | ug/L | | 97 | 80 - 124 | 0 | 20 |
| m,p-Xylene | 20.0 | 19.50 | | ug/L | | 98 | 80 - 123 | 1 | 20 |
| Methyl-t-Butyl Ether (MTBE) | 10.0 | 9.813 | | ug/L | | 98 | 69 - 128 | 5 | 20 |
| 1,1-Dichloroethene | 10.0 | 10.23 | | ug/L | | 102 | 80 - 126 | 0 | 21 |
| 1,2-Dichlorobenzene | 10.0 | 9.171 | | ug/L | | 92 | 80 - 120 | 3 | 20 |
| 1,2-Dichloroethane | 10.0 | 9.883 | | ug/L | | 99 | 76 - 130 | 1 | 20 |
| Carbon tetrachloride | 10.0 | 10.28 | | ug/L | | 103 | 61 - 139 | 2 | 20 |
| Chlorobenzene | 10.0 | 9.529 | | ug/L | | 95 | 80 - 120 | 2 | 20 |
| 1,2-Dibromoethane | 10.0 | 9.573 | | ug/L | | 96 | 80 - 125 | 3 | 20 |
| Hexachloro-1,3-butadiene | 10.0 | 10.27 | | ug/L | | 103 | 80 - 123 | 4 | 20 |
| Trichloroethene | 10.0 | 9.749 | | ug/L | | 97 | 77 - 124 | 1 | 20 |
| Vinyl chloride | 10.0 | 10.77 | | ug/L | | 108 | 50 - 160 | 1 | 20 |

| Surrogate | LCSD %Recovery | LCSD Qualifier | Limits |
|------------------------------|----------------|----------------|----------|
| 1,2-Dichloroethane-d4 (Surr) | 103 | | 64 - 132 |
| 4-Bromofluorobenzene (Surr) | 99 | | 76 - 120 |
| Dibromofluoromethane (Surr) | 103 | | 80 - 120 |
| Toluene-d8 (Surr) | 100 | | 80 - 120 |

Method: 8270E - Semivolatile Organic Compounds (GC-MS/MS)

Lab Sample ID: MB 570-668598/1-A
 Matrix: Water
 Analysis Batch: 669155

Client Sample ID: Method Blank
 Prep Type: Total/NA
 Prep Batch: 668598

| Analyte | MB Result | MB Qualifier | RL | MDL | Unit | D | Prepared | Analyzed | Dil Fac |
|---------------------|-----------|--------------|------|-------|------|---|----------------|----------------|---------|
| 1-Methylnaphthalene | ND | | 0.10 | 0.018 | ug/L | | 12/11/25 14:05 | 12/12/25 20:59 | 1 |
| 2-Methylnaphthalene | ND | | 0.10 | 0.014 | ug/L | | 12/11/25 14:05 | 12/12/25 20:59 | 1 |
| Acenaphthene | ND | | 0.10 | 0.015 | ug/L | | 12/11/25 14:05 | 12/12/25 20:59 | 1 |
| Acenaphthylene | ND | | 0.10 | 0.015 | ug/L | | 12/11/25 14:05 | 12/12/25 20:59 | 1 |
| Aniline | 0.08295 | J | 0.20 | 0.079 | ug/L | | 12/11/25 14:05 | 12/12/25 20:59 | 1 |
| Anthracene | ND | | 0.10 | 0.016 | ug/L | | 12/11/25 14:05 | 12/12/25 20:59 | 1 |
| Benzidine | ND | | 5.0 | 1.8 | ug/L | | 12/11/25 14:05 | 12/12/25 20:59 | 1 |
| Benzo[a]anthracene | ND | | 0.10 | 0.010 | ug/L | | 12/11/25 14:05 | 12/12/25 20:59 | 1 |
| Benzo[a]pyrene | ND | | 0.10 | 0.017 | ug/L | | 12/11/25 14:05 | 12/12/25 20:59 | 1 |

Eurofins Calscience

QC Sample Results

Client: Stantec Consulting Services Inc
 Project/Site: ExxonMobil Gladiola Station / 238000257

Job ID: 570-258142-1

Method: 8270E - Semivolatile Organic Compounds (GC-MS/MS) (Continued)

Lab Sample ID: MB 570-668598/1-A

Client Sample ID: Method Blank

Matrix: Water

Prep Type: Total/NA

Analysis Batch: 669155

Prep Batch: 668598

| Analyte | MB | MB | RL | MDL | Unit | D | Prepared | Analyzed | Dil Fac |
|------------------------------|--------|-----------|------|-------|------|---|----------------|----------------|---------|
| | Result | Qualifier | | | | | | | |
| Benzo[b]fluoranthene | ND | | 0.10 | 0.019 | ug/L | | 12/11/25 14:05 | 12/12/25 20:59 | 1 |
| Benzo[g,h,i]perylene | ND | | 0.10 | 0.021 | ug/L | | 12/11/25 14:05 | 12/12/25 20:59 | 1 |
| Benzo[k]fluoranthene | ND | | 0.10 | 0.022 | ug/L | | 12/11/25 14:05 | 12/12/25 20:59 | 1 |
| Bis(2-ethylhexyl) phthalate | ND | | 5.0 | 1.8 | ug/L | | 12/11/25 14:05 | 12/12/25 20:59 | 1 |
| Chrysene | ND | | 0.10 | 0.037 | ug/L | | 12/11/25 14:05 | 12/12/25 20:59 | 1 |
| Dibenz(a,h)anthracene | ND | | 0.10 | 0.069 | ug/L | | 12/11/25 14:05 | 12/12/25 20:59 | 1 |
| Dibenzofuran | ND | | 0.20 | 0.041 | ug/L | | 12/11/25 14:05 | 12/12/25 20:59 | 1 |
| 4-Chlorophenyl phenyl ether | ND | | 0.20 | 0.035 | ug/L | | 12/11/25 14:05 | 12/12/25 20:59 | 1 |
| Dimethyl phthalate | ND | | 5.0 | 0.98 | ug/L | | 12/11/25 14:05 | 12/12/25 20:59 | 1 |
| Fluoranthene | ND | | 0.10 | 0.012 | ug/L | | 12/11/25 14:05 | 12/12/25 20:59 | 1 |
| Fluorene | ND | | 0.10 | 0.016 | ug/L | | 12/11/25 14:05 | 12/12/25 20:59 | 1 |
| Di-n-octyl phthalate | ND | | 5.0 | 2.1 | ug/L | | 12/11/25 14:05 | 12/12/25 20:59 | 1 |
| Hexachlorobenzene | ND | | 0.20 | 0.039 | ug/L | | 12/11/25 14:05 | 12/12/25 20:59 | 1 |
| Hexachlorobutadiene | ND | | 0.20 | 0.069 | ug/L | | 12/11/25 14:05 | 12/12/25 20:59 | 1 |
| Hexachloroethane | ND | | 0.20 | 0.043 | ug/L | | 12/11/25 14:05 | 12/12/25 20:59 | 1 |
| Indeno[1,2,3-cd]pyrene | ND | | 0.10 | 0.020 | ug/L | | 12/11/25 14:05 | 12/12/25 20:59 | 1 |
| Isophorone | ND | | 2.0 | 0.13 | ug/L | | 12/11/25 14:05 | 12/12/25 20:59 | 1 |
| Naphthalene | ND | | 0.10 | 0.021 | ug/L | | 12/11/25 14:05 | 12/12/25 20:59 | 1 |
| N-Nitrosodi-n-propylamine | ND | | 0.20 | 0.062 | ug/L | | 12/11/25 14:05 | 12/12/25 20:59 | 1 |
| Phenanthrene | ND | | 0.10 | 0.014 | ug/L | | 12/11/25 14:05 | 12/12/25 20:59 | 1 |
| Pyrene | ND | | 0.10 | 0.014 | ug/L | | 12/11/25 14:05 | 12/12/25 20:59 | 1 |
| Di-n-butyl phthalate | ND | | 5.0 | 2.5 | ug/L | | 12/11/25 14:05 | 12/12/25 20:59 | 1 |
| 1,2,4-Trichlorobenzene | ND | | 0.20 | 0.042 | ug/L | | 12/11/25 14:05 | 12/12/25 20:59 | 1 |
| 2,4-Dinitrotoluene | ND | | 0.20 | 0.069 | ug/L | | 12/11/25 14:05 | 12/12/25 20:59 | 1 |
| 4-Nitroaniline | ND | | 5.0 | 0.94 | ug/L | | 12/11/25 14:05 | 12/12/25 20:59 | 1 |
| 1,3-Dichlorobenzene | ND | | 0.20 | 0.024 | ug/L | | 12/11/25 14:05 | 12/12/25 20:59 | 1 |
| Nitrobenzene | ND | | 0.20 | 0.049 | ug/L | | 12/11/25 14:05 | 12/12/25 20:59 | 1 |
| Pyridine | ND | | 5.0 | 1.2 | ug/L | | 12/11/25 14:05 | 12/12/25 20:59 | 1 |
| 3,3'-Dichlorobenzidine | ND | | 5.0 | 3.4 | ug/L | | 12/11/25 14:05 | 12/12/25 20:59 | 1 |
| 2-Nitroaniline | ND | | 5.0 | 1.5 | ug/L | | 12/11/25 14:05 | 12/12/25 20:59 | 1 |
| 4-Bromophenyl phenyl ether | ND | | 0.20 | 0.055 | ug/L | | 12/11/25 14:05 | 12/12/25 20:59 | 1 |
| Diethyl phthalate | ND | | 5.0 | 1.1 | ug/L | | 12/11/25 14:05 | 12/12/25 20:59 | 1 |
| 1,2-Dichlorobenzene | ND | | 0.20 | 0.025 | ug/L | | 12/11/25 14:05 | 12/12/25 20:59 | 1 |
| 2,2'-oxybis[1-chloropropane] | ND | | 0.20 | 0.081 | ug/L | | 12/11/25 14:05 | 12/12/25 20:59 | 1 |
| N-Nitrosodiphenylamine | ND | | 0.20 | 0.052 | ug/L | | 12/11/25 14:05 | 12/12/25 20:59 | 1 |
| Bis(2-chloroethyl)ether | ND | | 0.20 | 0.051 | ug/L | | 12/11/25 14:05 | 12/12/25 20:59 | 1 |
| Azobenzene | ND | | 1.0 | 0.13 | ug/L | | 12/11/25 14:05 | 12/12/25 20:59 | 1 |
| Butyl benzyl phthalate | ND | | 5.0 | 1.7 | ug/L | | 12/11/25 14:05 | 12/12/25 20:59 | 1 |
| Hexachlorocyclopentadiene | ND | | 0.20 | 0.030 | ug/L | | 12/11/25 14:05 | 12/12/25 20:59 | 1 |
| 4-Chloroaniline | ND | | 5.0 | 2.0 | ug/L | | 12/11/25 14:05 | 12/12/25 20:59 | 1 |
| 3-Nitroaniline | ND | | 5.0 | 1.5 | ug/L | | 12/11/25 14:05 | 12/12/25 20:59 | 1 |
| 2,6-Dinitrotoluene | ND | | 0.20 | 0.077 | ug/L | | 12/11/25 14:05 | 12/12/25 20:59 | 1 |
| N-Nitrosodimethylamine | ND | | 0.20 | 0.018 | ug/L | | 12/11/25 14:05 | 12/12/25 20:59 | 1 |
| Benzyl alcohol | ND | | 1.0 | 0.38 | ug/L | | 12/11/25 14:05 | 12/12/25 20:59 | 1 |
| 1,4-Dichlorobenzene | ND | | 0.20 | 0.032 | ug/L | | 12/11/25 14:05 | 12/12/25 20:59 | 1 |
| Bis(2-chloroethoxy)methane | ND | | 0.20 | 0.052 | ug/L | | 12/11/25 14:05 | 12/12/25 20:59 | 1 |
| 2-Chloronaphthalene | ND | | 0.20 | 0.037 | ug/L | | 12/11/25 14:05 | 12/12/25 20:59 | 1 |

Eurofins Calscience

QC Sample Results

Client: Stantec Consulting Services Inc
Project/Site: ExxonMobil Gladiola Station / 238000257

Job ID: 570-258142-1

Method: 8270E - Semivolatile Organic Compounds (GC-MS/MS) (Continued)

Lab Sample ID: MB 570-668598/1-A

Matrix: Water

Analysis Batch: 669155

Client Sample ID: Method Blank

Prep Type: Total/NA

Prep Batch: 668598

| Surrogate | MB MB | | Limits | Prepared | Analyzed | Dil Fac |
|-------------------------|-----------|-----------|----------|----------------|----------------|---------|
| | %Recovery | Qualifier | | | | |
| 2-Fluorobiphenyl (Surr) | 75 | | 31 - 169 | 12/11/25 14:05 | 12/12/25 20:59 | 1 |
| Nitrobenzene-d5 (Surr) | 94 | | 37 - 188 | 12/11/25 14:05 | 12/12/25 20:59 | 1 |
| p-Terphenyl-d14 (Surr) | 64 | | 17 - 155 | 12/11/25 14:05 | 12/12/25 20:59 | 1 |

Lab Sample ID: LCS 570-668598/2-A

Matrix: Water

Analysis Batch: 669155

Client Sample ID: Lab Control Sample

Prep Type: Total/NA

Prep Batch: 668598

| Analyte | Spike Added | LCS Result | LCS Qualifier | Unit | D | %Rec | %Rec Limits |
|-----------------------------|-------------|------------|---------------|------|---|------|-------------|
| | | | | | | | |
| 2-Methylnaphthalene | 11.4 | 11.85 | | ug/L | | 104 | 56 - 120 |
| Acenaphthene | 11.4 | 11.20 | | ug/L | | 98 | 52 - 120 |
| Acenaphthylene | 11.4 | 12.48 | | ug/L | | 109 | 58 - 120 |
| Aniline | 11.4 | 9.681 | | ug/L | | 85 | 10 - 120 |
| Anthracene | 11.4 | 10.49 | | ug/L | | 92 | 50 - 120 |
| Benzidine | 11.4 | 3.835 | J | ug/L | | 34 | 10 - 120 |
| Benzo[a]anthracene | 11.4 | 9.216 | | ug/L | | 81 | 23 - 120 |
| Benzo[a]pyrene | 11.4 | 8.879 | | ug/L | | 78 | 14 - 120 |
| Benzo[b]fluoranthene | 11.4 | 8.695 | | ug/L | | 76 | 16 - 120 |
| Benzo[g,h,i]perylene | 11.4 | 8.587 | | ug/L | | 75 | 16 - 120 |
| Benzo[k]fluoranthene | 11.4 | 8.661 | | ug/L | | 76 | 17 - 120 |
| Bis(2-ethylhexyl) phthalate | 11.4 | 10.07 | | ug/L | | 88 | 16 - 120 |
| Chrysene | 11.4 | 9.483 | | ug/L | | 83 | 24 - 120 |
| Dibenz(a,h)anthracene | 11.4 | 9.223 | | ug/L | | 81 | 16 - 120 |
| Dibenzofuran | 11.4 | 12.02 | | ug/L | | 105 | 59 - 120 |
| 4-Chlorophenyl phenyl ether | 11.4 | 11.81 | | ug/L | | 103 | 51 - 120 |
| Dimethyl phthalate | 11.4 | 13.25 | | ug/L | | 116 | 61 - 132 |
| Fluoranthene | 11.4 | 9.685 | | ug/L | | 85 | 48 - 120 |
| Fluorene | 11.4 | 11.84 | | ug/L | | 104 | 53 - 120 |
| Di-n-octyl phthalate | 11.4 | 9.847 | | ug/L | | 86 | 10 - 120 |
| Hexachlorobenzene | 11.4 | 9.892 | | ug/L | | 87 | 25 - 120 |
| Hexachlorobutadiene | 11.4 | 9.799 | | ug/L | | 86 | 27 - 120 |
| Hexachloroethane | 11.4 | 10.99 | | ug/L | | 96 | 42 - 120 |
| Indeno[1,2,3-cd]pyrene | 11.4 | 8.598 | | ug/L | | 75 | 16 - 120 |
| Isophorone | 11.4 | 13.52 | | ug/L | | 118 | 66 - 130 |
| Naphthalene | 11.4 | 12.96 | | ug/L | | 113 | 48 - 120 |
| N-Nitrosodi-n-propylamine | 11.4 | 13.38 | | ug/L | | 117 | 69 - 142 |
| Phenanthrene | 11.4 | 11.02 | | ug/L | | 96 | 49 - 120 |
| Pyrene | 11.4 | 9.214 | | ug/L | | 81 | 39 - 120 |
| Di-n-butyl phthalate | 11.4 | 12.18 | | ug/L | | 107 | 65 - 162 |
| 1,2,4-Trichlorobenzene | 11.4 | 12.03 | | ug/L | | 105 | 49 - 120 |
| 2,4-Dinitrotoluene | 11.4 | 10.96 | I | ug/L | | 96 | 27 - 161 |
| 4-Nitroaniline | 11.4 | 10.42 | | ug/L | | 91 | 32 - 120 |
| 1,3-Dichlorobenzene | 11.4 | 12.59 | | ug/L | | 110 | 46 - 120 |
| Nitrobenzene | 11.4 | 12.41 | | ug/L | | 109 | 48 - 131 |
| Pyridine | 22.9 | 17.42 | | ug/L | | 76 | 20 - 120 |
| 3,3'-Dichlorobenzidine | 11.4 | 9.774 | | ug/L | | 86 | 14 - 122 |
| 2-Nitroaniline | 11.4 | 12.12 | | ug/L | | 106 | 32 - 153 |

Eurofins Calscience

QC Sample Results

Client: Stantec Consulting Services Inc
Project/Site: ExxonMobil Gladiola Station / 238000257

Job ID: 570-258142-1

Method: 8270E - Semivolatile Organic Compounds (GC-MS/MS) (Continued)

Lab Sample ID: LCS 570-668598/2-A

Matrix: Water

Analysis Batch: 669155

Client Sample ID: Lab Control Sample

Prep Type: Total/NA

Prep Batch: 668598

| Analyte | Spike Added | LCS Result | LCS Qualifier | Unit | D | %Rec | %Rec Limits |
|------------------------------|-------------|------------|---------------|------|---|------|-------------|
| 4-Bromophenyl phenyl ether | 11.4 | 9.965 | | ug/L | | 87 | 45 - 120 |
| Diethyl phthalate | 11.4 | 13.84 | | ug/L | | 121 | 53 - 134 |
| 1,2-Dichlorobenzene | 11.4 | 12.71 | | ug/L | | 111 | 49 - 120 |
| 2,2'-oxybis[1-chloropropane] | 11.4 | 12.21 | | ug/L | | 107 | 61 - 120 |
| N-Nitrosodiphenylamine | 11.4 | 12.60 | | ug/L | | 110 | 45 - 129 |
| Bis(2-chloroethyl)ether | 11.4 | 12.68 | | ug/L | | 111 | 50 - 129 |
| Azobenzene | 11.4 | 11.85 | | ug/L | | 104 | 47 - 120 |
| Butyl benzyl phthalate | 11.4 | 10.76 | | ug/L | | 94 | 44 - 126 |
| Hexachlorocyclopentadiene | 11.4 | 9.131 | | ug/L | | 80 | 15 - 120 |
| 4-Chloroaniline | 11.4 | 12.87 | | ug/L | | 113 | 19 - 120 |
| 3-Nitroaniline | 11.4 | 11.61 | | ug/L | | 102 | 26 - 120 |
| 2,6-Dinitrotoluene | 11.4 | 12.25 | | ug/L | | 107 | 37 - 151 |
| N-Nitrosodimethylamine | 11.4 | 4.187 | | ug/L | | 37 | 25 - 120 |
| Benzyl alcohol | 11.4 | 9.006 | | ug/L | | 79 | 43 - 120 |
| 1,4-Dichlorobenzene | 11.4 | 12.55 | | ug/L | | 110 | 48 - 120 |
| Bis(2-chloroethoxy)methane | 11.4 | 12.87 | | ug/L | | 113 | 53 - 132 |
| 2-Chloronaphthalene | 11.4 | 11.36 | | ug/L | | 99 | 56 - 120 |

| Surrogate | LCS %Recovery | LCS Qualifier | LCS Limits |
|-------------------------|---------------|---------------|------------|
| 2-Fluorobiphenyl (Surr) | 82 | | 31 - 169 |
| Nitrobenzene-d5 (Surr) | 113 | | 37 - 188 |
| p-Terphenyl-d14 (Surr) | 45 | | 17 - 155 |

Lab Sample ID: LCSD 570-668598/3-A

Matrix: Water

Analysis Batch: 669155

Client Sample ID: Lab Control Sample Dup

Prep Type: Total/NA

Prep Batch: 668598

| Analyte | Spike Added | LCSD Result | LCSD Qualifier | Unit | D | %Rec | %Rec Limits | RPD | RPD Limit |
|-----------------------------|-------------|-------------|----------------|------|---|------|-------------|-----|-----------|
| 1-Methylnaphthalene | 11.4 | 10.09 | | ug/L | | 88 | 51 - 120 | 16 | 20 |
| 2-Methylnaphthalene | 11.4 | 9.957 | | ug/L | | 87 | 56 - 120 | 17 | 20 |
| Acenaphthene | 11.4 | 10.04 | | ug/L | | 88 | 52 - 120 | 11 | 20 |
| Acenaphthylene | 11.4 | 11.30 | | ug/L | | 99 | 58 - 120 | 10 | 20 |
| Aniline | 11.4 | 9.455 | | ug/L | | 83 | 10 - 120 | 2 | 20 |
| Anthracene | 11.4 | 9.308 | | ug/L | | 81 | 50 - 120 | 12 | 20 |
| Benzidine | 11.4 | 5.486 | *1 | ug/L | | 48 | 10 - 120 | 35 | 20 |
| Benzo[a]anthracene | 11.4 | 6.866 | *1 | ug/L | | 60 | 23 - 120 | 29 | 20 |
| Benzo[a]pyrene | 11.4 | 7.460 | | ug/L | | 65 | 14 - 120 | 17 | 20 |
| Benzo[b]fluoranthene | 11.4 | 7.353 | | ug/L | | 64 | 16 - 120 | 17 | 20 |
| Benzo[g,h,i]perylene | 11.4 | 7.429 | | ug/L | | 65 | 16 - 120 | 14 | 20 |
| Benzo[k]fluoranthene | 11.4 | 7.556 | | ug/L | | 66 | 17 - 120 | 14 | 20 |
| Bis(2-ethylhexyl) phthalate | 11.4 | 7.013 | *1 | ug/L | | 61 | 16 - 120 | 36 | 20 |
| Chrysene | 11.4 | 7.148 | *1 | ug/L | | 63 | 24 - 120 | 28 | 20 |
| Dibenz(a,h)anthracene | 11.4 | 7.892 | | ug/L | | 69 | 16 - 120 | 16 | 20 |
| Dibenzofuran | 11.4 | 10.93 | | ug/L | | 96 | 59 - 120 | 10 | 20 |
| 4-Chlorophenyl phenyl ether | 11.4 | 9.783 | | ug/L | | 86 | 51 - 120 | 19 | 20 |
| Dimethyl phthalate | 11.4 | 13.04 | | ug/L | | 114 | 61 - 132 | 2 | 20 |
| Fluoranthene | 11.4 | 8.117 | | ug/L | | 71 | 48 - 120 | 18 | 20 |
| Fluorene | 11.4 | 10.29 | | ug/L | | 90 | 53 - 120 | 14 | 20 |

Eurofins Calscience

QC Sample Results

Client: Stantec Consulting Services Inc
 Project/Site: ExxonMobil Gladiola Station / 238000257

Job ID: 570-258142-1

Method: 8270E - Semivolatile Organic Compounds (GC-MS/MS) (Continued)

Lab Sample ID: LCSD 570-668598/3-A
 Matrix: Water
 Analysis Batch: 669155

Client Sample ID: Lab Control Sample Dup
 Prep Type: Total/NA
 Prep Batch: 668598

| Analyte | Spike Added | LCSD Result | LCSD Qualifier | Unit | D | %Rec | %Rec | | RPD | Limit |
|------------------------------|-------------|-------------|----------------|------|---|------|----------|-----|-----|-------|
| | | | | | | | Limits | RPD | | |
| Di-n-octyl phthalate | 11.4 | 6.484 | *1 | ug/L | | 57 | 10 - 120 | 41 | 20 | |
| Hexachlorobenzene | 11.4 | 7.911 | *1 | ug/L | | 69 | 25 - 120 | 22 | 20 | |
| Hexachlorobutadiene | 11.4 | 7.319 | *1 | ug/L | | 64 | 27 - 120 | 29 | 20 | |
| Hexachloroethane | 11.4 | 8.839 | *1 | ug/L | | 77 | 42 - 120 | 22 | 20 | |
| Indeno[1,2,3-cd]pyrene | 11.4 | 7.190 | | ug/L | | 63 | 16 - 120 | 18 | 20 | |
| Isophorone | 11.4 | 12.78 | | ug/L | | 112 | 66 - 130 | 6 | 20 | |
| Naphthalene | 11.4 | 10.96 | | ug/L | | 96 | 48 - 120 | 17 | 20 | |
| N-Nitrosodi-n-propylamine | 11.4 | 13.06 | | ug/L | | 114 | 69 - 142 | 2 | 20 | |
| Phenanthrene | 11.4 | 10.22 | | ug/L | | 89 | 49 - 120 | 8 | 20 | |
| Pyrene | 11.4 | 7.510 | | ug/L | | 66 | 39 - 120 | 20 | 20 | |
| Di-n-butyl phthalate | 11.4 | 10.85 | | ug/L | | 95 | 65 - 162 | 12 | 20 | |
| 1,2,4-Trichlorobenzene | 11.4 | 9.988 | | ug/L | | 87 | 49 - 120 | 19 | 20 | |
| 2,4-Dinitrotoluene | 11.4 | 10.88 | l | ug/L | | 95 | 27 - 161 | 1 | 20 | |
| 4-Nitroaniline | 11.4 | 10.22 | | ug/L | | 89 | 32 - 120 | 2 | 20 | |
| 1,3-Dichlorobenzene | 11.4 | 10.15 | *1 | ug/L | | 89 | 46 - 120 | 21 | 20 | |
| Nitrobenzene | 11.4 | 12.08 | | ug/L | | 106 | 48 - 131 | 3 | 20 | |
| Pyridine | 22.9 | 17.25 | | ug/L | | 75 | 20 - 120 | 1 | 20 | |
| 3,3'-Dichlorobenzidine | 11.4 | 9.281 | | ug/L | | 81 | 14 - 122 | 5 | 20 | |
| 2-Nitroaniline | 11.4 | 12.16 | | ug/L | | 106 | 32 - 153 | 0 | 20 | |
| 4-Bromophenyl phenyl ether | 11.4 | 9.036 | | ug/L | | 79 | 45 - 120 | 10 | 20 | |
| Diethyl phthalate | 11.4 | 13.01 | | ug/L | | 114 | 53 - 134 | 6 | 20 | |
| 1,2-Dichlorobenzene | 11.4 | 10.35 | | ug/L | | 91 | 49 - 120 | 20 | 20 | |
| 2,2'-oxybis[1-chloropropane] | 11.4 | 11.42 | | ug/L | | 100 | 61 - 120 | 7 | 20 | |
| N-Nitrosodiphenylamine | 11.4 | 13.12 | | ug/L | | 115 | 45 - 129 | 4 | 20 | |
| Bis(2-chloroethyl)ether | 11.4 | 11.93 | | ug/L | | 104 | 50 - 129 | 6 | 20 | |
| Azobenzene | 11.4 | 11.39 | | ug/L | | 100 | 47 - 120 | 4 | 20 | |
| Butyl benzyl phthalate | 11.4 | 9.048 | | ug/L | | 79 | 44 - 126 | 17 | 20 | |
| Hexachlorocyclopentadiene | 11.4 | 6.585 | *1 | ug/L | | 58 | 15 - 120 | 32 | 20 | |
| 4-Chloroaniline | 11.4 | 12.50 | | ug/L | | 109 | 19 - 120 | 3 | 20 | |
| 3-Nitroaniline | 11.4 | 11.68 | | ug/L | | 102 | 26 - 120 | 1 | 20 | |
| 2,6-Dinitrotoluene | 11.4 | 12.09 | | ug/L | | 106 | 37 - 151 | 1 | 20 | |
| N-Nitrosodimethylamine | 11.4 | 4.041 | | ug/L | | 35 | 25 - 120 | 4 | 20 | |
| Benzyl alcohol | 11.4 | 8.336 | | ug/L | | 73 | 43 - 120 | 8 | 20 | |
| 1,4-Dichlorobenzene | 11.4 | 10.15 | *1 | ug/L | | 89 | 48 - 120 | 21 | 20 | |
| Bis(2-chloroethoxy)methane | 11.4 | 12.40 | | ug/L | | 109 | 53 - 132 | 4 | 20 | |
| 2-Chloronaphthalene | 11.4 | 10.10 | | ug/L | | 88 | 56 - 120 | 12 | 20 | |

| Surrogate | LCSD | | Limits |
|-------------------------|-----------|-----------|----------|
| | %Recovery | Qualifier | |
| 2-Fluorobiphenyl (Surr) | 74 | | 31 - 169 |
| Nitrobenzene-d5 (Surr) | 97 | | 37 - 188 |
| p-Terphenyl-d14 (Surr) | 42 | | 17 - 155 |

Lab Sample ID: MB 570-672271/1-A
 Matrix: Water
 Analysis Batch: 673797

Client Sample ID: Method Blank
 Prep Type: Total/NA
 Prep Batch: 672271

| Analyte | MB | | RL | MDL | Unit | D | Prepared | Analyzed | Dil Fac |
|---------------------|--------|-----------|------|-------|------|---|----------------|----------------|---------|
| | Result | Qualifier | | | | | | | |
| 1-Methylnaphthalene | ND | | 0.10 | 0.018 | ug/L | | 12/18/25 14:02 | 12/22/25 09:05 | 1 |

Eurofins Calscience

QC Sample Results

Client: Stantec Consulting Services Inc
 Project/Site: ExxonMobil Gladiola Station / 238000257

Job ID: 570-258142-1

Method: 8270E - Semivolatile Organic Compounds (GC-MS/MS) (Continued)

Lab Sample ID: MB 570-672271/1-A

Client Sample ID: Method Blank

Matrix: Water

Prep Type: Total/NA

Analysis Batch: 673797

Prep Batch: 672271

| Analyte | MB | MB | RL | MDL | Unit | D | Prepared | Analyzed | Dil Fac |
|-----------------------------|--------|-----------|------|-------|------|---|----------------|----------------|---------|
| | Result | Qualifier | | | | | | | |
| 2,4,5-Trichlorophenol | ND | | 5.0 | 2.9 | ug/L | | 12/18/25 14:02 | 12/22/25 09:05 | 1 |
| 2,4,6-Trichlorophenol | ND | | 5.0 | 3.2 | ug/L | | 12/18/25 14:02 | 12/22/25 09:05 | 1 |
| 2,4-Dichlorophenol | ND | | 5.0 | 2.5 | ug/L | | 12/18/25 14:02 | 12/22/25 09:05 | 1 |
| 2,4-Dimethylphenol | ND | | 0.20 | 0.055 | ug/L | | 12/18/25 14:02 | 12/22/25 09:05 | 1 |
| 2,4-Dinitrophenol | ND | | 5.0 | 1.8 | ug/L | | 12/18/25 14:02 | 12/22/25 09:05 | 1 |
| 2,6-Dichlorophenol | ND | | 5.0 | 2.8 | ug/L | | 12/18/25 14:02 | 12/22/25 09:05 | 1 |
| 2-Chlorophenol | ND | | 0.20 | 0.054 | ug/L | | 12/18/25 14:02 | 12/22/25 09:05 | 1 |
| 2-Methylnaphthalene | ND | | 0.10 | 0.014 | ug/L | | 12/18/25 14:02 | 12/22/25 09:05 | 1 |
| 2-Methylphenol | ND | | 5.0 | 1.4 | ug/L | | 12/18/25 14:02 | 12/22/25 09:05 | 1 |
| 2-Nitrophenol | ND | | 5.0 | 3.2 | ug/L | | 12/18/25 14:02 | 12/22/25 09:05 | 1 |
| 3 & 4 Methylphenol | ND | | 2.0 | 0.13 | ug/L | | 12/18/25 14:02 | 12/22/25 09:05 | 1 |
| 4,6-Dinitro-2-methylphenol | ND | | 5.0 | 1.9 | ug/L | | 12/18/25 14:02 | 12/22/25 09:05 | 1 |
| 4-Chloro-3-methylphenol | ND | | 5.0 | 1.7 | ug/L | | 12/18/25 14:02 | 12/22/25 09:05 | 1 |
| 4-Nitrophenol | ND | | 5.0 | 2.1 | ug/L | | 12/18/25 14:02 | 12/22/25 09:05 | 1 |
| Acenaphthene | ND | | 0.10 | 0.015 | ug/L | | 12/18/25 14:02 | 12/22/25 09:05 | 1 |
| Acenaphthylene | ND | | 0.10 | 0.015 | ug/L | | 12/18/25 14:02 | 12/22/25 09:05 | 1 |
| Aniline | ND | | 0.20 | 0.079 | ug/L | | 12/18/25 14:02 | 12/22/25 09:05 | 1 |
| Anthracene | ND | | 0.10 | 0.016 | ug/L | | 12/18/25 14:02 | 12/22/25 09:05 | 1 |
| Benzidine | ND | | 5.0 | 1.8 | ug/L | | 12/18/25 14:02 | 12/22/25 09:05 | 1 |
| Benzo[a]anthracene | ND | | 0.10 | 0.010 | ug/L | | 12/18/25 14:02 | 12/22/25 09:05 | 1 |
| Benzo[a]pyrene | ND | | 0.10 | 0.017 | ug/L | | 12/18/25 14:02 | 12/22/25 09:05 | 1 |
| Benzo[b]fluoranthene | ND | | 0.10 | 0.019 | ug/L | | 12/18/25 14:02 | 12/22/25 09:05 | 1 |
| Benzo[g,h,i]perylene | ND | | 0.10 | 0.021 | ug/L | | 12/18/25 14:02 | 12/22/25 09:05 | 1 |
| Benzo[k]fluoranthene | ND | | 0.10 | 0.022 | ug/L | | 12/18/25 14:02 | 12/22/25 09:05 | 1 |
| Benzoic acid | ND | | 20 | 8.8 | ug/L | | 12/18/25 14:02 | 12/22/25 09:05 | 1 |
| Bis(2-ethylhexyl) phthalate | ND | | 5.0 | 1.8 | ug/L | | 12/18/25 14:02 | 12/22/25 09:05 | 1 |
| Chrysene | ND | | 0.10 | 0.037 | ug/L | | 12/18/25 14:02 | 12/22/25 09:05 | 1 |
| Dibenz(a,h)anthracene | ND | | 0.10 | 0.069 | ug/L | | 12/18/25 14:02 | 12/22/25 09:05 | 1 |
| Dibenzofuran | ND | | 0.20 | 0.041 | ug/L | | 12/18/25 14:02 | 12/22/25 09:05 | 1 |
| 4-Chlorophenyl phenyl ether | ND | | 0.20 | 0.035 | ug/L | | 12/18/25 14:02 | 12/22/25 09:05 | 1 |
| Dimethyl phthalate | ND | | 5.0 | 0.98 | ug/L | | 12/18/25 14:02 | 12/22/25 09:05 | 1 |
| Fluoranthene | ND | | 0.10 | 0.012 | ug/L | | 12/18/25 14:02 | 12/22/25 09:05 | 1 |
| Fluorene | ND | | 0.10 | 0.016 | ug/L | | 12/18/25 14:02 | 12/22/25 09:05 | 1 |
| Di-n-octyl phthalate | ND | | 5.0 | 2.1 | ug/L | | 12/18/25 14:02 | 12/22/25 09:05 | 1 |
| Hexachlorobenzene | ND | | 0.20 | 0.039 | ug/L | | 12/18/25 14:02 | 12/22/25 09:05 | 1 |
| Hexachlorobutadiene | ND | | 0.20 | 0.069 | ug/L | | 12/18/25 14:02 | 12/22/25 09:05 | 1 |
| Hexachloroethane | ND | | 0.20 | 0.043 | ug/L | | 12/18/25 14:02 | 12/22/25 09:05 | 1 |
| Indeno[1,2,3-cd]pyrene | ND | | 0.10 | 0.020 | ug/L | | 12/18/25 14:02 | 12/22/25 09:05 | 1 |
| Isophorone | ND | | 2.0 | 0.13 | ug/L | | 12/18/25 14:02 | 12/22/25 09:05 | 1 |
| Naphthalene | ND | | 0.10 | 0.021 | ug/L | | 12/18/25 14:02 | 12/22/25 09:05 | 1 |
| N-Nitrosodi-n-propylamine | ND | | 0.20 | 0.062 | ug/L | | 12/18/25 14:02 | 12/22/25 09:05 | 1 |
| Pentachlorophenol | ND | | 5.0 | 3.5 | ug/L | | 12/18/25 14:02 | 12/22/25 09:05 | 1 |
| Phenanthrene | ND | | 0.10 | 0.014 | ug/L | | 12/18/25 14:02 | 12/22/25 09:05 | 1 |
| Phenol | ND | | 1.0 | 0.18 | ug/L | | 12/18/25 14:02 | 12/22/25 09:05 | 1 |
| Pyrene | ND | | 0.10 | 0.014 | ug/L | | 12/18/25 14:02 | 12/22/25 09:05 | 1 |
| Di-n-butyl phthalate | ND | | 5.0 | 2.5 | ug/L | | 12/18/25 14:02 | 12/22/25 09:05 | 1 |
| 1,2,4-Trichlorobenzene | ND | | 0.20 | 0.042 | ug/L | | 12/18/25 14:02 | 12/22/25 09:05 | 1 |
| 2,4-Dinitrotoluene | ND | | 0.20 | 0.069 | ug/L | | 12/18/25 14:02 | 12/22/25 09:05 | 1 |
| 4-Nitroaniline | ND | | 5.0 | 0.94 | ug/L | | 12/18/25 14:02 | 12/22/25 09:05 | 1 |

Eurofins Calscience

QC Sample Results

Client: Stantec Consulting Services Inc
 Project/Site: ExxonMobil Gladiola Station / 238000257

Job ID: 570-258142-1

Method: 8270E - Semivolatile Organic Compounds (GC-MS/MS) (Continued)

Lab Sample ID: MB 570-672271/1-A

Client Sample ID: Method Blank

Matrix: Water

Prep Type: Total/NA

Analysis Batch: 673797

Prep Batch: 672271

| Analyte | MB | MB | RL | MDL | Unit | D | Prepared | Analyzed | Dil Fac |
|------------------------------|---------|-----------|------|-------|------|---|----------------|----------------|---------|
| | Result | Qualifier | | | | | | | |
| 1,3-Dichlorobenzene | ND | | 0.20 | 0.024 | ug/L | | 12/18/25 14:02 | 12/22/25 09:05 | 1 |
| Nitrobenzene | ND | | 0.20 | 0.049 | ug/L | | 12/18/25 14:02 | 12/22/25 09:05 | 1 |
| Pyridine | ND | | 5.0 | 1.2 | ug/L | | 12/18/25 14:02 | 12/22/25 09:05 | 1 |
| 3,3'-Dichlorobenzidine | ND | | 5.0 | 3.4 | ug/L | | 12/18/25 14:02 | 12/22/25 09:05 | 1 |
| 2-Nitroaniline | ND | | 5.0 | 1.5 | ug/L | | 12/18/25 14:02 | 12/22/25 09:05 | 1 |
| 4-Bromophenyl phenyl ether | ND | | 0.20 | 0.055 | ug/L | | 12/18/25 14:02 | 12/22/25 09:05 | 1 |
| Diethyl phthalate | ND | | 5.0 | 1.1 | ug/L | | 12/18/25 14:02 | 12/22/25 09:05 | 1 |
| 1,2-Dichlorobenzene | ND | | 0.20 | 0.025 | ug/L | | 12/18/25 14:02 | 12/22/25 09:05 | 1 |
| 2,2'-oxybis[1-chloropropane] | ND | | 0.20 | 0.081 | ug/L | | 12/18/25 14:02 | 12/22/25 09:05 | 1 |
| N-Nitrosodiphenylamine | ND | | 0.20 | 0.052 | ug/L | | 12/18/25 14:02 | 12/22/25 09:05 | 1 |
| Bis(2-chloroethyl)ether | ND | | 0.20 | 0.051 | ug/L | | 12/18/25 14:02 | 12/22/25 09:05 | 1 |
| Azobenzene | ND | | 1.0 | 0.13 | ug/L | | 12/18/25 14:02 | 12/22/25 09:05 | 1 |
| Butyl benzyl phthalate | ND | | 5.0 | 1.7 | ug/L | | 12/18/25 14:02 | 12/22/25 09:05 | 1 |
| Hexachlorocyclopentadiene | ND | | 0.20 | 0.030 | ug/L | | 12/18/25 14:02 | 12/22/25 09:05 | 1 |
| 4-Chloroaniline | ND | | 5.0 | 2.0 | ug/L | | 12/18/25 14:02 | 12/22/25 09:05 | 1 |
| 3-Nitroaniline | ND | | 5.0 | 1.5 | ug/L | | 12/18/25 14:02 | 12/22/25 09:05 | 1 |
| 2,6-Dinitrotoluene | ND | | 0.20 | 0.077 | ug/L | | 12/18/25 14:02 | 12/22/25 09:05 | 1 |
| N-Nitrosodimethylamine | 0.03936 | J I | 0.20 | 0.018 | ug/L | | 12/18/25 14:02 | 12/22/25 09:05 | 1 |
| Benzyl alcohol | ND | | 1.0 | 0.38 | ug/L | | 12/18/25 14:02 | 12/22/25 09:05 | 1 |
| 1,4-Dichlorobenzene | ND | | 0.20 | 0.032 | ug/L | | 12/18/25 14:02 | 12/22/25 09:05 | 1 |
| Bis(2-chloroethoxy)methane | ND | | 0.20 | 0.052 | ug/L | | 12/18/25 14:02 | 12/22/25 09:05 | 1 |
| 2-Chloronaphthalene | ND | | 0.20 | 0.037 | ug/L | | 12/18/25 14:02 | 12/22/25 09:05 | 1 |

| Surrogate | MB | MB | Limits | Prepared | Analyzed | Dil Fac |
|-----------------------------|-----------|-----------|----------|----------------|----------------|---------|
| | %Recovery | Qualifier | | | | |
| 2,4,6-Tribromophenol (Surr) | 95 | | 19 - 190 | 12/18/25 14:02 | 12/22/25 09:05 | 1 |
| 2-Fluorobiphenyl (Surr) | 103 | | 31 - 169 | 12/18/25 14:02 | 12/22/25 09:05 | 1 |
| 2-Fluorophenol (Surr) | 72 | | 23 - 108 | 12/18/25 14:02 | 12/22/25 09:05 | 1 |
| Nitrobenzene-d5 (Surr) | 120 | | 37 - 188 | 12/18/25 14:02 | 12/22/25 09:05 | 1 |
| p-Terphenyl-d14 (Surr) | 113 | | 17 - 155 | 12/18/25 14:02 | 12/22/25 09:05 | 1 |
| Phenol-d6 (Surr) | 49 | | 17 - 130 | 12/18/25 14:02 | 12/22/25 09:05 | 1 |

Lab Sample ID: LCS 570-672271/2-A

Client Sample ID: Lab Control Sample

Matrix: Water

Prep Type: Total/NA

Analysis Batch: 673797

Prep Batch: 672271

| Analyte | Spike Added | LCS Result | LCS Qualifier | Unit | D | %Rec | %Rec Limits |
|-----------------------|-------------|------------|---------------|------|---|------|-------------|
| | | | | | | | |
| 2,4,5-Trichlorophenol | 11.4 | 11.68 | | ug/L | | 102 | 11 - 164 |
| 2,4,6-Trichlorophenol | 11.4 | 11.79 | | ug/L | | 103 | 10 - 156 |
| 2,4-Dichlorophenol | 11.4 | 11.03 | | ug/L | | 97 | 37 - 138 |
| 2,4-Dimethylphenol | 11.4 | 11.23 | | ug/L | | 98 | 50 - 132 |
| 2,4-Dinitrophenol | 22.9 | 11.00 | | ug/L | | 48 | 10 - 120 |
| 2,6-Dichlorophenol | 11.4 | 10.94 | | ug/L | | 96 | 26 - 140 |
| 2-Chlorophenol | 11.4 | 10.09 | | ug/L | | 88 | 38 - 132 |
| 2-Methylnaphthalene | 11.4 | 9.590 | | ug/L | | 84 | 56 - 120 |
| 2-Methylphenol | 11.4 | 9.977 | | ug/L | | 87 | 43 - 121 |
| 2-Nitrophenol | 11.4 | 10.98 | | ug/L | | 96 | 15 - 160 |
| 3 & 4 Methylphenol | 11.4 | 9.336 | | ug/L | | 82 | 39 - 120 |

Eurofins Calscience

QC Sample Results

Client: Stantec Consulting Services Inc
 Project/Site: ExxonMobil Gladiola Station / 238000257

Job ID: 570-258142-1

Method: 8270E - Semivolatile Organic Compounds (GC-MS/MS) (Continued)

Lab Sample ID: LCS 570-672271/2-A

Matrix: Water

Analysis Batch: 673797

Client Sample ID: Lab Control Sample

Prep Type: Total/NA

Prep Batch: 672271

| Analyte | Spike Added | LCS Result | LCS Qualifier | Unit | D | %Rec | %Rec Limits |
|------------------------------|-------------|------------|---------------|------|---|------|-------------|
| 4,6-Dinitro-2-methylphenol | 22.9 | 12.65 | | ug/L | | 55 | 10 - 130 |
| 4-Chloro-3-methylphenol | 11.4 | 11.56 | | ug/L | | 101 | 47 - 137 |
| 4-Nitrophenol | 22.9 | 5.921 | | ug/L | | 26 | 10 - 120 |
| Acenaphthene | 11.4 | 11.17 | | ug/L | | 98 | 52 - 120 |
| Acenaphthylene | 11.4 | 11.13 | | ug/L | | 97 | 58 - 120 |
| Aniline | 11.4 | 5.196 | | ug/L | | 45 | 10 - 120 |
| Anthracene | 11.4 | 11.10 | | ug/L | | 97 | 50 - 120 |
| Benzidine | 11.4 | 2.154 | J | ug/L | | 19 | 10 - 120 |
| Benzo[a]anthracene | 11.4 | 10.31 | | ug/L | | 90 | 23 - 120 |
| Benzo[a]pyrene | 11.4 | 11.06 | | ug/L | | 97 | 14 - 120 |
| Benzo[b]fluoranthene | 11.4 | 10.59 | | ug/L | | 93 | 16 - 120 |
| Benzo[g,h,i]perylene | 11.4 | 10.86 | | ug/L | | 95 | 16 - 120 |
| Benzo[k]fluoranthene | 11.4 | 10.86 | | ug/L | | 95 | 17 - 120 |
| Benzoic acid | 22.9 | 9.345 | J | ug/L | | 41 | 10 - 126 |
| Bis(2-ethylhexyl) phthalate | 11.4 | 10.70 | | ug/L | | 94 | 16 - 120 |
| Chrysene | 11.4 | 10.76 | | ug/L | | 94 | 24 - 120 |
| Dibenz(a,h)anthracene | 11.4 | 11.45 | | ug/L | | 100 | 16 - 120 |
| Dibenzofuran | 11.4 | 10.82 | | ug/L | | 95 | 59 - 120 |
| 4-Chlorophenyl phenyl ether | 11.4 | 11.66 | | ug/L | | 102 | 51 - 120 |
| Dimethyl phthalate | 11.4 | 11.60 | | ug/L | | 101 | 61 - 132 |
| Fluoranthene | 11.4 | 10.67 | | ug/L | | 93 | 48 - 120 |
| Fluorene | 11.4 | 11.21 | | ug/L | | 98 | 53 - 120 |
| Di-n-octyl phthalate | 11.4 | 10.65 | | ug/L | | 93 | 10 - 120 |
| Hexachlorobenzene | 11.4 | 10.31 | | ug/L | | 90 | 25 - 120 |
| Hexachlorobutadiene | 11.4 | 7.821 | | ug/L | | 68 | 27 - 120 |
| Hexachloroethane | 11.4 | 8.278 | | ug/L | | 72 | 42 - 120 |
| Indeno[1,2,3-cd]pyrene | 11.4 | 10.52 | | ug/L | | 92 | 16 - 120 |
| Isophorone | 11.4 | 13.20 | | ug/L | | 116 | 66 - 130 |
| Naphthalene | 11.4 | 10.01 | | ug/L | | 88 | 48 - 120 |
| N-Nitrosodi-n-propylamine | 11.4 | 10.26 | | ug/L | | 90 | 69 - 142 |
| Pentachlorophenol | 22.9 | 20.93 | | ug/L | | 92 | 10 - 169 |
| Phenanthrene | 11.4 | 10.68 | | ug/L | | 93 | 49 - 120 |
| Phenol | 11.4 | 5.392 | | ug/L | | 47 | 27 - 120 |
| Pyrene | 11.4 | 10.44 | | ug/L | | 91 | 39 - 120 |
| Di-n-butyl phthalate | 11.4 | 11.33 | | ug/L | | 99 | 65 - 162 |
| 1,2,4-Trichlorobenzene | 11.4 | 8.729 | | ug/L | | 76 | 49 - 120 |
| 2,4-Dinitrotoluene | 11.4 | 10.84 | | ug/L | | 95 | 27 - 161 |
| 4-Nitroaniline | 11.4 | 8.326 | | ug/L | | 73 | 32 - 120 |
| 1,3-Dichlorobenzene | 11.4 | 9.710 | | ug/L | | 85 | 46 - 120 |
| Nitrobenzene | 11.4 | 11.97 | | ug/L | | 105 | 48 - 131 |
| Pyridine | 22.9 | 7.205 | | ug/L | | 32 | 20 - 120 |
| 3,3'-Dichlorobenzidine | 11.4 | 7.296 | | ug/L | | 64 | 14 - 122 |
| 2-Nitroaniline | 11.4 | 11.13 | | ug/L | | 97 | 32 - 153 |
| 4-Bromophenyl phenyl ether | 11.4 | 10.10 | | ug/L | | 88 | 45 - 120 |
| Diethyl phthalate | 11.4 | 12.67 | | ug/L | | 111 | 53 - 134 |
| 1,2-Dichlorobenzene | 11.4 | 9.841 | | ug/L | | 86 | 49 - 120 |
| 2,2'-oxybis[1-chloropropane] | 11.4 | 10.51 | | ug/L | | 92 | 61 - 120 |
| N-Nitrosodiphenylamine | 11.4 | 11.20 | | ug/L | | 98 | 45 - 129 |
| Bis(2-chloroethyl)ether | 11.4 | 11.73 | | ug/L | | 103 | 50 - 129 |

Eurofins Calscience

QC Sample Results

Client: Stantec Consulting Services Inc
Project/Site: ExxonMobil Gladiola Station / 238000257

Job ID: 570-258142-1

Method: 8270E - Semivolatile Organic Compounds (GC-MS/MS) (Continued)

Lab Sample ID: LCS 570-672271/2-A

Matrix: Water

Analysis Batch: 673797

Client Sample ID: Lab Control Sample

Prep Type: Total/NA

Prep Batch: 672271

| Analyte | Spike Added | LCS Result | LCS Qualifier | Unit | D | %Rec | %Rec Limits |
|----------------------------|-------------|------------|---------------|------|---|------|-------------|
| Azobenzene | 11.4 | 12.39 | | ug/L | | 108 | 47 - 120 |
| Butyl benzyl phthalate | 11.4 | 10.84 | | ug/L | | 95 | 44 - 126 |
| Hexachlorocyclopentadiene | 11.4 | 8.410 | | ug/L | | 74 | 15 - 120 |
| 4-Chloroaniline | 11.4 | 5.664 | | ug/L | | 50 | 19 - 120 |
| 3-Nitroaniline | 11.4 | 6.764 | | ug/L | | 59 | 26 - 120 |
| 2,6-Dinitrotoluene | 11.4 | 11.33 | | ug/L | | 99 | 37 - 151 |
| N-Nitrosodimethylamine | 11.4 | 3.442 | | ug/L | | 30 | 25 - 120 |
| Benzyl alcohol | 11.4 | 8.217 | | ug/L | | 72 | 43 - 120 |
| 1,4-Dichlorobenzene | 11.4 | 9.674 | | ug/L | | 85 | 48 - 120 |
| Bis(2-chloroethoxy)methane | 11.4 | 12.34 | | ug/L | | 108 | 53 - 132 |
| 2-Chloronaphthalene | 11.4 | 9.690 | | ug/L | | 85 | 56 - 120 |

| Surrogate | LCS %Recovery | LCS Qualifier | LCS Limits |
|-----------------------------|---------------|---------------|------------|
| 2,4,6-Tribromophenol (Surr) | 99 | | 19 - 190 |
| 2-Fluorobiphenyl (Surr) | 80 | | 31 - 169 |
| 2-Fluorophenol (Surr) | 64 | | 23 - 108 |
| Nitrobenzene-d5 (Surr) | 113 | | 37 - 188 |
| p-Terphenyl-d14 (Surr) | 90 | | 17 - 155 |
| Phenol-d6 (Surr) | 47 | | 17 - 130 |

Lab Sample ID: LCSD 570-672271/3-A

Matrix: Water

Analysis Batch: 673797

Client Sample ID: Lab Control Sample Dup

Prep Type: Total/NA

Prep Batch: 672271

| Analyte | Spike Added | LCSD Result | LCSD Qualifier | Unit | D | %Rec | %Rec Limits | RPD | RPD Limit |
|----------------------------|-------------|-------------|----------------|------|---|------|-------------|-----|-----------|
| 1-Methylnaphthalene | 11.4 | 11.05 | | ug/L | | 97 | 51 - 120 | 11 | 20 |
| 2,4,5-Trichlorophenol | 11.4 | 13.33 | | ug/L | | 117 | 11 - 164 | 13 | 20 |
| 2,4,6-Trichlorophenol | 11.4 | 14.11 | | ug/L | | 123 | 10 - 156 | 18 | 20 |
| 2,4-Dichlorophenol | 11.4 | 13.30 | | ug/L | | 116 | 37 - 138 | 19 | 20 |
| 2,4-Dimethylphenol | 11.4 | 13.37 | | ug/L | | 117 | 50 - 132 | 17 | 20 |
| 2,4-Dinitrophenol | 22.9 | 12.56 | | ug/L | | 55 | 10 - 120 | 13 | 20 |
| 2,6-Dichlorophenol | 11.4 | 13.42 | | ug/L | | 117 | 26 - 140 | 20 | 20 |
| 2-Chlorophenol | 11.4 | 11.51 | | ug/L | | 101 | 38 - 132 | 13 | 20 |
| 2-Methylnaphthalene | 11.4 | 10.67 | | ug/L | | 93 | 56 - 120 | 11 | 20 |
| 2-Methylphenol | 11.4 | 11.19 | | ug/L | | 98 | 43 - 121 | 11 | 20 |
| 2-Nitrophenol | 11.4 | 13.07 | | ug/L | | 114 | 15 - 160 | 17 | 20 |
| 3 & 4 Methylphenol | 11.4 | 10.60 | | ug/L | | 93 | 39 - 120 | 13 | 20 |
| 4,6-Dinitro-2-methylphenol | 22.9 | 16.00 | *1 | ug/L | | 70 | 10 - 130 | 23 | 20 |
| 4-Chloro-3-methylphenol | 11.4 | 13.72 | | ug/L | | 120 | 47 - 137 | 17 | 20 |
| 4-Nitrophenol | 22.9 | 8.063 | *1 | ug/L | | 35 | 10 - 120 | 31 | 20 |
| Acenaphthene | 11.4 | 12.23 | | ug/L | | 107 | 52 - 120 | 9 | 20 |
| Acenaphthylene | 11.4 | 12.06 | | ug/L | | 106 | 58 - 120 | 8 | 20 |
| Aniline | 11.4 | 5.772 | | ug/L | | 51 | 10 - 120 | 11 | 20 |
| Anthracene | 11.4 | 12.26 | | ug/L | | 107 | 50 - 120 | 10 | 20 |
| Benzidine | 11.4 | 2.278 | J | ug/L | | 20 | 10 - 120 | 6 | 20 |
| Benzo[a]anthracene | 11.4 | 11.68 | | ug/L | | 102 | 23 - 120 | 12 | 20 |
| Benzo[a]pyrene | 11.4 | 12.10 | | ug/L | | 106 | 14 - 120 | 9 | 20 |
| Benzo[b]fluoranthene | 11.4 | 11.70 | | ug/L | | 102 | 16 - 120 | 10 | 20 |

Eurofins Calscience

QC Sample Results

Client: Stantec Consulting Services Inc
 Project/Site: ExxonMobil Gladiola Station / 238000257

Job ID: 570-258142-1

Method: 8270E - Semivolatile Organic Compounds (GC-MS/MS) (Continued)

Lab Sample ID: LCSD 570-672271/3-A

Client Sample ID: Lab Control Sample Dup

Matrix: Water

Prep Type: Total/NA

Analysis Batch: 673797

Prep Batch: 672271

| Analyte | Spike | LCSD | LCSD | Unit | D | %Rec | %Rec | RPD | RPD |
|------------------------------|-------|--------|-----------|------|---|------|----------|-----|-------|
| | Added | Result | Qualifier | | | | Limits | | Limit |
| Benzo[g,h,i]perylene | 11.4 | 11.87 | | ug/L | | 104 | 16 - 120 | 9 | 20 |
| Benzo[k]fluoranthene | 11.4 | 11.77 | | ug/L | | 103 | 17 - 120 | 8 | 20 |
| Benzoic acid | 22.9 | 10.36 | J | ug/L | | 45 | 10 - 126 | 10 | 20 |
| Bis(2-ethylhexyl) phthalate | 11.4 | 12.28 | | ug/L | | 107 | 16 - 120 | 14 | 20 |
| Chrysene | 11.4 | 12.01 | | ug/L | | 105 | 24 - 120 | 11 | 20 |
| Dibenz(a,h)anthracene | 11.4 | 12.80 | | ug/L | | 112 | 16 - 120 | 11 | 20 |
| Dibenzofuran | 11.4 | 11.68 | | ug/L | | 102 | 59 - 120 | 8 | 20 |
| 4-Chlorophenyl phenyl ether | 11.4 | 12.84 | | ug/L | | 112 | 51 - 120 | 10 | 20 |
| Dimethyl phthalate | 11.4 | 13.02 | | ug/L | | 114 | 61 - 132 | 12 | 20 |
| Fluoranthene | 11.4 | 12.08 | | ug/L | | 106 | 48 - 120 | 12 | 20 |
| Fluorene | 11.4 | 12.22 | | ug/L | | 107 | 53 - 120 | 9 | 20 |
| Di-n-octyl phthalate | 11.4 | 12.12 | | ug/L | | 106 | 10 - 120 | 13 | 20 |
| Hexachlorobenzene | 11.4 | 11.24 | | ug/L | | 98 | 25 - 120 | 9 | 20 |
| Hexachlorobutadiene | 11.4 | 8.628 | | ug/L | | 75 | 27 - 120 | 10 | 20 |
| Hexachloroethane | 11.4 | 9.365 | | ug/L | | 82 | 42 - 120 | 12 | 20 |
| Indeno[1,2,3-cd]pyrene | 11.4 | 11.48 | | ug/L | | 100 | 16 - 120 | 9 | 20 |
| Isophorone | 11.4 | 15.16 | *+ me | ug/L | | 133 | 66 - 130 | 14 | 20 |
| Naphthalene | 11.4 | 11.40 | | ug/L | | 100 | 48 - 120 | 13 | 20 |
| N-Nitrosodi-n-propylamine | 11.4 | 11.96 | | ug/L | | 105 | 69 - 142 | 15 | 20 |
| Pentachlorophenol | 22.9 | 25.16 | | ug/L | | 110 | 10 - 169 | 18 | 20 |
| Phenanthrene | 11.4 | 11.73 | | ug/L | | 103 | 49 - 120 | 9 | 20 |
| Phenol | 11.4 | 6.004 | | ug/L | | 53 | 27 - 120 | 11 | 20 |
| Pyrene | 11.4 | 11.24 | | ug/L | | 98 | 39 - 120 | 7 | 20 |
| Di-n-butyl phthalate | 11.4 | 12.84 | | ug/L | | 112 | 65 - 162 | 12 | 20 |
| 1,2,4-Trichlorobenzene | 11.4 | 9.792 | | ug/L | | 86 | 49 - 120 | 11 | 20 |
| 2,4-Dinitrotoluene | 11.4 | 12.97 | | ug/L | | 113 | 27 - 161 | 18 | 20 |
| 4-Nitroaniline | 11.4 | 10.37 | *1 | ug/L | | 91 | 32 - 120 | 22 | 20 |
| 1,3-Dichlorobenzene | 11.4 | 10.50 | | ug/L | | 92 | 46 - 120 | 8 | 20 |
| Nitrobenzene | 11.4 | 13.61 | | ug/L | | 119 | 48 - 131 | 13 | 20 |
| Pyridine | 22.9 | 7.639 | | ug/L | | 33 | 20 - 120 | 6 | 20 |
| 3,3'-Dichlorobenzidine | 11.4 | 8.370 | | ug/L | | 73 | 14 - 122 | 14 | 20 |
| 2-Nitroaniline | 11.4 | 12.90 | | ug/L | | 113 | 32 - 153 | 15 | 20 |
| 4-Bromophenyl phenyl ether | 11.4 | 11.19 | | ug/L | | 98 | 45 - 120 | 10 | 20 |
| Diethyl phthalate | 11.4 | 13.97 | | ug/L | | 122 | 53 - 134 | 10 | 20 |
| 1,2-Dichlorobenzene | 11.4 | 10.60 | | ug/L | | 93 | 49 - 120 | 7 | 20 |
| 2,2'-oxybis[1-chloropropane] | 11.4 | 11.80 | | ug/L | | 103 | 61 - 120 | 12 | 20 |
| N-Nitrosodiphenylamine | 11.4 | 12.79 | | ug/L | | 112 | 45 - 129 | 13 | 20 |
| Bis(2-chloroethyl)ether | 11.4 | 12.86 | | ug/L | | 112 | 50 - 129 | 9 | 20 |
| Azobenzene | 11.4 | 13.35 | | ug/L | | 117 | 47 - 120 | 7 | 20 |
| Butyl benzyl phthalate | 11.4 | 11.89 | | ug/L | | 104 | 44 - 126 | 9 | 20 |
| Hexachlorocyclopentadiene | 11.4 | 9.406 | | ug/L | | 82 | 15 - 120 | 11 | 20 |
| 4-Chloroaniline | 11.4 | 6.832 | | ug/L | | 60 | 19 - 120 | 19 | 20 |
| 3-Nitroaniline | 11.4 | 7.862 | | ug/L | | 69 | 26 - 120 | 15 | 20 |
| 2,6-Dinitrotoluene | 11.4 | 13.80 | | ug/L | | 121 | 37 - 151 | 20 | 20 |
| N-Nitrosodimethylamine | 11.4 | 3.539 | | ug/L | | 31 | 25 - 120 | 3 | 20 |
| Benzyl alcohol | 11.4 | 8.788 | | ug/L | | 77 | 43 - 120 | 7 | 20 |
| 1,4-Dichlorobenzene | 11.4 | 10.52 | | ug/L | | 92 | 48 - 120 | 8 | 20 |
| Bis(2-chloroethoxy)methane | 11.4 | 14.19 | | ug/L | | 124 | 53 - 132 | 14 | 20 |
| 2-Chloronaphthalene | 11.4 | 10.52 | | ug/L | | 92 | 56 - 120 | 8 | 20 |

Eurofins Calscience

QC Sample Results

Client: Stantec Consulting Services Inc
 Project/Site: ExxonMobil Gladiola Station / 238000257

Job ID: 570-258142-1

Method: 8270E - Semivolatile Organic Compounds (GC-MS/MS) (Continued)

| Surrogate | LCSD | | Limits |
|-----------------------------|-----------|-----------|----------|
| | %Recovery | Qualifier | |
| 2,4,6-Tribromophenol (Surr) | 109 | | 19 - 190 |
| 2-Fluorobiphenyl (Surr) | 90 | | 31 - 169 |
| 2-Fluorophenol (Surr) | 71 | | 23 - 108 |
| Nitrobenzene-d5 (Surr) | 121 | | 37 - 188 |
| p-Terphenyl-d14 (Surr) | 89 | | 17 - 155 |
| Phenol-d6 (Surr) | 49 | | 17 - 130 |

Method: 300.0 - Anions, Ion Chromatography

Lab Sample ID: MB 570-670643/5

Matrix: Water

Analysis Batch: 670643

Client Sample ID: Method Blank

Prep Type: Total/NA

| Analyte | MB MB | | RL | MDL | Unit | D | Prepared | Analyzed | Dil Fac |
|----------|--------|-----------|------|-------|------|---|----------|----------------|---------|
| | Result | Qualifier | | | | | | | |
| Chloride | ND | | 1.0 | 0.36 | mg/L | | | 12/16/25 06:19 | 1 |
| Fluoride | ND | | 0.10 | 0.046 | mg/L | | | 12/16/25 06:19 | 1 |

Lab Sample ID: LCS 570-670643/6

Matrix: Water

Analysis Batch: 670643

Client Sample ID: Lab Control Sample

Prep Type: Total/NA

| Analyte | Spike Added | LCS | | Unit | D | %Rec | %Rec Limits |
|----------|-------------|--------|-----------|------|---|------|-------------|
| | | Result | Qualifier | | | | |
| Chloride | 50.0 | 50.98 | | mg/L | | 102 | 90 - 110 |
| Fluoride | 2.50 | 2.627 | | mg/L | | 105 | 90 - 110 |

Lab Sample ID: LCSD 570-670643/7

Matrix: Water

Analysis Batch: 670643

Client Sample ID: Lab Control Sample Dup

Prep Type: Total/NA

| Analyte | Spike Added | LCSD | | Unit | D | %Rec | %Rec Limits | RPD | RPD Limit |
|----------|-------------|--------|-----------|------|---|------|-------------|-----|-----------|
| | | Result | Qualifier | | | | | | |
| Chloride | 50.0 | 51.02 | | mg/L | | 102 | 90 - 110 | 0 | 15 |
| Fluoride | 2.50 | 2.625 | | mg/L | | 105 | 90 - 110 | 0 | 15 |

Lab Sample ID: 570-259958-D-2 MS

Matrix: Water

Analysis Batch: 670643

Client Sample ID: Matrix Spike

Prep Type: Total/NA

| Analyte | Sample Result | Sample Qualifier | Spike Added | MS | | Unit | D | %Rec | %Rec Limits |
|----------|---------------|------------------|-------------|--------|-----------|------|---|------|-------------|
| | | | | Result | Qualifier | | | | |
| Chloride | 31 | | 50.0 | 83.00 | E | mg/L | | 105 | 80 - 120 |
| Fluoride | 0.15 | | 2.50 | 2.978 | | mg/L | | 113 | 80 - 120 |

Lab Sample ID: 570-259958-D-2 MSD

Matrix: Water

Analysis Batch: 670643

Client Sample ID: Matrix Spike Duplicate

Prep Type: Total/NA

| Analyte | Sample Result | Sample Qualifier | Spike Added | MSD | | Unit | D | %Rec | %Rec Limits | RPD | RPD Limit |
|----------|---------------|------------------|-------------|--------|-----------|------|---|------|-------------|-----|-----------|
| | | | | Result | Qualifier | | | | | | |
| Chloride | 31 | | 50.0 | 83.04 | E | mg/L | | 105 | 80 - 120 | 0 | 20 |
| Fluoride | 0.15 | | 2.50 | 2.976 | | mg/L | | 113 | 80 - 120 | 0 | 20 |

Eurofins Calscience

QC Sample Results

Client: Stantec Consulting Services Inc
 Project/Site: ExxonMobil Gladiola Station / 238000257

Job ID: 570-258142-1

Method: 200.8 - Metals (ICP/MS)

Lab Sample ID: MB 570-668360/1-A
 Matrix: Water
 Analysis Batch: 669434

Client Sample ID: Method Blank
 Prep Type: Total Recoverable
 Prep Batch: 668360

| Analyte | MB Result | MB Qualifier | RL | MDL | Unit | D | Prepared | Analyzed | Dil Fac |
|---------|-----------|--------------|------|-------|------|---|----------------|----------------|---------|
| Uranium | ND | | 1.00 | 0.207 | ug/L | | 12/11/25 08:21 | 12/12/25 21:33 | 1 |

Lab Sample ID: LCS 570-668360/2-A
 Matrix: Water
 Analysis Batch: 669434

Client Sample ID: Lab Control Sample
 Prep Type: Total Recoverable
 Prep Batch: 668360

| Analyte | Spike Added | LCS Result | LCS Qualifier | Unit | D | %Rec | %Rec Limits |
|---------|-------------|------------|---------------|------|---|------|-------------|
| Uranium | 80.0 | 75.47 | | ug/L | | 94 | 85 - 115 |

Lab Sample ID: LCSD 570-668360/3-A
 Matrix: Water
 Analysis Batch: 669434

Client Sample ID: Lab Control Sample Dup
 Prep Type: Total Recoverable
 Prep Batch: 668360

| Analyte | Spike Added | LCSD Result | LCSD Qualifier | Unit | D | %Rec | %Rec Limits | RPD | RPD Limit |
|---------|-------------|-------------|----------------|------|---|------|-------------|-----|-----------|
| Uranium | 80.0 | 73.94 | | ug/L | | 92 | 85 - 115 | 2 | 20 |

Lab Sample ID: 885-38681-A-1-E MS
 Matrix: Water
 Analysis Batch: 669434

Client Sample ID: Matrix Spike
 Prep Type: Total Recoverable
 Prep Batch: 668360

| Analyte | Sample Result | Sample Qualifier | Spike Added | MS Result | MS Qualifier | Unit | D | %Rec | %Rec Limits |
|---------|---------------|------------------|-------------|-----------|--------------|------|---|------|-------------|
| Uranium | 0.395 | J | 80.0 | 84.28 | | ug/L | | 105 | 80 - 120 |

Lab Sample ID: 885-38681-A-1-F MSD
 Matrix: Water
 Analysis Batch: 669434

Client Sample ID: Matrix Spike Duplicate
 Prep Type: Total Recoverable
 Prep Batch: 668360

| Analyte | Sample Result | Sample Qualifier | Spike Added | MSD Result | MSD Qualifier | Unit | D | %Rec | %Rec Limits | RPD | RPD Limit |
|---------|---------------|------------------|-------------|------------|---------------|------|---|------|-------------|-----|-----------|
| Uranium | 0.395 | J | 80.0 | 86.00 | | ug/L | | 107 | 80 - 120 | 2 | 20 |

Lab Sample ID: MB 570-672025/1-A
 Matrix: Water
 Analysis Batch: 672329

Client Sample ID: Method Blank
 Prep Type: Total Recoverable
 Prep Batch: 672025

| Analyte | MB Result | MB Qualifier | RL | MDL | Unit | D | Prepared | Analyzed | Dil Fac |
|---------|-----------|--------------|------|-------|------|---|----------------|----------------|---------|
| Uranium | ND | | 1.00 | 0.207 | ug/L | | 12/18/25 06:41 | 12/18/25 15:03 | 1 |

Lab Sample ID: LCS 570-672025/2-A
 Matrix: Water
 Analysis Batch: 672329

Client Sample ID: Lab Control Sample
 Prep Type: Total Recoverable
 Prep Batch: 672025

| Analyte | Spike Added | LCS Result | LCS Qualifier | Unit | D | %Rec | %Rec Limits |
|---------|-------------|------------|---------------|------|---|------|-------------|
| Uranium | 80.0 | 77.13 | | ug/L | | 96 | 85 - 115 |

Lab Sample ID: LCSD 570-672025/3-A
 Matrix: Water
 Analysis Batch: 672329

Client Sample ID: Lab Control Sample Dup
 Prep Type: Total Recoverable
 Prep Batch: 672025

| Analyte | Spike Added | LCSD Result | LCSD Qualifier | Unit | D | %Rec | %Rec Limits | RPD | RPD Limit |
|---------|-------------|-------------|----------------|------|---|------|-------------|-----|-----------|
| Uranium | 80.0 | 75.97 | | ug/L | | 95 | 85 - 115 | 2 | 20 |

Eurofins Calscience

QC Sample Results

Client: Stantec Consulting Services Inc
 Project/Site: ExxonMobil Gladiola Station / 238000257

Job ID: 570-258142-1

Method: 200.8 - Metals (ICP/MS)

Lab Sample ID: 550-238917-F-1-B MS
 Matrix: Water
 Analysis Batch: 672329

Client Sample ID: Matrix Spike
 Prep Type: Total Recoverable
 Prep Batch: 672025

| Analyte | Sample Result | Sample Qualifier | Spike Added | MS Result | MS Qualifier | Unit | D | %Rec | %Rec Limits |
|---------|---------------|------------------|-------------|-----------|--------------|------|---|------|-------------|
| Uranium | 0.617 | J | 80.0 | 84.86 | | ug/L | | 105 | 80 - 120 |

Lab Sample ID: 550-238917-F-1-C MSD
 Matrix: Water
 Analysis Batch: 672329

Client Sample ID: Matrix Spike Duplicate
 Prep Type: Total Recoverable
 Prep Batch: 672025

| Analyte | Sample Result | Sample Qualifier | Spike Added | MSD Result | MSD Qualifier | Unit | D | %Rec | %Rec Limits | RPD | Limit |
|---------|---------------|------------------|-------------|------------|---------------|------|---|------|-------------|-----|-------|
| Uranium | 0.617 | J | 80.0 | 83.43 | | ug/L | | 104 | 80 - 120 | 2 | 20 |

Method: 245.1 - Mercury (CVAA)

Lab Sample ID: MB 570-667739/1-A
 Matrix: Water
 Analysis Batch: 667871

Client Sample ID: Method Blank
 Prep Type: Total/NA
 Prep Batch: 667739

| Analyte | MB Result | MB Qualifier | RL | MDL | Unit | D | Prepared | Analyzed | Dil Fac |
|---------|-----------|--------------|----------|----------|------|---|----------------|----------------|---------|
| Mercury | ND | | 0.000200 | 0.000124 | mg/L | | 12/10/25 09:19 | 12/10/25 15:32 | 1 |

Lab Sample ID: LCS 570-667739/2-A
 Matrix: Water
 Analysis Batch: 667871

Client Sample ID: Lab Control Sample
 Prep Type: Total/NA
 Prep Batch: 667739

| Analyte | Spike Added | LCS Result | LCS Qualifier | Unit | D | %Rec | %Rec Limits |
|---------|-------------|------------|---------------|------|---|------|-------------|
| Mercury | 0.00800 | 0.007433 | | mg/L | | 93 | 85 - 115 |

Lab Sample ID: LCSD 570-667739/3-A
 Matrix: Water
 Analysis Batch: 667871

Client Sample ID: Lab Control Sample Dup
 Prep Type: Total/NA
 Prep Batch: 667739

| Analyte | Spike Added | LCSD Result | LCSD Qualifier | Unit | D | %Rec | %Rec Limits | RPD | Limit |
|---------|-------------|-------------|----------------|------|---|------|-------------|-----|-------|
| Mercury | 0.00800 | 0.007706 | | mg/L | | 96 | 85 - 115 | 4 | 10 |

Lab Sample ID: MB 570-668552/1-A
 Matrix: Water
 Analysis Batch: 668642

Client Sample ID: Method Blank
 Prep Type: Total/NA
 Prep Batch: 668552

| Analyte | MB Result | MB Qualifier | RL | MDL | Unit | D | Prepared | Analyzed | Dil Fac |
|---------|-----------|--------------|----------|----------|------|---|----------------|----------------|---------|
| Mercury | ND | | 0.000200 | 0.000124 | mg/L | | 12/11/25 13:05 | 12/11/25 15:33 | 1 |

Lab Sample ID: LCS 570-668552/2-A
 Matrix: Water
 Analysis Batch: 668642

Client Sample ID: Lab Control Sample
 Prep Type: Total/NA
 Prep Batch: 668552

| Analyte | Spike Added | LCS Result | LCS Qualifier | Unit | D | %Rec | %Rec Limits |
|---------|-------------|------------|---------------|------|---|------|-------------|
| Mercury | 0.00800 | 0.007735 | | mg/L | | 97 | 85 - 115 |

Eurofins Calscience

QC Sample Results

Client: Stantec Consulting Services Inc
 Project/Site: ExxonMobil Gladiola Station / 238000257

Job ID: 570-258142-1

Method: 245.1 - Mercury (CVAA) (Continued)

Lab Sample ID: LCSD 570-668552/3-A
 Matrix: Water
 Analysis Batch: 668642

Client Sample ID: Lab Control Sample Dup
 Prep Type: Total/NA
 Prep Batch: 668552

| Analyte | Spike Added | LCSD Result | LCSD Qualifier | Unit | D | %Rec | %Rec Limits | RPD | RPD Limit |
|---------|-------------|-------------|----------------|------|---|------|-------------|-----|-----------|
| Mercury | 0.00800 | 0.008073 | | mg/L | | 101 | 85 - 115 | 4 | 10 |

Lab Sample ID: 570-258491-A-1-C MS
 Matrix: Water
 Analysis Batch: 668642

Client Sample ID: Matrix Spike
 Prep Type: Total/NA
 Prep Batch: 668552

| Analyte | Sample Result | Sample Qualifier | Spike Added | MS Result | MS Qualifier | Unit | D | %Rec | %Rec Limits | RPD | RPD Limit |
|---------|---------------|------------------|-------------|-----------|--------------|------|---|------|-------------|-----|-----------|
| Mercury | ND | | 0.00800 | 0.007845 | | mg/L | | 98 | 85 - 115 | | |

Lab Sample ID: 570-258491-A-1-D MSD
 Matrix: Water
 Analysis Batch: 668642

Client Sample ID: Matrix Spike Duplicate
 Prep Type: Total/NA
 Prep Batch: 668552

| Analyte | Sample Result | Sample Qualifier | Spike Added | MSD Result | MSD Qualifier | Unit | D | %Rec | %Rec Limits | RPD | RPD Limit |
|---------|---------------|------------------|-------------|------------|---------------|------|---|------|-------------|-----|-----------|
| Mercury | ND | | 0.00800 | 0.007744 | | mg/L | | 97 | 85 - 115 | 1 | 10 |

Lab Sample ID: 570-258730-D-1-B MS
 Matrix: Water
 Analysis Batch: 667871

Client Sample ID: Matrix Spike
 Prep Type: Dissolved
 Prep Batch: 667739

| Analyte | Sample Result | Sample Qualifier | Spike Added | MS Result | MS Qualifier | Unit | D | %Rec | %Rec Limits | RPD | RPD Limit |
|---------|---------------|------------------|-------------|-----------|--------------|------|---|------|-------------|-----|-----------|
| Mercury | ND | F2 F1 | 0.00800 | 0.007033 | | mg/L | | 88 | 85 - 115 | | |

Lab Sample ID: 570-258730-D-1-C MSD
 Matrix: Water
 Analysis Batch: 667871

Client Sample ID: Matrix Spike Duplicate
 Prep Type: Dissolved
 Prep Batch: 667739

| Analyte | Sample Result | Sample Qualifier | Spike Added | MSD Result | MSD Qualifier | Unit | D | %Rec | %Rec Limits | RPD | RPD Limit |
|---------|---------------|------------------|-------------|------------|---------------|------|---|------|-------------|-----|-----------|
| Mercury | ND | F2 F1 | 0.00800 | 0.005957 | F2 F1 | mg/L | | 74 | 85 - 115 | 17 | 10 |

Method: 6010B - Metals (ICP)

Lab Sample ID: MB 570-672089/1-A
 Matrix: Water
 Analysis Batch: 672516

Client Sample ID: Method Blank
 Prep Type: Total Recoverable
 Prep Batch: 672089

| Analyte | MB Result | MB Qualifier | RL | MDL | Unit | D | Prepared | Analyzed | Dil Fac |
|-----------|-----------|--------------|--------|----------|------|---|----------------|----------------|---------|
| Arsenic | ND | | 0.100 | 0.00986 | mg/L | | 12/18/25 08:07 | 12/18/25 18:01 | 1 |
| Barium | ND | | 0.0100 | 0.00713 | mg/L | | 12/18/25 08:07 | 12/18/25 18:01 | 1 |
| Cadmium | ND | | 0.0100 | 0.000449 | mg/L | | 12/18/25 08:07 | 12/18/25 18:01 | 1 |
| Chromium | ND | | 0.0500 | 0.00814 | mg/L | | 12/18/25 08:07 | 12/18/25 18:01 | 1 |
| Lead | ND | | 0.0500 | 0.00447 | mg/L | | 12/18/25 08:07 | 12/18/25 18:01 | 1 |
| Selenium | ND | | 0.0500 | 0.0145 | mg/L | | 12/18/25 08:07 | 12/18/25 18:01 | 1 |
| Silver | ND | | 0.0100 | 0.00679 | mg/L | | 12/18/25 08:07 | 12/18/25 18:01 | 1 |
| Beryllium | ND | | 0.0100 | 0.00296 | mg/L | | 12/18/25 08:07 | 12/18/25 18:01 | 1 |
| Thallium | ND | | 0.0500 | 0.00670 | mg/L | | 12/18/25 08:07 | 12/18/25 18:01 | 1 |

Eurofins Calscience

QC Sample Results

Client: Stantec Consulting Services Inc
 Project/Site: ExxonMobil Gladiola Station / 238000257

Job ID: 570-258142-1

Method: 6010B - Metals (ICP) (Continued)

Lab Sample ID: LCS 570-672089/2-A
Matrix: Water
Analysis Batch: 672516

Client Sample ID: Lab Control Sample
Prep Type: Total Recoverable
Prep Batch: 672089

| Analyte | Spike Added | LCS Result | LCS Qualifier | Unit | D | %Rec | %Rec Limits | |
|-----------|-------------|------------|---------------|------|---|------|-------------|--|
| | | | | | | | | |
| Arsenic | 0.500 | 0.4681 | | mg/L | | 94 | 80 - 120 | |
| Barium | 0.500 | 0.4734 | | mg/L | | 95 | 80 - 120 | |
| Cadmium | 0.500 | 0.4700 | | mg/L | | 94 | 80 - 120 | |
| Chromium | 0.500 | 0.4739 | | mg/L | | 95 | 80 - 120 | |
| Lead | 0.500 | 0.4751 | | mg/L | | 95 | 80 - 120 | |
| Selenium | 0.500 | 0.4513 | | mg/L | | 90 | 80 - 120 | |
| Silver | 0.250 | 0.2363 | | mg/L | | 95 | 80 - 120 | |
| Beryllium | 0.500 | 0.4715 | | mg/L | | 94 | 80 - 120 | |
| Thallium | 0.500 | 0.4461 | | mg/L | | 89 | 80 - 120 | |

Lab Sample ID: LCSD 570-672089/3-A
Matrix: Water
Analysis Batch: 672516

Client Sample ID: Lab Control Sample Dup
Prep Type: Total Recoverable
Prep Batch: 672089

| Analyte | Spike Added | LCSD Result | LCSD Qualifier | Unit | D | %Rec | %Rec Limits | | RPD Limit | |
|-----------|-------------|-------------|----------------|------|---|------|-------------|---|-----------|-------|
| | | | | | | | | | RPD | Limit |
| Arsenic | 0.500 | 0.4661 | | mg/L | | 93 | 80 - 120 | 0 | 20 | |
| Barium | 0.500 | 0.4680 | | mg/L | | 94 | 80 - 120 | 1 | 20 | |
| Cadmium | 0.500 | 0.4659 | | mg/L | | 93 | 80 - 120 | 1 | 20 | |
| Chromium | 0.500 | 0.4701 | | mg/L | | 94 | 80 - 120 | 1 | 20 | |
| Lead | 0.500 | 0.4721 | | mg/L | | 94 | 80 - 120 | 1 | 20 | |
| Selenium | 0.500 | 0.4527 | | mg/L | | 91 | 80 - 120 | 0 | 20 | |
| Silver | 0.250 | 0.2353 | | mg/L | | 94 | 80 - 120 | 0 | 20 | |
| Beryllium | 0.500 | 0.4663 | | mg/L | | 93 | 80 - 120 | 1 | 20 | |
| Thallium | 0.500 | 0.4418 | | mg/L | | 88 | 80 - 120 | 1 | 20 | |

Lab Sample ID: 570-258542-F-1-B MS
Matrix: Water
Analysis Batch: 672516

Client Sample ID: Matrix Spike
Prep Type: Total Recoverable
Prep Batch: 672089

| Analyte | Sample Result | Sample Qualifier | Spike Added | MS Result | MS Qualifier | Unit | D | %Rec | %Rec Limits | |
|-----------|---------------|------------------|-------------|-----------|--------------|------|---|------|-------------|--|
| | | | | | | | | | | |
| Arsenic | ND | | 0.500 | 0.4767 | | mg/L | | 95 | 80 - 140 | |
| Barium | 0.0365 | | 0.500 | 0.4875 | | mg/L | | 90 | 87 - 123 | |
| Cadmium | ND | | 0.500 | 0.4418 | | mg/L | | 88 | 82 - 124 | |
| Chromium | ND | | 0.500 | 0.4578 | | mg/L | | 92 | 86 - 122 | |
| Lead | ND | | 0.500 | 0.4440 | | mg/L | | 89 | 84 - 120 | |
| Selenium | 0.0247 | J | 0.500 | 0.4771 | | mg/L | | 90 | 79 - 127 | |
| Silver | ND | | 0.250 | 0.2373 | | mg/L | | 95 | 86 - 128 | |
| Beryllium | ND | | 0.500 | 0.4574 | | mg/L | | 91 | 89 - 119 | |
| Thallium | ND | | 0.500 | 0.4070 | | mg/L | | 81 | 79 - 121 | |

Lab Sample ID: 570-258542-F-1-C MSD
Matrix: Water
Analysis Batch: 672516

Client Sample ID: Matrix Spike Duplicate
Prep Type: Total Recoverable
Prep Batch: 672089

| Analyte | Sample Result | Sample Qualifier | Spike Added | MSD Result | MSD Qualifier | Unit | D | %Rec | %Rec Limits | | RPD Limit | |
|----------|---------------|------------------|-------------|------------|---------------|------|---|------|-------------|---|-----------|-------|
| | | | | | | | | | | | RPD | Limit |
| Arsenic | ND | | 0.500 | 0.4886 | | mg/L | | 98 | 80 - 140 | 2 | 11 | |
| Barium | 0.0365 | | 0.500 | 0.4991 | | mg/L | | 93 | 87 - 123 | 2 | 6 | |
| Cadmium | ND | | 0.500 | 0.4522 | | mg/L | | 90 | 82 - 124 | 2 | 7 | |
| Chromium | ND | | 0.500 | 0.4708 | | mg/L | | 94 | 86 - 122 | 3 | 8 | |

Eurofins Calscience

QC Sample Results

Client: Stantec Consulting Services Inc
 Project/Site: ExxonMobil Gladiola Station / 238000257

Job ID: 570-258142-1

Method: 6010B - Metals (ICP) (Continued)

Lab Sample ID: 570-258542-F-1-C MSD

Matrix: Water

Analysis Batch: 672516

Client Sample ID: Matrix Spike Duplicate

Prep Type: Total Recoverable

Prep Batch: 672089

| Analyte | Sample Result | Sample Qualifier | Spike Added | MSD Result | MSD Qualifier | Unit | D | %Rec | %Rec Limits | RPD | RPD Limit |
|-----------|---------------|------------------|-------------|------------|---------------|------|---|------|-------------|-----|-----------|
| Lead | ND | | 0.500 | 0.4565 | | mg/L | | 91 | 84 - 120 | 3 | 7 |
| Selenium | 0.0247 | J | 0.500 | 0.4841 | | mg/L | | 92 | 79 - 127 | 1 | 9 |
| Silver | ND | | 0.250 | 0.2438 | | mg/L | | 98 | 86 - 128 | 3 | 7 |
| Beryllium | ND | | 0.500 | 0.4694 | | mg/L | | 94 | 89 - 119 | 3 | 8 |
| Thallium | ND | | 0.500 | 0.4274 | | mg/L | | 85 | 79 - 121 | 5 | 8 |

Lab Sample ID: MB 570-672100/1-A

Matrix: Water

Analysis Batch: 672516

Client Sample ID: Method Blank

Prep Type: Total Recoverable

Prep Batch: 672100

| Analyte | MB Result | MB Qualifier | RL | MDL | Unit | D | Prepared | Analyzed | Dil Fac |
|-----------|-----------|--------------|--------|----------|------|---|----------------|----------------|---------|
| Arsenic | ND | | 0.100 | 0.00986 | mg/L | | 12/18/25 08:30 | 12/18/25 19:59 | 1 |
| Barium | ND | | 0.0100 | 0.00713 | mg/L | | 12/18/25 08:30 | 12/18/25 19:59 | 1 |
| Cadmium | ND | | 0.0100 | 0.000449 | mg/L | | 12/18/25 08:30 | 12/18/25 19:59 | 1 |
| Chromium | ND | | 0.0500 | 0.00814 | mg/L | | 12/18/25 08:30 | 12/18/25 19:59 | 1 |
| Lead | ND | | 0.0500 | 0.00447 | mg/L | | 12/18/25 08:30 | 12/18/25 19:59 | 1 |
| Selenium | ND | | 0.0500 | 0.0145 | mg/L | | 12/18/25 08:30 | 12/18/25 19:59 | 1 |
| Silver | ND | | 0.0100 | 0.00679 | mg/L | | 12/18/25 08:30 | 12/18/25 19:59 | 1 |
| Beryllium | ND | | 0.0100 | 0.00296 | mg/L | | 12/18/25 08:30 | 12/18/25 19:59 | 1 |
| Thallium | ND | | 0.0500 | 0.00670 | mg/L | | 12/18/25 08:30 | 12/18/25 19:59 | 1 |

Lab Sample ID: LCS 570-672100/2-A

Matrix: Water

Analysis Batch: 672516

Client Sample ID: Lab Control Sample

Prep Type: Total Recoverable

Prep Batch: 672100

| Analyte | Spike Added | LCS Result | LCS Qualifier | Unit | D | %Rec | %Rec Limits |
|-----------|-------------|------------|---------------|------|---|------|-------------|
| Arsenic | 0.500 | 0.4560 | | mg/L | | 91 | 80 - 120 |
| Barium | 0.500 | 0.4612 | | mg/L | | 92 | 80 - 120 |
| Cadmium | 0.500 | 0.4589 | | mg/L | | 92 | 80 - 120 |
| Chromium | 0.500 | 0.4640 | | mg/L | | 93 | 80 - 120 |
| Lead | 0.500 | 0.4648 | | mg/L | | 93 | 80 - 120 |
| Selenium | 0.500 | 0.4440 | | mg/L | | 89 | 80 - 120 |
| Silver | 0.250 | 0.2321 | | mg/L | | 93 | 80 - 120 |
| Beryllium | 0.500 | 0.4603 | | mg/L | | 92 | 80 - 120 |
| Thallium | 0.500 | 0.4324 | | mg/L | | 86 | 80 - 120 |

Lab Sample ID: LCSD 570-672100/3-A

Matrix: Water

Analysis Batch: 672516

Client Sample ID: Lab Control Sample Dup

Prep Type: Total Recoverable

Prep Batch: 672100

| Analyte | Spike Added | LCSD Result | LCSD Qualifier | Unit | D | %Rec | %Rec Limits | RPD | RPD Limit |
|-----------|-------------|-------------|----------------|------|---|------|-------------|-----|-----------|
| Arsenic | 0.500 | 0.4612 | | mg/L | | 92 | 80 - 120 | 1 | 20 |
| Barium | 0.500 | 0.4663 | | mg/L | | 93 | 80 - 120 | 1 | 20 |
| Cadmium | 0.500 | 0.4571 | | mg/L | | 91 | 80 - 120 | 0 | 20 |
| Chromium | 0.500 | 0.4647 | | mg/L | | 93 | 80 - 120 | 0 | 20 |
| Lead | 0.500 | 0.4662 | | mg/L | | 93 | 80 - 120 | 0 | 20 |
| Selenium | 0.500 | 0.4470 | | mg/L | | 89 | 80 - 120 | 1 | 20 |
| Silver | 0.250 | 0.2332 | | mg/L | | 93 | 80 - 120 | 0 | 20 |
| Beryllium | 0.500 | 0.4653 | | mg/L | | 93 | 80 - 120 | 1 | 20 |

Eurofins Calscience

QC Sample Results

Client: Stantec Consulting Services Inc
 Project/Site: ExxonMobil Gladiola Station / 238000257

Job ID: 570-258142-1

Method: 6010B - Metals (ICP) (Continued)

Lab Sample ID: LCSD 570-672100/3-A
 Matrix: Water
 Analysis Batch: 672516

Client Sample ID: Lab Control Sample Dup
 Prep Type: Total Recoverable
 Prep Batch: 672100

| Analyte | Spike Added | LCSD Result | LCSD Qualifier | Unit | D | %Rec | %Rec Limits | RPD | RPD Limit |
|----------|-------------|-------------|----------------|------|---|------|-------------|-----|-----------|
| Thallium | 0.500 | 0.4344 | | mg/L | | 87 | 80 - 120 | 0 | 20 |

Lab Sample ID: 570-258811-F-3-C MS
 Matrix: Water
 Analysis Batch: 672516

Client Sample ID: Matrix Spike
 Prep Type: Total Recoverable
 Prep Batch: 672100

| Analyte | Sample Result | Sample Qualifier | Spike Added | MS Result | MS Qualifier | Unit | D | %Rec | %Rec Limits |
|-----------|---------------|------------------|-------------|-----------|--------------|------|---|------|-------------|
| Arsenic | 0.802 | | 0.500 | 1.315 | | mg/L | | 103 | 80 - 140 |
| Barium | 0.600 | | 0.500 | 1.093 | | mg/L | | 99 | 87 - 123 |
| Cadmium | ND | | 0.500 | 0.4676 | | mg/L | | 94 | 82 - 124 |
| Chromium | 0.0598 | | 0.500 | 0.5270 | | mg/L | | 93 | 86 - 122 |
| Lead | 0.00760 | J | 0.500 | 0.4785 | | mg/L | | 94 | 84 - 120 |
| Selenium | ND | | 0.500 | 0.4782 | | mg/L | | 96 | 79 - 127 |
| Silver | ND | | 0.250 | 0.2504 | | mg/L | | 100 | 86 - 128 |
| Beryllium | ND | | 0.500 | 0.4870 | | mg/L | | 97 | 89 - 119 |
| Thallium | ND | | 0.500 | 0.4420 | | mg/L | | 88 | 79 - 121 |

Lab Sample ID: 570-258811-F-3-D MSD
 Matrix: Water
 Analysis Batch: 672516

Client Sample ID: Matrix Spike Duplicate
 Prep Type: Total Recoverable
 Prep Batch: 672100

| Analyte | Sample Result | Sample Qualifier | Spike Added | MSD Result | MSD Qualifier | Unit | D | %Rec | %Rec Limits | RPD | RPD Limit |
|-----------|---------------|------------------|-------------|------------|---------------|------|---|------|-------------|-----|-----------|
| Arsenic | 0.802 | | 0.500 | 1.283 | | mg/L | | 96 | 80 - 140 | 2 | 11 |
| Barium | 0.600 | | 0.500 | 1.067 | | mg/L | | 93 | 87 - 123 | 2 | 6 |
| Cadmium | ND | | 0.500 | 0.4549 | | mg/L | | 91 | 82 - 124 | 3 | 7 |
| Chromium | 0.0598 | | 0.500 | 0.5125 | | mg/L | | 91 | 86 - 122 | 3 | 8 |
| Lead | 0.00760 | J | 0.500 | 0.4677 | | mg/L | | 92 | 84 - 120 | 2 | 7 |
| Selenium | ND | | 0.500 | 0.4645 | | mg/L | | 93 | 79 - 127 | 3 | 9 |
| Silver | ND | | 0.250 | 0.2438 | | mg/L | | 98 | 86 - 128 | 3 | 7 |
| Beryllium | ND | | 0.500 | 0.4742 | | mg/L | | 95 | 89 - 119 | 3 | 8 |
| Thallium | ND | | 0.500 | 0.4292 | | mg/L | | 86 | 79 - 121 | 3 | 8 |

Method: SM 2540C - Solids, Total Dissolved (TDS)

Lab Sample ID: MB 570-668646/1
 Matrix: Water
 Analysis Batch: 668646

Client Sample ID: Method Blank
 Prep Type: Total/NA

| Analyte | MB Result | MB Qualifier | RL | MDL | Unit | D | Prepared | Analyzed | Dil Fac |
|------------------------|-----------|--------------|------|------|------|---|----------|----------------|---------|
| Total Dissolved Solids | ND | | 10.0 | 5.73 | mg/L | | | 12/11/25 15:27 | 1 |

Lab Sample ID: LCS 570-668646/2
 Matrix: Water
 Analysis Batch: 668646

Client Sample ID: Lab Control Sample
 Prep Type: Total/NA

| Analyte | Spike Added | LCS Result | LCS Qualifier | Unit | D | %Rec | %Rec Limits |
|------------------------|-------------|------------|---------------|------|---|------|-------------|
| Total Dissolved Solids | 1000 | 914.0 | | mg/L | | 91 | 85 - 110 |

QC Sample Results

Client: Stantec Consulting Services Inc
 Project/Site: ExxonMobil Gladiola Station / 238000257

Job ID: 570-258142-1

Method: SM 2540C - Solids, Total Dissolved (TDS) (Continued)

Lab Sample ID: LCSD 570-668646/3
 Matrix: Water
 Analysis Batch: 668646

Client Sample ID: Lab Control Sample Dup
 Prep Type: Total/NA

| Analyte | Spike Added | LCSD Result | LCSD Qualifier | Unit | D | %Rec | %Rec Limits | RPD | RPD Limit |
|------------------------|-------------|-------------|----------------|------|---|------|-------------|-----|-----------|
| Total Dissolved Solids | 1000 | 906.0 | | mg/L | | 91 | 85 - 110 | 1 | 10 |

Lab Sample ID: 380-186445-D-3 DU
 Matrix: Water
 Analysis Batch: 668646

Client Sample ID: Duplicate
 Prep Type: Total/NA

| Analyte | Sample Result | Sample Qualifier | DU Result | DU Qualifier | Unit | D | RPD | RPD Limit |
|------------------------|---------------|------------------|-----------|--------------|------|---|-----|-----------|
| Total Dissolved Solids | 1470 | | 1478 | | mg/L | | 0.5 | 8 |

Lab Sample ID: MB 570-668659/1
 Matrix: Water
 Analysis Batch: 668659

Client Sample ID: Method Blank
 Prep Type: Total/NA

| Analyte | MB Result | MB Qualifier | RL | MDL | Unit | D | Prepared | Analyzed | Dil Fac |
|------------------------|-----------|--------------|------|------|------|---|----------|----------------|---------|
| Total Dissolved Solids | ND | | 10.0 | 5.73 | mg/L | | | 12/11/25 15:46 | 1 |

Lab Sample ID: LCS 570-668659/2
 Matrix: Water
 Analysis Batch: 668659

Client Sample ID: Lab Control Sample
 Prep Type: Total/NA

| Analyte | Spike Added | LCS Result | LCS Qualifier | Unit | D | %Rec | %Rec Limits |
|------------------------|-------------|------------|---------------|------|---|------|-------------|
| Total Dissolved Solids | 1000 | 914.0 | | mg/L | | 91 | 85 - 110 |

Lab Sample ID: LCSD 570-668659/3
 Matrix: Water
 Analysis Batch: 668659

Client Sample ID: Lab Control Sample Dup
 Prep Type: Total/NA

| Analyte | Spike Added | LCSD Result | LCSD Qualifier | Unit | D | %Rec | %Rec Limits | RPD | RPD Limit |
|------------------------|-------------|-------------|----------------|------|---|------|-------------|-----|-----------|
| Total Dissolved Solids | 1000 | 916.0 | | mg/L | | 92 | 85 - 110 | 0 | 10 |

Lab Sample ID: 570-258459-A-1 DU
 Matrix: Water
 Analysis Batch: 668659

Client Sample ID: Duplicate
 Prep Type: Total/NA

| Analyte | Sample Result | Sample Qualifier | DU Result | DU Qualifier | Unit | D | RPD | RPD Limit |
|------------------------|---------------|------------------|-----------|--------------|------|---|-----|-----------|
| Total Dissolved Solids | 4840 | | 4640 | | mg/L | | 4 | 8 |

Method: SM 4500 CN E - Cyanide, Total

Lab Sample ID: MB 570-667817/2-A
 Matrix: Water
 Analysis Batch: 668020

Client Sample ID: Method Blank
 Prep Type: Total/NA
 Prep Batch: 667817

| Analyte | MB Result | MB Qualifier | RL | MDL | Unit | D | Prepared | Analyzed | Dil Fac |
|----------------|-----------|--------------|--------|---------|------|---|----------------|----------------|---------|
| Cyanide, Total | ND | | 0.0250 | 0.00930 | mg/L | | 12/10/25 10:55 | 12/10/25 12:44 | 1 |

Eurofins Calscience

QC Sample Results

Client: Stantec Consulting Services Inc
 Project/Site: ExxonMobil Gladiola Station / 238000257

Job ID: 570-258142-1

Method: SM 4500 CN E - Cyanide, Total (Continued)

Lab Sample ID: LCS 570-667817/3-A
Matrix: Water
Analysis Batch: 668020

Client Sample ID: Lab Control Sample
Prep Type: Total/NA
Prep Batch: 667817

| Analyte | Spike Added | LCS Result | LCS Qualifier | Unit | D | %Rec | %Rec Limits |
|----------------|-------------|------------|---------------|------|---|------|-------------|
| Cyanide, Total | 0.100 | 0.09808 | | mg/L | | 98 | 80 - 120 |

Lab Sample ID: LCSD 570-667817/4-A
Matrix: Water
Analysis Batch: 668020

Client Sample ID: Lab Control Sample Dup
Prep Type: Total/NA
Prep Batch: 667817

| Analyte | Spike Added | LCSD Result | LCSD Qualifier | Unit | D | %Rec | %Rec Limits | RPD | RPD Limit |
|----------------|-------------|-------------|----------------|------|---|------|-------------|-----|-----------|
| Cyanide, Total | 0.100 | 0.1024 | | mg/L | | 102 | 80 - 120 | 4 | 20 |

Lab Sample ID: MRL 570-667817/1-A
Matrix: Water
Analysis Batch: 668020

Client Sample ID: Lab Control Sample
Prep Type: Total/NA
Prep Batch: 667817

| Analyte | Spike Added | MRL Result | MRL Qualifier | Unit | D | %Rec | %Rec Limits |
|----------------|-------------|------------|---------------|------|---|------|-------------|
| Cyanide, Total | 0.0250 | 0.02285 | J | mg/L | | 91 | 50 - 150 |

Lab Sample ID: 570-258455-H-7-B MS
Matrix: Water
Analysis Batch: 668020

Client Sample ID: Matrix Spike
Prep Type: Total/NA
Prep Batch: 667817

| Analyte | Sample Result | Sample Qualifier | Spike Added | MS Result | MS Qualifier | Unit | D | %Rec | %Rec Limits |
|----------------|---------------|------------------|-------------|-----------|--------------|------|---|------|-------------|
| Cyanide, Total | ND | | 0.100 | 0.09550 | | mg/L | | 96 | 74 - 115 |

Lab Sample ID: 570-258455-H-7-C MSD
Matrix: Water
Analysis Batch: 668020

Client Sample ID: Matrix Spike Duplicate
Prep Type: Total/NA
Prep Batch: 667817

| Analyte | Sample Result | Sample Qualifier | Spike Added | MSD Result | MSD Qualifier | Unit | D | %Rec | %Rec Limits | RPD | RPD Limit |
|----------------|---------------|------------------|-------------|------------|---------------|------|---|------|-------------|-----|-----------|
| Cyanide, Total | ND | | 0.100 | 0.09204 | | mg/L | | 92 | 74 - 115 | 4 | 20 |

Marginal Exceedance (ME) Summary

Client: Stantec Consulting Services Inc
 Project/Site: ExxonMobil Gladiola Station / 238000257

Job ID: 570-258142-1

Method: 8270E - Semivolatile Organic Compounds (GC-MS/MS)

Lab Sample ID: LCSD 570-672271/3-A

Matrix: Water

Client Sample ID: Lab Control Sample Dup

Prep Type: Total/NA

| Analyte | Spike Added | LCSD Result | LCSD Qualifier | Unit | %Rec | %Rec. Limits | ME %Rec. Limits | Marginal Exceedance |
|-----------------------------|-------------|-------------|----------------|------|------|--------------|-----------------|---------------------|
| | | | | | | | | Status |
| 1-Methylnaphthalene | 11.4 | 11.05 | | ug/L | 97 | 51 - 120 | 42 - 129 | |
| 2,4,5-Trichlorophenol | 11.4 | 13.33 | | ug/L | 117 | 11 - 164 | 1 - 190 | |
| 2,4,6-Trichlorophenol | 11.4 | 14.11 | | ug/L | 123 | 10 - 156 | 1 - 181 | |
| 2,4-Dichlorophenol | 11.4 | 13.30 | | ug/L | 116 | 37 - 138 | 20 - 155 | |
| 2,4-Dimethylphenol | 11.4 | 13.37 | | ug/L | 117 | 50 - 132 | 36 - 146 | |
| 2,4-Dinitrophenol | 22.9 | 12.56 | | ug/L | 55 | 10 - 120 | 1 - 140 | |
| 2,6-Dichlorophenol | 11.4 | 13.42 | | ug/L | 117 | 26 - 140 | 7 - 159 | |
| 2-Chlorophenol | 11.4 | 11.51 | | ug/L | 101 | 38 - 132 | 22 - 148 | |
| 2-Methylnaphthalene | 11.4 | 10.67 | | ug/L | 93 | 56 - 120 | 48 - 128 | |
| 2-Methylphenol | 11.4 | 11.19 | | ug/L | 98 | 43 - 121 | 30 - 134 | |
| 2-Nitrophenol | 11.4 | 13.07 | | ug/L | 114 | 15 - 160 | 1 - 184 | |
| 3 & 4 Methylphenol | 11.4 | 10.60 | | ug/L | 93 | 39 - 120 | 27 - 132 | |
| 4,6-Dinitro-2-methylphenol | 22.9 | 16.00 | *1 | ug/L | 70 | 10 - 130 | 1 - 156 | |
| 4-Chloro-3-methylphenol | 11.4 | 13.72 | | ug/L | 120 | 47 - 137 | 32 - 152 | |
| 4-Nitrophenol | 22.9 | 8.063 | *1 | ug/L | 35 | 10 - 120 | 1 - 131 | |
| Acenaphthene | 11.4 | 12.23 | | ug/L | 107 | 52 - 120 | 44 - 128 | |
| Acenaphthylene | 11.4 | 12.06 | | ug/L | 106 | 58 - 120 | 49 - 129 | |
| Aniline | 11.4 | 5.772 | | ug/L | 51 | 10 - 120 | 1 - 133 | |
| Anthracene | 11.4 | 12.26 | | ug/L | 107 | 50 - 120 | 40 - 130 | |
| Benzidine | 11.4 | 2.278 | J | ug/L | 20 | 10 - 120 | 1 - 133 | |
| Benzo[a]anthracene | 11.4 | 11.68 | | ug/L | 102 | 23 - 120 | 12 - 131 | |
| Benzo[a]pyrene | 11.4 | 12.10 | | ug/L | 106 | 14 - 120 | 2 - 132 | |
| Benzo[b]fluoranthene | 11.4 | 11.70 | | ug/L | 102 | 16 - 120 | 4 - 132 | |
| Benzo[g,h,i]perylene | 11.4 | 11.87 | | ug/L | 104 | 16 - 120 | 5 - 131 | |
| Benzo[k]fluoranthene | 11.4 | 11.77 | | ug/L | 103 | 17 - 120 | 6 - 131 | |
| Benzoic acid | 22.9 | 10.36 | J | ug/L | 45 | 10 - 126 | 1 - 152 | |
| Bis(2-ethylhexyl) phthalate | 11.4 | 12.28 | | ug/L | 107 | 16 - 120 | 1 - 135 | |
| Chrysene | 11.4 | 12.01 | | ug/L | 105 | 24 - 120 | 14 - 130 | |
| Dibenz(a,h)anthracene | 11.4 | 12.80 | | ug/L | 112 | 16 - 120 | 5 - 131 | |
| Dibenzofuran | 11.4 | 11.68 | | ug/L | 102 | 59 - 120 | 51 - 128 | |
| 4-Chlorophenyl phenyl ether | 11.4 | 12.84 | | ug/L | 112 | 51 - 120 | 43 - 128 | |
| Dimethyl phthalate | 11.4 | 13.02 | | ug/L | 114 | 61 - 132 | 49 - 144 | |
| Fluoranthene | 11.4 | 12.08 | | ug/L | 106 | 48 - 120 | 38 - 130 | |
| Fluorene | 11.4 | 12.22 | | ug/L | 107 | 53 - 120 | 44 - 129 | |
| Di-n-octyl phthalate | 11.4 | 12.12 | | ug/L | 106 | 10 - 120 | 1 - 136 | |
| Hexachlorobenzene | 11.4 | 11.24 | | ug/L | 98 | 25 - 120 | 15 - 130 | |
| Hexachlorobutadiene | 11.4 | 8.628 | | ug/L | 75 | 27 - 120 | 15 - 132 | |
| Hexachloroethane | 11.4 | 9.365 | | ug/L | 82 | 42 - 120 | 34 - 128 | |
| Indeno[1,2,3-cd]pyrene | 11.4 | 11.48 | | ug/L | 100 | 16 - 120 | 4 - 132 | |
| Isophorone | 11.4 | 15.16 | *+ me | ug/L | 133 | 66 - 130 | 55 - 141 | ME |
| Naphthalene | 11.4 | 11.40 | | ug/L | 100 | 48 - 120 | 38 - 130 | |
| N-Nitrosodi-n-propylamine | 11.4 | 11.96 | | ug/L | 105 | 69 - 142 | 57 - 154 | |
| Pentachlorophenol | 22.9 | 25.16 | | ug/L | 110 | 10 - 169 | 1 - 199 | |
| Phenanthrene | 11.4 | 11.73 | | ug/L | 103 | 49 - 120 | 39 - 130 | |
| Phenol | 11.4 | 6.004 | | ug/L | 53 | 27 - 120 | 21 - 126 | |
| Pyrene | 11.4 | 11.24 | | ug/L | 98 | 39 - 120 | 30 - 129 | |
| Di-n-butyl phthalate | 11.4 | 12.84 | | ug/L | 112 | 65 - 162 | 49 - 178 | |
| 1,2,4-Trichlorobenzene | 11.4 | 9.792 | | ug/L | 86 | 49 - 120 | 41 - 128 | |
| 2,4-Dinitrotoluene | 11.4 | 12.97 | | ug/L | 113 | 27 - 161 | 5 - 183 | |

Eurofins Calscience

Marginal Exceedance (ME) Summary

Client: Stantec Consulting Services Inc
 Project/Site: ExxonMobil Gladiola Station / 238000257

Job ID: 570-258142-1

Method: 8270E - Semivolatile Organic Compounds (GC-MS/MS) (Continued)

Lab Sample ID: LCSD 570-672271/3-A

Client Sample ID: Lab Control Sample Dup

Matrix: Water

Prep Type: Total/NA

| Analyte | Spike | LCSD | LCSD | Unit | %Rec | %Rec. | ME %Rec. | Marginal Exceedance Status |
|------------------------------|-------|--------|-----------|------|------|----------|----------|----------------------------|
| | Added | Result | Qualifier | | | Limits | Limits | |
| 4-Nitroaniline | 11.4 | 10.37 | *1 | ug/L | 91 | 32 - 120 | 18 - 134 | |
| 1,3-Dichlorobenzene | 11.4 | 10.50 | | ug/L | 92 | 46 - 120 | 38 - 128 | |
| Nitrobenzene | 11.4 | 13.61 | | ug/L | 119 | 48 - 131 | 34 - 145 | |
| Pyridine | 22.9 | 7.639 | | ug/L | 33 | 20 - 120 | 17 - 123 | |
| 3,3'-Dichlorobenzidine | 11.4 | 8.370 | | ug/L | 73 | 14 - 122 | 1 - 140 | |
| 2-Nitroaniline | 11.4 | 12.90 | | ug/L | 113 | 32 - 153 | 12 - 173 | |
| 4-Bromophenyl phenyl ether | 11.4 | 11.19 | | ug/L | 98 | 45 - 120 | 36 - 129 | |
| Diethyl phthalate | 11.4 | 13.97 | | ug/L | 122 | 53 - 134 | 40 - 147 | |
| 1,2-Dichlorobenzene | 11.4 | 10.60 | | ug/L | 93 | 49 - 120 | 41 - 128 | |
| 2,2'-oxybis[1-chloropropane] | 11.4 | 11.80 | | ug/L | 103 | 61 - 120 | 51 - 130 | |
| N-Nitrosodiphenylamine | 11.4 | 12.79 | | ug/L | 112 | 45 - 129 | 31 - 143 | |
| Bis(2-chloroethyl)ether | 11.4 | 12.86 | | ug/L | 112 | 50 - 129 | 37 - 142 | |
| Azobenzene | 11.4 | 13.35 | | ug/L | 117 | 47 - 120 | 38 - 129 | |
| Butyl benzyl phthalate | 11.4 | 11.89 | | ug/L | 104 | 44 - 126 | 30 - 140 | |
| Hexachlorocyclopentadiene | 11.4 | 9.406 | | ug/L | 82 | 15 - 120 | 9 - 126 | |
| 4-Chloroaniline | 11.4 | 6.832 | | ug/L | 60 | 19 - 120 | 7 - 132 | |
| 3-Nitroaniline | 11.4 | 7.862 | | ug/L | 69 | 26 - 120 | 12 - 134 | |
| 2,6-Dinitrotoluene | 11.4 | 13.80 | | ug/L | 121 | 37 - 151 | 18 - 170 | |
| N-Nitrosodimethylamine | 11.4 | 3.539 | | ug/L | 31 | 25 - 120 | 24 - 121 | |
| Benzyl alcohol | 11.4 | 8.788 | | ug/L | 77 | 43 - 120 | 36 - 127 | |
| 1,4-Dichlorobenzene | 11.4 | 10.52 | | ug/L | 92 | 48 - 120 | 40 - 128 | |
| Bis(2-chloroethoxy)methane | 11.4 | 14.19 | | ug/L | 124 | 53 - 132 | 40 - 145 | |
| 2-Chloronaphthalene | 11.4 | 10.52 | | ug/L | 92 | 56 - 120 | 49 - 127 | |

Summary

| Number of Analytes Reported | Number of Marginal Exceedances Allowed | Number of Marginal Exceedances Found |
|-----------------------------|--|--------------------------------------|
| 72 | 4 | 1 |

ME = Marginal Exceedance

- 1
- 2
- 3
- 4
- 5
- 6
- 7
- 8
- 9
- 10
- 11
- 12
- 13
- 14
- 15

QC Association Summary

Client: Stantec Consulting Services Inc
 Project/Site: ExxonMobil Gladiola Station / 238000257

Job ID: 570-258142-1

GC/MS VOA

Analysis Batch: 667303

| Lab Sample ID | Client Sample ID | Prep Type | Matrix | Method | Prep Batch |
|---------------------|------------------------|-----------|--------|--------|------------|
| 570-258142-1 | MW3 | Total/NA | Water | 8260B | |
| 570-258142-2 | MW6 | Total/NA | Water | 8260B | |
| 570-258142-3 | MW11 | Total/NA | Water | 8260B | |
| 570-258142-4 | Trip Blank | Total/NA | Water | 8260B | |
| MB 570-667303/5 | Method Blank | Total/NA | Water | 8260B | |
| LCS 570-667303/1002 | Lab Control Sample | Total/NA | Water | 8260B | |
| LCSD 570-667303/3 | Lab Control Sample Dup | Total/NA | Water | 8260B | |

GC/MS Semi VOA

Prep Batch: 668598

| Lab Sample ID | Client Sample ID | Prep Type | Matrix | Method | Prep Batch |
|---------------------|------------------------|-----------|--------|--------|------------|
| 570-258142-1 | MW3 | Total/NA | Water | 3511 | |
| 570-258142-2 | MW6 | Total/NA | Water | 3511 | |
| 570-258142-3 | MW11 | Total/NA | Water | 3511 | |
| MB 570-668598/1-A | Method Blank | Total/NA | Water | 3511 | |
| LCS 570-668598/2-A | Lab Control Sample | Total/NA | Water | 3511 | |
| LCSD 570-668598/3-A | Lab Control Sample Dup | Total/NA | Water | 3511 | |

Analysis Batch: 669058

| Lab Sample ID | Client Sample ID | Prep Type | Matrix | Method | Prep Batch |
|---------------|------------------|-----------|--------|--------|------------|
| 570-258142-2 | MW6 | Total/NA | Water | 8270E | 668598 |
| 570-258142-3 | MW11 | Total/NA | Water | 8270E | 668598 |

Analysis Batch: 669155

| Lab Sample ID | Client Sample ID | Prep Type | Matrix | Method | Prep Batch |
|---------------------|------------------------|-----------|--------|--------|------------|
| 570-258142-1 | MW3 | Total/NA | Water | 8270E | 668598 |
| MB 570-668598/1-A | Method Blank | Total/NA | Water | 8270E | 668598 |
| LCS 570-668598/2-A | Lab Control Sample | Total/NA | Water | 8270E | 668598 |
| LCSD 570-668598/3-A | Lab Control Sample Dup | Total/NA | Water | 8270E | 668598 |

Analysis Batch: 670761

| Lab Sample ID | Client Sample ID | Prep Type | Matrix | Method | Prep Batch |
|---------------|------------------|-----------|--------|--------|------------|
| 570-258142-1 | MW3 | Total/NA | Water | 8270E | 668598 |

Prep Batch: 672271

| Lab Sample ID | Client Sample ID | Prep Type | Matrix | Method | Prep Batch |
|---------------------|------------------------|-----------|--------|--------|------------|
| 570-258142-1 | MW3 | Total/NA | Water | 3511 | |
| 570-258142-2 | MW6 | Total/NA | Water | 3511 | |
| 570-258142-3 | MW11 | Total/NA | Water | 3511 | |
| MB 570-672271/1-A | Method Blank | Total/NA | Water | 3511 | |
| LCS 570-672271/2-A | Lab Control Sample | Total/NA | Water | 3511 | |
| LCSD 570-672271/3-A | Lab Control Sample Dup | Total/NA | Water | 3511 | |

Analysis Batch: 673797

| Lab Sample ID | Client Sample ID | Prep Type | Matrix | Method | Prep Batch |
|---------------------|------------------------|-----------|--------|--------|------------|
| MB 570-672271/1-A | Method Blank | Total/NA | Water | 8270E | 672271 |
| LCS 570-672271/2-A | Lab Control Sample | Total/NA | Water | 8270E | 672271 |
| LCSD 570-672271/3-A | Lab Control Sample Dup | Total/NA | Water | 8270E | 672271 |

Eurofins Calscience

QC Association Summary

Client: Stantec Consulting Services Inc
 Project/Site: ExxonMobil Gladiola Station / 238000257

Job ID: 570-258142-1

GC/MS Semi VOA

Analysis Batch: 674420

| Lab Sample ID | Client Sample ID | Prep Type | Matrix | Method | Prep Batch |
|---------------|------------------|-----------|--------|--------|------------|
| 570-258142-1 | MW3 | Total/NA | Water | 8270E | 672271 |
| 570-258142-2 | MW6 | Total/NA | Water | 8270E | 672271 |
| 570-258142-3 | MW11 | Total/NA | Water | 8270E | 672271 |

HPLC/IC

Analysis Batch: 670643

| Lab Sample ID | Client Sample ID | Prep Type | Matrix | Method | Prep Batch |
|--------------------|------------------------|-----------|--------|--------|------------|
| 570-258142-1 | MW3 | Total/NA | Water | 300.0 | |
| 570-258142-2 | MW6 | Total/NA | Water | 300.0 | |
| 570-258142-3 | MW11 | Total/NA | Water | 300.0 | |
| 570-258142-3 - DL | MW11 | Total/NA | Water | 300.0 | |
| MB 570-670643/5 | Method Blank | Total/NA | Water | 300.0 | |
| LCS 570-670643/6 | Lab Control Sample | Total/NA | Water | 300.0 | |
| LCSD 570-670643/7 | Lab Control Sample Dup | Total/NA | Water | 300.0 | |
| 570-259958-D-2 MS | Matrix Spike | Total/NA | Water | 300.0 | |
| 570-259958-D-2 MSD | Matrix Spike Duplicate | Total/NA | Water | 300.0 | |

Metals

Prep Batch: 667739

| Lab Sample ID | Client Sample ID | Prep Type | Matrix | Method | Prep Batch |
|----------------------|------------------------|-----------|--------|--------|------------|
| 570-258142-2 | MW6 | Total/NA | Water | 245.1 | |
| 570-258142-3 | MW11 | Total/NA | Water | 245.1 | |
| MB 570-667739/1-A | Method Blank | Total/NA | Water | 245.1 | |
| LCS 570-667739/2-A | Lab Control Sample | Total/NA | Water | 245.1 | |
| LCSD 570-667739/3-A | Lab Control Sample Dup | Total/NA | Water | 245.1 | |
| 570-258730-D-1-B MS | Matrix Spike | Dissolved | Water | 245.1 | |
| 570-258730-D-1-C MSD | Matrix Spike Duplicate | Dissolved | Water | 245.1 | |

Analysis Batch: 667871

| Lab Sample ID | Client Sample ID | Prep Type | Matrix | Method | Prep Batch |
|----------------------|------------------------|-----------|--------|--------|------------|
| 570-258142-2 | MW6 | Total/NA | Water | 245.1 | 667739 |
| 570-258142-3 | MW11 | Total/NA | Water | 245.1 | 667739 |
| MB 570-667739/1-A | Method Blank | Total/NA | Water | 245.1 | 667739 |
| LCS 570-667739/2-A | Lab Control Sample | Total/NA | Water | 245.1 | 667739 |
| LCSD 570-667739/3-A | Lab Control Sample Dup | Total/NA | Water | 245.1 | 667739 |
| 570-258730-D-1-B MS | Matrix Spike | Dissolved | Water | 245.1 | 667739 |
| 570-258730-D-1-C MSD | Matrix Spike Duplicate | Dissolved | Water | 245.1 | 667739 |

Prep Batch: 668360

| Lab Sample ID | Client Sample ID | Prep Type | Matrix | Method | Prep Batch |
|---------------------|------------------------|-------------------|--------|--------|------------|
| 570-258142-1 | MW3 | Total Recoverable | Water | 200.8 | |
| MB 570-668360/1-A | Method Blank | Total Recoverable | Water | 200.8 | |
| LCS 570-668360/2-A | Lab Control Sample | Total Recoverable | Water | 200.8 | |
| LCSD 570-668360/3-A | Lab Control Sample Dup | Total Recoverable | Water | 200.8 | |
| 885-38681-A-1-E MS | Matrix Spike | Total Recoverable | Water | 200.8 | |
| 885-38681-A-1-F MSD | Matrix Spike Duplicate | Total Recoverable | Water | 200.8 | |

Prep Batch: 668552

| Lab Sample ID | Client Sample ID | Prep Type | Matrix | Method | Prep Batch |
|---------------|------------------|-----------|--------|--------|------------|
| 570-258142-1 | MW3 | Total/NA | Water | 245.1 | |

Eurofins Calscience

QC Association Summary

Client: Stantec Consulting Services Inc
 Project/Site: ExxonMobil Gladiola Station / 238000257

Job ID: 570-258142-1

Metals (Continued)

Prep Batch: 668552 (Continued)

| Lab Sample ID | Client Sample ID | Prep Type | Matrix | Method | Prep Batch |
|----------------------|------------------------|-----------|--------|--------|------------|
| MB 570-668552/1-A | Method Blank | Total/NA | Water | 245.1 | |
| LCS 570-668552/2-A | Lab Control Sample | Total/NA | Water | 245.1 | |
| LCSD 570-668552/3-A | Lab Control Sample Dup | Total/NA | Water | 245.1 | |
| 570-258491-A-1-C MS | Matrix Spike | Total/NA | Water | 245.1 | |
| 570-258491-A-1-D MSD | Matrix Spike Duplicate | Total/NA | Water | 245.1 | |

Analysis Batch: 668642

| Lab Sample ID | Client Sample ID | Prep Type | Matrix | Method | Prep Batch |
|----------------------|------------------------|-----------|--------|--------|------------|
| 570-258142-1 | MW3 | Total/NA | Water | 245.1 | 668552 |
| MB 570-668552/1-A | Method Blank | Total/NA | Water | 245.1 | 668552 |
| LCS 570-668552/2-A | Lab Control Sample | Total/NA | Water | 245.1 | 668552 |
| LCSD 570-668552/3-A | Lab Control Sample Dup | Total/NA | Water | 245.1 | 668552 |
| 570-258491-A-1-C MS | Matrix Spike | Total/NA | Water | 245.1 | 668552 |
| 570-258491-A-1-D MSD | Matrix Spike Duplicate | Total/NA | Water | 245.1 | 668552 |

Analysis Batch: 669434

| Lab Sample ID | Client Sample ID | Prep Type | Matrix | Method | Prep Batch |
|---------------------|------------------------|-------------------|--------|--------|------------|
| 570-258142-1 | MW3 | Total Recoverable | Water | 200.8 | 668360 |
| MB 570-668360/1-A | Method Blank | Total Recoverable | Water | 200.8 | 668360 |
| LCS 570-668360/2-A | Lab Control Sample | Total Recoverable | Water | 200.8 | 668360 |
| LCSD 570-668360/3-A | Lab Control Sample Dup | Total Recoverable | Water | 200.8 | 668360 |
| 885-38681-A-1-E MS | Matrix Spike | Total Recoverable | Water | 200.8 | 668360 |
| 885-38681-A-1-F MSD | Matrix Spike Duplicate | Total Recoverable | Water | 200.8 | 668360 |

Prep Batch: 672025

| Lab Sample ID | Client Sample ID | Prep Type | Matrix | Method | Prep Batch |
|----------------------|------------------------|-------------------|--------|--------|------------|
| 570-258142-2 | MW6 | Total Recoverable | Water | 200.8 | |
| 570-258142-3 | MW11 | Total Recoverable | Water | 200.8 | |
| MB 570-672025/1-A | Method Blank | Total Recoverable | Water | 200.8 | |
| LCS 570-672025/2-A | Lab Control Sample | Total Recoverable | Water | 200.8 | |
| LCSD 570-672025/3-A | Lab Control Sample Dup | Total Recoverable | Water | 200.8 | |
| 550-238917-F-1-B MS | Matrix Spike | Total Recoverable | Water | 200.8 | |
| 550-238917-F-1-C MSD | Matrix Spike Duplicate | Total Recoverable | Water | 200.8 | |

Prep Batch: 672089

| Lab Sample ID | Client Sample ID | Prep Type | Matrix | Method | Prep Batch |
|----------------------|------------------------|-------------------|--------|--------|------------|
| 570-258142-2 | MW6 | Total Recoverable | Water | 3005A | |
| 570-258142-3 | MW11 | Total Recoverable | Water | 3005A | |
| MB 570-672089/1-A | Method Blank | Total Recoverable | Water | 3005A | |
| LCS 570-672089/2-A | Lab Control Sample | Total Recoverable | Water | 3005A | |
| LCSD 570-672089/3-A | Lab Control Sample Dup | Total Recoverable | Water | 3005A | |
| 570-258542-F-1-B MS | Matrix Spike | Total Recoverable | Water | 3005A | |
| 570-258542-F-1-C MSD | Matrix Spike Duplicate | Total Recoverable | Water | 3005A | |

Prep Batch: 672100

| Lab Sample ID | Client Sample ID | Prep Type | Matrix | Method | Prep Batch |
|---------------------|------------------------|-------------------|--------|--------|------------|
| 570-258142-1 | MW3 | Total Recoverable | Water | 3005A | |
| MB 570-672100/1-A | Method Blank | Total Recoverable | Water | 3005A | |
| LCS 570-672100/2-A | Lab Control Sample | Total Recoverable | Water | 3005A | |
| LCSD 570-672100/3-A | Lab Control Sample Dup | Total Recoverable | Water | 3005A | |
| 570-258811-F-3-C MS | Matrix Spike | Total Recoverable | Water | 3005A | |

Eurofins Calscience

QC Association Summary

Client: Stantec Consulting Services Inc
 Project/Site: ExxonMobil Gladiola Station / 238000257

Job ID: 570-258142-1

Metals (Continued)

Prep Batch: 672100 (Continued)

| Lab Sample ID | Client Sample ID | Prep Type | Matrix | Method | Prep Batch |
|----------------------|------------------------|-------------------|--------|--------|------------|
| 570-258811-F-3-D MSD | Matrix Spike Duplicate | Total Recoverable | Water | 3005A | |

Analysis Batch: 672329

| Lab Sample ID | Client Sample ID | Prep Type | Matrix | Method | Prep Batch |
|----------------------|------------------------|-------------------|--------|--------|------------|
| 570-258142-2 | MW6 | Total Recoverable | Water | 200.8 | 672025 |
| 570-258142-3 | MW11 | Total Recoverable | Water | 200.8 | 672025 |
| MB 570-672025/1-A | Method Blank | Total Recoverable | Water | 200.8 | 672025 |
| LCS 570-672025/2-A | Lab Control Sample | Total Recoverable | Water | 200.8 | 672025 |
| LCSD 570-672025/3-A | Lab Control Sample Dup | Total Recoverable | Water | 200.8 | 672025 |
| 550-238917-F-1-B MS | Matrix Spike | Total Recoverable | Water | 200.8 | 672025 |
| 550-238917-F-1-C MSD | Matrix Spike Duplicate | Total Recoverable | Water | 200.8 | 672025 |

Analysis Batch: 672516

| Lab Sample ID | Client Sample ID | Prep Type | Matrix | Method | Prep Batch |
|----------------------|------------------------|-------------------|--------|--------|------------|
| 570-258142-1 | MW3 | Total Recoverable | Water | 6010B | 672100 |
| MB 570-672089/1-A | Method Blank | Total Recoverable | Water | 6010B | 672089 |
| MB 570-672100/1-A | Method Blank | Total Recoverable | Water | 6010B | 672100 |
| LCS 570-672089/2-A | Lab Control Sample | Total Recoverable | Water | 6010B | 672089 |
| LCS 570-672100/2-A | Lab Control Sample | Total Recoverable | Water | 6010B | 672100 |
| LCSD 570-672089/3-A | Lab Control Sample Dup | Total Recoverable | Water | 6010B | 672089 |
| LCSD 570-672100/3-A | Lab Control Sample Dup | Total Recoverable | Water | 6010B | 672100 |
| 570-258542-F-1-B MS | Matrix Spike | Total Recoverable | Water | 6010B | 672089 |
| 570-258542-F-1-C MSD | Matrix Spike Duplicate | Total Recoverable | Water | 6010B | 672089 |
| 570-258811-F-3-C MS | Matrix Spike | Total Recoverable | Water | 6010B | 672100 |
| 570-258811-F-3-D MSD | Matrix Spike Duplicate | Total Recoverable | Water | 6010B | 672100 |

Analysis Batch: 672863

| Lab Sample ID | Client Sample ID | Prep Type | Matrix | Method | Prep Batch |
|---------------|------------------|-------------------|--------|--------|------------|
| 570-258142-2 | MW6 | Total Recoverable | Water | 6010B | 672089 |
| 570-258142-3 | MW11 | Total Recoverable | Water | 6010B | 672089 |

General Chemistry

Prep Batch: 667817

| Lab Sample ID | Client Sample ID | Prep Type | Matrix | Method | Prep Batch |
|----------------------|------------------------|-----------|--------|--------------|------------|
| 570-258142-1 | MW3 | Total/NA | Water | SM 4500 CN C | |
| 570-258142-2 | MW6 | Total/NA | Water | SM 4500 CN C | |
| 570-258142-3 | MW11 | Total/NA | Water | SM 4500 CN C | |
| MB 570-667817/2-A | Method Blank | Total/NA | Water | SM 4500 CN C | |
| LCS 570-667817/3-A | Lab Control Sample | Total/NA | Water | SM 4500 CN C | |
| LCSD 570-667817/4-A | Lab Control Sample Dup | Total/NA | Water | SM 4500 CN C | |
| MRL 570-667817/1-A | Lab Control Sample | Total/NA | Water | SM 4500 CN C | |
| 570-258455-H-7-B MS | Matrix Spike | Total/NA | Water | SM 4500 CN C | |
| 570-258455-H-7-C MSD | Matrix Spike Duplicate | Total/NA | Water | SM 4500 CN C | |

Analysis Batch: 668020

| Lab Sample ID | Client Sample ID | Prep Type | Matrix | Method | Prep Batch |
|-------------------|------------------|-----------|--------|--------------|------------|
| 570-258142-1 | MW3 | Total/NA | Water | SM 4500 CN E | 667817 |
| 570-258142-2 | MW6 | Total/NA | Water | SM 4500 CN E | 667817 |
| 570-258142-3 | MW11 | Total/NA | Water | SM 4500 CN E | 667817 |
| MB 570-667817/2-A | Method Blank | Total/NA | Water | SM 4500 CN E | 667817 |

Eurofins Calscience

QC Association Summary

Client: Stantec Consulting Services Inc
 Project/Site: ExxonMobil Gladiola Station / 238000257

Job ID: 570-258142-1

General Chemistry (Continued)

Analysis Batch: 668020 (Continued)

| Lab Sample ID | Client Sample ID | Prep Type | Matrix | Method | Prep Batch |
|----------------------|------------------------|-----------|--------|--------------|------------|
| LCS 570-667817/3-A | Lab Control Sample | Total/NA | Water | SM 4500 CN E | 667817 |
| LCSD 570-667817/4-A | Lab Control Sample Dup | Total/NA | Water | SM 4500 CN E | 667817 |
| MRL 570-667817/1-A | Lab Control Sample | Total/NA | Water | SM 4500 CN E | 667817 |
| 570-258455-H-7-B MS | Matrix Spike | Total/NA | Water | SM 4500 CN E | 667817 |
| 570-258455-H-7-C MSD | Matrix Spike Duplicate | Total/NA | Water | SM 4500 CN E | 667817 |

Analysis Batch: 668646

| Lab Sample ID | Client Sample ID | Prep Type | Matrix | Method | Prep Batch |
|-------------------|------------------------|-----------|--------|----------|------------|
| 570-258142-1 | MW3 | Total/NA | Water | SM 2540C | |
| 570-258142-2 | MW6 | Total/NA | Water | SM 2540C | |
| MB 570-668646/1 | Method Blank | Total/NA | Water | SM 2540C | |
| LCS 570-668646/2 | Lab Control Sample | Total/NA | Water | SM 2540C | |
| LCSD 570-668646/3 | Lab Control Sample Dup | Total/NA | Water | SM 2540C | |
| 380-186445-D-3 DU | Duplicate | Total/NA | Water | SM 2540C | |

Analysis Batch: 668659

| Lab Sample ID | Client Sample ID | Prep Type | Matrix | Method | Prep Batch |
|-------------------|------------------------|-----------|--------|----------|------------|
| 570-258142-3 | MW11 | Total/NA | Water | SM 2540C | |
| MB 570-668659/1 | Method Blank | Total/NA | Water | SM 2540C | |
| LCS 570-668659/2 | Lab Control Sample | Total/NA | Water | SM 2540C | |
| LCSD 570-668659/3 | Lab Control Sample Dup | Total/NA | Water | SM 2540C | |
| 570-258459-A-1 DU | Duplicate | Total/NA | Water | SM 2540C | |

Lab Chronicle

Client: Stantec Consulting Services Inc
 Project/Site: ExxonMobil Gladiola Station / 238000257

Job ID: 570-258142-1

Client Sample ID: MW3

Lab Sample ID: 570-258142-1

Date Collected: 12/05/25 10:15

Matrix: Water

Date Received: 12/08/25 09:45

| Prep Type | Batch Type | Batch Method | Run | Dil Factor | Initial Amount | Final Amount | Batch Number | Prepared or Analyzed | Analyst | Lab |
|------------------------|------------|--------------|-----|------------|----------------|--------------|--------------|----------------------|---------|-----------|
| Total/NA | Analysis | 8260B | | 10 | 20 mL | 20 mL | 667303 | 12/09/25 23:48 | KHF2 | EET CAL 4 |
| Instrument ID: GCMSUU | | | | | | | | | | |
| Total/NA | Prep | 3511 | | | 34.9 mL | 2 mL | 668598 | 12/11/25 14:05 | OAJ3 | EET CAL 4 |
| Total/NA | Analysis | 8270E | | 1 | 0 mL | 1.0 mL | 669155 | 12/13/25 02:39 | CG | EET CAL 4 |
| Instrument ID: GCTQ5 | | | | | | | | | | |
| Total/NA | Prep | 3511 | | | 34.9 mL | 2 mL | 668598 | 12/11/25 14:05 | OAJ3 | EET CAL 4 |
| Total/NA | Analysis | 8270E | | 5 | | | 670761 | 12/16/25 16:58 | CG | EET CAL 4 |
| Instrument ID: GCTQ5 | | | | | | | | | | |
| Total/NA | Prep | 3511 | | | 34 mL | 4 mL | 672271 | 12/18/25 16:35 | S4EA | EET CAL 4 |
| Total/NA | Analysis | 8270E | | 5 | | | 674420 | 12/23/25 12:01 | CG | EET CAL 4 |
| Instrument ID: GCTQ5 | | | | | | | | | | |
| Total/NA | Analysis | 300.0 | | 1 | 4 mL | 4 mL | 670643 | 12/16/25 08:32 | UIP1 | EET CAL 4 |
| Instrument ID: IC28 | | | | | | | | | | |
| Total Recoverable | Prep | 200.8 | | | 50 mL | 50 mL | 668360 | 12/11/25 08:21 | SU8Q | EET CAL 4 |
| Total Recoverable | Analysis | 200.8 | | 1 | | | 669434 | 12/12/25 22:51 | P1R | EET CAL 4 |
| Instrument ID: ICPMS10 | | | | | | | | | | |
| Total/NA | Prep | 245.1 | | | 25 mL | 50 mL | 668552 | 12/11/25 13:05 | VCN7 | EET CAL 4 |
| Total/NA | Analysis | 245.1 | | 1 | | | 668642 | 12/11/25 15:46 | JP8N | EET CAL 4 |
| Instrument ID: HG9 | | | | | | | | | | |
| Total Recoverable | Prep | 3005A | | | 50 mL | 50 mL | 672100 | 12/18/25 08:30 | PNB2 | EET CAL 4 |
| Total Recoverable | Analysis | 6010B | | 1 | | | 672516 | 12/18/25 20:36 | Y2WS | EET CAL 4 |
| Instrument ID: ICP12 | | | | | | | | | | |
| Total/NA | Analysis | SM 2540C | | 1 | 50 mL | 100 mL | 668646 | 12/11/25 15:27 | ZL7L | EET CAL 4 |
| Instrument ID: NOEQUIP | | | | | | | | | | |
| Total/NA | Prep | SM 4500 CN C | | | 50 mL | 50 mL | 667817 | 12/10/25 10:55 | ZVB7 | EET CAL 4 |
| Total/NA | Analysis | SM 4500 CN E | | 1 | 0.250 mL | 0.250 mL | 668020 | 12/10/25 12:52 | ZVB7 | EET CAL 4 |
| Instrument ID: UVD-01 | | | | | | | | | | |

Client Sample ID: MW6

Lab Sample ID: 570-258142-2

Date Collected: 12/05/25 10:45

Matrix: Water

Date Received: 12/08/25 09:45

| Prep Type | Batch Type | Batch Method | Run | Dil Factor | Initial Amount | Final Amount | Batch Number | Prepared or Analyzed | Analyst | Lab |
|-----------------------|------------|--------------|-----|------------|----------------|--------------|--------------|----------------------|---------|-----------|
| Total/NA | Analysis | 8260B | | 1 | 20 mL | 20 mL | 667303 | 12/09/25 23:22 | KHF2 | EET CAL 4 |
| Instrument ID: GCMSUU | | | | | | | | | | |
| Total/NA | Prep | 3511 | | | 35.4 mL | 2 mL | 668598 | 12/11/25 14:05 | OAJ3 | EET CAL 4 |
| Total/NA | Analysis | 8270E | | 1 | 0 mL | 1.0 mL | 669058 | 12/12/25 19:13 | CG | EET CAL 4 |
| Instrument ID: GCTQ4 | | | | | | | | | | |
| Total/NA | Prep | 3511 | | | 38.5 mL | 4 mL | 672271 | 12/18/25 16:35 | S4EA | EET CAL 4 |
| Total/NA | Analysis | 8270E | | 5 | | | 674420 | 12/23/25 12:25 | CG | EET CAL 4 |
| Instrument ID: GCTQ5 | | | | | | | | | | |
| Total/NA | Analysis | 300.0 | | 1 | 4 mL | 4 mL | 670643 | 12/16/25 08:47 | UIP1 | EET CAL 4 |
| Instrument ID: IC28 | | | | | | | | | | |

Eurofins Calscience

Lab Chronicle

Client: Stantec Consulting Services Inc
 Project/Site: ExxonMobil Gladiola Station / 238000257

Job ID: 570-258142-1

Client Sample ID: MW6

Lab Sample ID: 570-258142-2

Date Collected: 12/05/25 10:45

Matrix: Water

Date Received: 12/08/25 09:45

| Prep Type | Batch Type | Batch Method | Run | Dil Factor | Initial Amount | Final Amount | Batch Number | Prepared or Analyzed | Analyst | Lab |
|------------------------|------------|--------------|-----|------------|----------------|--------------|--------------|----------------------|---------|-----------|
| Total Recoverable | Prep | 200.8 | | | 50 mL | 50 mL | 672025 | 12/18/25 06:41 | PNB2 | EET CAL 4 |
| Total Recoverable | Analysis | 200.8 | | 1 | | | 672329 | 12/18/25 15:42 | C0YH | EET CAL 4 |
| Instrument ID: ICPMS10 | | | | | | | | | | |
| Total/NA | Prep | 245.1 | | | 25 mL | 50 mL | 667739 | 12/10/25 09:19 | VCN7 | EET CAL 4 |
| Total/NA | Analysis | 245.1 | | 1 | | | 667871 | 12/10/25 16:13 | JP8N | EET CAL 4 |
| Instrument ID: HG9 | | | | | | | | | | |
| Total Recoverable | Prep | 3005A | | | 50 mL | 50 mL | 672089 | 12/18/25 08:07 | PNB2 | EET CAL 4 |
| Total Recoverable | Analysis | 6010B | | 1 | | | 672863 | 12/19/25 11:05 | Y2WS | EET CAL 4 |
| Instrument ID: ICP12 | | | | | | | | | | |
| Total/NA | Analysis | SM 2540C | | 1 | 100 mL | 100 mL | 668646 | 12/11/25 15:27 | ZL7L | EET CAL 4 |
| Instrument ID: NOEQUIP | | | | | | | | | | |
| Total/NA | Prep | SM 4500 CN C | | | 50 mL | 50 mL | 667817 | 12/10/25 10:55 | ZVB7 | EET CAL 4 |
| Total/NA | Analysis | SM 4500 CN E | | 1 | 0.250 mL | 0.250 mL | 668020 | 12/10/25 12:52 | ZVB7 | EET CAL 4 |
| Instrument ID: UVD-01 | | | | | | | | | | |

Client Sample ID: MW11

Lab Sample ID: 570-258142-3

Date Collected: 12/05/25 09:00

Matrix: Water

Date Received: 12/08/25 09:45

| Prep Type | Batch Type | Batch Method | Run | Dil Factor | Initial Amount | Final Amount | Batch Number | Prepared or Analyzed | Analyst | Lab |
|------------------------|------------|--------------|-----|------------|----------------|--------------|--------------|----------------------|---------|-----------|
| Total/NA | Analysis | 8260B | | 1 | 20 mL | 20 mL | 667303 | 12/09/25 22:56 | KHF2 | EET CAL 4 |
| Instrument ID: GCMSUU | | | | | | | | | | |
| Total/NA | Prep | 3511 | | | 35.4 mL | 2 mL | 668598 | 12/11/25 14:05 | OAJ3 | EET CAL 4 |
| Total/NA | Analysis | 8270E | | 1 | 0 mL | 1.0 mL | 669058 | 12/12/25 19:38 | CG | EET CAL 4 |
| Instrument ID: GCTQ4 | | | | | | | | | | |
| Total/NA | Prep | 3511 | | | 39.3 mL | 4 mL | 672271 | 12/18/25 16:35 | S4EA | EET CAL 4 |
| Total/NA | Analysis | 8270E | | 5 | | | 674420 | 12/23/25 12:49 | CG | EET CAL 4 |
| Instrument ID: GCTQ5 | | | | | | | | | | |
| Total/NA | Analysis | 300.0 | | 1 | 4 mL | 4 mL | 670643 | 12/16/25 09:02 | UIP1 | EET CAL 4 |
| Instrument ID: IC28 | | | | | | | | | | |
| Total/NA | Analysis | 300.0 | DL | 10 | 4 mL | 4 mL | 670643 | 12/16/25 11:00 | UIP1 | EET CAL 4 |
| Instrument ID: IC28 | | | | | | | | | | |
| Total Recoverable | Prep | 200.8 | | | 50 mL | 50 mL | 672025 | 12/18/25 06:41 | PNB2 | EET CAL 4 |
| Total Recoverable | Analysis | 200.8 | | 1 | | | 672329 | 12/18/25 15:39 | C0YH | EET CAL 4 |
| Instrument ID: ICPMS10 | | | | | | | | | | |
| Total/NA | Prep | 245.1 | | | 25 mL | 50 mL | 667739 | 12/10/25 09:19 | VCN7 | EET CAL 4 |
| Total/NA | Analysis | 245.1 | | 1 | | | 667871 | 12/10/25 16:15 | JP8N | EET CAL 4 |
| Instrument ID: HG9 | | | | | | | | | | |
| Total Recoverable | Prep | 3005A | | | 50 mL | 50 mL | 672089 | 12/18/25 08:07 | PNB2 | EET CAL 4 |
| Total Recoverable | Analysis | 6010B | | 1 | | | 672863 | 12/19/25 11:03 | Y2WS | EET CAL 4 |
| Instrument ID: ICP12 | | | | | | | | | | |
| Total/NA | Analysis | SM 2540C | | 1 | 100 mL | 100 mL | 668659 | 12/11/25 15:46 | ZL7L | EET CAL 4 |
| Instrument ID: NOEQUIP | | | | | | | | | | |

Eurofins Calscience

Lab Chronicle

Client: Stantec Consulting Services Inc
 Project/Site: ExxonMobil Gladiola Station / 238000257

Job ID: 570-258142-1

Client Sample ID: MW11

Lab Sample ID: 570-258142-3

Date Collected: 12/05/25 09:00

Matrix: Water

Date Received: 12/08/25 09:45

| Prep Type | Batch Type | Batch Method | Run | Dil Factor | Initial Amount | Final Amount | Batch Number | Prepared or Analyzed | Analyst | Lab |
|-----------------------|------------|--------------|-----|------------|----------------|--------------|--------------|----------------------|---------|-----------|
| Total/NA | Prep | SM 4500 CN C | | | 50 mL | 50 mL | 667817 | 12/10/25 10:55 | ZVB7 | EET CAL 4 |
| Total/NA | Analysis | SM 4500 CN E | | 1 | 0.250 mL | 0.250 mL | 668020 | 12/10/25 12:55 | ZVB7 | EET CAL 4 |
| Instrument ID: UVD-01 | | | | | | | | | | |

Client Sample ID: Trip Blank

Lab Sample ID: 570-258142-4

Date Collected: 12/05/25 09:00

Matrix: Water

Date Received: 12/08/25 09:45

| Prep Type | Batch Type | Batch Method | Run | Dil Factor | Initial Amount | Final Amount | Batch Number | Prepared or Analyzed | Analyst | Lab |
|-----------------------|------------|--------------|-----|------------|----------------|--------------|--------------|----------------------|---------|-----------|
| Total/NA | Analysis | 8260B | | 1 | 20 mL | 20 mL | 667303 | 12/09/25 22:30 | KHF2 | EET CAL 4 |
| Instrument ID: GCMSUU | | | | | | | | | | |

Laboratory References:

EET CAL 4 = Eurofins Calscience Tustin, 2841 Dow Avenue, Tustin, CA 92780, TEL (714)895-5494

Accreditation/Certification Summary

Client: Stantec Consulting Services Inc
Project/Site: ExxonMobil Gladiola Station / 238000257

Job ID: 570-258142-1

Laboratory: Eurofins Calscience

The accreditations/certifications listed below are applicable to this report.

| Authority | Program | Identification Number | Expiration Date |
|-----------|---------|-----------------------|-----------------|
| Oregon | NELAP | 4175 | 02-02-26 |

- 1
- 2
- 3
- 4
- 5
- 6
- 7
- 8
- 9
- 10
- 11
- 12
- 13
- 14
- 15

Method Summary

Client: Stantec Consulting Services Inc
 Project/Site: ExxonMobil Gladiola Station / 238000257

Job ID: 570-258142-1

| Method | Method Description | Protocol | Laboratory |
|--------------|--|----------|------------|
| 8260B | Volatile Organic Compounds (GC/MS) | SW846 | EET CAL 4 |
| 8270E | Semivolatile Organic Compounds (GC-MS/MS) | SW846 | EET CAL 4 |
| 300.0 | Anions, Ion Chromatography | EPA | EET CAL 4 |
| 200.8 | Metals (ICP/MS) | EPA | EET CAL 4 |
| 245.1 | Mercury (CVAA) | EPA | EET CAL 4 |
| 6010B | Metals (ICP) | SW846 | EET CAL 4 |
| SM 2540C | Solids, Total Dissolved (TDS) | SM | EET CAL 4 |
| SM 4500 CN E | Cyanide, Total | SM | EET CAL 4 |
| 200.8 | Preparation, Total Recoverable Metals | EPA | EET CAL 4 |
| 245.1 | Preparation, Mercury | EPA | EET CAL 4 |
| 3005A | Preparation, Total Recoverable or Dissolved Metals | SW846 | EET CAL 4 |
| 3511 | Microextraction of Organic Compounds | SW846 | EET CAL 4 |
| 5030C | Purge and Trap | SW846 | EET CAL 4 |
| SM 4500 CN C | Cyanide, Distillation | SM | EET CAL 4 |

Protocol References:

- EPA = US Environmental Protection Agency
- SM = "Standard Methods For The Examination Of Water And Wastewater"
- SW846 = "Test Methods For Evaluating Solid Waste, Physical/Chemical Methods", Third Edition, November 1986 And Its Updates.

Laboratory References:

EET CAL 4 = Eurofins Calscience Tustin, 2841 Dow Avenue, Tustin, CA 92780, TEL (714)895-5494



258142

3



2841 DOW AVE SUIT 100

Calverton
SUSTON, CA 92780

TEL: (714) 895-6494 . FAX: (714) 894-7501

Site Name

Provide MRN for retail or AFE for major projects

Retail Project (MRN)

Major Project (AFE)

Project Name ExxonMobil Gladiola Station / 238000257

CHAIN OF CUSTODY RECORD

DATE: 12-5-25
PAGE: 1 OF 4

ExxonMobil Engr: Chris Bear

LABORATORY CLIENT: **Stantec**

ADDRESS: 4572 Telephone Road #916

CITY: Ventura, CA 93003

TEL: 805 701 1420 FAX: 805-457-8956 James.Anderson@Stantec.com

GLOBAL ID # COELT LOG CODE:

PROJECT CONTACT: James Anderson

SAMPLER(S): Mark Lach

EMES Sub Agreement #A2604415

LAB USE ONLY

COOLER RECEIPT Temp = _____ °C

TURNAROUND TIME
 SAME DAY 24 HR 48 HR 72 HR 5 DAYS 10 DAYS

SPECIAL REQUIREMENTS (ADDITIONAL COSTS MAY APPLY)
 RWQCB REPORTING ARCHIVE SAMPLES UNTIL ____/____/____

SPECIAL INSTRUCTIONS:
New Mexico Site
Report J values.

REQUESTED ANALYSIS

Barcode: 570-258142 Chain of Custody

| LAB USE ONLY | SAMPLE ID | Field Point Name | SAMPLING | | MAT- RIX | NO. OF CONT. | EPA 8260B LL VOCs only | EPA 8270E LL OQO SVOCs/PAHs | EPA 8010B As, Ba, Be, Cd, Cr, Cyanide, Pb, Se, Ag and Thallium + EPA 246.1 Hg | EPA 300.0 Fluoride & chloride | SM 2540C Total Dissolved Solids | SM-4500-CN-E Cyanide | EPA 200.8 Uranium | | | | | | | | | | | | CONTAINER TYPE | | |
|--------------|------------------|------------------|----------|-------|----------|--------------|------------------------|-----------------------------|---|-------------------------------|---------------------------------|----------------------|-------------------|--|--|--|--|--|--|--|--|--|--|--|----------------|--|-------|
| | | | DATE | TIME | | | | | | | | | | | | | | | | | | | | | | | |
| | MW-1 | - | | | W | 8 | X | X | X | X | X | X | X | | | | | | | | | | | | | 3 vials with HCL, 2-1L Amber Glass, 250mL Plastic with HNO3, 2-250mL Plastic | LNAPL |
| | MW-2 | - | | | W | 8 | X | X | X | X | X | X | X | | | | | | | | | | | | | 3 vials with HCL, 2-1L Amber Glass, 250mL Plastic with HNO3, 2-250mL Plastic | LNAPL |
| | MW-3 | MW3 | 12-5-25 | 10:15 | W | 8 | X | X | X | X | X | X | X | | | | | | | | | | | | | 3 vials with HCL, 2-1L Amber Glass, 250mL Plastic with HNO3, 2-250mL Plastic | LNAPL |
| | MW-4 | - | | | W | 8 | X | X | X | X | X | X | X | | | | | | | | | | | | | 3 vials with HCL, 2-1L Amber Glass, 250mL Plastic with HNO3, 2-250mL Plastic | LNAPL |
| | MW-5 | - | | | W | 8 | X | X | X | X | X | X | X | | | | | | | | | | | | | 3 vials with HCL, 2-1L Amber Glass, 250mL Plastic with HNO3, 2-250mL Plastic | LNAPL |
| | MW-6 | MW6 | 12-5-25 | 10:45 | W | 8 | X | X | X | X | X | X | X | | | | | | | | | | | | | 3 vials with HCL, 2-1L Amber Glass, 250mL Plastic with HNO3, 2-250mL Plastic | LNAPL |
| | MW-7 | - | | | W | 8 | X | X | X | X | X | X | X | | | | | | | | | | | | | 3 vials with HCL, 2-1L Amber Glass, 250mL Plastic with HNO3, 2-250mL Plastic | LNAPL |
| | MW-9 | - | | | W | 8 | X | X | X | X | X | X | X | | | | | | | | | | | | | 3 vials with HCL, 2-1L Amber Glass, 250mL Plastic with HNO3, 2-250mL Plastic | LNAPL |
| | MW-10 | - | | | W | 8 | X | X | X | X | X | X | X | | | | | | | | | | | | | 3 vials with HCL, 2-1L Amber Glass, 250mL Plastic with HNO3, 2-250mL Plastic | LNAPL |
| | MW-11 | MW11 | 12-5-25 | 9:00 | W | 8 | X | X | X | X | X | X | X | | | | | | | | | | | | | 3 vials with HCL, 2-1L Amber Glass, 250mL Plastic with HNO3, 2-250mL Plastic | LNAPL |
| | MW-12 | - | | | W | 8 | X | X | X | X | X | X | X | | | | | | | | | | | | | 3 vials with HCL, 2-1L Amber Glass, 250mL Plastic with HNO3, 2-250mL Plastic | LNAPL |
| | Trip Blank | | 12-5-25 | 9:00 | W | 2 | X | | | | | | | | | | | | | | | | | | | | |

Relinquished by: (Signature) *Mark Lach* Received by: (Signature) *Felix* Date & Time: 12-5-25 14:15

Relinquished by: (Signature) *Felix* Received by: (Signature) *Jill Juol EC* Date & Time: 12/8/25 9:45

Relinquished by: (Signature)

1.7/1.2 IR1

ORIGIN ID: DTHA (214) 972-5800
MARK LACH
HAMPTON INN AND SUITES HOBBS
5420 LOVINGTON HIGHWAY

SHIP DATE: 25NOV25
ACTWGT: 11.45 LB
CAD: 264056692/CAFE3953

HOBBS, NM 88240
UNITED STATES US

Part # 159469-434 HHD02 EXP 10/26
58604/0305

TO SHIPPING
EUROFINS CALSCIENCE
2841 DOW AVE

TUSTIN CA 92780


(949) 261-1022

REF:

INU:

DEPT:

RMA: ||| ||| ||| |||



FedEx
Express



Alt 1062909205527

FedEx
TRK# 4904 5344 1760
0221

RETURN MAIL CUT
SATURDAY 1:30 PM
PRIORITY OVERNIGHT

XO DTHA

92780
CA-US SNA

Alt # 159297-435 HHD02 EXP 10/26



570-258142 Waybill

#9531685 12/05 58HJ4/2C22/59F2

- 1
- 2
- 3
- 4
- 5
- 6
- 7
- 8
- 9
- 10
- 11
- 12
- 13
- 14
- 15

Login Sample Receipt Checklist

Client: Stantec Consulting Services Inc

Job Number: 570-258142-1

Login Number: 258142

List Source: Eurofins Calscience

List Number: 1

Creator: Yu, Tiffany

| Question | Answer | Comment |
|--|--------|---------|
| Radioactivity wasn't checked or is </= background as measured by a survey meter. | N/A | |
| The cooler's custody seal, if present, is intact. | True | |
| Sample custody seals, if present, are intact. | True | |
| The cooler or samples do not appear to have been compromised or tampered with. | True | |
| Samples were received on ice. | True | |
| Cooler Temperature is acceptable. | True | |
| Cooler Temperature is recorded. | True | |
| COC is present. | True | |
| COC is filled out in ink and legible. | True | |
| COC is filled out with all pertinent information. | True | |
| Is the Field Sampler's name present on COC? | True | |
| There are no discrepancies between the containers received and the COC. | True | |
| Samples are received within Holding Time (excluding tests with immediate HTs) | True | |
| Sample containers have legible labels. | True | |
| Containers are not broken or leaking. | True | |
| Sample collection date/times are provided. | True | |
| Appropriate sample containers are used. | True | |
| Sample bottles are completely filled. | True | |
| Sample Preservation Verified. | True | |
| There is sufficient vol. for all requested analyses, incl. any requested MS/MSDs | True | |
| Containers requiring zero headspace have no headspace or bubble is <6mm (1/4"). | True | |
| Multiphasic samples are not present. | True | |
| Samples do not require splitting or compositing. | True | |
| Residual Chlorine Checked. | N/A | |

- 1
- 2
- 3
- 4
- 5
- 6
- 7
- 8
- 9
- 10
- 11
- 12
- 13
- 14
- 15



Environment Testing

- 1
- 2
- 3
- 4
- 5
- 6
- 7
- 8
- 9
- 10
- 11
- 12
- 13
- 14
- 15

ANALYTICAL REPORT

PREPARED FOR

Attn: Mr. James Anderson
 Stantec Consulting Services Inc
 4572 Telephone Road #916
 Ventura, California 93003

Generated 12/24/2025 1:18:42 PM

JOB DESCRIPTION

ExxonMobil Gladiola Station / 238000257

JOB NUMBER

570-258455-1

Eurofins Calscience
 2841 Dow Avenue
 Suite 100
 Tustin CA 92780




Eurofins Calscience

Job Notes

This report may not be reproduced except in full, and with written approval from the laboratory. The results relate only to the samples tested. For questions please contact the Project Manager at the e-mail address or telephone number listed on this page.

The test results in this report relate only to the samples as received by the laboratory and will meet all requirements of the methodology, with any exceptions noted. This report shall not be reproduced except in full, without the express written approval of the laboratory. All questions should be directed to the Eurofins Calscience Project Manager.

Authorization



Generated
12/24/2025 1:18:42 PM

Authorized for release by
Hailley Coleman, Project Manager I
Hailley.Coleman@et.eurofinsus.com
(657)210-6385



Client: Stantec Consulting Services Inc
Project/Site: ExxonMobil Gladiola Station / 238000257

Laboratory Job ID: 570-258455-1

- 1
- 2
- 3
- 4
- 5
- 6
- 7
- 8
- 9
- 10
- 11
- 12
- 13
- 14
- 15

Table of Contents

| | |
|----------------------------------|----|
| Cover Page | 1 |
| Table of Contents | 3 |
| Sample Summary | 4 |
| Definitions/Glossary | 5 |
| Case Narrative | 6 |
| Detection Summary | 8 |
| Client Sample Results | 10 |
| Surrogate Summary | 29 |
| QC Sample Results | 30 |
| QC Association Summary | 44 |
| Lab Chronicle | 50 |
| Certification Summary | 55 |
| Method Summary | 56 |
| Chain of Custody | 57 |
| Receipt Checklists | 60 |

Sample Summary

Client: Stantec Consulting Services Inc
Project/Site: ExxonMobil Gladiola Station / 238000257

Job ID: 570-258455-1

| Lab Sample ID | Client Sample ID | Matrix | Collected | Received | Sample Origin |
|---------------|------------------|--------|----------------|----------------|---------------|
| 570-258455-1 | MW22 | Water | 12/04/25 09:00 | 12/05/25 10:10 | New Mexico |
| 570-258455-2 | Trip Blank | Water | 12/04/25 09:00 | 12/05/25 10:10 | New Mexico |
| 570-258455-3 | MW27 | Water | 12/04/25 11:30 | 12/05/25 10:10 | New Mexico |
| 570-258455-4 | MW28 | Water | 12/04/25 12:30 | 12/05/25 10:10 | New Mexico |
| 570-258455-5 | MW29 | Water | 12/03/25 14:45 | 12/05/25 10:10 | New Mexico |
| 570-258455-6 | MW30 | Water | 12/03/25 14:00 | 12/05/25 10:10 | New Mexico |
| 570-258455-7 | MW31 | Water | 12/04/25 10:30 | 12/05/25 10:10 | New Mexico |

- 1
- 2
- 3
- 4
- 5
- 6
- 7
- 8
- 9
- 10
- 11
- 12
- 13
- 14
- 15

Definitions/Glossary

Client: Stantec Consulting Services Inc
 Project/Site: ExxonMobil Gladiola Station / 238000257

Job ID: 570-258455-1

Qualifiers

GC/MS Semi VOA

| Qualifier | Qualifier Description |
|-----------|--|
| *+ | LCS and/or LCSD is outside acceptance limits, high biased. |
| me | LCS Recovery is within Marginal Exceedance (ME) control limit range (± 4 SD from the mean). |

Metals

| Qualifier | Qualifier Description |
|-----------|--|
| F1 | MS and/or MSD recovery exceeds control limits. |
| J | Result is less than the RL but greater than or equal to the MDL and the concentration is an approximate value. |

General Chemistry

| Qualifier | Qualifier Description |
|-----------|--|
| J | Result is less than the RL but greater than or equal to the MDL and the concentration is an approximate value. |

Glossary

| Abbreviation | These commonly used abbreviations may or may not be present in this report. |
|----------------|---|
| ☼ | Listed under the "D" column to designate that the result is reported on a dry weight basis |
| %R | Percent Recovery |
| CFL | Contains Free Liquid |
| CFU | Colony Forming Unit |
| CNF | Contains No Free Liquid |
| DER | Duplicate Error Ratio (normalized absolute difference) |
| Dil Fac | Dilution Factor |
| DL | Detection Limit (DoD/DOE) |
| DL, RA, RE, IN | Indicates a Dilution, Re-analysis, Re-extraction, or additional Initial metals/anion analysis of the sample |
| DLC | Decision Level Concentration (Radiochemistry) |
| EDL | Estimated Detection Limit (Dioxin) |
| LOD | Limit of Detection (DoD/DOE) |
| LOQ | Limit of Quantitation (DoD/DOE) |
| MCL | EPA recommended "Maximum Contaminant Level" |
| MDA | Minimum Detectable Activity (Radiochemistry) |
| MDC | Minimum Detectable Concentration (Radiochemistry) |
| MDL | Method Detection Limit |
| ML | Minimum Level (Dioxin) |
| MPN | Most Probable Number |
| MQL | Method Quantitation Limit |
| NC | Not Calculated |
| ND | Not Detected at the reporting limit (or MDL or EDL if shown) |
| NEG | Negative / Absent |
| POS | Positive / Present |
| PQL | Practical Quantitation Limit |
| PRES | Presumptive |
| QC | Quality Control |
| RER | Relative Error Ratio (Radiochemistry) |
| RL | Reporting Limit or Requested Limit (Radiochemistry) |
| RPD | Relative Percent Difference, a measure of the relative difference between two points |
| TEF | Toxicity Equivalent Factor (Dioxin) |
| TEQ | Toxicity Equivalent Quotient (Dioxin) |
| TNTC | Too Numerous To Count |

Case Narrative

Client: Stantec Consulting Services Inc
Project: ExxonMobil Gladiola Station / 238000257

Job ID: 570-258455-1

Job ID: 570-258455-1

Eurofins Calscience

Job Narrative 570-258455-1

The analytical test results presented in this report meet all requirements of the associated regulatory program listed on the Accreditation/Certification Summary Page, unless otherwise noted. Data qualifiers and/or narrative comments are included to explain any exceptions, if applicable. Regulated compliance samples (e.g. SDWA, NPDES) must comply with associated agency requirements/permits.

- Matrix-specific batch QC (e.g., MS, MSD, SD) may not be reported when insufficient sample volume is available or when site-specific QC samples are not submitted. In such cases, a Laboratory Control Sample Duplicate (LCSD) may be analyzed to provide precision data for the batch.
- For samples analyzed using surrogate and/or isotope dilution analytes, any recoveries falling outside of established acceptance criteria are re-prepared and/or re-analyzed to confirm results, unless the deviation is due to sample dilution or otherwise explained in the case narrative.

Receipt

The samples were received on 12/5/2025 10:10 AM. Unless otherwise noted below, the samples arrived in good condition, and, where required, properly preserved and on ice. The temperature of the cooler at receipt time was 1.3°C.

Receipt Exceptions

Received COC pages marked 2 OF 4 and 3 OF 4, but only received two pages. All samples listed on the pages that were received are accounted for, and no extra samples were received.

MW22 (570-258455-1), Trip Blank (570-258455-2), MW27 (570-258455-3), MW28 (570-258455-4), MW29 (570-258455-5), MW30 (570-258455-6) and MW31 (570-258455-7)

GC/MS VOA

Method 8260B_LL: Insufficient sample volume was available to perform a matrix spike/matrix spike duplicate (MS/MSD) associated with analytical batch 570-666676. The laboratory control sample (LCS) was performed in duplicate (LCSD) to provide precision data for this batch.

No additional analytical or quality issues were noted, other than those described above or in the Definitions/ Glossary page.

GC/MS Semi VOA

Method 8270E_LL_QQQ: Insufficient sample volume was available to perform a matrix spike/matrix spike duplicate/sample duplicate (MS/MSD/DUP) associated with preparation batch 570-667807.

Method 8270E_LL_QQQ: The laboratory control sample (LCS) and / or laboratory control sample duplicate (LCSD) for preparation batch 570-667807 and analytical batch 570-668534 recovered outside control limits for the following analytes: Acenaphthylene. These analytes were biased high in the LCS and were not detected in the associated samples; therefore, the data have been reported.

Method 8270E_LL_QQQ: The laboratory control sample (LCS) and / or laboratory control sample duplicate (LCSD) for preparation batch 570-667807 and analytical batch 570-667850 recovered outside control limits for the following analytes: Acenaphthylene. These analytes were biased high in the LCS and were not detected in the associated samples; therefore, the data have been reported.

Method 8270E_LL_QQQ: The initial calibration verification (ICV) result for batch 570-667852 was above the upper control limit. The affected analytes are: Benzoic Acid. Sample results were non-detects, and have been reported as qualified data.

No additional analytical or quality issues were noted, other than those described above or in the Definitions/ Glossary page.

HPLC/IC

No additional analytical or quality issues were noted, other than those described above or in the Definitions/ Glossary page.

Metals

Method 245.1: The matrix spike / matrix spike duplicate (MS/MSD) recoveries for preparation batch 570-667082 and analytical batch 570-667187 were outside control limits for one or more analytes. See QC Sample Results for detail. Sample matrix interference and/or non-homogeneity are suspected because the associated laboratory control sample (LCS) recovery is within

Eurofins Calscience

Case Narrative

Client: Stantec Consulting Services Inc
Project: ExxonMobil Gladiola Station / 238000257

Job ID: 570-258455-1

Job ID: 570-258455-1 (Continued)

Eurofins Calscience

acceptance limits.

Method 7470A - TCLP: The matrix spike / matrix spike duplicate (MS/MSD) recoveries for preparation batch 570-666281 and 570-666417 and analytical batch 570-666475 were outside control limits for one or more analytes. See QC Sample Results for detail. Sample matrix interference and/or non-homogeneity are suspected because the associated laboratory control sample (LCS) recovery is within acceptance limits.

No additional analytical or quality issues were noted, other than those described above or in the Definitions/ Glossary page.

General Chemistry

No additional analytical or quality issues were noted, other than those described above or in the Definitions/ Glossary page.

- 1
- 2
- 3
- 4
- 5
- 6
- 7
- 8
- 9
- 10
- 11
- 12
- 13
- 14
- 15

Eurofins Calscience

Detection Summary

Client: Stantec Consulting Services Inc
Project/Site: ExxonMobil Gladiola Station / 238000257

Job ID: 570-258455-1

Client Sample ID: MW22

Lab Sample ID: 570-258455-1

| Analyte | Result | Qualifier | RL | MDL | Unit | Dil Fac | D | Method | Prep Type |
|------------------------|--------|-----------|--------|---------|------|---------|---|----------|----------------------|
| Chloride | 28 | | 1.0 | 0.36 | mg/L | 1 | | 300.0 | Total/NA |
| Fluoride | 2.8 | | 0.10 | 0.046 | mg/L | 1 | | 300.0 | Total/NA |
| Uranium | 6.28 | | 1.00 | 0.207 | ug/L | 1 | | 200.8 | Total Recoverable |
| Arsenic | 0.0177 | J | 0.100 | 0.00986 | mg/L | 1 | | 6010B | Total Recoverable |
| Barium | 0.0231 | | 0.0100 | 0.00713 | mg/L | 1 | | 6010B | Total Recoverable |
| Total Dissolved Solids | 645 | | 10.0 | 5.73 | mg/L | 1 | | SM 2540C | Total/NA |

Client Sample ID: Trip Blank

Lab Sample ID: 570-258455-2

No Detections.

Client Sample ID: MW27

Lab Sample ID: 570-258455-3

| Analyte | Result | Qualifier | RL | MDL | Unit | Dil Fac | D | Method | Prep Type |
|------------------------|----------|-----------|---------|----------|------|---------|---|----------|----------------------|
| Fluoride | 1.6 | | 0.10 | 0.046 | mg/L | 1 | | 300.0 | Total/NA |
| Chloride - DL | 280 | | 10 | 3.6 | mg/L | 10 | | 300.0 | Total/NA |
| Uranium | 4.33 | | 1.00 | 0.207 | ug/L | 1 | | 200.8 | Total Recoverable |
| Arsenic | 0.0136 | J | 0.100 | 0.00986 | mg/L | 1 | | 6010B | Total Recoverable |
| Barium | 0.0497 | | 0.0100 | 0.00713 | mg/L | 1 | | 6010B | Total Recoverable |
| Mercury | 0.000736 | J | 0.00250 | 0.000705 | mg/L | 1 | | 7470A | TCLP |
| Total Dissolved Solids | 976 | | 10.0 | 5.73 | mg/L | 1 | | SM 2540C | Total/NA |

Client Sample ID: MW28

Lab Sample ID: 570-258455-4

| Analyte | Result | Qualifier | RL | MDL | Unit | Dil Fac | D | Method | Prep Type |
|------------------------|---------|-----------|--------|---------|------|---------|---|----------|----------------------|
| Fluoride | 1.8 | | 0.10 | 0.046 | mg/L | 1 | | 300.0 | Total/NA |
| Chloride - DL | 170 | | 10 | 3.6 | mg/L | 10 | | 300.0 | Total/NA |
| Uranium | 5.21 | | 1.00 | 0.207 | ug/L | 1 | | 200.8 | Total Recoverable |
| Barium | 0.0415 | | 0.0100 | 0.00713 | mg/L | 1 | | 6010B | Total Recoverable |
| Lead | 0.00450 | J | 0.0500 | 0.00447 | mg/L | 1 | | 6010B | Total Recoverable |
| Total Dissolved Solids | 1100 | | 10.0 | 5.73 | mg/L | 1 | | SM 2540C | Total/NA |

Client Sample ID: MW29

Lab Sample ID: 570-258455-5

| Analyte | Result | Qualifier | RL | MDL | Unit | Dil Fac | D | Method | Prep Type |
|------------------------|--------|-----------|--------|---------|------|---------|---|----------|----------------------|
| Fluoride | 4.0 | | 0.10 | 0.046 | mg/L | 1 | | 300.0 | Total/NA |
| Chloride - DL | 150 | | 10 | 3.6 | mg/L | 10 | | 300.0 | Total/NA |
| Uranium | 4.90 | | 1.00 | 0.207 | ug/L | 1 | | 200.8 | Total Recoverable |
| Barium | 0.0389 | | 0.0100 | 0.00713 | mg/L | 1 | | 6010B | Total Recoverable |
| Total Dissolved Solids | 669 | | 10.0 | 5.73 | mg/L | 1 | | SM 2540C | Total/NA |

Client Sample ID: MW30

Lab Sample ID: 570-258455-6

| Analyte | Result | Qualifier | RL | MDL | Unit | Dil Fac | D | Method | Prep Type |
|----------|--------|-----------|------|-------|------|---------|---|--------|-----------|
| Fluoride | 2.4 | | 0.10 | 0.046 | mg/L | 1 | | 300.0 | Total/NA |

This Detection Summary does not include radiochemical test results.

Eurofins Calscience

Detection Summary

Client: Stantec Consulting Services Inc
 Project/Site: ExxonMobil Gladiola Station / 238000257

Job ID: 570-258455-1

Client Sample ID: MW30 (Continued)

Lab Sample ID: 570-258455-6

| Analyte | Result | Qualifier | RL | MDL | Unit | Dil Fac | D | Method | Prep Type |
|------------------------|--------|-----------|--------|---------|------|---------|---|----------|-------------------|
| Chloride - DL | 150 | | 10 | 3.6 | mg/L | 10 | | 300.0 | Total/NA |
| Uranium | 4.02 | | 1.00 | 0.207 | ug/L | 1 | | 200.8 | Total Recoverable |
| Barium | 0.0487 | | 0.0100 | 0.00713 | mg/L | 1 | | 6010B | Total Recoverable |
| Total Dissolved Solids | 658 | | 10.0 | 5.73 | mg/L | 1 | | SM 2540C | Total/NA |

Client Sample ID: MW31

Lab Sample ID: 570-258455-7

| Analyte | Result | Qualifier | RL | MDL | Unit | Dil Fac | D | Method | Prep Type |
|------------------------|---------|-----------|--------|---------|------|---------|---|----------|-------------------|
| Fluoride | 1.5 | | 0.10 | 0.046 | mg/L | 1 | | 300.0 | Total/NA |
| Chloride - DL | 84 | | 10 | 3.6 | mg/L | 10 | | 300.0 | Total/NA |
| Uranium | 4.63 | | 1.00 | 0.207 | ug/L | 1 | | 200.8 | Total Recoverable |
| Arsenic | 0.0103 | J | 0.100 | 0.00986 | mg/L | 1 | | 6010B | Total Recoverable |
| Barium | 0.160 | | 0.0100 | 0.00713 | mg/L | 1 | | 6010B | Total Recoverable |
| Lead | 0.00500 | J | 0.0500 | 0.00447 | mg/L | 1 | | 6010B | Total Recoverable |
| Total Dissolved Solids | 726 | | 10.0 | 5.73 | mg/L | 1 | | SM 2540C | Total/NA |

This Detection Summary does not include radiochemical test results.

Eurofins Calscience

Client Sample Results

Client: Stantec Consulting Services Inc
 Project/Site: ExxonMobil Gladiola Station / 238000257

Job ID: 570-258455-1

Client Sample ID: MW22

Lab Sample ID: 570-258455-1

Date Collected: 12/04/25 09:00

Matrix: Water

Date Received: 12/05/25 10:10

Method: SW846 8260B - Volatile Organic Compounds (GC/MS)

| Analyte | Result | Qualifier | RL | MDL | Unit | D | Prepared | Analyzed | Dil Fac |
|---------------------------------------|--------|-----------|------|------|------|---|----------|----------------|---------|
| Benzene | ND | | 0.50 | 0.14 | ug/L | | | 12/09/25 05:46 | 1 |
| Toluene | ND | | 0.50 | 0.14 | ug/L | | | 12/09/25 05:46 | 1 |
| Ethylbenzene | ND | | 0.50 | 0.16 | ug/L | | | 12/09/25 05:46 | 1 |
| o-Xylene | ND | | 0.50 | 0.18 | ug/L | | | 12/09/25 05:46 | 1 |
| m,p-Xylene | ND | | 1.0 | 0.39 | ug/L | | | 12/09/25 05:46 | 1 |
| Xylenes, Total | ND | | 1.0 | 0.39 | ug/L | | | 12/09/25 05:46 | 1 |
| Methyl-t-Butyl Ether (MTBE) | ND | | 0.50 | 0.14 | ug/L | | | 12/09/25 05:46 | 1 |
| 1,1,1,2-Tetrachloroethane | ND | | 0.50 | 0.20 | ug/L | | | 12/09/25 05:46 | 1 |
| 1,1,1-Trichloroethane | ND | | 0.50 | 0.20 | ug/L | | | 12/09/25 05:46 | 1 |
| 1,1,2,2-Tetrachloroethane | ND | | 0.50 | 0.14 | ug/L | | | 12/09/25 05:46 | 1 |
| 1,1,2-Trichloroethane | ND | | 0.50 | 0.18 | ug/L | | | 12/09/25 05:46 | 1 |
| 1,1,2-Trichloro-1,2,2-trifluoroethane | ND | | 0.50 | 0.25 | ug/L | | | 12/09/25 05:46 | 1 |
| 1,1-Dichloroethane | ND | | 0.50 | 0.21 | ug/L | | | 12/09/25 05:46 | 1 |
| 1,1-Dichloroethene | ND | | 0.50 | 0.21 | ug/L | | | 12/09/25 05:46 | 1 |
| 1,1-Dichloropropene | ND | | 0.50 | 0.16 | ug/L | | | 12/09/25 05:46 | 1 |
| 1,2,3-Trichlorobenzene | ND | | 0.50 | 0.26 | ug/L | | | 12/09/25 05:46 | 1 |
| 1,2,3-Trichloropropane | ND | | 0.50 | 0.31 | ug/L | | | 12/09/25 05:46 | 1 |
| 1,2,4-Trichlorobenzene | ND | | 0.50 | 0.26 | ug/L | | | 12/09/25 05:46 | 1 |
| 1,2,4-Trimethylbenzene | ND | | 0.50 | 0.22 | ug/L | | | 12/09/25 05:46 | 1 |
| 1,3,5-Trimethylbenzene | ND | | 0.50 | 0.19 | ug/L | | | 12/09/25 05:46 | 1 |
| c-1,2-Dichloroethene | ND | | 0.50 | 0.16 | ug/L | | | 12/09/25 05:46 | 1 |
| 1,2-Dibromo-3-Chloropropane | ND | | 1.0 | 0.84 | ug/L | | | 12/09/25 05:46 | 1 |
| 1,2-Dichlorobenzene | ND | | 0.50 | 0.14 | ug/L | | | 12/09/25 05:46 | 1 |
| 1,2-Dichloroethane | ND | | 0.50 | 0.14 | ug/L | | | 12/09/25 05:46 | 1 |
| 1,2-Dichloropropane | ND | | 0.50 | 0.14 | ug/L | | | 12/09/25 05:46 | 1 |
| t-1,2-Dichloroethene | ND | | 0.50 | 0.22 | ug/L | | | 12/09/25 05:46 | 1 |
| c-1,3-Dichloropropene | ND | | 0.50 | 0.15 | ug/L | | | 12/09/25 05:46 | 1 |
| 1,3-Dichlorobenzene | ND | | 0.50 | 0.16 | ug/L | | | 12/09/25 05:46 | 1 |
| 1,3-Dichloropropane | ND | | 0.50 | 0.19 | ug/L | | | 12/09/25 05:46 | 1 |
| t-1,3-Dichloropropene | ND | | 0.50 | 0.21 | ug/L | | | 12/09/25 05:46 | 1 |
| 1,4-Dichlorobenzene | ND | | 0.50 | 0.11 | ug/L | | | 12/09/25 05:46 | 1 |
| 2,2-Dichloropropane | ND | | 0.50 | 0.26 | ug/L | | | 12/09/25 05:46 | 1 |
| 2-Chlorotoluene | ND | | 0.50 | 0.23 | ug/L | | | 12/09/25 05:46 | 1 |
| 4-Chlorotoluene | ND | | 0.50 | 0.24 | ug/L | | | 12/09/25 05:46 | 1 |
| 4-Methyl-2-pentanone | ND | | 5.0 | 1.6 | ug/L | | | 12/09/25 05:46 | 1 |
| Acetone | ND | | 8.0 | 3.6 | ug/L | | | 12/09/25 05:46 | 1 |
| Bromobenzene | ND | | 0.50 | 0.14 | ug/L | | | 12/09/25 05:46 | 1 |
| Bromochloromethane | ND | | 1.0 | 0.27 | ug/L | | | 12/09/25 05:46 | 1 |
| Bromoform | ND | | 0.50 | 0.28 | ug/L | | | 12/09/25 05:46 | 1 |
| Bromomethane | ND | | 2.0 | 1.9 | ug/L | | | 12/09/25 05:46 | 1 |
| Carbon disulfide | ND | | 1.0 | 0.32 | ug/L | | | 12/09/25 05:46 | 1 |
| Carbon tetrachloride | ND | | 0.50 | 0.27 | ug/L | | | 12/09/25 05:46 | 1 |
| Chlorobenzene | ND | | 0.50 | 0.12 | ug/L | | | 12/09/25 05:46 | 1 |
| Dibromochloromethane | ND | | 0.50 | 0.21 | ug/L | | | 12/09/25 05:46 | 1 |
| Chloroethane | ND | | 0.50 | 0.38 | ug/L | | | 12/09/25 05:46 | 1 |
| Chloroform | ND | | 0.50 | 0.25 | ug/L | | | 12/09/25 05:46 | 1 |
| Chloromethane | ND | | 1.0 | 0.65 | ug/L | | | 12/09/25 05:46 | 1 |
| Dibromomethane | ND | | 0.50 | 0.16 | ug/L | | | 12/09/25 05:46 | 1 |
| Bromodichloromethane | ND | | 0.50 | 0.15 | ug/L | | | 12/09/25 05:46 | 1 |

Eurofins Calscience

Client Sample Results

Client: Stantec Consulting Services Inc
Project/Site: ExxonMobil Gladiola Station / 238000257

Job ID: 570-258455-1

Client Sample ID: MW22

Lab Sample ID: 570-258455-1

Date Collected: 12/04/25 09:00

Matrix: Water

Date Received: 12/05/25 10:10

Method: SW846 8260B - Volatile Organic Compounds (GC/MS) (Continued)

| Analyte | Result | Qualifier | RL | MDL | Unit | D | Prepared | Analyzed | Dil Fac |
|------------------------------|------------------|------------------|---------------|------|------|---|-----------------|-----------------|----------------|
| Dichlorodifluoromethane | ND | | 1.0 | 0.51 | ug/L | | | 12/09/25 05:46 | 1 |
| 1,2-Dibromoethane | ND | | 0.50 | 0.27 | ug/L | | | 12/09/25 05:46 | 1 |
| Hexachloro-1,3-butadiene | ND | | 1.0 | 0.26 | ug/L | | | 12/09/25 05:46 | 1 |
| Isopropylbenzene | ND | | 0.50 | 0.21 | ug/L | | | 12/09/25 05:46 | 1 |
| 2-Butanone | ND | | 5.0 | 2.9 | ug/L | | | 12/09/25 05:46 | 1 |
| Methylene Chloride | ND | | 1.0 | 0.40 | ug/L | | | 12/09/25 05:46 | 1 |
| 2-Hexanone | ND | | 6.0 | 2.0 | ug/L | | | 12/09/25 05:46 | 1 |
| Naphthalene | ND | | 1.0 | 0.55 | ug/L | | | 12/09/25 05:46 | 1 |
| n-Butylbenzene | ND | | 0.50 | 0.24 | ug/L | | | 12/09/25 05:46 | 1 |
| N-Propylbenzene | ND | | 0.50 | 0.18 | ug/L | | | 12/09/25 05:46 | 1 |
| p-Isopropyltoluene | ND | | 0.50 | 0.20 | ug/L | | | 12/09/25 05:46 | 1 |
| sec-Butylbenzene | ND | | 0.50 | 0.20 | ug/L | | | 12/09/25 05:46 | 1 |
| Styrene | ND | | 0.50 | 0.27 | ug/L | | | 12/09/25 05:46 | 1 |
| tert-Butylbenzene | ND | | 0.50 | 0.21 | ug/L | | | 12/09/25 05:46 | 1 |
| Tetrachloroethene | ND | | 0.50 | 0.16 | ug/L | | | 12/09/25 05:46 | 1 |
| Trichloroethene | ND | | 0.50 | 0.15 | ug/L | | | 12/09/25 05:46 | 1 |
| Trichlorofluoromethane | ND | | 0.50 | 0.26 | ug/L | | | 12/09/25 05:46 | 1 |
| Vinyl chloride | ND | | 0.50 | 0.23 | ug/L | | | 12/09/25 05:46 | 1 |
| Surrogate | %Recovery | Qualifier | Limits | | | | Prepared | Analyzed | Dil Fac |
| 1,2-Dichloroethane-d4 (Surr) | 97 | | 64 - 132 | | | | | 12/09/25 05:46 | 1 |
| 4-Bromofluorobenzene (Surr) | 98 | | 76 - 120 | | | | | 12/09/25 05:46 | 1 |
| Dibromofluoromethane (Surr) | 97 | | 80 - 120 | | | | | 12/09/25 05:46 | 1 |
| Toluene-d8 (Surr) | 107 | | 80 - 120 | | | | | 12/09/25 05:46 | 1 |

Method: SW846 8270E - Semivolatile Organic Compounds (GC-MS/MS)

| Analyte | Result | Qualifier | RL | MDL | Unit | D | Prepared | Analyzed | Dil Fac |
|-------------------------|------------------|------------------|---------------|-------|------|---|-----------------|-----------------|----------------|
| 1-Methylnaphthalene | ND | | 0.10 | 0.018 | ug/L | | 12/10/25 10:40 | 12/11/25 19:02 | 1 |
| 2-Methylnaphthalene | ND | | 0.10 | 0.014 | ug/L | | 12/10/25 10:40 | 12/11/25 19:02 | 1 |
| Acenaphthene | ND | | 0.10 | 0.015 | ug/L | | 12/10/25 10:40 | 12/11/25 19:02 | 1 |
| Acenaphthylene | ND | + | 0.10 | 0.015 | ug/L | | 12/10/25 10:40 | 12/11/25 19:02 | 1 |
| Anthracene | ND | | 0.10 | 0.016 | ug/L | | 12/10/25 10:40 | 12/11/25 19:02 | 1 |
| Benzo[g,h,i]perylene | ND | | 0.10 | 0.022 | ug/L | | 12/10/25 10:40 | 12/11/25 19:02 | 1 |
| Benzo[k]fluoranthene | ND | | 0.10 | 0.022 | ug/L | | 12/10/25 10:40 | 12/11/25 19:02 | 1 |
| Benzo[a]anthracene | ND | | 0.10 | 0.011 | ug/L | | 12/10/25 10:40 | 12/11/25 19:02 | 1 |
| Benzo[a]pyrene | ND | | 0.10 | 0.017 | ug/L | | 12/10/25 10:40 | 12/11/25 19:02 | 1 |
| Benzo[b]fluoranthene | ND | | 0.10 | 0.019 | ug/L | | 12/10/25 10:40 | 12/11/25 19:02 | 1 |
| Chrysene | ND | | 0.10 | 0.038 | ug/L | | 12/10/25 10:40 | 12/11/25 19:02 | 1 |
| Dibenz(a,h)anthracene | ND | | 0.10 | 0.071 | ug/L | | 12/10/25 10:40 | 12/11/25 19:02 | 1 |
| Fluoranthene | ND | | 0.10 | 0.013 | ug/L | | 12/10/25 10:40 | 12/11/25 19:02 | 1 |
| Fluorene | ND | | 0.10 | 0.016 | ug/L | | 12/10/25 10:40 | 12/11/25 19:02 | 1 |
| Indeno[1,2,3-cd]pyrene | ND | | 0.10 | 0.020 | ug/L | | 12/10/25 10:40 | 12/11/25 19:02 | 1 |
| Naphthalene | ND | | 0.10 | 0.021 | ug/L | | 12/10/25 10:40 | 12/11/25 19:02 | 1 |
| Phenanthrene | ND | | 0.10 | 0.014 | ug/L | | 12/10/25 10:40 | 12/11/25 19:02 | 1 |
| Pyrene | ND | | 0.10 | 0.015 | ug/L | | 12/10/25 10:40 | 12/11/25 19:02 | 1 |
| Surrogate | %Recovery | Qualifier | Limits | | | | Prepared | Analyzed | Dil Fac |
| 2-Fluorobiphenyl (Surr) | 106 | | 31 - 169 | | | | 12/10/25 10:40 | 12/11/25 19:02 | 1 |
| Nitrobenzene-d5 (Surr) | 125 | | 37 - 188 | | | | 12/10/25 10:40 | 12/11/25 19:02 | 1 |
| p-Terphenyl-d14 (Surr) | 107 | | 17 - 155 | | | | 12/10/25 10:40 | 12/11/25 19:02 | 1 |

Eurofins Calscience

Client Sample Results

Client: Stantec Consulting Services Inc
 Project/Site: ExxonMobil Gladiola Station / 238000257

Job ID: 570-258455-1

Client Sample ID: MW22

Lab Sample ID: 570-258455-1

Date Collected: 12/04/25 09:00

Matrix: Water

Date Received: 12/05/25 10:10

Method: EPA 300.0 - Anions, Ion Chromatography

| Analyte | Result | Qualifier | RL | MDL | Unit | D | Prepared | Analyzed | Dil Fac |
|----------|--------|-----------|------|-------|------|---|----------|----------------|---------|
| Chloride | 28 | | 1.0 | 0.36 | mg/L | | | 12/13/25 11:46 | 1 |
| Fluoride | 2.8 | | 0.10 | 0.046 | mg/L | | | 12/13/25 11:46 | 1 |

Method: EPA 200.8 - Metals (ICP/MS) - Total Recoverable

| Analyte | Result | Qualifier | RL | MDL | Unit | D | Prepared | Analyzed | Dil Fac |
|---------|--------|-----------|------|-------|------|---|----------------|----------------|---------|
| Uranium | 6.28 | | 1.00 | 0.207 | ug/L | | 12/23/25 10:45 | 12/23/25 14:42 | 1 |

Method: EPA 245.1 - Mercury (CVAA)

| Analyte | Result | Qualifier | RL | MDL | Unit | D | Prepared | Analyzed | Dil Fac |
|---------|--------|-----------|----------|----------|------|---|----------------|----------------|---------|
| Mercury | ND | F1 | 0.000200 | 0.000124 | mg/L | | 12/09/25 09:15 | 12/09/25 13:08 | 1 |

Method: SW846 6010B - Metals (ICP) - Total Recoverable

| Analyte | Result | Qualifier | RL | MDL | Unit | D | Prepared | Analyzed | Dil Fac |
|-----------|--------|-----------|--------|----------|------|---|----------------|----------------|---------|
| Arsenic | 0.0177 | J | 0.100 | 0.00986 | mg/L | | 12/23/25 10:08 | 12/23/25 18:11 | 1 |
| Barium | 0.0231 | | 0.0100 | 0.00713 | mg/L | | 12/23/25 10:08 | 12/23/25 18:11 | 1 |
| Cadmium | ND | | 0.0100 | 0.000449 | mg/L | | 12/23/25 10:08 | 12/23/25 18:11 | 1 |
| Chromium | ND | | 0.0500 | 0.00814 | mg/L | | 12/23/25 10:08 | 12/23/25 18:11 | 1 |
| Lead | ND | | 0.0500 | 0.00447 | mg/L | | 12/23/25 10:08 | 12/23/25 18:11 | 1 |
| Selenium | ND | | 0.0500 | 0.0145 | mg/L | | 12/23/25 10:08 | 12/23/25 18:11 | 1 |
| Silver | ND | | 0.0100 | 0.00679 | mg/L | | 12/23/25 10:08 | 12/23/25 18:11 | 1 |
| Beryllium | ND | | 0.0100 | 0.00296 | mg/L | | 12/23/25 10:08 | 12/23/25 18:11 | 1 |
| Thallium | ND | | 0.0500 | 0.00670 | mg/L | | 12/23/25 10:08 | 12/23/25 18:11 | 1 |

General Chemistry

| Analyte | Result | Qualifier | RL | MDL | Unit | D | Prepared | Analyzed | Dil Fac |
|-----------------------------------|--------|-----------|--------|---------|------|---|----------------|----------------|---------|
| Total Dissolved Solids (SM 2540C) | 645 | | 10.0 | 5.73 | mg/L | | | 12/10/25 17:11 | 1 |
| Cyanide, Total (SM 4500 CN E) | ND | | 0.0250 | 0.00930 | mg/L | | 12/06/25 13:08 | 12/06/25 15:08 | 1 |

Client Sample ID: Trip Blank

Lab Sample ID: 570-258455-2

Date Collected: 12/04/25 09:00

Matrix: Water

Date Received: 12/05/25 10:10

Method: SW846 8260B - Volatile Organic Compounds (GC/MS)

| Analyte | Result | Qualifier | RL | MDL | Unit | D | Prepared | Analyzed | Dil Fac |
|---------------------------------------|--------|-----------|------|------|------|---|----------|----------------|---------|
| Benzene | ND | | 0.50 | 0.14 | ug/L | | | 12/09/25 02:30 | 1 |
| Toluene | ND | | 0.50 | 0.14 | ug/L | | | 12/09/25 02:30 | 1 |
| Ethylbenzene | ND | | 0.50 | 0.16 | ug/L | | | 12/09/25 02:30 | 1 |
| o-Xylene | ND | | 0.50 | 0.18 | ug/L | | | 12/09/25 02:30 | 1 |
| m,p-Xylene | ND | | 1.0 | 0.39 | ug/L | | | 12/09/25 02:30 | 1 |
| Xylenes, Total | ND | | 1.0 | 0.39 | ug/L | | | 12/09/25 02:30 | 1 |
| Methyl-t-Butyl Ether (MTBE) | ND | | 0.50 | 0.14 | ug/L | | | 12/09/25 02:30 | 1 |
| 1,1,1,2-Tetrachloroethane | ND | | 0.50 | 0.20 | ug/L | | | 12/09/25 02:30 | 1 |
| 1,1,1-Trichloroethane | ND | | 0.50 | 0.20 | ug/L | | | 12/09/25 02:30 | 1 |
| 1,1,2,2-Tetrachloroethane | ND | | 0.50 | 0.14 | ug/L | | | 12/09/25 02:30 | 1 |
| 1,1,2-Trichloroethane | ND | | 0.50 | 0.18 | ug/L | | | 12/09/25 02:30 | 1 |
| 1,1,2-Trichloro-1,2,2-trifluoroethane | ND | | 0.50 | 0.25 | ug/L | | | 12/09/25 02:30 | 1 |
| 1,1-Dichloroethane | ND | | 0.50 | 0.21 | ug/L | | | 12/09/25 02:30 | 1 |
| 1,1-Dichloroethene | ND | | 0.50 | 0.21 | ug/L | | | 12/09/25 02:30 | 1 |
| 1,1-Dichloropropene | ND | | 0.50 | 0.16 | ug/L | | | 12/09/25 02:30 | 1 |
| 1,2,3-Trichlorobenzene | ND | | 0.50 | 0.26 | ug/L | | | 12/09/25 02:30 | 1 |
| 1,2,3-Trichloropropane | ND | | 0.50 | 0.31 | ug/L | | | 12/09/25 02:30 | 1 |

Eurofins Calscience

Client Sample Results

Client: Stantec Consulting Services Inc
 Project/Site: ExxonMobil Gladiola Station / 238000257

Job ID: 570-258455-1

Client Sample ID: Trip Blank

Lab Sample ID: 570-258455-2

Date Collected: 12/04/25 09:00

Matrix: Water

Date Received: 12/05/25 10:10

Method: SW846 8260B - Volatile Organic Compounds (GC/MS) (Continued)

| Analyte | Result | Qualifier | RL | MDL | Unit | D | Prepared | Analyzed | Dil Fac |
|-----------------------------|--------|-----------|------|------|------|---|----------|----------------|---------|
| 1,2,4-Trichlorobenzene | ND | | 0.50 | 0.26 | ug/L | | | 12/09/25 02:30 | 1 |
| 1,2,4-Trimethylbenzene | ND | | 0.50 | 0.22 | ug/L | | | 12/09/25 02:30 | 1 |
| 1,3,5-Trimethylbenzene | ND | | 0.50 | 0.19 | ug/L | | | 12/09/25 02:30 | 1 |
| c-1,2-Dichloroethene | ND | | 0.50 | 0.16 | ug/L | | | 12/09/25 02:30 | 1 |
| 1,2-Dibromo-3-Chloropropane | ND | | 1.0 | 0.84 | ug/L | | | 12/09/25 02:30 | 1 |
| 1,2-Dichlorobenzene | ND | | 0.50 | 0.14 | ug/L | | | 12/09/25 02:30 | 1 |
| 1,2-Dichloroethane | ND | | 0.50 | 0.14 | ug/L | | | 12/09/25 02:30 | 1 |
| 1,2-Dichloropropane | ND | | 0.50 | 0.14 | ug/L | | | 12/09/25 02:30 | 1 |
| t-1,2-Dichloroethene | ND | | 0.50 | 0.22 | ug/L | | | 12/09/25 02:30 | 1 |
| c-1,3-Dichloropropene | ND | | 0.50 | 0.15 | ug/L | | | 12/09/25 02:30 | 1 |
| 1,3-Dichlorobenzene | ND | | 0.50 | 0.16 | ug/L | | | 12/09/25 02:30 | 1 |
| 1,3-Dichloropropane | ND | | 0.50 | 0.19 | ug/L | | | 12/09/25 02:30 | 1 |
| t-1,3-Dichloropropene | ND | | 0.50 | 0.21 | ug/L | | | 12/09/25 02:30 | 1 |
| 1,4-Dichlorobenzene | ND | | 0.50 | 0.11 | ug/L | | | 12/09/25 02:30 | 1 |
| 2,2-Dichloropropane | ND | | 0.50 | 0.26 | ug/L | | | 12/09/25 02:30 | 1 |
| 2-Chlorotoluene | ND | | 0.50 | 0.23 | ug/L | | | 12/09/25 02:30 | 1 |
| 4-Chlorotoluene | ND | | 0.50 | 0.24 | ug/L | | | 12/09/25 02:30 | 1 |
| 4-Methyl-2-pentanone | ND | | 5.0 | 1.6 | ug/L | | | 12/09/25 02:30 | 1 |
| Acetone | ND | | 8.0 | 3.6 | ug/L | | | 12/09/25 02:30 | 1 |
| Bromobenzene | ND | | 0.50 | 0.14 | ug/L | | | 12/09/25 02:30 | 1 |
| Bromochloromethane | ND | | 1.0 | 0.27 | ug/L | | | 12/09/25 02:30 | 1 |
| Bromoform | ND | | 0.50 | 0.28 | ug/L | | | 12/09/25 02:30 | 1 |
| Bromomethane | ND | | 2.0 | 1.9 | ug/L | | | 12/09/25 02:30 | 1 |
| Carbon disulfide | ND | | 1.0 | 0.32 | ug/L | | | 12/09/25 02:30 | 1 |
| Carbon tetrachloride | ND | | 0.50 | 0.27 | ug/L | | | 12/09/25 02:30 | 1 |
| Chlorobenzene | ND | | 0.50 | 0.12 | ug/L | | | 12/09/25 02:30 | 1 |
| Dibromochloromethane | ND | | 0.50 | 0.21 | ug/L | | | 12/09/25 02:30 | 1 |
| Chloroethane | ND | | 0.50 | 0.38 | ug/L | | | 12/09/25 02:30 | 1 |
| Chloroform | ND | | 0.50 | 0.25 | ug/L | | | 12/09/25 02:30 | 1 |
| Chloromethane | ND | | 1.0 | 0.65 | ug/L | | | 12/09/25 02:30 | 1 |
| Dibromomethane | ND | | 0.50 | 0.16 | ug/L | | | 12/09/25 02:30 | 1 |
| Bromodichloromethane | ND | | 0.50 | 0.15 | ug/L | | | 12/09/25 02:30 | 1 |
| Dichlorodifluoromethane | ND | | 1.0 | 0.51 | ug/L | | | 12/09/25 02:30 | 1 |
| 1,2-Dibromoethane | ND | | 0.50 | 0.27 | ug/L | | | 12/09/25 02:30 | 1 |
| Hexachloro-1,3-butadiene | ND | | 1.0 | 0.26 | ug/L | | | 12/09/25 02:30 | 1 |
| Isopropylbenzene | ND | | 0.50 | 0.21 | ug/L | | | 12/09/25 02:30 | 1 |
| 2-Butanone | ND | | 5.0 | 2.9 | ug/L | | | 12/09/25 02:30 | 1 |
| Methylene Chloride | ND | | 1.0 | 0.40 | ug/L | | | 12/09/25 02:30 | 1 |
| 2-Hexanone | ND | | 6.0 | 2.0 | ug/L | | | 12/09/25 02:30 | 1 |
| Naphthalene | ND | | 1.0 | 0.55 | ug/L | | | 12/09/25 02:30 | 1 |
| n-Butylbenzene | ND | | 0.50 | 0.24 | ug/L | | | 12/09/25 02:30 | 1 |
| N-Propylbenzene | ND | | 0.50 | 0.18 | ug/L | | | 12/09/25 02:30 | 1 |
| p-Isopropyltoluene | ND | | 0.50 | 0.20 | ug/L | | | 12/09/25 02:30 | 1 |
| sec-Butylbenzene | ND | | 0.50 | 0.20 | ug/L | | | 12/09/25 02:30 | 1 |
| Styrene | ND | | 0.50 | 0.27 | ug/L | | | 12/09/25 02:30 | 1 |
| tert-Butylbenzene | ND | | 0.50 | 0.21 | ug/L | | | 12/09/25 02:30 | 1 |
| Tetrachloroethene | ND | | 0.50 | 0.16 | ug/L | | | 12/09/25 02:30 | 1 |
| Trichloroethene | ND | | 0.50 | 0.15 | ug/L | | | 12/09/25 02:30 | 1 |
| Trichlorofluoromethane | ND | | 0.50 | 0.26 | ug/L | | | 12/09/25 02:30 | 1 |

Eurofins Calscience

Client Sample Results

Client: Stantec Consulting Services Inc
 Project/Site: ExxonMobil Gladiola Station / 238000257

Job ID: 570-258455-1

Client Sample ID: Trip Blank

Lab Sample ID: 570-258455-2

Date Collected: 12/04/25 09:00

Matrix: Water

Date Received: 12/05/25 10:10

Method: SW846 8260B - Volatile Organic Compounds (GC/MS) (Continued)

| Analyte | Result | Qualifier | RL | MDL | Unit | D | Prepared | Analyzed | Dil Fac |
|------------------------------|-----------|-----------|----------|------|------|---|----------|----------------|---------|
| Vinyl chloride | ND | | 0.50 | 0.23 | ug/L | | | 12/09/25 02:30 | 1 |
| Surrogate | %Recovery | Qualifier | Limits | | | | Prepared | Analyzed | Dil Fac |
| 1,2-Dichloroethane-d4 (Surr) | 97 | | 64 - 132 | | | | | 12/09/25 02:30 | 1 |
| 4-Bromofluorobenzene (Surr) | 98 | | 76 - 120 | | | | | 12/09/25 02:30 | 1 |
| Dibromofluoromethane (Surr) | 95 | | 80 - 120 | | | | | 12/09/25 02:30 | 1 |
| Toluene-d8 (Surr) | 107 | | 80 - 120 | | | | | 12/09/25 02:30 | 1 |

Client Sample ID: MW27

Lab Sample ID: 570-258455-3

Date Collected: 12/04/25 11:30

Matrix: Water

Date Received: 12/05/25 10:10

Method: SW846 8260B - Volatile Organic Compounds (GC/MS)

| Analyte | Result | Qualifier | RL | MDL | Unit | D | Prepared | Analyzed | Dil Fac |
|---------------------------------------|--------|-----------|------|------|------|---|----------|----------------|---------|
| Benzene | ND | | 0.50 | 0.14 | ug/L | | | 12/09/25 03:44 | 1 |
| Toluene | ND | | 0.50 | 0.14 | ug/L | | | 12/09/25 03:44 | 1 |
| Ethylbenzene | ND | | 0.50 | 0.16 | ug/L | | | 12/09/25 03:44 | 1 |
| o-Xylene | ND | | 0.50 | 0.18 | ug/L | | | 12/09/25 03:44 | 1 |
| m,p-Xylene | ND | | 1.0 | 0.39 | ug/L | | | 12/09/25 03:44 | 1 |
| Xylenes, Total | ND | | 1.0 | 0.39 | ug/L | | | 12/09/25 03:44 | 1 |
| Methyl-t-Butyl Ether (MTBE) | ND | | 0.50 | 0.14 | ug/L | | | 12/09/25 03:44 | 1 |
| 1,1,1,2-Tetrachloroethane | ND | | 0.50 | 0.20 | ug/L | | | 12/09/25 03:44 | 1 |
| 1,1,1-Trichloroethane | ND | | 0.50 | 0.20 | ug/L | | | 12/09/25 03:44 | 1 |
| 1,1,2,2-Tetrachloroethane | ND | | 0.50 | 0.14 | ug/L | | | 12/09/25 03:44 | 1 |
| 1,1,2-Trichloroethane | ND | | 0.50 | 0.18 | ug/L | | | 12/09/25 03:44 | 1 |
| 1,1,2-Trichloro-1,2,2-trifluoroethane | ND | | 0.50 | 0.25 | ug/L | | | 12/09/25 03:44 | 1 |
| 1,1-Dichloroethane | ND | | 0.50 | 0.21 | ug/L | | | 12/09/25 03:44 | 1 |
| 1,1-Dichloroethene | ND | | 0.50 | 0.21 | ug/L | | | 12/09/25 03:44 | 1 |
| 1,1-Dichloropropene | ND | | 0.50 | 0.16 | ug/L | | | 12/09/25 03:44 | 1 |
| 1,2,3-Trichlorobenzene | ND | | 0.50 | 0.26 | ug/L | | | 12/09/25 03:44 | 1 |
| 1,2,3-Trichloropropane | ND | | 0.50 | 0.31 | ug/L | | | 12/09/25 03:44 | 1 |
| 1,2,4-Trichlorobenzene | ND | | 0.50 | 0.26 | ug/L | | | 12/09/25 03:44 | 1 |
| 1,2,4-Trimethylbenzene | ND | | 0.50 | 0.22 | ug/L | | | 12/09/25 03:44 | 1 |
| 1,3,5-Trimethylbenzene | ND | | 0.50 | 0.19 | ug/L | | | 12/09/25 03:44 | 1 |
| c-1,2-Dichloroethene | ND | | 0.50 | 0.16 | ug/L | | | 12/09/25 03:44 | 1 |
| 1,2-Dibromo-3-Chloropropane | ND | | 1.0 | 0.84 | ug/L | | | 12/09/25 03:44 | 1 |
| 1,2-Dichlorobenzene | ND | | 0.50 | 0.14 | ug/L | | | 12/09/25 03:44 | 1 |
| 1,2-Dichloroethane | ND | | 0.50 | 0.14 | ug/L | | | 12/09/25 03:44 | 1 |
| 1,2-Dichloropropane | ND | | 0.50 | 0.14 | ug/L | | | 12/09/25 03:44 | 1 |
| t-1,2-Dichloroethene | ND | | 0.50 | 0.22 | ug/L | | | 12/09/25 03:44 | 1 |
| c-1,3-Dichloropropene | ND | | 0.50 | 0.15 | ug/L | | | 12/09/25 03:44 | 1 |
| 1,3-Dichlorobenzene | ND | | 0.50 | 0.16 | ug/L | | | 12/09/25 03:44 | 1 |
| 1,3-Dichloropropane | ND | | 0.50 | 0.19 | ug/L | | | 12/09/25 03:44 | 1 |
| t-1,3-Dichloropropene | ND | | 0.50 | 0.21 | ug/L | | | 12/09/25 03:44 | 1 |
| 1,4-Dichlorobenzene | ND | | 0.50 | 0.11 | ug/L | | | 12/09/25 03:44 | 1 |
| 2,2-Dichloropropane | ND | | 0.50 | 0.26 | ug/L | | | 12/09/25 03:44 | 1 |
| 2-Chlorotoluene | ND | | 0.50 | 0.23 | ug/L | | | 12/09/25 03:44 | 1 |
| 4-Chlorotoluene | ND | | 0.50 | 0.24 | ug/L | | | 12/09/25 03:44 | 1 |
| 4-Methyl-2-pentanone | ND | | 5.0 | 1.6 | ug/L | | | 12/09/25 03:44 | 1 |
| Acetone | ND | | 8.0 | 3.6 | ug/L | | | 12/09/25 03:44 | 1 |

Eurofins Calscience

Client Sample Results

Client: Stantec Consulting Services Inc
 Project/Site: ExxonMobil Gladiola Station / 238000257

Job ID: 570-258455-1

Client Sample ID: MW27

Lab Sample ID: 570-258455-3

Date Collected: 12/04/25 11:30

Matrix: Water

Date Received: 12/05/25 10:10

Method: SW846 8260B - Volatile Organic Compounds (GC/MS) (Continued)

| Analyte | Result | Qualifier | RL | MDL | Unit | D | Prepared | Analyzed | Dil Fac |
|--------------------------|--------|-----------|------|------|------|---|----------|----------------|---------|
| Bromobenzene | ND | | 0.50 | 0.14 | ug/L | | | 12/09/25 03:44 | 1 |
| Bromochloromethane | ND | | 1.0 | 0.27 | ug/L | | | 12/09/25 03:44 | 1 |
| Bromoform | ND | | 0.50 | 0.28 | ug/L | | | 12/09/25 03:44 | 1 |
| Bromomethane | ND | | 2.0 | 1.9 | ug/L | | | 12/09/25 03:44 | 1 |
| Carbon disulfide | ND | | 1.0 | 0.32 | ug/L | | | 12/09/25 03:44 | 1 |
| Carbon tetrachloride | ND | | 0.50 | 0.27 | ug/L | | | 12/09/25 03:44 | 1 |
| Chlorobenzene | ND | | 0.50 | 0.12 | ug/L | | | 12/09/25 03:44 | 1 |
| Dibromochloromethane | ND | | 0.50 | 0.21 | ug/L | | | 12/09/25 03:44 | 1 |
| Chloroethane | ND | | 0.50 | 0.38 | ug/L | | | 12/09/25 03:44 | 1 |
| Chloroform | ND | | 0.50 | 0.25 | ug/L | | | 12/09/25 03:44 | 1 |
| Chloromethane | ND | | 1.0 | 0.65 | ug/L | | | 12/09/25 03:44 | 1 |
| Dibromomethane | ND | | 0.50 | 0.16 | ug/L | | | 12/09/25 03:44 | 1 |
| Bromodichloromethane | ND | | 0.50 | 0.15 | ug/L | | | 12/09/25 03:44 | 1 |
| Dichlorodifluoromethane | ND | | 1.0 | 0.51 | ug/L | | | 12/09/25 03:44 | 1 |
| 1,2-Dibromoethane | ND | | 0.50 | 0.27 | ug/L | | | 12/09/25 03:44 | 1 |
| Hexachloro-1,3-butadiene | ND | | 1.0 | 0.26 | ug/L | | | 12/09/25 03:44 | 1 |
| Isopropylbenzene | ND | | 0.50 | 0.21 | ug/L | | | 12/09/25 03:44 | 1 |
| 2-Butanone | ND | | 5.0 | 2.9 | ug/L | | | 12/09/25 03:44 | 1 |
| Methylene Chloride | ND | | 1.0 | 0.40 | ug/L | | | 12/09/25 03:44 | 1 |
| 2-Hexanone | ND | | 6.0 | 2.0 | ug/L | | | 12/09/25 03:44 | 1 |
| Naphthalene | ND | | 1.0 | 0.55 | ug/L | | | 12/09/25 03:44 | 1 |
| n-Butylbenzene | ND | | 0.50 | 0.24 | ug/L | | | 12/09/25 03:44 | 1 |
| N-Propylbenzene | ND | | 0.50 | 0.18 | ug/L | | | 12/09/25 03:44 | 1 |
| p-Isopropyltoluene | ND | | 0.50 | 0.20 | ug/L | | | 12/09/25 03:44 | 1 |
| sec-Butylbenzene | ND | | 0.50 | 0.20 | ug/L | | | 12/09/25 03:44 | 1 |
| Styrene | ND | | 0.50 | 0.27 | ug/L | | | 12/09/25 03:44 | 1 |
| tert-Butylbenzene | ND | | 0.50 | 0.21 | ug/L | | | 12/09/25 03:44 | 1 |
| Tetrachloroethene | ND | | 0.50 | 0.16 | ug/L | | | 12/09/25 03:44 | 1 |
| Trichloroethene | ND | | 0.50 | 0.15 | ug/L | | | 12/09/25 03:44 | 1 |
| Trichlorofluoromethane | ND | | 0.50 | 0.26 | ug/L | | | 12/09/25 03:44 | 1 |
| Vinyl chloride | ND | | 0.50 | 0.23 | ug/L | | | 12/09/25 03:44 | 1 |

| Surrogate | %Recovery | Qualifier | Limits | Prepared | Analyzed | Dil Fac |
|------------------------------|-----------|-----------|----------|----------|----------------|---------|
| 1,2-Dichloroethane-d4 (Surr) | 99 | | 64 - 132 | | 12/09/25 03:44 | 1 |
| 4-Bromofluorobenzene (Surr) | 101 | | 76 - 120 | | 12/09/25 03:44 | 1 |
| Dibromofluoromethane (Surr) | 97 | | 80 - 120 | | 12/09/25 03:44 | 1 |
| Toluene-d8 (Surr) | 106 | | 80 - 120 | | 12/09/25 03:44 | 1 |

Method: SW846 8270E - Semivolatile Organic Compounds (GC-MS/MS)

| Analyte | Result | Qualifier | RL | MDL | Unit | D | Prepared | Analyzed | Dil Fac |
|----------------------|--------|-----------|------|-------|------|---|----------------|----------------|---------|
| 1-Methylnaphthalene | ND | | 0.10 | 0.018 | ug/L | | 12/10/25 10:40 | 12/11/25 19:26 | 1 |
| 2-Methylnaphthalene | ND | | 0.10 | 0.014 | ug/L | | 12/10/25 10:40 | 12/11/25 19:26 | 1 |
| Acenaphthene | ND | | 0.10 | 0.015 | ug/L | | 12/10/25 10:40 | 12/11/25 19:26 | 1 |
| Acenaphthylene | ND | *+ | 0.10 | 0.015 | ug/L | | 12/10/25 10:40 | 12/11/25 19:26 | 1 |
| Anthracene | ND | | 0.10 | 0.016 | ug/L | | 12/10/25 10:40 | 12/11/25 19:26 | 1 |
| Benzo[g,h,i]perylene | ND | | 0.10 | 0.021 | ug/L | | 12/10/25 10:40 | 12/11/25 19:26 | 1 |
| Benzo[k]fluoranthene | ND | | 0.10 | 0.022 | ug/L | | 12/10/25 10:40 | 12/11/25 19:26 | 1 |
| Benzo[a]anthracene | ND | | 0.10 | 0.010 | ug/L | | 12/10/25 10:40 | 12/11/25 19:26 | 1 |
| Benzo[a]pyrene | ND | | 0.10 | 0.017 | ug/L | | 12/10/25 10:40 | 12/11/25 19:26 | 1 |
| Benzo[b]fluoranthene | ND | | 0.10 | 0.019 | ug/L | | 12/10/25 10:40 | 12/11/25 19:26 | 1 |

Eurofins Calscience

Client Sample Results

Client: Stantec Consulting Services Inc
 Project/Site: ExxonMobil Gladiola Station / 238000257

Job ID: 570-258455-1

Client Sample ID: MW27

Lab Sample ID: 570-258455-3

Date Collected: 12/04/25 11:30

Matrix: Water

Date Received: 12/05/25 10:10

Method: SW846 8270E - Semivolatile Organic Compounds (GC-MS/MS) (Continued)

| Analyte | Result | Qualifier | RL | MDL | Unit | D | Prepared | Analyzed | Dil Fac |
|-------------------------|------------------|------------------|---------------|-------|------|---|-----------------|-----------------|----------------|
| Chrysene | ND | | 0.10 | 0.038 | ug/L | | 12/10/25 10:40 | 12/11/25 19:26 | 1 |
| Dibenz(a,h)anthracene | ND | | 0.10 | 0.070 | ug/L | | 12/10/25 10:40 | 12/11/25 19:26 | 1 |
| Fluoranthene | ND | | 0.10 | 0.013 | ug/L | | 12/10/25 10:40 | 12/11/25 19:26 | 1 |
| Fluorene | ND | | 0.10 | 0.016 | ug/L | | 12/10/25 10:40 | 12/11/25 19:26 | 1 |
| Indeno[1,2,3-cd]pyrene | ND | | 0.10 | 0.020 | ug/L | | 12/10/25 10:40 | 12/11/25 19:26 | 1 |
| Naphthalene | ND | | 0.10 | 0.021 | ug/L | | 12/10/25 10:40 | 12/11/25 19:26 | 1 |
| Phenanthrene | ND | | 0.10 | 0.014 | ug/L | | 12/10/25 10:40 | 12/11/25 19:26 | 1 |
| Pyrene | ND | | 0.10 | 0.014 | ug/L | | 12/10/25 10:40 | 12/11/25 19:26 | 1 |
| Surrogate | %Recovery | Qualifier | Limits | | | | Prepared | Analyzed | Dil Fac |
| 2-Fluorobiphenyl (Surr) | 97 | | 31 - 169 | | | | 12/10/25 10:40 | 12/11/25 19:26 | 1 |
| Nitrobenzene-d5 (Surr) | 111 | | 37 - 188 | | | | 12/10/25 10:40 | 12/11/25 19:26 | 1 |
| p-Terphenyl-d14 (Surr) | 103 | | 17 - 155 | | | | 12/10/25 10:40 | 12/11/25 19:26 | 1 |

Method: EPA 300.0 - Anions, Ion Chromatography

| Analyte | Result | Qualifier | RL | MDL | Unit | D | Prepared | Analyzed | Dil Fac |
|----------|--------|-----------|------|-------|------|---|----------|----------------|---------|
| Fluoride | 1.6 | | 0.10 | 0.046 | mg/L | | | 12/13/25 12:03 | 1 |

Method: EPA 300.0 - Anions, Ion Chromatography - DL

| Analyte | Result | Qualifier | RL | MDL | Unit | D | Prepared | Analyzed | Dil Fac |
|----------|--------|-----------|----|-----|------|---|----------|----------------|---------|
| Chloride | 280 | | 10 | 3.6 | mg/L | | | 12/13/25 13:57 | 10 |

Method: EPA 200.8 - Metals (ICP/MS) - Total Recoverable

| Analyte | Result | Qualifier | RL | MDL | Unit | D | Prepared | Analyzed | Dil Fac |
|---------|--------|-----------|------|-------|------|---|----------------|----------------|---------|
| Uranium | 4.33 | | 1.00 | 0.207 | ug/L | | 12/23/25 10:45 | 12/23/25 14:39 | 1 |

Method: EPA 245.1 - Mercury (CVAA)

| Analyte | Result | Qualifier | RL | MDL | Unit | D | Prepared | Analyzed | Dil Fac |
|---------|--------|-----------|----------|----------|------|---|----------------|----------------|---------|
| Mercury | ND | | 0.000200 | 0.000124 | mg/L | | 12/09/25 09:15 | 12/09/25 13:14 | 1 |

Method: SW846 6010B - Metals (ICP) - Total Recoverable

| Analyte | Result | Qualifier | RL | MDL | Unit | D | Prepared | Analyzed | Dil Fac |
|-----------|--------|-----------|--------|----------|------|---|----------------|----------------|---------|
| Arsenic | 0.0136 | J | 0.100 | 0.00986 | mg/L | | 12/23/25 10:08 | 12/23/25 18:03 | 1 |
| Barium | 0.0497 | | 0.0100 | 0.00713 | mg/L | | 12/23/25 10:08 | 12/23/25 18:03 | 1 |
| Cadmium | ND | | 0.0100 | 0.000449 | mg/L | | 12/23/25 10:08 | 12/23/25 18:03 | 1 |
| Chromium | ND | | 0.0500 | 0.00814 | mg/L | | 12/23/25 10:08 | 12/23/25 18:03 | 1 |
| Lead | ND | | 0.0500 | 0.00447 | mg/L | | 12/23/25 10:08 | 12/23/25 18:03 | 1 |
| Selenium | ND | | 0.0500 | 0.0145 | mg/L | | 12/23/25 10:08 | 12/23/25 18:03 | 1 |
| Silver | ND | | 0.0100 | 0.00679 | mg/L | | 12/23/25 10:08 | 12/23/25 18:03 | 1 |
| Beryllium | ND | | 0.0100 | 0.00296 | mg/L | | 12/23/25 10:08 | 12/23/25 18:03 | 1 |
| Thallium | ND | | 0.0500 | 0.00670 | mg/L | | 12/23/25 10:08 | 12/23/25 18:03 | 1 |

Method: SW846 7470A - Mercury (CVAA) - TCLP

| Analyte | Result | Qualifier | RL | MDL | Unit | D | Prepared | Analyzed | Dil Fac |
|---------|----------|-----------|---------|----------|------|---|----------------|----------------|---------|
| Mercury | 0.000736 | J | 0.00250 | 0.000705 | mg/L | | 12/08/25 08:58 | 12/08/25 13:47 | 1 |

General Chemistry

| Analyte | Result | Qualifier | RL | MDL | Unit | D | Prepared | Analyzed | Dil Fac |
|-----------------------------------|--------|-----------|--------|---------|------|---|----------------|----------------|---------|
| Total Dissolved Solids (SM 2540C) | 976 | | 10.0 | 5.73 | mg/L | | | 12/10/25 17:11 | 1 |
| Cyanide, Total (SM 4500 CN E) | ND | | 0.0250 | 0.00930 | mg/L | | 12/06/25 13:08 | 12/06/25 15:09 | 1 |

Eurofins Calscience

Client Sample Results

Client: Stantec Consulting Services Inc
 Project/Site: ExxonMobil Gladiola Station / 238000257

Job ID: 570-258455-1

Client Sample ID: MW28

Lab Sample ID: 570-258455-4

Date Collected: 12/04/25 12:30

Matrix: Water

Date Received: 12/05/25 10:10

Method: SW846 8260B - Volatile Organic Compounds (GC/MS)

| Analyte | Result | Qualifier | RL | MDL | Unit | D | Prepared | Analyzed | Dil Fac |
|---------------------------------------|--------|-----------|------|------|------|---|----------|----------------|---------|
| Benzene | ND | | 0.50 | 0.14 | ug/L | | | 12/09/25 04:08 | 1 |
| Toluene | ND | | 0.50 | 0.14 | ug/L | | | 12/09/25 04:08 | 1 |
| Ethylbenzene | ND | | 0.50 | 0.16 | ug/L | | | 12/09/25 04:08 | 1 |
| o-Xylene | ND | | 0.50 | 0.18 | ug/L | | | 12/09/25 04:08 | 1 |
| m,p-Xylene | ND | | 1.0 | 0.39 | ug/L | | | 12/09/25 04:08 | 1 |
| Xylenes, Total | ND | | 1.0 | 0.39 | ug/L | | | 12/09/25 04:08 | 1 |
| Methyl-t-Butyl Ether (MTBE) | ND | | 0.50 | 0.14 | ug/L | | | 12/09/25 04:08 | 1 |
| 1,1,1,2-Tetrachloroethane | ND | | 0.50 | 0.20 | ug/L | | | 12/09/25 04:08 | 1 |
| 1,1,1-Trichloroethane | ND | | 0.50 | 0.20 | ug/L | | | 12/09/25 04:08 | 1 |
| 1,1,2,2-Tetrachloroethane | ND | | 0.50 | 0.14 | ug/L | | | 12/09/25 04:08 | 1 |
| 1,1,2-Trichloroethane | ND | | 0.50 | 0.18 | ug/L | | | 12/09/25 04:08 | 1 |
| 1,1,2-Trichloro-1,2,2-trifluoroethane | ND | | 0.50 | 0.25 | ug/L | | | 12/09/25 04:08 | 1 |
| 1,1-Dichloroethane | ND | | 0.50 | 0.21 | ug/L | | | 12/09/25 04:08 | 1 |
| 1,1-Dichloroethene | ND | | 0.50 | 0.21 | ug/L | | | 12/09/25 04:08 | 1 |
| 1,1-Dichloropropene | ND | | 0.50 | 0.16 | ug/L | | | 12/09/25 04:08 | 1 |
| 1,2,3-Trichlorobenzene | ND | | 0.50 | 0.26 | ug/L | | | 12/09/25 04:08 | 1 |
| 1,2,3-Trichloropropane | ND | | 0.50 | 0.31 | ug/L | | | 12/09/25 04:08 | 1 |
| 1,2,4-Trichlorobenzene | ND | | 0.50 | 0.26 | ug/L | | | 12/09/25 04:08 | 1 |
| 1,2,4-Trimethylbenzene | ND | | 0.50 | 0.22 | ug/L | | | 12/09/25 04:08 | 1 |
| 1,3,5-Trimethylbenzene | ND | | 0.50 | 0.19 | ug/L | | | 12/09/25 04:08 | 1 |
| c-1,2-Dichloroethene | ND | | 0.50 | 0.16 | ug/L | | | 12/09/25 04:08 | 1 |
| 1,2-Dibromo-3-Chloropropane | ND | | 1.0 | 0.84 | ug/L | | | 12/09/25 04:08 | 1 |
| 1,2-Dichlorobenzene | ND | | 0.50 | 0.14 | ug/L | | | 12/09/25 04:08 | 1 |
| 1,2-Dichloroethane | ND | | 0.50 | 0.14 | ug/L | | | 12/09/25 04:08 | 1 |
| 1,2-Dichloropropane | ND | | 0.50 | 0.14 | ug/L | | | 12/09/25 04:08 | 1 |
| t-1,2-Dichloroethene | ND | | 0.50 | 0.22 | ug/L | | | 12/09/25 04:08 | 1 |
| c-1,3-Dichloropropene | ND | | 0.50 | 0.15 | ug/L | | | 12/09/25 04:08 | 1 |
| 1,3-Dichlorobenzene | ND | | 0.50 | 0.16 | ug/L | | | 12/09/25 04:08 | 1 |
| 1,3-Dichloropropane | ND | | 0.50 | 0.19 | ug/L | | | 12/09/25 04:08 | 1 |
| t-1,3-Dichloropropene | ND | | 0.50 | 0.21 | ug/L | | | 12/09/25 04:08 | 1 |
| 1,4-Dichlorobenzene | ND | | 0.50 | 0.11 | ug/L | | | 12/09/25 04:08 | 1 |
| 2,2-Dichloropropane | ND | | 0.50 | 0.26 | ug/L | | | 12/09/25 04:08 | 1 |
| 2-Chlorotoluene | ND | | 0.50 | 0.23 | ug/L | | | 12/09/25 04:08 | 1 |
| 4-Chlorotoluene | ND | | 0.50 | 0.24 | ug/L | | | 12/09/25 04:08 | 1 |
| 4-Methyl-2-pentanone | ND | | 5.0 | 1.6 | ug/L | | | 12/09/25 04:08 | 1 |
| Acetone | ND | | 8.0 | 3.6 | ug/L | | | 12/09/25 04:08 | 1 |
| Bromobenzene | ND | | 0.50 | 0.14 | ug/L | | | 12/09/25 04:08 | 1 |
| Bromochloromethane | ND | | 1.0 | 0.27 | ug/L | | | 12/09/25 04:08 | 1 |
| Bromoform | ND | | 0.50 | 0.28 | ug/L | | | 12/09/25 04:08 | 1 |
| Bromomethane | ND | | 2.0 | 1.9 | ug/L | | | 12/09/25 04:08 | 1 |
| Carbon disulfide | ND | | 1.0 | 0.32 | ug/L | | | 12/09/25 04:08 | 1 |
| Carbon tetrachloride | ND | | 0.50 | 0.27 | ug/L | | | 12/09/25 04:08 | 1 |
| Chlorobenzene | ND | | 0.50 | 0.12 | ug/L | | | 12/09/25 04:08 | 1 |
| Dibromochloromethane | ND | | 0.50 | 0.21 | ug/L | | | 12/09/25 04:08 | 1 |
| Chloroethane | ND | | 0.50 | 0.38 | ug/L | | | 12/09/25 04:08 | 1 |
| Chloroform | ND | | 0.50 | 0.25 | ug/L | | | 12/09/25 04:08 | 1 |
| Chloromethane | ND | | 1.0 | 0.65 | ug/L | | | 12/09/25 04:08 | 1 |
| Dibromomethane | ND | | 0.50 | 0.16 | ug/L | | | 12/09/25 04:08 | 1 |
| Bromodichloromethane | ND | | 0.50 | 0.15 | ug/L | | | 12/09/25 04:08 | 1 |

Eurofins Calscience

Client Sample Results

Client: Stantec Consulting Services Inc
 Project/Site: ExxonMobil Gladiola Station / 238000257

Job ID: 570-258455-1

Client Sample ID: MW28

Lab Sample ID: 570-258455-4

Date Collected: 12/04/25 12:30

Matrix: Water

Date Received: 12/05/25 10:10

Method: SW846 8260B - Volatile Organic Compounds (GC/MS) (Continued)

| Analyte | Result | Qualifier | RL | MDL | Unit | D | Prepared | Analyzed | Dil Fac |
|------------------------------|-----------|-----------|----------|------|------|---|----------|----------------|---------|
| Dichlorodifluoromethane | ND | | 1.0 | 0.51 | ug/L | | | 12/09/25 04:08 | 1 |
| 1,2-Dibromoethane | ND | | 0.50 | 0.27 | ug/L | | | 12/09/25 04:08 | 1 |
| Hexachloro-1,3-butadiene | ND | | 1.0 | 0.26 | ug/L | | | 12/09/25 04:08 | 1 |
| Isopropylbenzene | ND | | 0.50 | 0.21 | ug/L | | | 12/09/25 04:08 | 1 |
| 2-Butanone | ND | | 5.0 | 2.9 | ug/L | | | 12/09/25 04:08 | 1 |
| Methylene Chloride | ND | | 1.0 | 0.40 | ug/L | | | 12/09/25 04:08 | 1 |
| 2-Hexanone | ND | | 6.0 | 2.0 | ug/L | | | 12/09/25 04:08 | 1 |
| Naphthalene | ND | | 1.0 | 0.55 | ug/L | | | 12/09/25 04:08 | 1 |
| n-Butylbenzene | ND | | 0.50 | 0.24 | ug/L | | | 12/09/25 04:08 | 1 |
| N-Propylbenzene | ND | | 0.50 | 0.18 | ug/L | | | 12/09/25 04:08 | 1 |
| p-Isopropyltoluene | ND | | 0.50 | 0.20 | ug/L | | | 12/09/25 04:08 | 1 |
| sec-Butylbenzene | ND | | 0.50 | 0.20 | ug/L | | | 12/09/25 04:08 | 1 |
| Styrene | ND | | 0.50 | 0.27 | ug/L | | | 12/09/25 04:08 | 1 |
| tert-Butylbenzene | ND | | 0.50 | 0.21 | ug/L | | | 12/09/25 04:08 | 1 |
| Tetrachloroethene | ND | | 0.50 | 0.16 | ug/L | | | 12/09/25 04:08 | 1 |
| Trichloroethene | ND | | 0.50 | 0.15 | ug/L | | | 12/09/25 04:08 | 1 |
| Trichlorofluoromethane | ND | | 0.50 | 0.26 | ug/L | | | 12/09/25 04:08 | 1 |
| Vinyl chloride | ND | | 0.50 | 0.23 | ug/L | | | 12/09/25 04:08 | 1 |
| Surrogate | %Recovery | Qualifier | Limits | | | | Prepared | Analyzed | Dil Fac |
| 1,2-Dichloroethane-d4 (Surr) | 98 | | 64 - 132 | | | | | 12/09/25 04:08 | 1 |
| 4-Bromofluorobenzene (Surr) | 99 | | 76 - 120 | | | | | 12/09/25 04:08 | 1 |
| Dibromofluoromethane (Surr) | 94 | | 80 - 120 | | | | | 12/09/25 04:08 | 1 |
| Toluene-d8 (Surr) | 104 | | 80 - 120 | | | | | 12/09/25 04:08 | 1 |

Method: SW846 8270E - Semivolatile Organic Compounds (GC-MS/MS)

| Analyte | Result | Qualifier | RL | MDL | Unit | D | Prepared | Analyzed | Dil Fac |
|-------------------------|-----------|-----------|----------|-------|------|---|----------------|----------------|---------|
| 1-Methylnaphthalene | ND | | 0.10 | 0.018 | ug/L | | 12/10/25 10:40 | 12/11/25 19:51 | 1 |
| 2-Methylnaphthalene | ND | | 0.10 | 0.014 | ug/L | | 12/10/25 10:40 | 12/11/25 19:51 | 1 |
| Acenaphthene | ND | | 0.10 | 0.015 | ug/L | | 12/10/25 10:40 | 12/11/25 19:51 | 1 |
| Acenaphthylene | ND | + | 0.10 | 0.015 | ug/L | | 12/10/25 10:40 | 12/11/25 19:51 | 1 |
| Anthracene | ND | | 0.10 | 0.016 | ug/L | | 12/10/25 10:40 | 12/11/25 19:51 | 1 |
| Benzo[g,h,i]perylene | ND | | 0.10 | 0.021 | ug/L | | 12/10/25 10:40 | 12/11/25 19:51 | 1 |
| Benzo[k]fluoranthene | ND | | 0.10 | 0.022 | ug/L | | 12/10/25 10:40 | 12/11/25 19:51 | 1 |
| Benzo[a]anthracene | ND | | 0.10 | 0.010 | ug/L | | 12/10/25 10:40 | 12/11/25 19:51 | 1 |
| Benzo[a]pyrene | ND | | 0.10 | 0.017 | ug/L | | 12/10/25 10:40 | 12/11/25 19:51 | 1 |
| Benzo[b]fluoranthene | ND | | 0.10 | 0.019 | ug/L | | 12/10/25 10:40 | 12/11/25 19:51 | 1 |
| Chrysene | ND | | 0.10 | 0.037 | ug/L | | 12/10/25 10:40 | 12/11/25 19:51 | 1 |
| Dibenz(a,h)anthracene | ND | | 0.10 | 0.069 | ug/L | | 12/10/25 10:40 | 12/11/25 19:51 | 1 |
| Fluoranthene | ND | | 0.10 | 0.012 | ug/L | | 12/10/25 10:40 | 12/11/25 19:51 | 1 |
| Fluorene | ND | | 0.10 | 0.016 | ug/L | | 12/10/25 10:40 | 12/11/25 19:51 | 1 |
| Indeno[1,2,3-cd]pyrene | ND | | 0.10 | 0.020 | ug/L | | 12/10/25 10:40 | 12/11/25 19:51 | 1 |
| Naphthalene | ND | | 0.10 | 0.021 | ug/L | | 12/10/25 10:40 | 12/11/25 19:51 | 1 |
| Phenanthrene | ND | | 0.10 | 0.014 | ug/L | | 12/10/25 10:40 | 12/11/25 19:51 | 1 |
| Pyrene | ND | | 0.10 | 0.014 | ug/L | | 12/10/25 10:40 | 12/11/25 19:51 | 1 |
| Surrogate | %Recovery | Qualifier | Limits | | | | Prepared | Analyzed | Dil Fac |
| 2-Fluorobiphenyl (Surr) | 113 | | 31 - 169 | | | | 12/10/25 10:40 | 12/11/25 19:51 | 1 |
| Nitrobenzene-d5 (Surr) | 132 | | 37 - 188 | | | | 12/10/25 10:40 | 12/11/25 19:51 | 1 |
| p-Terphenyl-d14 (Surr) | 114 | | 17 - 155 | | | | 12/10/25 10:40 | 12/11/25 19:51 | 1 |

Eurofins Calscience

Client Sample Results

Client: Stantec Consulting Services Inc
 Project/Site: ExxonMobil Gladiola Station / 238000257

Job ID: 570-258455-1

Client Sample ID: MW28

Lab Sample ID: 570-258455-4

Date Collected: 12/04/25 12:30

Matrix: Water

Date Received: 12/05/25 10:10

Method: EPA 300.0 - Anions, Ion Chromatography

| Analyte | Result | Qualifier | RL | MDL | Unit | D | Prepared | Analyzed | Dil Fac |
|----------|--------|-----------|------|-------|------|---|----------|----------------|---------|
| Fluoride | 1.8 | | 0.10 | 0.046 | mg/L | | | 12/13/25 12:19 | 1 |

Method: EPA 300.0 - Anions, Ion Chromatography - DL

| Analyte | Result | Qualifier | RL | MDL | Unit | D | Prepared | Analyzed | Dil Fac |
|----------|--------|-----------|----|-----|------|---|----------|----------------|---------|
| Chloride | 170 | | 10 | 3.6 | mg/L | | | 12/13/25 14:14 | 10 |

Method: EPA 200.8 - Metals (ICP/MS) - Total Recoverable

| Analyte | Result | Qualifier | RL | MDL | Unit | D | Prepared | Analyzed | Dil Fac |
|---------|--------|-----------|------|-------|------|---|----------------|----------------|---------|
| Uranium | 5.21 | | 1.00 | 0.207 | ug/L | | 12/23/25 10:45 | 12/23/25 14:36 | 1 |

Method: EPA 245.1 - Mercury (CVAA)

| Analyte | Result | Qualifier | RL | MDL | Unit | D | Prepared | Analyzed | Dil Fac |
|---------|--------|-----------|----------|----------|------|---|----------------|----------------|---------|
| Mercury | ND | | 0.000200 | 0.000124 | mg/L | | 12/09/25 09:15 | 12/09/25 13:16 | 1 |

Method: SW846 6010B - Metals (ICP) - Total Recoverable

| Analyte | Result | Qualifier | RL | MDL | Unit | D | Prepared | Analyzed | Dil Fac |
|-----------|---------|-----------|--------|----------|------|---|----------------|----------------|---------|
| Arsenic | ND | | 0.100 | 0.00986 | mg/L | | 12/23/25 10:08 | 12/23/25 18:00 | 1 |
| Barium | 0.0415 | | 0.0100 | 0.00713 | mg/L | | 12/23/25 10:08 | 12/23/25 18:00 | 1 |
| Cadmium | ND | | 0.0100 | 0.000449 | mg/L | | 12/23/25 10:08 | 12/23/25 18:00 | 1 |
| Chromium | ND | | 0.0500 | 0.00814 | mg/L | | 12/23/25 10:08 | 12/23/25 18:00 | 1 |
| Lead | 0.00450 | J | 0.0500 | 0.00447 | mg/L | | 12/23/25 10:08 | 12/23/25 18:00 | 1 |
| Selenium | ND | | 0.0500 | 0.0145 | mg/L | | 12/23/25 10:08 | 12/23/25 18:00 | 1 |
| Silver | ND | | 0.0100 | 0.00679 | mg/L | | 12/23/25 10:08 | 12/23/25 18:00 | 1 |
| Beryllium | ND | | 0.0100 | 0.00296 | mg/L | | 12/23/25 10:08 | 12/23/25 18:00 | 1 |
| Thallium | ND | | 0.0500 | 0.00670 | mg/L | | 12/23/25 10:08 | 12/23/25 18:00 | 1 |

Method: SW846 7470A - Mercury (CVAA) - TCLP

| Analyte | Result | Qualifier | RL | MDL | Unit | D | Prepared | Analyzed | Dil Fac |
|---------|--------|-----------|---------|----------|------|---|----------------|----------------|---------|
| Mercury | ND | | 0.00250 | 0.000705 | mg/L | | 12/08/25 08:58 | 12/08/25 13:49 | 1 |

General Chemistry

| Analyte | Result | Qualifier | RL | MDL | Unit | D | Prepared | Analyzed | Dil Fac |
|-----------------------------------|--------|-----------|--------|---------|------|---|----------------|----------------|---------|
| Total Dissolved Solids (SM 2540C) | 1100 | | 10.0 | 5.73 | mg/L | | | 12/10/25 17:11 | 1 |
| Cyanide, Total (SM 4500 CN E) | ND | | 0.0250 | 0.00930 | mg/L | | 12/06/25 13:08 | 12/06/25 15:09 | 1 |

Client Sample ID: MW29

Lab Sample ID: 570-258455-5

Date Collected: 12/03/25 14:45

Matrix: Water

Date Received: 12/05/25 10:10

Method: SW846 8260B - Volatile Organic Compounds (GC/MS)

| Analyte | Result | Qualifier | RL | MDL | Unit | D | Prepared | Analyzed | Dil Fac |
|-----------------------------|--------|-----------|------|------|------|---|----------|----------------|---------|
| Benzene | ND | | 0.50 | 0.14 | ug/L | | | 12/09/25 04:33 | 1 |
| Toluene | ND | | 0.50 | 0.14 | ug/L | | | 12/09/25 04:33 | 1 |
| Ethylbenzene | ND | | 0.50 | 0.16 | ug/L | | | 12/09/25 04:33 | 1 |
| o-Xylene | ND | | 0.50 | 0.18 | ug/L | | | 12/09/25 04:33 | 1 |
| m,p-Xylene | ND | | 1.0 | 0.39 | ug/L | | | 12/09/25 04:33 | 1 |
| Xylenes, Total | ND | | 1.0 | 0.39 | ug/L | | | 12/09/25 04:33 | 1 |
| Methyl-t-Butyl Ether (MTBE) | ND | | 0.50 | 0.14 | ug/L | | | 12/09/25 04:33 | 1 |
| 1,1,1,2-Tetrachloroethane | ND | | 0.50 | 0.20 | ug/L | | | 12/09/25 04:33 | 1 |
| 1,1,1-Trichloroethane | ND | | 0.50 | 0.20 | ug/L | | | 12/09/25 04:33 | 1 |
| 1,1,2,2-Tetrachloroethane | ND | | 0.50 | 0.14 | ug/L | | | 12/09/25 04:33 | 1 |

Eurofins Calscience

Client Sample Results

Client: Stantec Consulting Services Inc
 Project/Site: ExxonMobil Gladiola Station / 238000257

Job ID: 570-258455-1

Client Sample ID: MW29

Lab Sample ID: 570-258455-5

Date Collected: 12/03/25 14:45

Matrix: Water

Date Received: 12/05/25 10:10

Method: SW846 8260B - Volatile Organic Compounds (GC/MS) (Continued)

| Analyte | Result | Qualifier | RL | MDL | Unit | D | Prepared | Analyzed | Dil Fac |
|---------------------------------------|--------|-----------|------|------|------|---|----------|----------------|---------|
| 1,1,2-Trichloroethane | ND | | 0.50 | 0.18 | ug/L | | | 12/09/25 04:33 | 1 |
| 1,1,2-Trichloro-1,2,2-trifluoroethane | ND | | 0.50 | 0.25 | ug/L | | | 12/09/25 04:33 | 1 |
| 1,1-Dichloroethane | ND | | 0.50 | 0.21 | ug/L | | | 12/09/25 04:33 | 1 |
| 1,1-Dichloroethene | ND | | 0.50 | 0.21 | ug/L | | | 12/09/25 04:33 | 1 |
| 1,1-Dichloropropene | ND | | 0.50 | 0.16 | ug/L | | | 12/09/25 04:33 | 1 |
| 1,2,3-Trichlorobenzene | ND | | 0.50 | 0.26 | ug/L | | | 12/09/25 04:33 | 1 |
| 1,2,3-Trichloropropane | ND | | 0.50 | 0.31 | ug/L | | | 12/09/25 04:33 | 1 |
| 1,2,4-Trichlorobenzene | ND | | 0.50 | 0.26 | ug/L | | | 12/09/25 04:33 | 1 |
| 1,2,4-Trimethylbenzene | ND | | 0.50 | 0.22 | ug/L | | | 12/09/25 04:33 | 1 |
| 1,3,5-Trimethylbenzene | ND | | 0.50 | 0.19 | ug/L | | | 12/09/25 04:33 | 1 |
| c-1,2-Dichloroethene | ND | | 0.50 | 0.16 | ug/L | | | 12/09/25 04:33 | 1 |
| 1,2-Dibromo-3-Chloropropane | ND | | 1.0 | 0.84 | ug/L | | | 12/09/25 04:33 | 1 |
| 1,2-Dichlorobenzene | ND | | 0.50 | 0.14 | ug/L | | | 12/09/25 04:33 | 1 |
| 1,2-Dichloroethane | ND | | 0.50 | 0.14 | ug/L | | | 12/09/25 04:33 | 1 |
| 1,2-Dichloropropane | ND | | 0.50 | 0.14 | ug/L | | | 12/09/25 04:33 | 1 |
| t-1,2-Dichloroethene | ND | | 0.50 | 0.22 | ug/L | | | 12/09/25 04:33 | 1 |
| c-1,3-Dichloropropene | ND | | 0.50 | 0.15 | ug/L | | | 12/09/25 04:33 | 1 |
| 1,3-Dichlorobenzene | ND | | 0.50 | 0.16 | ug/L | | | 12/09/25 04:33 | 1 |
| 1,3-Dichloropropane | ND | | 0.50 | 0.19 | ug/L | | | 12/09/25 04:33 | 1 |
| t-1,3-Dichloropropene | ND | | 0.50 | 0.21 | ug/L | | | 12/09/25 04:33 | 1 |
| 1,4-Dichlorobenzene | ND | | 0.50 | 0.11 | ug/L | | | 12/09/25 04:33 | 1 |
| 2,2-Dichloropropane | ND | | 0.50 | 0.26 | ug/L | | | 12/09/25 04:33 | 1 |
| 2-Chlorotoluene | ND | | 0.50 | 0.23 | ug/L | | | 12/09/25 04:33 | 1 |
| 4-Chlorotoluene | ND | | 0.50 | 0.24 | ug/L | | | 12/09/25 04:33 | 1 |
| 4-Methyl-2-pentanone | ND | | 5.0 | 1.6 | ug/L | | | 12/09/25 04:33 | 1 |
| Acetone | ND | | 8.0 | 3.6 | ug/L | | | 12/09/25 04:33 | 1 |
| Bromobenzene | ND | | 0.50 | 0.14 | ug/L | | | 12/09/25 04:33 | 1 |
| Bromochloromethane | ND | | 1.0 | 0.27 | ug/L | | | 12/09/25 04:33 | 1 |
| Bromoform | ND | | 0.50 | 0.28 | ug/L | | | 12/09/25 04:33 | 1 |
| Bromomethane | ND | | 2.0 | 1.9 | ug/L | | | 12/09/25 04:33 | 1 |
| Carbon disulfide | ND | | 1.0 | 0.32 | ug/L | | | 12/09/25 04:33 | 1 |
| Carbon tetrachloride | ND | | 0.50 | 0.27 | ug/L | | | 12/09/25 04:33 | 1 |
| Chlorobenzene | ND | | 0.50 | 0.12 | ug/L | | | 12/09/25 04:33 | 1 |
| Dibromochloromethane | ND | | 0.50 | 0.21 | ug/L | | | 12/09/25 04:33 | 1 |
| Chloroethane | ND | | 0.50 | 0.38 | ug/L | | | 12/09/25 04:33 | 1 |
| Chloroform | ND | | 0.50 | 0.25 | ug/L | | | 12/09/25 04:33 | 1 |
| Chloromethane | ND | | 1.0 | 0.65 | ug/L | | | 12/09/25 04:33 | 1 |
| Dibromomethane | ND | | 0.50 | 0.16 | ug/L | | | 12/09/25 04:33 | 1 |
| Bromodichloromethane | ND | | 0.50 | 0.15 | ug/L | | | 12/09/25 04:33 | 1 |
| Dichlorodifluoromethane | ND | | 1.0 | 0.51 | ug/L | | | 12/09/25 04:33 | 1 |
| 1,2-Dibromoethane | ND | | 0.50 | 0.27 | ug/L | | | 12/09/25 04:33 | 1 |
| Hexachloro-1,3-butadiene | ND | | 1.0 | 0.26 | ug/L | | | 12/09/25 04:33 | 1 |
| Isopropylbenzene | ND | | 0.50 | 0.21 | ug/L | | | 12/09/25 04:33 | 1 |
| 2-Butanone | ND | | 5.0 | 2.9 | ug/L | | | 12/09/25 04:33 | 1 |
| Methylene Chloride | ND | | 1.0 | 0.40 | ug/L | | | 12/09/25 04:33 | 1 |
| 2-Hexanone | ND | | 6.0 | 2.0 | ug/L | | | 12/09/25 04:33 | 1 |
| Naphthalene | ND | | 1.0 | 0.55 | ug/L | | | 12/09/25 04:33 | 1 |
| n-Butylbenzene | ND | | 0.50 | 0.24 | ug/L | | | 12/09/25 04:33 | 1 |
| N-Propylbenzene | ND | | 0.50 | 0.18 | ug/L | | | 12/09/25 04:33 | 1 |

Eurofins Calscience

Client Sample Results

Client: Stantec Consulting Services Inc
 Project/Site: ExxonMobil Gladiola Station / 238000257

Job ID: 570-258455-1

Client Sample ID: MW29

Lab Sample ID: 570-258455-5

Date Collected: 12/03/25 14:45

Matrix: Water

Date Received: 12/05/25 10:10

Method: SW846 8260B - Volatile Organic Compounds (GC/MS) (Continued)

| Analyte | Result | Qualifier | RL | MDL | Unit | D | Prepared | Analyzed | Dil Fac |
|------------------------|--------|-----------|------|------|------|---|----------|----------------|---------|
| p-Isopropyltoluene | ND | | 0.50 | 0.20 | ug/L | | | 12/09/25 04:33 | 1 |
| sec-Butylbenzene | ND | | 0.50 | 0.20 | ug/L | | | 12/09/25 04:33 | 1 |
| Styrene | ND | | 0.50 | 0.27 | ug/L | | | 12/09/25 04:33 | 1 |
| tert-Butylbenzene | ND | | 0.50 | 0.21 | ug/L | | | 12/09/25 04:33 | 1 |
| Tetrachloroethene | ND | | 0.50 | 0.16 | ug/L | | | 12/09/25 04:33 | 1 |
| Trichloroethene | ND | | 0.50 | 0.15 | ug/L | | | 12/09/25 04:33 | 1 |
| Trichlorofluoromethane | ND | | 0.50 | 0.26 | ug/L | | | 12/09/25 04:33 | 1 |
| Vinyl chloride | ND | | 0.50 | 0.23 | ug/L | | | 12/09/25 04:33 | 1 |

| Surrogate | %Recovery | Qualifier | Limits | Prepared | Analyzed | Dil Fac |
|------------------------------|-----------|-----------|----------|----------|----------------|---------|
| 1,2-Dichloroethane-d4 (Surr) | 94 | | 64 - 132 | | 12/09/25 04:33 | 1 |
| 4-Bromofluorobenzene (Surr) | 96 | | 76 - 120 | | 12/09/25 04:33 | 1 |
| Dibromofluoromethane (Surr) | 94 | | 80 - 120 | | 12/09/25 04:33 | 1 |
| Toluene-d8 (Surr) | 107 | | 80 - 120 | | 12/09/25 04:33 | 1 |

Method: SW846 8270E - Semivolatile Organic Compounds (GC-MS/MS)

| Analyte | Result | Qualifier | RL | MDL | Unit | D | Prepared | Analyzed | Dil Fac |
|------------------------|--------|-----------|------|-------|------|---|----------------|----------------|---------|
| 1-Methylnaphthalene | ND | | 0.10 | 0.018 | ug/L | | 12/10/25 10:40 | 12/11/25 20:15 | 1 |
| 2-Methylnaphthalene | ND | | 0.10 | 0.014 | ug/L | | 12/10/25 10:40 | 12/11/25 20:15 | 1 |
| Acenaphthene | ND | | 0.10 | 0.015 | ug/L | | 12/10/25 10:40 | 12/11/25 20:15 | 1 |
| Acenaphthylene | ND | *+ | 0.10 | 0.015 | ug/L | | 12/10/25 10:40 | 12/11/25 20:15 | 1 |
| Anthracene | ND | | 0.10 | 0.016 | ug/L | | 12/10/25 10:40 | 12/11/25 20:15 | 1 |
| Benzo[g,h,i]perylene | ND | | 0.10 | 0.021 | ug/L | | 12/10/25 10:40 | 12/11/25 20:15 | 1 |
| Benzo[k]fluoranthene | ND | | 0.10 | 0.022 | ug/L | | 12/10/25 10:40 | 12/11/25 20:15 | 1 |
| Benzo[a]anthracene | ND | | 0.10 | 0.010 | ug/L | | 12/10/25 10:40 | 12/11/25 20:15 | 1 |
| Benzo[a]pyrene | ND | | 0.10 | 0.017 | ug/L | | 12/10/25 10:40 | 12/11/25 20:15 | 1 |
| Benzo[b]fluoranthene | ND | | 0.10 | 0.019 | ug/L | | 12/10/25 10:40 | 12/11/25 20:15 | 1 |
| Chrysene | ND | | 0.10 | 0.038 | ug/L | | 12/10/25 10:40 | 12/11/25 20:15 | 1 |
| Dibenz(a,h)anthracene | ND | | 0.10 | 0.070 | ug/L | | 12/10/25 10:40 | 12/11/25 20:15 | 1 |
| Fluoranthene | ND | | 0.10 | 0.013 | ug/L | | 12/10/25 10:40 | 12/11/25 20:15 | 1 |
| Fluorene | ND | | 0.10 | 0.016 | ug/L | | 12/10/25 10:40 | 12/11/25 20:15 | 1 |
| Indeno[1,2,3-cd]pyrene | ND | | 0.10 | 0.020 | ug/L | | 12/10/25 10:40 | 12/11/25 20:15 | 1 |
| Naphthalene | ND | | 0.10 | 0.021 | ug/L | | 12/10/25 10:40 | 12/11/25 20:15 | 1 |
| Phenanthrene | ND | | 0.10 | 0.014 | ug/L | | 12/10/25 10:40 | 12/11/25 20:15 | 1 |
| Pyrene | ND | | 0.10 | 0.015 | ug/L | | 12/10/25 10:40 | 12/11/25 20:15 | 1 |

| Surrogate | %Recovery | Qualifier | Limits | Prepared | Analyzed | Dil Fac |
|-------------------------|-----------|-----------|----------|----------------|----------------|---------|
| 2-Fluorobiphenyl (Surr) | 103 | | 31 - 169 | 12/10/25 10:40 | 12/11/25 20:15 | 1 |
| Nitrobenzene-d5 (Surr) | 126 | | 37 - 188 | 12/10/25 10:40 | 12/11/25 20:15 | 1 |
| p-Terphenyl-d14 (Surr) | 121 | | 17 - 155 | 12/10/25 10:40 | 12/11/25 20:15 | 1 |

Method: EPA 300.0 - Anions, Ion Chromatography

| Analyte | Result | Qualifier | RL | MDL | Unit | D | Prepared | Analyzed | Dil Fac |
|----------|--------|-----------|------|-------|------|---|----------|----------------|---------|
| Fluoride | 4.0 | | 0.10 | 0.046 | mg/L | | | 12/13/25 09:23 | 1 |

Method: EPA 300.0 - Anions, Ion Chromatography - DL

| Analyte | Result | Qualifier | RL | MDL | Unit | D | Prepared | Analyzed | Dil Fac |
|----------|--------|-----------|----|-----|------|---|----------|----------------|---------|
| Chloride | 150 | | 10 | 3.6 | mg/L | | | 12/13/25 12:52 | 10 |

Eurofins Calscience

Client Sample Results

Client: Stantec Consulting Services Inc
 Project/Site: ExxonMobil Gladiola Station / 238000257

Job ID: 570-258455-1

Client Sample ID: MW29

Lab Sample ID: 570-258455-5

Date Collected: 12/03/25 14:45

Matrix: Water

Date Received: 12/05/25 10:10

Method: EPA 200.8 - Metals (ICP/MS) - Total Recoverable

| Analyte | Result | Qualifier | RL | MDL | Unit | D | Prepared | Analyzed | Dil Fac |
|---------|--------|-----------|------|-------|------|---|----------------|----------------|---------|
| Uranium | 4.90 | | 1.00 | 0.207 | ug/L | | 12/23/25 10:45 | 12/23/25 14:47 | 1 |

Method: EPA 245.1 - Mercury (CVAA)

| Analyte | Result | Qualifier | RL | MDL | Unit | D | Prepared | Analyzed | Dil Fac |
|---------|--------|-----------|----------|----------|------|---|----------------|----------------|---------|
| Mercury | ND | | 0.000200 | 0.000124 | mg/L | | 12/09/25 09:15 | 12/09/25 13:17 | 1 |

Method: SW846 6010B - Metals (ICP) - Total Recoverable

| Analyte | Result | Qualifier | RL | MDL | Unit | D | Prepared | Analyzed | Dil Fac |
|-----------|--------|-----------|--------|----------|------|---|----------------|----------------|---------|
| Arsenic | ND | | 0.100 | 0.00986 | mg/L | | 12/23/25 10:08 | 12/23/25 18:16 | 1 |
| Barium | 0.0389 | | 0.0100 | 0.00713 | mg/L | | 12/23/25 10:08 | 12/23/25 18:16 | 1 |
| Cadmium | ND | | 0.0100 | 0.000449 | mg/L | | 12/23/25 10:08 | 12/23/25 18:16 | 1 |
| Chromium | ND | | 0.0500 | 0.00814 | mg/L | | 12/23/25 10:08 | 12/23/25 18:16 | 1 |
| Lead | ND | | 0.0500 | 0.00447 | mg/L | | 12/23/25 10:08 | 12/23/25 18:16 | 1 |
| Selenium | ND | | 0.0500 | 0.0145 | mg/L | | 12/23/25 10:08 | 12/23/25 18:16 | 1 |
| Silver | ND | | 0.0100 | 0.00679 | mg/L | | 12/23/25 10:08 | 12/23/25 18:16 | 1 |
| Beryllium | ND | | 0.0100 | 0.00296 | mg/L | | 12/23/25 10:08 | 12/23/25 18:16 | 1 |
| Thallium | ND | | 0.0500 | 0.00670 | mg/L | | 12/23/25 10:08 | 12/23/25 18:16 | 1 |

Method: SW846 7470A - Mercury (CVAA) - TCLP

| Analyte | Result | Qualifier | RL | MDL | Unit | D | Prepared | Analyzed | Dil Fac |
|---------|--------|-----------|---------|----------|------|---|----------------|----------------|---------|
| Mercury | ND | | 0.00250 | 0.000705 | mg/L | | 12/08/25 08:58 | 12/08/25 13:50 | 1 |

General Chemistry

| Analyte | Result | Qualifier | RL | MDL | Unit | D | Prepared | Analyzed | Dil Fac |
|-----------------------------------|--------|-----------|--------|---------|------|---|----------------|----------------|---------|
| Total Dissolved Solids (SM 2540C) | 669 | | 10.0 | 5.73 | mg/L | | | 12/09/25 15:31 | 1 |
| Cyanide, Total (SM 4500 CN E) | ND | | 0.0250 | 0.00930 | mg/L | | 12/06/25 13:08 | 12/06/25 15:09 | 1 |

Client Sample ID: MW30

Lab Sample ID: 570-258455-6

Date Collected: 12/03/25 14:00

Matrix: Water

Date Received: 12/05/25 10:10

Method: SW846 8260B - Volatile Organic Compounds (GC/MS)

| Analyte | Result | Qualifier | RL | MDL | Unit | D | Prepared | Analyzed | Dil Fac |
|---------------------------------------|--------|-----------|------|------|------|---|----------|----------------|---------|
| Benzene | ND | | 0.50 | 0.14 | ug/L | | | 12/09/25 04:57 | 1 |
| Toluene | ND | | 0.50 | 0.14 | ug/L | | | 12/09/25 04:57 | 1 |
| Ethylbenzene | ND | | 0.50 | 0.16 | ug/L | | | 12/09/25 04:57 | 1 |
| o-Xylene | ND | | 0.50 | 0.18 | ug/L | | | 12/09/25 04:57 | 1 |
| m,p-Xylene | ND | | 1.0 | 0.39 | ug/L | | | 12/09/25 04:57 | 1 |
| Xylenes, Total | ND | | 1.0 | 0.39 | ug/L | | | 12/09/25 04:57 | 1 |
| Methyl-t-Butyl Ether (MTBE) | ND | | 0.50 | 0.14 | ug/L | | | 12/09/25 04:57 | 1 |
| 1,1,1,2-Tetrachloroethane | ND | | 0.50 | 0.20 | ug/L | | | 12/09/25 04:57 | 1 |
| 1,1,1-Trichloroethane | ND | | 0.50 | 0.20 | ug/L | | | 12/09/25 04:57 | 1 |
| 1,1,2,2-Tetrachloroethane | ND | | 0.50 | 0.14 | ug/L | | | 12/09/25 04:57 | 1 |
| 1,1,2-Trichloroethane | ND | | 0.50 | 0.18 | ug/L | | | 12/09/25 04:57 | 1 |
| 1,1,2-Trichloro-1,2,2-trifluoroethane | ND | | 0.50 | 0.25 | ug/L | | | 12/09/25 04:57 | 1 |
| 1,1-Dichloroethane | ND | | 0.50 | 0.21 | ug/L | | | 12/09/25 04:57 | 1 |
| 1,1-Dichloroethene | ND | | 0.50 | 0.21 | ug/L | | | 12/09/25 04:57 | 1 |
| 1,1-Dichloropropene | ND | | 0.50 | 0.16 | ug/L | | | 12/09/25 04:57 | 1 |
| 1,2,3-Trichlorobenzene | ND | | 0.50 | 0.26 | ug/L | | | 12/09/25 04:57 | 1 |
| 1,2,3-Trichloropropane | ND | | 0.50 | 0.31 | ug/L | | | 12/09/25 04:57 | 1 |
| 1,2,4-Trichlorobenzene | ND | | 0.50 | 0.26 | ug/L | | | 12/09/25 04:57 | 1 |

Eurofins Calscience

Client Sample Results

Client: Stantec Consulting Services Inc
 Project/Site: ExxonMobil Gladiola Station / 238000257

Job ID: 570-258455-1

Client Sample ID: MW30

Lab Sample ID: 570-258455-6

Date Collected: 12/03/25 14:00

Matrix: Water

Date Received: 12/05/25 10:10

Method: SW846 8260B - Volatile Organic Compounds (GC/MS) (Continued)

| Analyte | Result | Qualifier | RL | MDL | Unit | D | Prepared | Analyzed | Dil Fac |
|-----------------------------|--------|-----------|------|------|------|---|----------|----------------|---------|
| 1,2,4-Trimethylbenzene | ND | | 0.50 | 0.22 | ug/L | | | 12/09/25 04:57 | 1 |
| 1,3,5-Trimethylbenzene | ND | | 0.50 | 0.19 | ug/L | | | 12/09/25 04:57 | 1 |
| c-1,2-Dichloroethene | ND | | 0.50 | 0.16 | ug/L | | | 12/09/25 04:57 | 1 |
| 1,2-Dibromo-3-Chloropropane | ND | | 1.0 | 0.84 | ug/L | | | 12/09/25 04:57 | 1 |
| 1,2-Dichlorobenzene | ND | | 0.50 | 0.14 | ug/L | | | 12/09/25 04:57 | 1 |
| 1,2-Dichloroethane | ND | | 0.50 | 0.14 | ug/L | | | 12/09/25 04:57 | 1 |
| 1,2-Dichloropropane | ND | | 0.50 | 0.14 | ug/L | | | 12/09/25 04:57 | 1 |
| t-1,2-Dichloroethene | ND | | 0.50 | 0.22 | ug/L | | | 12/09/25 04:57 | 1 |
| c-1,3-Dichloropropene | ND | | 0.50 | 0.15 | ug/L | | | 12/09/25 04:57 | 1 |
| 1,3-Dichlorobenzene | ND | | 0.50 | 0.16 | ug/L | | | 12/09/25 04:57 | 1 |
| 1,3-Dichloropropane | ND | | 0.50 | 0.19 | ug/L | | | 12/09/25 04:57 | 1 |
| t-1,3-Dichloropropene | ND | | 0.50 | 0.21 | ug/L | | | 12/09/25 04:57 | 1 |
| 1,4-Dichlorobenzene | ND | | 0.50 | 0.11 | ug/L | | | 12/09/25 04:57 | 1 |
| 2,2-Dichloropropane | ND | | 0.50 | 0.26 | ug/L | | | 12/09/25 04:57 | 1 |
| 2-Chlorotoluene | ND | | 0.50 | 0.23 | ug/L | | | 12/09/25 04:57 | 1 |
| 4-Chlorotoluene | ND | | 0.50 | 0.24 | ug/L | | | 12/09/25 04:57 | 1 |
| 4-Methyl-2-pentanone | ND | | 5.0 | 1.6 | ug/L | | | 12/09/25 04:57 | 1 |
| Acetone | ND | | 8.0 | 3.6 | ug/L | | | 12/09/25 04:57 | 1 |
| Bromobenzene | ND | | 0.50 | 0.14 | ug/L | | | 12/09/25 04:57 | 1 |
| Bromochloromethane | ND | | 1.0 | 0.27 | ug/L | | | 12/09/25 04:57 | 1 |
| Bromoform | ND | | 0.50 | 0.28 | ug/L | | | 12/09/25 04:57 | 1 |
| Bromomethane | ND | | 2.0 | 1.9 | ug/L | | | 12/09/25 04:57 | 1 |
| Carbon disulfide | ND | | 1.0 | 0.32 | ug/L | | | 12/09/25 04:57 | 1 |
| Carbon tetrachloride | ND | | 0.50 | 0.27 | ug/L | | | 12/09/25 04:57 | 1 |
| Chlorobenzene | ND | | 0.50 | 0.12 | ug/L | | | 12/09/25 04:57 | 1 |
| Dibromochloromethane | ND | | 0.50 | 0.21 | ug/L | | | 12/09/25 04:57 | 1 |
| Chloroethane | ND | | 0.50 | 0.38 | ug/L | | | 12/09/25 04:57 | 1 |
| Chloroform | ND | | 0.50 | 0.25 | ug/L | | | 12/09/25 04:57 | 1 |
| Chloromethane | ND | | 1.0 | 0.65 | ug/L | | | 12/09/25 04:57 | 1 |
| Dibromomethane | ND | | 0.50 | 0.16 | ug/L | | | 12/09/25 04:57 | 1 |
| Bromodichloromethane | ND | | 0.50 | 0.15 | ug/L | | | 12/09/25 04:57 | 1 |
| Dichlorodifluoromethane | ND | | 1.0 | 0.51 | ug/L | | | 12/09/25 04:57 | 1 |
| 1,2-Dibromoethane | ND | | 0.50 | 0.27 | ug/L | | | 12/09/25 04:57 | 1 |
| Hexachloro-1,3-butadiene | ND | | 1.0 | 0.26 | ug/L | | | 12/09/25 04:57 | 1 |
| Isopropylbenzene | ND | | 0.50 | 0.21 | ug/L | | | 12/09/25 04:57 | 1 |
| 2-Butanone | ND | | 5.0 | 2.9 | ug/L | | | 12/09/25 04:57 | 1 |
| Methylene Chloride | ND | | 1.0 | 0.40 | ug/L | | | 12/09/25 04:57 | 1 |
| 2-Hexanone | ND | | 6.0 | 2.0 | ug/L | | | 12/09/25 04:57 | 1 |
| Naphthalene | ND | | 1.0 | 0.55 | ug/L | | | 12/09/25 04:57 | 1 |
| n-Butylbenzene | ND | | 0.50 | 0.24 | ug/L | | | 12/09/25 04:57 | 1 |
| N-Propylbenzene | ND | | 0.50 | 0.18 | ug/L | | | 12/09/25 04:57 | 1 |
| p-Isopropyltoluene | ND | | 0.50 | 0.20 | ug/L | | | 12/09/25 04:57 | 1 |
| sec-Butylbenzene | ND | | 0.50 | 0.20 | ug/L | | | 12/09/25 04:57 | 1 |
| Styrene | ND | | 0.50 | 0.27 | ug/L | | | 12/09/25 04:57 | 1 |
| tert-Butylbenzene | ND | | 0.50 | 0.21 | ug/L | | | 12/09/25 04:57 | 1 |
| Tetrachloroethene | ND | | 0.50 | 0.16 | ug/L | | | 12/09/25 04:57 | 1 |
| Trichloroethene | ND | | 0.50 | 0.15 | ug/L | | | 12/09/25 04:57 | 1 |
| Trichlorofluoromethane | ND | | 0.50 | 0.26 | ug/L | | | 12/09/25 04:57 | 1 |
| Vinyl chloride | ND | | 0.50 | 0.23 | ug/L | | | 12/09/25 04:57 | 1 |

Eurofins Calscience

Client Sample Results

Client: Stantec Consulting Services Inc
 Project/Site: ExxonMobil Gladiola Station / 238000257

Job ID: 570-258455-1

Client Sample ID: MW30

Lab Sample ID: 570-258455-6

Date Collected: 12/03/25 14:00

Matrix: Water

Date Received: 12/05/25 10:10

| Surrogate | %Recovery | Qualifier | Limits | Prepared | Analyzed | Dil Fac |
|------------------------------|-----------|-----------|----------|----------|----------------|---------|
| 1,2-Dichloroethane-d4 (Surr) | 96 | | 64 - 132 | | 12/09/25 04:57 | 1 |
| 4-Bromofluorobenzene (Surr) | 97 | | 76 - 120 | | 12/09/25 04:57 | 1 |
| Dibromofluoromethane (Surr) | 97 | | 80 - 120 | | 12/09/25 04:57 | 1 |
| Toluene-d8 (Surr) | 108 | | 80 - 120 | | 12/09/25 04:57 | 1 |

Method: SW846 8270E - Semivolatile Organic Compounds (GC-MS/MS)

| Analyte | Result | Qualifier | RL | MDL | Unit | D | Prepared | Analyzed | Dil Fac |
|------------------------|--------|-----------|------|-------|------|---|----------------|----------------|---------|
| 1-Methylnaphthalene | ND | | 0.10 | 0.019 | ug/L | | 12/10/25 10:40 | 12/11/25 20:39 | 1 |
| 2-Methylnaphthalene | ND | | 0.10 | 0.014 | ug/L | | 12/10/25 10:40 | 12/11/25 20:39 | 1 |
| Acenaphthene | ND | | 0.10 | 0.015 | ug/L | | 12/10/25 10:40 | 12/11/25 20:39 | 1 |
| Acenaphthylene | ND | + | 0.10 | 0.015 | ug/L | | 12/10/25 10:40 | 12/11/25 20:39 | 1 |
| Anthracene | ND | | 0.10 | 0.016 | ug/L | | 12/10/25 10:40 | 12/11/25 20:39 | 1 |
| Benzo[g,h,i]perylene | ND | | 0.10 | 0.022 | ug/L | | 12/10/25 10:40 | 12/11/25 20:39 | 1 |
| Benzo[k]fluoranthene | ND | | 0.10 | 0.023 | ug/L | | 12/10/25 10:40 | 12/11/25 20:39 | 1 |
| Benzo[a]anthracene | ND | | 0.10 | 0.011 | ug/L | | 12/10/25 10:40 | 12/11/25 20:39 | 1 |
| Benzo[a]pyrene | ND | | 0.10 | 0.018 | ug/L | | 12/10/25 10:40 | 12/11/25 20:39 | 1 |
| Benzo[b]fluoranthene | ND | | 0.10 | 0.019 | ug/L | | 12/10/25 10:40 | 12/11/25 20:39 | 1 |
| Chrysene | ND | | 0.10 | 0.038 | ug/L | | 12/10/25 10:40 | 12/11/25 20:39 | 1 |
| Dibenz[a,h]anthracene | ND | | 0.10 | 0.071 | ug/L | | 12/10/25 10:40 | 12/11/25 20:39 | 1 |
| Fluoranthene | ND | | 0.10 | 0.013 | ug/L | | 12/10/25 10:40 | 12/11/25 20:39 | 1 |
| Fluorene | ND | | 0.10 | 0.016 | ug/L | | 12/10/25 10:40 | 12/11/25 20:39 | 1 |
| Indeno[1,2,3-cd]pyrene | ND | | 0.10 | 0.020 | ug/L | | 12/10/25 10:40 | 12/11/25 20:39 | 1 |
| Naphthalene | ND | | 0.10 | 0.021 | ug/L | | 12/10/25 10:40 | 12/11/25 20:39 | 1 |
| Phenanthrene | ND | | 0.10 | 0.014 | ug/L | | 12/10/25 10:40 | 12/11/25 20:39 | 1 |
| Pyrene | ND | | 0.10 | 0.015 | ug/L | | 12/10/25 10:40 | 12/11/25 20:39 | 1 |

| Surrogate | %Recovery | Qualifier | Limits | Prepared | Analyzed | Dil Fac |
|-------------------------|-----------|-----------|----------|----------------|----------------|---------|
| 2-Fluorobiphenyl (Surr) | 103 | | 31 - 169 | 12/10/25 10:40 | 12/11/25 20:39 | 1 |
| Nitrobenzene-d5 (Surr) | 116 | | 37 - 188 | 12/10/25 10:40 | 12/11/25 20:39 | 1 |
| p-Terphenyl-d14 (Surr) | 114 | | 17 - 155 | 12/10/25 10:40 | 12/11/25 20:39 | 1 |

Method: EPA 300.0 - Anions, Ion Chromatography

| Analyte | Result | Qualifier | RL | MDL | Unit | D | Prepared | Analyzed | Dil Fac |
|----------|--------|-----------|------|-------|------|---|----------|----------------|---------|
| Fluoride | 2.4 | | 0.10 | 0.046 | mg/L | | | 12/13/25 09:39 | 1 |

Method: EPA 300.0 - Anions, Ion Chromatography - DL

| Analyte | Result | Qualifier | RL | MDL | Unit | D | Prepared | Analyzed | Dil Fac |
|----------|--------|-----------|----|-----|------|---|----------|----------------|---------|
| Chloride | 150 | | 10 | 3.6 | mg/L | | | 12/13/25 13:08 | 10 |

Method: EPA 200.8 - Metals (ICP/MS) - Total Recoverable

| Analyte | Result | Qualifier | RL | MDL | Unit | D | Prepared | Analyzed | Dil Fac |
|---------|--------|-----------|------|-------|------|---|----------------|----------------|---------|
| Uranium | 4.02 | | 1.00 | 0.207 | ug/L | | 12/23/25 10:45 | 12/23/25 14:45 | 1 |

Method: EPA 245.1 - Mercury (CVAA)

| Analyte | Result | Qualifier | RL | MDL | Unit | D | Prepared | Analyzed | Dil Fac |
|---------|--------|-----------|----------|----------|------|---|----------------|----------------|---------|
| Mercury | ND | | 0.000200 | 0.000124 | mg/L | | 12/09/25 09:15 | 12/09/25 13:19 | 1 |

Method: SW846 6010B - Metals (ICP) - Total Recoverable

| Analyte | Result | Qualifier | RL | MDL | Unit | D | Prepared | Analyzed | Dil Fac |
|---------|--------|-----------|--------|----------|------|---|----------------|----------------|---------|
| Arsenic | ND | | 0.100 | 0.00986 | mg/L | | 12/23/25 10:08 | 12/23/25 18:14 | 1 |
| Barium | 0.0487 | | 0.0100 | 0.00713 | mg/L | | 12/23/25 10:08 | 12/23/25 18:14 | 1 |
| Cadmium | ND | | 0.0100 | 0.000449 | mg/L | | 12/23/25 10:08 | 12/23/25 18:14 | 1 |

Eurofins Calscience

Client Sample Results

Client: Stantec Consulting Services Inc
 Project/Site: ExxonMobil Gladiola Station / 238000257

Job ID: 570-258455-1

Client Sample ID: MW30

Lab Sample ID: 570-258455-6

Date Collected: 12/03/25 14:00

Matrix: Water

Date Received: 12/05/25 10:10

Method: SW846 6010B - Metals (ICP) - Total Recoverable (Continued)

| Analyte | Result | Qualifier | RL | MDL | Unit | D | Prepared | Analyzed | Dil Fac |
|-----------|--------|-----------|--------|---------|------|---|----------------|----------------|---------|
| Chromium | ND | | 0.0500 | 0.00814 | mg/L | | 12/23/25 10:08 | 12/23/25 18:14 | 1 |
| Lead | ND | | 0.0500 | 0.00447 | mg/L | | 12/23/25 10:08 | 12/23/25 18:14 | 1 |
| Selenium | ND | | 0.0500 | 0.0145 | mg/L | | 12/23/25 10:08 | 12/23/25 18:14 | 1 |
| Silver | ND | | 0.0100 | 0.00679 | mg/L | | 12/23/25 10:08 | 12/23/25 18:14 | 1 |
| Beryllium | ND | | 0.0100 | 0.00296 | mg/L | | 12/23/25 10:08 | 12/23/25 18:14 | 1 |
| Thallium | ND | | 0.0500 | 0.00670 | mg/L | | 12/23/25 10:08 | 12/23/25 18:14 | 1 |

Method: SW846 7470A - Mercury (CVAA) - TCLP

| Analyte | Result | Qualifier | RL | MDL | Unit | D | Prepared | Analyzed | Dil Fac |
|---------|--------|-----------|---------|----------|------|---|----------------|----------------|---------|
| Mercury | ND | | 0.00250 | 0.000705 | mg/L | | 12/08/25 08:58 | 12/08/25 13:52 | 1 |

General Chemistry

| Analyte | Result | Qualifier | RL | MDL | Unit | D | Prepared | Analyzed | Dil Fac |
|--|------------|-----------|--------|---------|------|---|----------------|----------------|---------|
| Total Dissolved Solids (SM 2540C) | 658 | | 10.0 | 5.73 | mg/L | | | 12/09/25 15:31 | 1 |
| Cyanide, Total (SM 4500 CN E) | ND | | 0.0250 | 0.00930 | mg/L | | 12/09/25 13:52 | 12/09/25 15:53 | 1 |

Client Sample ID: MW31

Lab Sample ID: 570-258455-7

Date Collected: 12/04/25 10:30

Matrix: Water

Date Received: 12/05/25 10:10

Method: SW846 8260B - Volatile Organic Compounds (GC/MS)

| Analyte | Result | Qualifier | RL | MDL | Unit | D | Prepared | Analyzed | Dil Fac |
|---------------------------------------|--------|-----------|------|------|------|---|----------|----------------|---------|
| Benzene | ND | | 0.50 | 0.14 | ug/L | | | 12/09/25 05:22 | 1 |
| Toluene | ND | | 0.50 | 0.14 | ug/L | | | 12/09/25 05:22 | 1 |
| Ethylbenzene | ND | | 0.50 | 0.16 | ug/L | | | 12/09/25 05:22 | 1 |
| o-Xylene | ND | | 0.50 | 0.18 | ug/L | | | 12/09/25 05:22 | 1 |
| m,p-Xylene | ND | | 1.0 | 0.39 | ug/L | | | 12/09/25 05:22 | 1 |
| Xylenes, Total | ND | | 1.0 | 0.39 | ug/L | | | 12/09/25 05:22 | 1 |
| Methyl-t-Butyl Ether (MTBE) | ND | | 0.50 | 0.14 | ug/L | | | 12/09/25 05:22 | 1 |
| 1,1,1,2-Tetrachloroethane | ND | | 0.50 | 0.20 | ug/L | | | 12/09/25 05:22 | 1 |
| 1,1,1-Trichloroethane | ND | | 0.50 | 0.20 | ug/L | | | 12/09/25 05:22 | 1 |
| 1,1,2,2-Tetrachloroethane | ND | | 0.50 | 0.14 | ug/L | | | 12/09/25 05:22 | 1 |
| 1,1,2-Trichloroethane | ND | | 0.50 | 0.18 | ug/L | | | 12/09/25 05:22 | 1 |
| 1,1,2-Trichloro-1,2,2-trifluoroethane | ND | | 0.50 | 0.25 | ug/L | | | 12/09/25 05:22 | 1 |
| 1,1-Dichloroethane | ND | | 0.50 | 0.21 | ug/L | | | 12/09/25 05:22 | 1 |
| 1,1-Dichloroethene | ND | | 0.50 | 0.21 | ug/L | | | 12/09/25 05:22 | 1 |
| 1,1-Dichloropropene | ND | | 0.50 | 0.16 | ug/L | | | 12/09/25 05:22 | 1 |
| 1,2,3-Trichlorobenzene | ND | | 0.50 | 0.26 | ug/L | | | 12/09/25 05:22 | 1 |
| 1,2,3-Trichloropropane | ND | | 0.50 | 0.31 | ug/L | | | 12/09/25 05:22 | 1 |
| 1,2,4-Trichlorobenzene | ND | | 0.50 | 0.26 | ug/L | | | 12/09/25 05:22 | 1 |
| 1,2,4-Trimethylbenzene | ND | | 0.50 | 0.22 | ug/L | | | 12/09/25 05:22 | 1 |
| 1,3,5-Trimethylbenzene | ND | | 0.50 | 0.19 | ug/L | | | 12/09/25 05:22 | 1 |
| c-1,2-Dichloroethene | ND | | 0.50 | 0.16 | ug/L | | | 12/09/25 05:22 | 1 |
| 1,2-Dibromo-3-Chloropropane | ND | | 1.0 | 0.84 | ug/L | | | 12/09/25 05:22 | 1 |
| 1,2-Dichlorobenzene | ND | | 0.50 | 0.14 | ug/L | | | 12/09/25 05:22 | 1 |
| 1,2-Dichloroethane | ND | | 0.50 | 0.14 | ug/L | | | 12/09/25 05:22 | 1 |
| 1,2-Dichloropropane | ND | | 0.50 | 0.14 | ug/L | | | 12/09/25 05:22 | 1 |
| t-1,2-Dichloroethene | ND | | 0.50 | 0.22 | ug/L | | | 12/09/25 05:22 | 1 |
| c-1,3-Dichloropropene | ND | | 0.50 | 0.15 | ug/L | | | 12/09/25 05:22 | 1 |
| 1,3-Dichlorobenzene | ND | | 0.50 | 0.16 | ug/L | | | 12/09/25 05:22 | 1 |

Eurofins Calscience

Client Sample Results

Client: Stantec Consulting Services Inc
 Project/Site: ExxonMobil Gladiola Station / 238000257

Job ID: 570-258455-1

Client Sample ID: MW31

Lab Sample ID: 570-258455-7

Date Collected: 12/04/25 10:30

Matrix: Water

Date Received: 12/05/25 10:10

Method: SW846 8260B - Volatile Organic Compounds (GC/MS) (Continued)

| Analyte | Result | Qualifier | RL | MDL | Unit | D | Prepared | Analyzed | Dil Fac |
|--------------------------|--------|-----------|------|------|------|---|----------|----------------|---------|
| 1,3-Dichloropropane | ND | | 0.50 | 0.19 | ug/L | | | 12/09/25 05:22 | 1 |
| t-1,3-Dichloropropene | ND | | 0.50 | 0.21 | ug/L | | | 12/09/25 05:22 | 1 |
| 1,4-Dichlorobenzene | ND | | 0.50 | 0.11 | ug/L | | | 12/09/25 05:22 | 1 |
| 2,2-Dichloropropane | ND | | 0.50 | 0.26 | ug/L | | | 12/09/25 05:22 | 1 |
| 2-Chlorotoluene | ND | | 0.50 | 0.23 | ug/L | | | 12/09/25 05:22 | 1 |
| 4-Chlorotoluene | ND | | 0.50 | 0.24 | ug/L | | | 12/09/25 05:22 | 1 |
| 4-Methyl-2-pentanone | ND | | 5.0 | 1.6 | ug/L | | | 12/09/25 05:22 | 1 |
| Acetone | ND | | 8.0 | 3.6 | ug/L | | | 12/09/25 05:22 | 1 |
| Bromobenzene | ND | | 0.50 | 0.14 | ug/L | | | 12/09/25 05:22 | 1 |
| Bromochloromethane | ND | | 1.0 | 0.27 | ug/L | | | 12/09/25 05:22 | 1 |
| Bromoform | ND | | 0.50 | 0.28 | ug/L | | | 12/09/25 05:22 | 1 |
| Bromomethane | ND | | 2.0 | 1.9 | ug/L | | | 12/09/25 05:22 | 1 |
| Carbon disulfide | ND | | 1.0 | 0.32 | ug/L | | | 12/09/25 05:22 | 1 |
| Carbon tetrachloride | ND | | 0.50 | 0.27 | ug/L | | | 12/09/25 05:22 | 1 |
| Chlorobenzene | ND | | 0.50 | 0.12 | ug/L | | | 12/09/25 05:22 | 1 |
| Dibromochloromethane | ND | | 0.50 | 0.21 | ug/L | | | 12/09/25 05:22 | 1 |
| Chloroethane | ND | | 0.50 | 0.38 | ug/L | | | 12/09/25 05:22 | 1 |
| Chloroform | ND | | 0.50 | 0.25 | ug/L | | | 12/09/25 05:22 | 1 |
| Chloromethane | ND | | 1.0 | 0.65 | ug/L | | | 12/09/25 05:22 | 1 |
| Dibromomethane | ND | | 0.50 | 0.16 | ug/L | | | 12/09/25 05:22 | 1 |
| Bromodichloromethane | ND | | 0.50 | 0.15 | ug/L | | | 12/09/25 05:22 | 1 |
| Dichlorodifluoromethane | ND | | 1.0 | 0.51 | ug/L | | | 12/09/25 05:22 | 1 |
| 1,2-Dibromoethane | ND | | 0.50 | 0.27 | ug/L | | | 12/09/25 05:22 | 1 |
| Hexachloro-1,3-butadiene | ND | | 1.0 | 0.26 | ug/L | | | 12/09/25 05:22 | 1 |
| Isopropylbenzene | ND | | 0.50 | 0.21 | ug/L | | | 12/09/25 05:22 | 1 |
| 2-Butanone | ND | | 5.0 | 2.9 | ug/L | | | 12/09/25 05:22 | 1 |
| Methylene Chloride | ND | | 1.0 | 0.40 | ug/L | | | 12/09/25 05:22 | 1 |
| 2-Hexanone | ND | | 6.0 | 2.0 | ug/L | | | 12/09/25 05:22 | 1 |
| Naphthalene | ND | | 1.0 | 0.55 | ug/L | | | 12/09/25 05:22 | 1 |
| n-Butylbenzene | ND | | 0.50 | 0.24 | ug/L | | | 12/09/25 05:22 | 1 |
| N-Propylbenzene | ND | | 0.50 | 0.18 | ug/L | | | 12/09/25 05:22 | 1 |
| p-Isopropyltoluene | ND | | 0.50 | 0.20 | ug/L | | | 12/09/25 05:22 | 1 |
| sec-Butylbenzene | ND | | 0.50 | 0.20 | ug/L | | | 12/09/25 05:22 | 1 |
| Styrene | ND | | 0.50 | 0.27 | ug/L | | | 12/09/25 05:22 | 1 |
| tert-Butylbenzene | ND | | 0.50 | 0.21 | ug/L | | | 12/09/25 05:22 | 1 |
| Tetrachloroethene | ND | | 0.50 | 0.16 | ug/L | | | 12/09/25 05:22 | 1 |
| Trichloroethene | ND | | 0.50 | 0.15 | ug/L | | | 12/09/25 05:22 | 1 |
| Trichlorofluoromethane | ND | | 0.50 | 0.26 | ug/L | | | 12/09/25 05:22 | 1 |
| Vinyl chloride | ND | | 0.50 | 0.23 | ug/L | | | 12/09/25 05:22 | 1 |

| Surrogate | %Recovery | Qualifier | Limits | Prepared | Analyzed | Dil Fac |
|------------------------------|-----------|-----------|----------|----------|----------------|---------|
| 1,2-Dichloroethane-d4 (Surr) | 101 | | 64 - 132 | | 12/09/25 05:22 | 1 |
| 4-Bromofluorobenzene (Surr) | 98 | | 76 - 120 | | 12/09/25 05:22 | 1 |
| Dibromofluoromethane (Surr) | 99 | | 80 - 120 | | 12/09/25 05:22 | 1 |
| Toluene-d8 (Surr) | 107 | | 80 - 120 | | 12/09/25 05:22 | 1 |

Method: SW846 8270E - Semivolatile Organic Compounds (GC-MS/MS)

| Analyte | Result | Qualifier | RL | MDL | Unit | D | Prepared | Analyzed | Dil Fac |
|---------------------|--------|-----------|------|-------|------|---|----------------|----------------|---------|
| 1-Methylnaphthalene | ND | | 0.10 | 0.018 | ug/L | | 12/10/25 10:40 | 12/11/25 21:03 | 1 |
| 2-Methylnaphthalene | ND | | 0.10 | 0.014 | ug/L | | 12/10/25 10:40 | 12/11/25 21:03 | 1 |

Eurofins Calscience

Client Sample Results

Client: Stantec Consulting Services Inc
 Project/Site: ExxonMobil Gladiola Station / 238000257

Job ID: 570-258455-1

Client Sample ID: MW31

Lab Sample ID: 570-258455-7

Date Collected: 12/04/25 10:30

Matrix: Water

Date Received: 12/05/25 10:10

Method: SW846 8270E - Semivolatile Organic Compounds (GC-MS/MS) (Continued)

| Analyte | Result | Qualifier | RL | MDL | Unit | D | Prepared | Analyzed | Dil Fac |
|-------------------------|-----------|-----------|----------|-------|------|---|----------------|----------------|---------|
| Acenaphthene | ND | | 0.10 | 0.015 | ug/L | | 12/10/25 10:40 | 12/11/25 21:03 | 1 |
| Acenaphthylene | ND | *+ | 0.10 | 0.015 | ug/L | | 12/10/25 10:40 | 12/11/25 21:03 | 1 |
| Anthracene | ND | | 0.10 | 0.016 | ug/L | | 12/10/25 10:40 | 12/11/25 21:03 | 1 |
| Benzo[g,h,i]perylene | ND | | 0.10 | 0.021 | ug/L | | 12/10/25 10:40 | 12/11/25 21:03 | 1 |
| Benzo[k]fluoranthene | ND | | 0.10 | 0.022 | ug/L | | 12/10/25 10:40 | 12/11/25 21:03 | 1 |
| Benzo[a]anthracene | ND | | 0.10 | 0.010 | ug/L | | 12/10/25 10:40 | 12/11/25 21:03 | 1 |
| Benzo[a]pyrene | ND | | 0.10 | 0.017 | ug/L | | 12/10/25 10:40 | 12/11/25 21:03 | 1 |
| Benzo[b]fluoranthene | ND | | 0.10 | 0.019 | ug/L | | 12/10/25 10:40 | 12/11/25 21:03 | 1 |
| Chrysene | ND | | 0.10 | 0.037 | ug/L | | 12/10/25 10:40 | 12/11/25 21:03 | 1 |
| Dibenz(a,h)anthracene | ND | | 0.10 | 0.070 | ug/L | | 12/10/25 10:40 | 12/11/25 21:03 | 1 |
| Fluoranthene | ND | | 0.10 | 0.012 | ug/L | | 12/10/25 10:40 | 12/11/25 21:03 | 1 |
| Fluorene | ND | | 0.10 | 0.016 | ug/L | | 12/10/25 10:40 | 12/11/25 21:03 | 1 |
| Indeno[1,2,3-cd]pyrene | ND | | 0.10 | 0.020 | ug/L | | 12/10/25 10:40 | 12/11/25 21:03 | 1 |
| Naphthalene | ND | | 0.10 | 0.021 | ug/L | | 12/10/25 10:40 | 12/11/25 21:03 | 1 |
| Phenanthrene | ND | | 0.10 | 0.014 | ug/L | | 12/10/25 10:40 | 12/11/25 21:03 | 1 |
| Pyrene | ND | | 0.10 | 0.014 | ug/L | | 12/10/25 10:40 | 12/11/25 21:03 | 1 |
| Surrogate | %Recovery | Qualifier | Limits | | | | Prepared | Analyzed | Dil Fac |
| 2-Fluorobiphenyl (Surr) | 104 | | 31 - 169 | | | | 12/10/25 10:40 | 12/11/25 21:03 | 1 |
| Nitrobenzene-d5 (Surr) | 116 | | 37 - 188 | | | | 12/10/25 10:40 | 12/11/25 21:03 | 1 |
| p-Terphenyl-d14 (Surr) | 104 | | 17 - 155 | | | | 12/10/25 10:40 | 12/11/25 21:03 | 1 |

Method: EPA 300.0 - Anions, Ion Chromatography

| Analyte | Result | Qualifier | RL | MDL | Unit | D | Prepared | Analyzed | Dil Fac |
|----------|--------|-----------|------|-------|------|---|----------|----------------|---------|
| Fluoride | 1.5 | | 0.10 | 0.046 | mg/L | | | 12/13/25 12:35 | 1 |

Method: EPA 300.0 - Anions, Ion Chromatography - DL

| Analyte | Result | Qualifier | RL | MDL | Unit | D | Prepared | Analyzed | Dil Fac |
|----------|--------|-----------|----|-----|------|---|----------|----------------|---------|
| Chloride | 84 | | 10 | 3.6 | mg/L | | | 12/13/25 15:03 | 10 |

Method: EPA 200.8 - Metals (ICP/MS) - Total Recoverable

| Analyte | Result | Qualifier | RL | MDL | Unit | D | Prepared | Analyzed | Dil Fac |
|---------|--------|-----------|------|-------|------|---|----------------|----------------|---------|
| Uranium | 4.63 | | 1.00 | 0.207 | ug/L | | 12/23/25 10:45 | 12/23/25 14:50 | 1 |

Method: EPA 245.1 - Mercury (CVAA)

| Analyte | Result | Qualifier | RL | MDL | Unit | D | Prepared | Analyzed | Dil Fac |
|---------|--------|-----------|----------|----------|------|---|----------------|----------------|---------|
| Mercury | ND | | 0.000200 | 0.000124 | mg/L | | 12/09/25 09:15 | 12/09/25 13:25 | 1 |

Method: SW846 6010B - Metals (ICP) - Total Recoverable

| Analyte | Result | Qualifier | RL | MDL | Unit | D | Prepared | Analyzed | Dil Fac |
|-----------|---------|-----------|--------|----------|------|---|----------------|----------------|---------|
| Arsenic | 0.0103 | J | 0.100 | 0.00986 | mg/L | | 12/23/25 10:08 | 12/23/25 18:18 | 1 |
| Barium | 0.160 | | 0.0100 | 0.00713 | mg/L | | 12/23/25 10:08 | 12/23/25 18:18 | 1 |
| Cadmium | ND | | 0.0100 | 0.000449 | mg/L | | 12/23/25 10:08 | 12/23/25 18:18 | 1 |
| Chromium | ND | | 0.0500 | 0.00814 | mg/L | | 12/23/25 10:08 | 12/23/25 18:18 | 1 |
| Lead | 0.00500 | J | 0.0500 | 0.00447 | mg/L | | 12/23/25 10:08 | 12/23/25 18:18 | 1 |
| Selenium | ND | | 0.0500 | 0.0145 | mg/L | | 12/23/25 10:08 | 12/23/25 18:18 | 1 |
| Silver | ND | | 0.0100 | 0.00679 | mg/L | | 12/23/25 10:08 | 12/23/25 18:18 | 1 |
| Beryllium | ND | | 0.0100 | 0.00296 | mg/L | | 12/23/25 10:08 | 12/23/25 18:18 | 1 |
| Thallium | ND | | 0.0500 | 0.00670 | mg/L | | 12/23/25 10:08 | 12/23/25 18:18 | 1 |

Eurofins Calscience

Client Sample Results

Client: Stantec Consulting Services Inc
 Project/Site: ExxonMobil Gladiola Station / 238000257

Job ID: 570-258455-1

Client Sample ID: MW31

Lab Sample ID: 570-258455-7

Date Collected: 12/04/25 10:30

Matrix: Water

Date Received: 12/05/25 10:10

Method: SW846 7470A - Mercury (CVAA) - TCLP

| Analyte | Result | Qualifier | RL | MDL | Unit | D | Prepared | Analyzed | Dil Fac |
|---------|--------|-----------|---------|----------|------|---|----------------|----------------|---------|
| Mercury | ND | | 0.00250 | 0.000705 | mg/L | | 12/08/25 08:58 | 12/08/25 13:54 | 1 |

General Chemistry

| Analyte | Result | Qualifier | RL | MDL | Unit | D | Prepared | Analyzed | Dil Fac |
|--|------------|-----------|--------|---------|------|---|----------------|----------------|---------|
| Total Dissolved Solids (SM 2540C) | 726 | | 10.0 | 5.73 | mg/L | | | 12/10/25 17:11 | 1 |
| Cyanide, Total (SM 4500 CN E) | ND | | 0.0250 | 0.00930 | mg/L | | 12/10/25 10:55 | 12/10/25 12:47 | 1 |

- 1
- 2
- 3
- 4
- 5
- 6
- 7
- 8
- 9
- 10
- 11
- 12
- 13
- 14
- 15

Surrogate Summary

Client: Stantec Consulting Services Inc
 Project/Site: ExxonMobil Gladiola Station / 238000257

Job ID: 570-258455-1

Method: 8260B - Volatile Organic Compounds (GC/MS)

Matrix: Water

Prep Type: Total/NA

| Lab Sample ID | Client Sample ID | Percent Surrogate Recovery (Acceptance Limits) | | | |
|---------------------|------------------------|--|-----------------|------------------|-----------------|
| | | DCA (64-132) | BFB (76-120) | DBFM (80-120) | TOL (80-120) |
| 570-258455-1 | MW22 | 97 | 98 | 97 | 107 |
| 570-258455-2 | Trip Blank | 97 | 98 | 95 | 107 |
| 570-258455-3 | MW27 | 99 | 101 | 97 | 106 |
| 570-258455-4 | MW28 | 98 | 99 | 94 | 104 |
| 570-258455-5 | MW29 | 94 | 96 | 94 | 107 |
| 570-258455-6 | MW30 | 96 | 97 | 97 | 108 |
| 570-258455-7 | MW31 | 101 | 98 | 99 | 107 |
| LCS 570-666676/1002 | Lab Control Sample | 105 | 96 | 98 | 105 |
| LCSD 570-666676/3 | Lab Control Sample Dup | 103 | 94 | 100 | 104 |
| MB 570-666676/5 | Method Blank | 97 | 97 | 97 | 105 |

Surrogate Legend

DCA = 1,2-Dichloroethane-d4 (Surr)
 BFB = 4-Bromofluorobenzene (Surr)
 DBFM = Dibromofluoromethane (Surr)
 TOL = Toluene-d8 (Surr)

Method: 8270E - Semivolatile Organic Compounds (GC-MS/MS)

Matrix: Water

Prep Type: Total/NA

| Lab Sample ID | Client Sample ID | Percent Surrogate Recovery (Acceptance Limits) | | |
|---------------------|------------------------|--|-----------------|--------------------|
| | | FBP (31-169) | NBZ (37-188) | TPHd14 (17-155) |
| 570-258455-1 | MW22 | 106 | 125 | 107 |
| 570-258455-3 | MW27 | 97 | 111 | 103 |
| 570-258455-4 | MW28 | 113 | 132 | 114 |
| 570-258455-5 | MW29 | 103 | 126 | 121 |
| 570-258455-6 | MW30 | 103 | 116 | 114 |
| 570-258455-7 | MW31 | 104 | 116 | 104 |
| LCS 570-667807/2-A | Lab Control Sample | 108 | 137 | 82 |
| LCSD 570-667807/3-A | Lab Control Sample Dup | 112 | 142 | 91 |
| MB 570-667807/1-A | Method Blank | 119 | 143 | 85 |

Surrogate Legend

FBP = 2-Fluorobiphenyl (Surr)
 NBZ = Nitrobenzene-d5 (Surr)
 TPHd14 = p-Terphenyl-d14 (Surr)

QC Sample Results

Client: Stantec Consulting Services Inc
 Project/Site: ExxonMobil Gladiola Station / 238000257

Job ID: 570-258455-1

Method: 8260B - Volatile Organic Compounds (GC/MS)

Lab Sample ID: MB 570-666676/5
 Matrix: Water
 Analysis Batch: 666676

Client Sample ID: Method Blank
 Prep Type: Total/NA

| Analyte | MB | MB | RL | MDL | Unit | D | Prepared | Analyzed | Dil Fac |
|---------------------------------------|--------|-----------|------|------|------|---|----------|----------------|---------|
| | Result | Qualifier | | | | | | | |
| Benzene | ND | | 0.50 | 0.14 | ug/L | | | 12/08/25 21:12 | 1 |
| Toluene | ND | | 0.50 | 0.14 | ug/L | | | 12/08/25 21:12 | 1 |
| Ethylbenzene | ND | | 0.50 | 0.16 | ug/L | | | 12/08/25 21:12 | 1 |
| o-Xylene | ND | | 0.50 | 0.18 | ug/L | | | 12/08/25 21:12 | 1 |
| m,p-Xylene | ND | | 1.0 | 0.39 | ug/L | | | 12/08/25 21:12 | 1 |
| Xylenes, Total | ND | | 1.0 | 0.39 | ug/L | | | 12/08/25 21:12 | 1 |
| Methyl-t-Butyl Ether (MTBE) | ND | | 0.50 | 0.14 | ug/L | | | 12/08/25 21:12 | 1 |
| 1,1,1,2-Tetrachloroethane | ND | | 0.50 | 0.20 | ug/L | | | 12/08/25 21:12 | 1 |
| 1,1,1-Trichloroethane | ND | | 0.50 | 0.20 | ug/L | | | 12/08/25 21:12 | 1 |
| 1,1,2,2-Tetrachloroethane | ND | | 0.50 | 0.14 | ug/L | | | 12/08/25 21:12 | 1 |
| 1,1,2-Trichloroethane | ND | | 0.50 | 0.18 | ug/L | | | 12/08/25 21:12 | 1 |
| 1,1,2-Trichloro-1,2,2-trifluoroethane | ND | | 0.50 | 0.25 | ug/L | | | 12/08/25 21:12 | 1 |
| 1,1-Dichloroethane | ND | | 0.50 | 0.21 | ug/L | | | 12/08/25 21:12 | 1 |
| 1,1-Dichloroethene | ND | | 0.50 | 0.21 | ug/L | | | 12/08/25 21:12 | 1 |
| 1,1-Dichloropropene | ND | | 0.50 | 0.16 | ug/L | | | 12/08/25 21:12 | 1 |
| 1,2,3-Trichlorobenzene | ND | | 0.50 | 0.26 | ug/L | | | 12/08/25 21:12 | 1 |
| 1,2,3-Trichloropropane | ND | | 0.50 | 0.31 | ug/L | | | 12/08/25 21:12 | 1 |
| 1,2,4-Trichlorobenzene | ND | | 0.50 | 0.26 | ug/L | | | 12/08/25 21:12 | 1 |
| 1,2,4-Trimethylbenzene | ND | | 0.50 | 0.22 | ug/L | | | 12/08/25 21:12 | 1 |
| 1,3,5-Trimethylbenzene | ND | | 0.50 | 0.19 | ug/L | | | 12/08/25 21:12 | 1 |
| c-1,2-Dichloroethene | ND | | 0.50 | 0.16 | ug/L | | | 12/08/25 21:12 | 1 |
| 1,2-Dibromo-3-Chloropropane | ND | | 1.0 | 0.84 | ug/L | | | 12/08/25 21:12 | 1 |
| 1,2-Dichlorobenzene | ND | | 0.50 | 0.14 | ug/L | | | 12/08/25 21:12 | 1 |
| 1,2-Dichloroethane | ND | | 0.50 | 0.14 | ug/L | | | 12/08/25 21:12 | 1 |
| 1,2-Dichloropropane | ND | | 0.50 | 0.14 | ug/L | | | 12/08/25 21:12 | 1 |
| t-1,2-Dichloroethene | ND | | 0.50 | 0.22 | ug/L | | | 12/08/25 21:12 | 1 |
| c-1,3-Dichloropropene | ND | | 0.50 | 0.15 | ug/L | | | 12/08/25 21:12 | 1 |
| 1,3-Dichlorobenzene | ND | | 0.50 | 0.16 | ug/L | | | 12/08/25 21:12 | 1 |
| 1,3-Dichloropropane | ND | | 0.50 | 0.19 | ug/L | | | 12/08/25 21:12 | 1 |
| t-1,3-Dichloropropene | ND | | 0.50 | 0.21 | ug/L | | | 12/08/25 21:12 | 1 |
| 1,4-Dichlorobenzene | ND | | 0.50 | 0.11 | ug/L | | | 12/08/25 21:12 | 1 |
| 2,2-Dichloropropane | ND | | 0.50 | 0.26 | ug/L | | | 12/08/25 21:12 | 1 |
| 2-Chlorotoluene | ND | | 0.50 | 0.23 | ug/L | | | 12/08/25 21:12 | 1 |
| 4-Chlorotoluene | ND | | 0.50 | 0.24 | ug/L | | | 12/08/25 21:12 | 1 |
| 4-Methyl-2-pentanone | ND | | 5.0 | 1.6 | ug/L | | | 12/08/25 21:12 | 1 |
| Acetone | ND | | 8.0 | 3.6 | ug/L | | | 12/08/25 21:12 | 1 |
| Bromobenzene | ND | | 0.50 | 0.14 | ug/L | | | 12/08/25 21:12 | 1 |
| Bromochloromethane | ND | | 1.0 | 0.27 | ug/L | | | 12/08/25 21:12 | 1 |
| Bromoform | ND | | 0.50 | 0.28 | ug/L | | | 12/08/25 21:12 | 1 |
| Bromomethane | ND | | 2.0 | 1.9 | ug/L | | | 12/08/25 21:12 | 1 |
| Carbon disulfide | ND | | 1.0 | 0.32 | ug/L | | | 12/08/25 21:12 | 1 |
| Carbon tetrachloride | ND | | 0.50 | 0.27 | ug/L | | | 12/08/25 21:12 | 1 |
| Chlorobenzene | ND | | 0.50 | 0.12 | ug/L | | | 12/08/25 21:12 | 1 |
| Dibromochloromethane | ND | | 0.50 | 0.21 | ug/L | | | 12/08/25 21:12 | 1 |
| Chloroethane | ND | | 0.50 | 0.38 | ug/L | | | 12/08/25 21:12 | 1 |
| Chloroform | ND | | 0.50 | 0.25 | ug/L | | | 12/08/25 21:12 | 1 |
| Chloromethane | ND | | 1.0 | 0.65 | ug/L | | | 12/08/25 21:12 | 1 |
| Dibromomethane | ND | | 0.50 | 0.16 | ug/L | | | 12/08/25 21:12 | 1 |

Eurofins Calscience

QC Sample Results

Client: Stantec Consulting Services Inc
 Project/Site: ExxonMobil Gladiola Station / 238000257

Job ID: 570-258455-1

Method: 8260B - Volatile Organic Compounds (GC/MS) (Continued)

Lab Sample ID: MB 570-666676/5

Client Sample ID: Method Blank

Matrix: Water

Prep Type: Total/NA

Analysis Batch: 666676

| Analyte | MB | MB | RL | MDL | Unit | D | Prepared | Analyzed | Dil Fac |
|--------------------------|--------|-----------|------|------|------|---|----------|----------------|---------|
| | Result | Qualifier | | | | | | | |
| Bromodichloromethane | ND | | 0.50 | 0.15 | ug/L | | | 12/08/25 21:12 | 1 |
| Dichlorodifluoromethane | ND | | 1.0 | 0.51 | ug/L | | | 12/08/25 21:12 | 1 |
| 1,2-Dibromoethane | ND | | 0.50 | 0.27 | ug/L | | | 12/08/25 21:12 | 1 |
| Hexachloro-1,3-butadiene | ND | | 1.0 | 0.26 | ug/L | | | 12/08/25 21:12 | 1 |
| Isopropylbenzene | ND | | 0.50 | 0.21 | ug/L | | | 12/08/25 21:12 | 1 |
| 2-Butanone | ND | | 5.0 | 2.9 | ug/L | | | 12/08/25 21:12 | 1 |
| Methylene Chloride | ND | | 1.0 | 0.40 | ug/L | | | 12/08/25 21:12 | 1 |
| 2-Hexanone | ND | | 6.0 | 2.0 | ug/L | | | 12/08/25 21:12 | 1 |
| Naphthalene | ND | | 1.0 | 0.55 | ug/L | | | 12/08/25 21:12 | 1 |
| n-Butylbenzene | ND | | 0.50 | 0.24 | ug/L | | | 12/08/25 21:12 | 1 |
| N-Propylbenzene | ND | | 0.50 | 0.18 | ug/L | | | 12/08/25 21:12 | 1 |
| p-Isopropyltoluene | ND | | 0.50 | 0.20 | ug/L | | | 12/08/25 21:12 | 1 |
| sec-Butylbenzene | ND | | 0.50 | 0.20 | ug/L | | | 12/08/25 21:12 | 1 |
| Styrene | ND | | 0.50 | 0.27 | ug/L | | | 12/08/25 21:12 | 1 |
| tert-Butylbenzene | ND | | 0.50 | 0.21 | ug/L | | | 12/08/25 21:12 | 1 |
| Tetrachloroethene | ND | | 0.50 | 0.16 | ug/L | | | 12/08/25 21:12 | 1 |
| Trichloroethene | ND | | 0.50 | 0.15 | ug/L | | | 12/08/25 21:12 | 1 |
| Trichlorofluoromethane | ND | | 0.50 | 0.26 | ug/L | | | 12/08/25 21:12 | 1 |
| Vinyl chloride | ND | | 0.50 | 0.23 | ug/L | | | 12/08/25 21:12 | 1 |

| Surrogate | MB | MB | Limits | Prepared | Analyzed | Dil Fac |
|------------------------------|-----------|-----------|----------|----------|----------------|---------|
| | %Recovery | Qualifier | | | | |
| 1,2-Dichloroethane-d4 (Surr) | 97 | | 64 - 132 | | 12/08/25 21:12 | 1 |
| 4-Bromofluorobenzene (Surr) | 97 | | 76 - 120 | | 12/08/25 21:12 | 1 |
| Dibromofluoromethane (Surr) | 97 | | 80 - 120 | | 12/08/25 21:12 | 1 |
| Toluene-d8 (Surr) | 105 | | 80 - 120 | | 12/08/25 21:12 | 1 |

Lab Sample ID: LCS 570-666676/1002

Client Sample ID: Lab Control Sample

Matrix: Water

Prep Type: Total/NA

Analysis Batch: 666676

| Analyte | Spike Added | LCS Result | LCS Qualifier | Unit | D | %Rec | %Rec Limits |
|-----------------------------|-------------|------------|---------------|------|---|------|-------------|
| | | | | | | | |
| Toluene | 10.0 | 10.12 | | ug/L | | 101 | 80 - 120 |
| Ethylbenzene | 10.0 | 9.383 | | ug/L | | 94 | 80 - 126 |
| o-Xylene | 10.0 | 9.222 | | ug/L | | 92 | 80 - 124 |
| m,p-Xylene | 20.0 | 18.80 | | ug/L | | 94 | 80 - 123 |
| Methyl-t-Butyl Ether (MTBE) | 10.0 | 9.169 | | ug/L | | 92 | 69 - 128 |
| 1,1-Dichloroethene | 10.0 | 10.25 | | ug/L | | 102 | 80 - 126 |
| 1,2-Dichlorobenzene | 10.0 | 9.505 | | ug/L | | 95 | 80 - 120 |
| 1,2-Dichloroethane | 10.0 | 10.39 | | ug/L | | 104 | 76 - 130 |
| Carbon tetrachloride | 10.0 | 10.05 | | ug/L | | 100 | 61 - 139 |
| Chlorobenzene | 10.0 | 9.155 | | ug/L | | 92 | 80 - 120 |
| 1,2-Dibromoethane | 10.0 | 9.219 | | ug/L | | 92 | 80 - 125 |
| Hexachloro-1,3-butadiene | 10.0 | 10.18 | | ug/L | | 102 | 80 - 123 |
| Trichloroethene | 10.0 | 9.906 | | ug/L | | 99 | 77 - 124 |
| Vinyl chloride | 10.0 | 10.45 | | ug/L | | 104 | 50 - 160 |

Eurofins Calscience

QC Sample Results

Client: Stantec Consulting Services Inc
 Project/Site: ExxonMobil Gladiola Station / 238000257

Job ID: 570-258455-1

Method: 8260B - Volatile Organic Compounds (GC/MS) (Continued)

Lab Sample ID: LCS 570-666676/1002
 Matrix: Water
 Analysis Batch: 666676

Client Sample ID: Lab Control Sample
 Prep Type: Total/NA

| Surrogate | LCS %Recovery | LCS Qualifier | Limits |
|------------------------------|---------------|---------------|----------|
| 1,2-Dichloroethane-d4 (Surr) | 105 | | 64 - 132 |
| 4-Bromofluorobenzene (Surr) | 96 | | 76 - 120 |
| Dibromofluoromethane (Surr) | 98 | | 80 - 120 |
| Toluene-d8 (Surr) | 105 | | 80 - 120 |

Lab Sample ID: LCSD 570-666676/3
 Matrix: Water
 Analysis Batch: 666676

Client Sample ID: Lab Control Sample Dup
 Prep Type: Total/NA

| Analyte | Spike Added | LCSD Result | LCSD Qualifier | Unit | D | %Rec | %Rec Limits | RPD | RPD Limit |
|-----------------------------|-------------|-------------|----------------|------|---|------|-------------|-----|-----------|
| Benzene | 10.0 | 9.905 | | ug/L | | 99 | 80 - 120 | 0 | 20 |
| Toluene | 10.0 | 10.07 | | ug/L | | 101 | 80 - 120 | 0 | 20 |
| Ethylbenzene | 10.0 | 9.691 | | ug/L | | 97 | 80 - 126 | 3 | 20 |
| o-Xylene | 10.0 | 9.592 | | ug/L | | 96 | 80 - 124 | 4 | 20 |
| m,p-Xylene | 20.0 | 19.31 | | ug/L | | 97 | 80 - 123 | 3 | 20 |
| Methyl-t-Butyl Ether (MTBE) | 10.0 | 9.344 | | ug/L | | 93 | 69 - 128 | 2 | 20 |
| 1,1-Dichloroethene | 10.0 | 10.25 | | ug/L | | 103 | 80 - 126 | 0 | 21 |
| 1,2-Dichlorobenzene | 10.0 | 10.08 | | ug/L | | 101 | 80 - 120 | 6 | 20 |
| 1,2-Dichloroethane | 10.0 | 10.29 | | ug/L | | 103 | 76 - 130 | 1 | 20 |
| Carbon tetrachloride | 10.0 | 9.976 | | ug/L | | 100 | 61 - 139 | 1 | 20 |
| Chlorobenzene | 10.0 | 9.461 | | ug/L | | 95 | 80 - 120 | 3 | 20 |
| 1,2-Dibromoethane | 10.0 | 9.549 | | ug/L | | 95 | 80 - 125 | 4 | 20 |
| Hexachloro-1,3-butadiene | 10.0 | 10.89 | | ug/L | | 109 | 80 - 123 | 7 | 20 |
| Trichloroethene | 10.0 | 10.01 | | ug/L | | 100 | 77 - 124 | 1 | 20 |
| Vinyl chloride | 10.0 | 10.54 | | ug/L | | 105 | 50 - 160 | 1 | 20 |

| Surrogate | LCSD %Recovery | LCSD Qualifier | Limits |
|------------------------------|----------------|----------------|----------|
| 1,2-Dichloroethane-d4 (Surr) | 103 | | 64 - 132 |
| 4-Bromofluorobenzene (Surr) | 94 | | 76 - 120 |
| Dibromofluoromethane (Surr) | 100 | | 80 - 120 |
| Toluene-d8 (Surr) | 104 | | 80 - 120 |

Method: 8270E - Semivolatile Organic Compounds (GC-MS/MS)

Lab Sample ID: MB 570-667807/1-A
 Matrix: Water
 Analysis Batch: 667850

Client Sample ID: Method Blank
 Prep Type: Total/NA
 Prep Batch: 667807

| Analyte | MB Result | MB Qualifier | RL | MDL | Unit | D | Prepared | Analyzed | Dil Fac |
|----------------------|-----------|--------------|------|-------|------|---|----------------|----------------|---------|
| 1-Methylnaphthalene | ND | | 0.10 | 0.018 | ug/L | | 12/10/25 10:40 | 12/10/25 20:55 | 1 |
| 2-Methylnaphthalene | ND | | 0.10 | 0.014 | ug/L | | 12/10/25 10:40 | 12/10/25 20:55 | 1 |
| Acenaphthene | ND | | 0.10 | 0.015 | ug/L | | 12/10/25 10:40 | 12/10/25 20:55 | 1 |
| Acenaphthylene | ND | | 0.10 | 0.015 | ug/L | | 12/10/25 10:40 | 12/10/25 20:55 | 1 |
| Anthracene | ND | | 0.10 | 0.016 | ug/L | | 12/10/25 10:40 | 12/10/25 20:55 | 1 |
| Benzo[g,h,i]perylene | ND | | 0.10 | 0.021 | ug/L | | 12/10/25 10:40 | 12/10/25 20:55 | 1 |
| Benzo[k]fluoranthene | ND | | 0.10 | 0.022 | ug/L | | 12/10/25 10:40 | 12/10/25 20:55 | 1 |
| Benzo[a]anthracene | ND | | 0.10 | 0.010 | ug/L | | 12/10/25 10:40 | 12/10/25 20:55 | 1 |
| Benzo[a]pyrene | ND | | 0.10 | 0.017 | ug/L | | 12/10/25 10:40 | 12/10/25 20:55 | 1 |

Eurofins Calscience

QC Sample Results

Client: Stantec Consulting Services Inc
 Project/Site: ExxonMobil Gladiola Station / 238000257

Job ID: 570-258455-1

Method: 8270E - Semivolatile Organic Compounds (GC-MS/MS) (Continued)

Lab Sample ID: MB 570-667807/1-A

Client Sample ID: Method Blank

Matrix: Water

Prep Type: Total/NA

Analysis Batch: 667850

Prep Batch: 667807

| Analyte | MB | MB | RL | MDL | Unit | D | Prepared | Analyzed | Dil Fac |
|------------------------|--------|-----------|------|-------|------|---|----------------|----------------|---------|
| | Result | Qualifier | | | | | | | |
| Benzo[b]fluoranthene | ND | | 0.10 | 0.019 | ug/L | | 12/10/25 10:40 | 12/10/25 20:55 | 1 |
| Chrysene | ND | | 0.10 | 0.037 | ug/L | | 12/10/25 10:40 | 12/10/25 20:55 | 1 |
| Dibenz(a,h)anthracene | ND | | 0.10 | 0.069 | ug/L | | 12/10/25 10:40 | 12/10/25 20:55 | 1 |
| Fluoranthene | ND | | 0.10 | 0.012 | ug/L | | 12/10/25 10:40 | 12/10/25 20:55 | 1 |
| Fluorene | ND | | 0.10 | 0.016 | ug/L | | 12/10/25 10:40 | 12/10/25 20:55 | 1 |
| Indeno[1,2,3-cd]pyrene | ND | | 0.10 | 0.020 | ug/L | | 12/10/25 10:40 | 12/10/25 20:55 | 1 |
| Naphthalene | ND | | 0.10 | 0.021 | ug/L | | 12/10/25 10:40 | 12/10/25 20:55 | 1 |
| Phenanthrene | ND | | 0.10 | 0.014 | ug/L | | 12/10/25 10:40 | 12/10/25 20:55 | 1 |
| Pyrene | ND | | 0.10 | 0.014 | ug/L | | 12/10/25 10:40 | 12/10/25 20:55 | 1 |

| Surrogate | MB | MB | Limits | Prepared | Analyzed | Dil Fac |
|-------------------------|-----------|-----------|----------|----------------|----------------|---------|
| | %Recovery | Qualifier | | | | |
| 2-Fluorobiphenyl (Surr) | 119 | | 31 - 169 | 12/10/25 10:40 | 12/10/25 20:55 | 1 |
| Nitrobenzene-d5 (Surr) | 143 | | 37 - 188 | 12/10/25 10:40 | 12/10/25 20:55 | 1 |
| p-Terphenyl-d14 (Surr) | 85 | | 17 - 155 | 12/10/25 10:40 | 12/10/25 20:55 | 1 |

Lab Sample ID: LCS 570-667807/2-A

Client Sample ID: Lab Control Sample

Matrix: Water

Prep Type: Total/NA

Analysis Batch: 667850

Prep Batch: 667807

| Analyte | Spike Added | LCS | LCS | Unit | D | %Rec | %Rec Limits |
|------------------------|-------------|--------|-----------|------|---|------|-------------|
| | | Result | Qualifier | | | | |
| 1-Methylnaphthalene | 11.4 | 11.96 | | ug/L | | 105 | 51 - 120 |
| 2-Methylnaphthalene | 11.4 | 12.52 | | ug/L | | 110 | 56 - 120 |
| Acenaphthene | 11.4 | 11.80 | | ug/L | | 103 | 52 - 120 |
| Acenaphthylene | 11.4 | 13.46 | | ug/L | | 118 | 58 - 120 |
| Anthracene | 11.4 | 11.35 | | ug/L | | 99 | 50 - 120 |
| Benzo[g,h,i]perylene | 11.4 | 9.405 | | ug/L | | 82 | 16 - 120 |
| Benzo[k]fluoranthene | 11.4 | 8.662 | | ug/L | | 76 | 17 - 120 |
| Benzo[a]anthracene | 11.4 | 9.256 | | ug/L | | 81 | 23 - 120 |
| Benzo[a]pyrene | 11.4 | 8.820 | | ug/L | | 77 | 14 - 120 |
| Benzo[b]fluoranthene | 11.4 | 9.446 | | ug/L | | 83 | 16 - 120 |
| Chrysene | 11.4 | 8.728 | | ug/L | | 76 | 24 - 120 |
| Dibenz(a,h)anthracene | 11.4 | 10.45 | | ug/L | | 91 | 16 - 120 |
| Fluoranthene | 11.4 | 10.03 | | ug/L | | 88 | 48 - 120 |
| Fluorene | 11.4 | 12.20 | | ug/L | | 107 | 53 - 120 |
| Indeno[1,2,3-cd]pyrene | 11.4 | 10.35 | | ug/L | | 91 | 16 - 120 |
| Naphthalene | 11.4 | 12.11 | | ug/L | | 106 | 48 - 120 |
| Phenanthrene | 11.4 | 11.34 | | ug/L | | 99 | 49 - 120 |
| Pyrene | 11.4 | 8.699 | | ug/L | | 76 | 39 - 120 |

| Surrogate | LCS | LCS | Limits |
|-------------------------|-----------|-----------|----------|
| | %Recovery | Qualifier | |
| 2-Fluorobiphenyl (Surr) | 108 | | 31 - 169 |
| Nitrobenzene-d5 (Surr) | 137 | | 37 - 188 |
| p-Terphenyl-d14 (Surr) | 82 | | 17 - 155 |

Eurofins Calscience

QC Sample Results

Client: Stantec Consulting Services Inc
 Project/Site: ExxonMobil Gladiola Station / 238000257

Job ID: 570-258455-1

Method: 8270E - Semivolatile Organic Compounds (GC-MS/MS) (Continued)

Lab Sample ID: LCSD 570-667807/3-A
 Matrix: Water
 Analysis Batch: 667850

Client Sample ID: Lab Control Sample Dup
 Prep Type: Total/NA
 Prep Batch: 667807

| Analyte | Spike Added | LCSD Result | LCSD Qualifier | Unit | D | %Rec | %Rec | | RPD | Limit |
|------------------------|-------------|-------------|----------------|------|---|------|----------|-----|-----|-------|
| | | | | | | | Limits | RPD | | |
| 1-Methylnaphthalene | 11.4 | 12.36 | | ug/L | | 108 | 51 - 120 | 3 | 20 | |
| 2-Methylnaphthalene | 11.4 | 12.72 | | ug/L | | 111 | 56 - 120 | 2 | 20 | |
| Acenaphthene | 11.4 | 11.70 | | ug/L | | 102 | 52 - 120 | 1 | 20 | |
| Acenaphthylene | 11.4 | 13.81 | *+ me | ug/L | | 121 | 58 - 120 | 3 | 20 | |
| Anthracene | 11.4 | 12.04 | | ug/L | | 105 | 50 - 120 | 6 | 20 | |
| Benzo[g,h,i]perylene | 11.4 | 9.331 | | ug/L | | 82 | 16 - 120 | 1 | 20 | |
| Benzo[k]fluoranthene | 11.4 | 8.808 | | ug/L | | 77 | 17 - 120 | 2 | 20 | |
| Benzo[a]anthracene | 11.4 | 9.304 | | ug/L | | 81 | 23 - 120 | 1 | 20 | |
| Benzo[a]pyrene | 11.4 | 8.792 | | ug/L | | 77 | 14 - 120 | 0 | 20 | |
| Benzo[b]fluoranthene | 11.4 | 9.481 | | ug/L | | 83 | 16 - 120 | 0 | 20 | |
| Chrysene | 11.4 | 9.003 | | ug/L | | 79 | 24 - 120 | 3 | 20 | |
| Dibenz(a,h)anthracene | 11.4 | 10.47 | | ug/L | | 92 | 16 - 120 | 0 | 20 | |
| Fluoranthene | 11.4 | 11.03 | | ug/L | | 97 | 48 - 120 | 9 | 20 | |
| Fluorene | 11.4 | 12.66 | | ug/L | | 111 | 53 - 120 | 4 | 20 | |
| Indeno[1,2,3-cd]pyrene | 11.4 | 10.13 | | ug/L | | 89 | 16 - 120 | 2 | 20 | |
| Naphthalene | 11.4 | 12.43 | | ug/L | | 109 | 48 - 120 | 3 | 20 | |
| Phenanthrene | 11.4 | 12.62 | | ug/L | | 110 | 49 - 120 | 11 | 20 | |
| Pyrene | 11.4 | 8.652 | | ug/L | | 76 | 39 - 120 | 1 | 20 | |

| Surrogate | LCSD | | Limits |
|-------------------------|-----------|-----------|----------|
| | %Recovery | Qualifier | |
| 2-Fluorobiphenyl (Surr) | 112 | | 31 - 169 |
| Nitrobenzene-d5 (Surr) | 142 | | 37 - 188 |
| p-Terphenyl-d14 (Surr) | 91 | | 17 - 155 |

Method: 300.0 - Anions, Ion Chromatography

Lab Sample ID: MB 570-669461/5
 Matrix: Water
 Analysis Batch: 669461

Client Sample ID: Method Blank
 Prep Type: Total/NA

| Analyte | MB | | RL | MDL | Unit | D | Prepared | Analyzed | Dil Fac |
|----------|--------|-----------|------|-------|------|---|----------|----------------|---------|
| | Result | Qualifier | | | | | | | |
| Chloride | ND | | 1.0 | 0.36 | mg/L | | | 12/13/25 06:40 | 1 |
| Fluoride | ND | | 0.10 | 0.046 | mg/L | | | 12/13/25 06:40 | 1 |

Lab Sample ID: LCS 570-669461/6
 Matrix: Water
 Analysis Batch: 669461

Client Sample ID: Lab Control Sample
 Prep Type: Total/NA

| Analyte | Spike Added | LCS Result | LCS Qualifier | Unit | D | %Rec | %Rec | |
|----------|-------------|------------|---------------|------|---|------|----------|-----|
| | | | | | | | Limits | RPD |
| Chloride | 50.0 | 49.76 | | mg/L | | 100 | 90 - 110 | |
| Fluoride | 2.50 | 2.579 | | mg/L | | 103 | 90 - 110 | |

Lab Sample ID: LCSD 570-669461/7
 Matrix: Water
 Analysis Batch: 669461

Client Sample ID: Lab Control Sample Dup
 Prep Type: Total/NA

| Analyte | Spike Added | LCSD Result | LCSD Qualifier | Unit | D | %Rec | %Rec | | RPD | Limit |
|----------|-------------|-------------|----------------|------|---|------|----------|-----|-----|-------|
| | | | | | | | Limits | RPD | | |
| Chloride | 50.0 | 49.76 | | mg/L | | 100 | 90 - 110 | 0 | 15 | |
| Fluoride | 2.50 | 2.598 | | mg/L | | 104 | 90 - 110 | 1 | 15 | |

Eurofins Calscience

QC Sample Results

Client: Stantec Consulting Services Inc
 Project/Site: ExxonMobil Gladiola Station / 238000257

Job ID: 570-258455-1

Method: 300.0 - Anions, Ion Chromatography

Lab Sample ID: 570-258554-J-1 MS
 Matrix: Water
 Analysis Batch: 669461

Client Sample ID: Matrix Spike
 Prep Type: Total/NA

| Analyte | Sample Result | Sample Qualifier | Spike Added | MS Result | MS Qualifier | Unit | D | %Rec | %Rec Limits |
|----------|---------------|------------------|-------------|-----------|--------------|------|---|------|-------------|
| Chloride | 2.6 | | 50.0 | 55.55 | | mg/L | | 106 | 80 - 120 |
| Fluoride | ND | | 2.50 | 2.723 | | mg/L | | 109 | 80 - 120 |

Lab Sample ID: 570-258554-J-1 MSD
 Matrix: Water
 Analysis Batch: 669461

Client Sample ID: Matrix Spike Duplicate
 Prep Type: Total/NA

| Analyte | Sample Result | Sample Qualifier | Spike Added | MSD Result | MSD Qualifier | Unit | D | %Rec | %Rec Limits | RPD | RPD Limit |
|----------|---------------|------------------|-------------|------------|---------------|------|---|------|-------------|-----|-----------|
| Chloride | 2.6 | | 50.0 | 55.53 | | mg/L | | 106 | 80 - 120 | 0 | 20 |
| Fluoride | ND | | 2.50 | 2.721 | | mg/L | | 109 | 80 - 120 | 0 | 20 |

Method: 200.8 - Metals (ICP/MS)

Lab Sample ID: MB 570-674367/1-A
 Matrix: Water
 Analysis Batch: 674693

Client Sample ID: Method Blank
 Prep Type: Total Recoverable
 Prep Batch: 674367

| Analyte | MB Result | MB Qualifier | RL | MDL | Unit | D | Prepared | Analyzed | Dil Fac |
|---------|-----------|--------------|------|-------|------|---|----------------|----------------|---------|
| Uranium | ND | | 1.00 | 0.207 | ug/L | | 12/23/25 06:29 | 12/23/25 13:24 | 1 |

Lab Sample ID: LCS 570-674367/2-A
 Matrix: Water
 Analysis Batch: 674693

Client Sample ID: Lab Control Sample
 Prep Type: Total Recoverable
 Prep Batch: 674367

| Analyte | Spike Added | LCS Result | LCS Qualifier | Unit | D | %Rec | %Rec Limits |
|---------|-------------|------------|---------------|------|---|------|-------------|
| Uranium | 80.0 | 81.41 | | ug/L | | 102 | 85 - 115 |

Lab Sample ID: LCSD 570-674367/3-A
 Matrix: Water
 Analysis Batch: 674693

Client Sample ID: Lab Control Sample Dup
 Prep Type: Total Recoverable
 Prep Batch: 674367

| Analyte | Spike Added | LCSD Result | LCSD Qualifier | Unit | D | %Rec | %Rec Limits | RPD | RPD Limit |
|---------|-------------|-------------|----------------|------|---|------|-------------|-----|-----------|
| Uranium | 80.0 | 84.51 | | ug/L | | 106 | 85 - 115 | 4 | 20 |

Lab Sample ID: 550-239527-C-1-B MS
 Matrix: Water
 Analysis Batch: 674693

Client Sample ID: Matrix Spike
 Prep Type: Total Recoverable
 Prep Batch: 674367

| Analyte | Sample Result | Sample Qualifier | Spike Added | MS Result | MS Qualifier | Unit | D | %Rec | %Rec Limits |
|---------|---------------|------------------|-------------|-----------|--------------|------|---|------|-------------|
| Uranium | 45.3 | | 80.0 | 125.7 | | ug/L | | 100 | 80 - 120 |

Lab Sample ID: 550-239527-C-1-C MSD
 Matrix: Water
 Analysis Batch: 674693

Client Sample ID: Matrix Spike Duplicate
 Prep Type: Total Recoverable
 Prep Batch: 674367

| Analyte | Sample Result | Sample Qualifier | Spike Added | MSD Result | MSD Qualifier | Unit | D | %Rec | %Rec Limits | RPD | RPD Limit |
|---------|---------------|------------------|-------------|------------|---------------|------|---|------|-------------|-----|-----------|
| Uranium | 45.3 | | 80.0 | 131.0 | | ug/L | | 107 | 80 - 120 | 4 | 20 |

Eurofins Calscience

QC Sample Results

Client: Stantec Consulting Services Inc
 Project/Site: ExxonMobil Gladiola Station / 238000257

Job ID: 570-258455-1

Method: 245.1 - Mercury (CVAA)

Lab Sample ID: MB 570-667082/1-A
 Matrix: Water
 Analysis Batch: 667187

Client Sample ID: Method Blank
 Prep Type: Total/NA
 Prep Batch: 667082

| Analyte | MB Result | MB Qualifier | RL | MDL | Unit | D | Prepared | Analyzed | Dil Fac |
|---------|-----------|--------------|----------|----------|------|---|----------------|----------------|---------|
| Mercury | ND | | 0.000200 | 0.000124 | mg/L | | 12/09/25 09:15 | 12/09/25 13:02 | 1 |

Lab Sample ID: LCS 570-667082/2-A
 Matrix: Water
 Analysis Batch: 667187

Client Sample ID: Lab Control Sample
 Prep Type: Total/NA
 Prep Batch: 667082

| Analyte | Spike Added | LCS Result | LCS Qualifier | Unit | D | %Rec | %Rec Limits |
|---------|-------------|------------|---------------|------|---|------|-------------|
| Mercury | 0.00800 | 0.008062 | | mg/L | | 101 | 85 - 115 |

Lab Sample ID: LCSD 570-667082/3-A
 Matrix: Water
 Analysis Batch: 667187

Client Sample ID: Lab Control Sample Dup
 Prep Type: Total/NA
 Prep Batch: 667082

| Analyte | Spike Added | LCSD Result | LCSD Qualifier | Unit | D | %Rec | %Rec Limits | RPD | RPD Limit |
|---------|-------------|-------------|----------------|------|---|------|-------------|-----|-----------|
| Mercury | 0.00800 | 0.008721 | | mg/L | | 109 | 85 - 115 | 8 | 10 |

Lab Sample ID: 570-258455-1 MS
 Matrix: Water
 Analysis Batch: 667187

Client Sample ID: MW22
 Prep Type: Total/NA
 Prep Batch: 667082

| Analyte | Sample Result | Sample Qualifier | Spike Added | MS Result | MS Qualifier | Unit | D | %Rec | %Rec Limits |
|---------|---------------|------------------|-------------|-----------|--------------|------|---|------|-------------|
| Mercury | ND | F1 | 0.00800 | 0.003340 | F1 | mg/L | | 42 | 85 - 115 |

Lab Sample ID: 570-258455-1 MSD
 Matrix: Water
 Analysis Batch: 667187

Client Sample ID: MW22
 Prep Type: Total/NA
 Prep Batch: 667082

| Analyte | Sample Result | Sample Qualifier | Spike Added | MSD Result | MSD Qualifier | Unit | D | %Rec | %Rec Limits | RPD | RPD Limit |
|---------|---------------|------------------|-------------|------------|---------------|------|---|------|-------------|-----|-----------|
| Mercury | ND | F1 | 0.00800 | 0.003562 | F1 | mg/L | | 45 | 85 - 115 | 6 | 10 |

Method: 6010B - Metals (ICP)

Lab Sample ID: MB 570-674374/1-A
 Matrix: Water
 Analysis Batch: 674835

Client Sample ID: Method Blank
 Prep Type: Total Recoverable
 Prep Batch: 674374

| Analyte | MB Result | MB Qualifier | RL | MDL | Unit | D | Prepared | Analyzed | Dil Fac |
|-----------|-----------|--------------|--------|----------|------|---|----------------|----------------|---------|
| Arsenic | ND | | 0.100 | 0.00986 | mg/L | | 12/23/25 06:36 | 12/23/25 15:19 | 1 |
| Barium | ND | | 0.0100 | 0.00713 | mg/L | | 12/23/25 06:36 | 12/23/25 15:19 | 1 |
| Cadmium | ND | | 0.0100 | 0.000449 | mg/L | | 12/23/25 06:36 | 12/23/25 15:19 | 1 |
| Chromium | ND | | 0.0500 | 0.00814 | mg/L | | 12/23/25 06:36 | 12/23/25 15:19 | 1 |
| Lead | ND | | 0.0500 | 0.00447 | mg/L | | 12/23/25 06:36 | 12/23/25 15:19 | 1 |
| Selenium | ND | | 0.0500 | 0.0145 | mg/L | | 12/23/25 06:36 | 12/23/25 15:19 | 1 |
| Silver | ND | | 0.0100 | 0.00679 | mg/L | | 12/23/25 06:36 | 12/23/25 15:19 | 1 |
| Beryllium | ND | | 0.0100 | 0.00296 | mg/L | | 12/23/25 06:36 | 12/23/25 15:19 | 1 |
| Thallium | ND | | 0.0500 | 0.00670 | mg/L | | 12/23/25 06:36 | 12/23/25 15:19 | 1 |

Eurofins Calscience

QC Sample Results

Client: Stantec Consulting Services Inc
 Project/Site: ExxonMobil Gladiola Station / 238000257

Job ID: 570-258455-1

Method: 6010B - Metals (ICP) (Continued)

Lab Sample ID: LCS 570-674374/2-A
Matrix: Water
Analysis Batch: 674835

Client Sample ID: Lab Control Sample
Prep Type: Total Recoverable
Prep Batch: 674374

| Analyte | Spike Added | LCS Result | LCS Qualifier | Unit | D | %Rec | %Rec Limits |
|-----------|-------------|------------|---------------|------|---|------|-------------|
| Arsenic | 0.500 | 0.4947 | | mg/L | | 99 | 80 - 120 |
| Barium | 0.500 | 0.5019 | | mg/L | | 100 | 80 - 120 |
| Cadmium | 0.500 | 0.4978 | | mg/L | | 100 | 80 - 120 |
| Chromium | 0.500 | 0.5089 | | mg/L | | 102 | 80 - 120 |
| Lead | 0.500 | 0.5077 | | mg/L | | 102 | 80 - 120 |
| Selenium | 0.500 | 0.4780 | | mg/L | | 96 | 80 - 120 |
| Silver | 0.250 | 0.2458 | | mg/L | | 98 | 80 - 120 |
| Beryllium | 0.500 | 0.5002 | | mg/L | | 100 | 80 - 120 |
| Thallium | 0.500 | 0.4751 | | mg/L | | 95 | 80 - 120 |

Lab Sample ID: LCSD 570-674374/3-A
Matrix: Water
Analysis Batch: 674835

Client Sample ID: Lab Control Sample Dup
Prep Type: Total Recoverable
Prep Batch: 674374

| Analyte | Spike Added | LCSD Result | LCSD Qualifier | Unit | D | %Rec | %Rec Limits | RPD | RPD Limit |
|-----------|-------------|-------------|----------------|------|---|------|-------------|-----|-----------|
| Arsenic | 0.500 | 0.5052 | | mg/L | | 101 | 80 - 120 | 2 | 20 |
| Barium | 0.500 | 0.5099 | | mg/L | | 102 | 80 - 120 | 2 | 20 |
| Cadmium | 0.500 | 0.5095 | | mg/L | | 102 | 80 - 120 | 2 | 20 |
| Chromium | 0.500 | 0.5156 | | mg/L | | 103 | 80 - 120 | 1 | 20 |
| Lead | 0.500 | 0.5177 | | mg/L | | 104 | 80 - 120 | 2 | 20 |
| Selenium | 0.500 | 0.4926 | | mg/L | | 99 | 80 - 120 | 3 | 20 |
| Silver | 0.250 | 0.2502 | | mg/L | | 100 | 80 - 120 | 2 | 20 |
| Beryllium | 0.500 | 0.5089 | | mg/L | | 102 | 80 - 120 | 2 | 20 |
| Thallium | 0.500 | 0.4864 | | mg/L | | 97 | 80 - 120 | 2 | 20 |

Lab Sample ID: 570-259327-E-3-B MS
Matrix: Water
Analysis Batch: 674835

Client Sample ID: Matrix Spike
Prep Type: Total Recoverable
Prep Batch: 674374

| Analyte | Sample Result | Sample Qualifier | Spike Added | MS Result | MS Qualifier | Unit | D | %Rec | %Rec Limits |
|-----------|---------------|------------------|-------------|-----------|--------------|------|---|------|-------------|
| Arsenic | ND | | 0.500 | 0.5237 | | mg/L | | 105 | 80 - 140 |
| Barium | 0.0331 | | 0.500 | 0.5262 | | mg/L | | 99 | 87 - 123 |
| Cadmium | ND | | 0.500 | 0.4911 | | mg/L | | 98 | 82 - 124 |
| Chromium | ND | | 0.500 | 0.5087 | | mg/L | | 102 | 86 - 122 |
| Lead | ND | | 0.500 | 0.4933 | | mg/L | | 99 | 84 - 120 |
| Selenium | ND | | 0.500 | 0.4910 | | mg/L | | 98 | 79 - 127 |
| Silver | ND | | 0.250 | 0.2512 | | mg/L | | 100 | 86 - 128 |
| Beryllium | ND | | 0.500 | 0.5069 | | mg/L | | 101 | 89 - 119 |
| Thallium | ND | | 0.500 | 0.4502 | | mg/L | | 90 | 79 - 121 |

Lab Sample ID: 570-259327-E-3-C MSD
Matrix: Water
Analysis Batch: 674835

Client Sample ID: Matrix Spike Duplicate
Prep Type: Total Recoverable
Prep Batch: 674374

| Analyte | Sample Result | Sample Qualifier | Spike Added | MSD Result | MSD Qualifier | Unit | D | %Rec | %Rec Limits | RPD | RPD Limit |
|----------|---------------|------------------|-------------|------------|---------------|------|---|------|-------------|-----|-----------|
| Arsenic | ND | | 0.500 | 0.5439 | | mg/L | | 109 | 80 - 140 | 4 | 11 |
| Barium | 0.0331 | | 0.500 | 0.5444 | | mg/L | | 102 | 87 - 123 | 3 | 6 |
| Cadmium | ND | | 0.500 | 0.5092 | | mg/L | | 102 | 82 - 124 | 4 | 7 |
| Chromium | ND | | 0.500 | 0.5289 | | mg/L | | 106 | 86 - 122 | 4 | 8 |

Eurofins Calscience

QC Sample Results

Client: Stantec Consulting Services Inc
 Project/Site: ExxonMobil Gladiola Station / 238000257

Job ID: 570-258455-1

Method: 6010B - Metals (ICP) (Continued)

Lab Sample ID: 570-259327-E-3-C MSD
 Matrix: Water
 Analysis Batch: 674835

Client Sample ID: Matrix Spike Duplicate
 Prep Type: Total Recoverable
 Prep Batch: 674374

| Analyte | Sample Result | Sample Qualifier | Spike Added | MSD Result | MSD Qualifier | Unit | D | %Rec | %Rec Limits | RPD | RPD Limit |
|-----------|---------------|------------------|-------------|------------|---------------|------|---|------|-------------|-----|-----------|
| Lead | ND | | 0.500 | 0.5128 | | mg/L | | 103 | 84 - 120 | 4 | 7 |
| Selenium | ND | | 0.500 | 0.5157 | | mg/L | | 103 | 79 - 127 | 5 | 9 |
| Silver | ND | | 0.250 | 0.2607 | | mg/L | | 104 | 86 - 128 | 4 | 7 |
| Beryllium | ND | | 0.500 | 0.5262 | | mg/L | | 105 | 89 - 119 | 4 | 8 |
| Thallium | ND | | 0.500 | 0.4745 | | mg/L | | 95 | 79 - 121 | 5 | 8 |

Method: 7470A - Mercury (CVAA)

Lab Sample ID: LB 570-666281/1-C
 Matrix: Water
 Analysis Batch: 666475

Client Sample ID: Method Blank
 Prep Type: TCLP
 Prep Batch: 666417

| Analyte | LB Result | LB Qualifier | RL | MDL | Unit | D | Prepared | Analyzed | Dil Fac |
|---------|-----------|--------------|---------|----------|------|---|----------------|----------------|---------|
| Mercury | ND | | 0.00250 | 0.000705 | mg/L | | 12/08/25 08:58 | 12/08/25 13:33 | 1 |

Lab Sample ID: LCS 570-666281/2-C
 Matrix: Water
 Analysis Batch: 666475

Client Sample ID: Lab Control Sample
 Prep Type: TCLP
 Prep Batch: 666417

| Analyte | Spike Added | LCS Result | LCS Qualifier | Unit | D | %Rec | %Rec Limits |
|---------|-------------|------------|---------------|------|---|------|-------------|
| Mercury | 0.0400 | 0.03790 | | mg/L | | 95 | 80 - 120 |

Lab Sample ID: LCSD 570-666281/3-C
 Matrix: Water
 Analysis Batch: 666475

Client Sample ID: Lab Control Sample Dup
 Prep Type: TCLP
 Prep Batch: 666417

| Analyte | Spike Added | LCSD Result | LCSD Qualifier | Unit | D | %Rec | %Rec Limits | RPD | RPD Limit |
|---------|-------------|-------------|----------------|------|---|------|-------------|-----|-----------|
| Mercury | 0.0400 | 0.04073 | | mg/L | | 102 | 80 - 120 | 7 | 10 |

Lab Sample ID: 570-258219-D-1-E MS
 Matrix: Water
 Analysis Batch: 666475

Client Sample ID: Matrix Spike
 Prep Type: TCLP
 Prep Batch: 666417

| Analyte | Sample Result | Sample Qualifier | Spike Added | MS Result | MS Qualifier | Unit | D | %Rec | %Rec Limits |
|---------|---------------|------------------|-------------|-----------|--------------|------|---|------|-------------|
| Mercury | 0.00121 | J F1 | 0.0400 | 0.03054 | F1 | mg/L | | 73 | 80 - 120 |

Lab Sample ID: 570-258219-D-1-F MSD
 Matrix: Water
 Analysis Batch: 666475

Client Sample ID: Matrix Spike Duplicate
 Prep Type: TCLP
 Prep Batch: 666417

| Analyte | Sample Result | Sample Qualifier | Spike Added | MSD Result | MSD Qualifier | Unit | D | %Rec | %Rec Limits | RPD | RPD Limit |
|---------|---------------|------------------|-------------|------------|---------------|------|---|------|-------------|-----|-----------|
| Mercury | 0.00121 | J F1 | 0.0400 | 0.03051 | F1 | mg/L | | 73 | 80 - 120 | 0 | 20 |

Method: SM 2540C - Solids, Total Dissolved (TDS)

Lab Sample ID: MB 570-667346/1
 Matrix: Water
 Analysis Batch: 667346

Client Sample ID: Method Blank
 Prep Type: Total/NA

| Analyte | MB Result | MB Qualifier | RL | MDL | Unit | D | Prepared | Analyzed | Dil Fac |
|------------------------|-----------|--------------|------|------|------|---|----------|----------------|---------|
| Total Dissolved Solids | ND | | 10.0 | 5.73 | mg/L | | | 12/09/25 15:31 | 1 |

Eurofins Calscience

QC Sample Results

Client: Stantec Consulting Services Inc
 Project/Site: ExxonMobil Gladiola Station / 238000257

Job ID: 570-258455-1

Method: SM 2540C - Solids, Total Dissolved (TDS)

Lab Sample ID: LCS 570-667346/2
 Matrix: Water
 Analysis Batch: 667346

Client Sample ID: Lab Control Sample
 Prep Type: Total/NA

| Analyte | Spike Added | LCS Result | LCS Qualifier | Unit | D | %Rec | %Rec Limits |
|------------------------|-------------|------------|---------------|------|---|------|-------------|
| Total Dissolved Solids | 1000 | 994.0 | | mg/L | | 99 | 85 - 110 |

Lab Sample ID: LCSD 570-667346/3
 Matrix: Water
 Analysis Batch: 667346

Client Sample ID: Lab Control Sample Dup
 Prep Type: Total/NA

| Analyte | Spike Added | LCSD Result | LCSD Qualifier | Unit | D | %Rec | %Rec Limits | RPD | RPD Limit |
|------------------------|-------------|-------------|----------------|------|---|------|-------------|-----|-----------|
| Total Dissolved Solids | 1000 | 990.0 | | mg/L | | 99 | 85 - 110 | 0 | 10 |

Lab Sample ID: 280-218078-A-1 DU
 Matrix: Water
 Analysis Batch: 667346

Client Sample ID: Duplicate
 Prep Type: Total/NA

| Analyte | Sample Result | Sample Qualifier | DU Result | DU Qualifier | Unit | D | RPD | RPD Limit |
|------------------------|---------------|------------------|-----------|--------------|------|---|-----|-----------|
| Total Dissolved Solids | 11000 | | 11260 | | mg/L | | 3 | 8 |

Lab Sample ID: MB 570-668093/1
 Matrix: Water
 Analysis Batch: 668093

Client Sample ID: Method Blank
 Prep Type: Total/NA

| Analyte | MB Result | MB Qualifier | RL | MDL | Unit | D | Prepared | Analyzed | Dil Fac |
|------------------------|-----------|--------------|------|------|------|---|----------|----------------|---------|
| Total Dissolved Solids | ND | | 10.0 | 5.73 | mg/L | | | 12/10/25 17:11 | 1 |

Lab Sample ID: LCS 570-668093/2
 Matrix: Water
 Analysis Batch: 668093

Client Sample ID: Lab Control Sample
 Prep Type: Total/NA

| Analyte | Spike Added | LCS Result | LCS Qualifier | Unit | D | %Rec | %Rec Limits |
|------------------------|-------------|------------|---------------|------|---|------|-------------|
| Total Dissolved Solids | 1000 | 966.0 | | mg/L | | 97 | 85 - 110 |

Lab Sample ID: LCSD 570-668093/3
 Matrix: Water
 Analysis Batch: 668093

Client Sample ID: Lab Control Sample Dup
 Prep Type: Total/NA

| Analyte | Spike Added | LCSD Result | LCSD Qualifier | Unit | D | %Rec | %Rec Limits | RPD | RPD Limit |
|------------------------|-------------|-------------|----------------|------|---|------|-------------|-----|-----------|
| Total Dissolved Solids | 1000 | 946.0 | | mg/L | | 95 | 85 - 110 | 2 | 10 |

Lab Sample ID: 570-258407-I-11 DU
 Matrix: Water
 Analysis Batch: 668093

Client Sample ID: Duplicate
 Prep Type: Total/NA

| Analyte | Sample Result | Sample Qualifier | DU Result | DU Qualifier | Unit | D | RPD | RPD Limit |
|------------------------|---------------|------------------|-----------|--------------|------|---|-----|-----------|
| Total Dissolved Solids | 1340 | | 1246 | | mg/L | | 7 | 8 |

QC Sample Results

Client: Stantec Consulting Services Inc
 Project/Site: ExxonMobil Gladiola Station / 238000257

Job ID: 570-258455-1

Method: SM 4500 CN E - Cyanide, Total

Lab Sample ID: MB 570-665955/2-A
 Matrix: Water
 Analysis Batch: 666014

Client Sample ID: Method Blank
 Prep Type: Total/NA
 Prep Batch: 665955

| Analyte | MB Result | MB Qualifier | RL | MDL | Unit | D | Prepared | Analyzed | Dil Fac |
|----------------|-----------|--------------|--------|---------|------|---|----------------|----------------|---------|
| Cyanide, Total | ND | | 0.0250 | 0.00930 | mg/L | | 12/06/25 10:40 | 12/06/25 12:23 | 1 |

Lab Sample ID: LCS 570-665955/3-A
 Matrix: Water
 Analysis Batch: 666014

Client Sample ID: Lab Control Sample
 Prep Type: Total/NA
 Prep Batch: 665955

| Analyte | Spike Added | LCS Result | LCS Qualifier | Unit | D | %Rec | %Rec Limits |
|----------------|-------------|------------|---------------|------|---|------|-------------|
| Cyanide, Total | 0.100 | 0.09149 | | mg/L | | 91 | 80 - 120 |

Lab Sample ID: LCSD 570-665955/4-A
 Matrix: Water
 Analysis Batch: 666014

Client Sample ID: Lab Control Sample Dup
 Prep Type: Total/NA
 Prep Batch: 665955

| Analyte | Spike Added | LCSD Result | LCSD Qualifier | Unit | D | %Rec | %Rec Limits | RPD | RPD Limit |
|----------------|-------------|-------------|----------------|------|---|------|-------------|-----|-----------|
| Cyanide, Total | 0.100 | 0.09936 | | mg/L | | 99 | 80 - 120 | 8 | 20 |

Lab Sample ID: MRL 570-665955/1-A
 Matrix: Water
 Analysis Batch: 666014

Client Sample ID: Lab Control Sample
 Prep Type: Total/NA
 Prep Batch: 665955

| Analyte | Spike Added | MRL Result | MRL Qualifier | Unit | D | %Rec | %Rec Limits |
|----------------|-------------|------------|---------------|------|---|------|-------------|
| Cyanide, Total | 0.0250 | 0.02365 | J | mg/L | | 95 | 50 - 150 |

Lab Sample ID: 570-258604-D-1-B MS
 Matrix: Water
 Analysis Batch: 666014

Client Sample ID: Matrix Spike
 Prep Type: Total/NA
 Prep Batch: 665955

| Analyte | Sample Result | Sample Qualifier | Spike Added | MS Result | MS Qualifier | Unit | D | %Rec | %Rec Limits |
|----------------|---------------|------------------|-------------|-----------|--------------|------|---|------|-------------|
| Cyanide, Total | ND | | 0.100 | 0.09227 | | mg/L | | 92 | 74 - 115 |

Lab Sample ID: 570-258604-D-1-C MSD
 Matrix: Water
 Analysis Batch: 666014

Client Sample ID: Matrix Spike Duplicate
 Prep Type: Total/NA
 Prep Batch: 665955

| Analyte | Sample Result | Sample Qualifier | Spike Added | MSD Result | MSD Qualifier | Unit | D | %Rec | %Rec Limits | RPD | RPD Limit |
|----------------|---------------|------------------|-------------|------------|---------------|------|---|------|-------------|-----|-----------|
| Cyanide, Total | ND | | 0.100 | 0.09728 | | mg/L | | 97 | 74 - 115 | 5 | 20 |

Lab Sample ID: MB 570-667282/2-A
 Matrix: Water
 Analysis Batch: 667448

Client Sample ID: Method Blank
 Prep Type: Total/NA
 Prep Batch: 667282

| Analyte | MB Result | MB Qualifier | RL | MDL | Unit | D | Prepared | Analyzed | Dil Fac |
|----------------|-----------|--------------|--------|---------|------|---|----------------|----------------|---------|
| Cyanide, Total | ND | | 0.0250 | 0.00930 | mg/L | | 12/09/25 13:52 | 12/09/25 15:49 | 1 |

Lab Sample ID: LCS 570-667282/3-A
 Matrix: Water
 Analysis Batch: 667448

Client Sample ID: Lab Control Sample
 Prep Type: Total/NA
 Prep Batch: 667282

| Analyte | Spike Added | LCS Result | LCS Qualifier | Unit | D | %Rec | %Rec Limits |
|----------------|-------------|------------|---------------|------|---|------|-------------|
| Cyanide, Total | 0.100 | 0.09760 | | mg/L | | 98 | 80 - 120 |

Eurofins Calscience

QC Sample Results

Client: Stantec Consulting Services Inc
 Project/Site: ExxonMobil Gladiola Station / 238000257

Job ID: 570-258455-1

Method: SM 4500 CN E - Cyanide, Total

Lab Sample ID: LCSD 570-667282/4-A
 Matrix: Water
 Analysis Batch: 667448

Client Sample ID: Lab Control Sample Dup
 Prep Type: Total/NA
 Prep Batch: 667282

| Analyte | Spike Added | LCSD Result | LCSD Qualifier | Unit | D | %Rec | %Rec Limits | RPD | RPD Limit |
|----------------|-------------|-------------|----------------|------|---|------|-------------|-----|-----------|
| Cyanide, Total | 0.100 | 0.09590 | | mg/L | | 96 | 80 - 120 | 2 | 20 |

Lab Sample ID: MRL 570-667282/1-A
 Matrix: Water
 Analysis Batch: 667448

Client Sample ID: Lab Control Sample
 Prep Type: Total/NA
 Prep Batch: 667282

| Analyte | Spike Added | MRL Result | MRL Qualifier | Unit | D | %Rec | %Rec Limits | RPD | RPD Limit |
|----------------|-------------|------------|---------------|------|---|------|-------------|-----|-----------|
| Cyanide, Total | 0.0250 | 0.02179 | J | mg/L | | 87 | 50 - 150 | | |

Lab Sample ID: 570-258455-6 MS
 Matrix: Water
 Analysis Batch: 667448

Client Sample ID: MW30
 Prep Type: Total/NA
 Prep Batch: 667282

| Analyte | Sample Result | Sample Qualifier | Spike Added | MS Result | MS Qualifier | Unit | D | %Rec | %Rec Limits | RPD | RPD Limit |
|----------------|---------------|------------------|-------------|-----------|--------------|------|---|------|-------------|-----|-----------|
| Cyanide, Total | ND | | 0.100 | 0.09787 | | mg/L | | 98 | 74 - 115 | | |

Lab Sample ID: 570-258455-6 MSD
 Matrix: Water
 Analysis Batch: 667448

Client Sample ID: MW30
 Prep Type: Total/NA
 Prep Batch: 667282

| Analyte | Sample Result | Sample Qualifier | Spike Added | MSD Result | MSD Qualifier | Unit | D | %Rec | %Rec Limits | RPD | RPD Limit |
|----------------|---------------|------------------|-------------|------------|---------------|------|---|------|-------------|-----|-----------|
| Cyanide, Total | ND | | 0.100 | 0.09514 | | mg/L | | 95 | 74 - 115 | 3 | 20 |

Lab Sample ID: MB 570-667817/2-A
 Matrix: Water
 Analysis Batch: 668020

Client Sample ID: Method Blank
 Prep Type: Total/NA
 Prep Batch: 667817

| Analyte | MB Result | MB Qualifier | RL | MDL | Unit | D | Prepared | Analyzed | Dil | Fac |
|----------------|-----------|--------------|--------|---------|------|---|----------------|----------------|-----|-----|
| Cyanide, Total | ND | | 0.0250 | 0.00930 | mg/L | | 12/10/25 10:55 | 12/10/25 12:44 | | 1 |

Lab Sample ID: LCS 570-667817/3-A
 Matrix: Water
 Analysis Batch: 668020

Client Sample ID: Lab Control Sample
 Prep Type: Total/NA
 Prep Batch: 667817

| Analyte | Spike Added | LCS Result | LCS Qualifier | Unit | D | %Rec | %Rec Limits | RPD | RPD Limit |
|----------------|-------------|------------|---------------|------|---|------|-------------|-----|-----------|
| Cyanide, Total | 0.100 | 0.09808 | | mg/L | | 98 | 80 - 120 | | |

Lab Sample ID: LCSD 570-667817/4-A
 Matrix: Water
 Analysis Batch: 668020

Client Sample ID: Lab Control Sample Dup
 Prep Type: Total/NA
 Prep Batch: 667817

| Analyte | Spike Added | LCSD Result | LCSD Qualifier | Unit | D | %Rec | %Rec Limits | RPD | RPD Limit |
|----------------|-------------|-------------|----------------|------|---|------|-------------|-----|-----------|
| Cyanide, Total | 0.100 | 0.1024 | | mg/L | | 102 | 80 - 120 | 4 | 20 |

Lab Sample ID: MRL 570-667817/1-A
 Matrix: Water
 Analysis Batch: 668020

Client Sample ID: Lab Control Sample
 Prep Type: Total/NA
 Prep Batch: 667817

| Analyte | Spike Added | MRL Result | MRL Qualifier | Unit | D | %Rec | %Rec Limits | RPD | RPD Limit |
|----------------|-------------|------------|---------------|------|---|------|-------------|-----|-----------|
| Cyanide, Total | 0.0250 | 0.02285 | J | mg/L | | 91 | 50 - 150 | | |

Eurofins Calscience

QC Sample Results

Client: Stantec Consulting Services Inc
 Project/Site: ExxonMobil Gladiola Station / 238000257

Job ID: 570-258455-1

Method: SM 4500 CN E - Cyanide, Total

Lab Sample ID: 570-258455-7 MS
Matrix: Water
Analysis Batch: 668020

Client Sample ID: MW31
Prep Type: Total/NA
Prep Batch: 667817

| Analyte | Sample Result | Sample Qualifier | Spike Added | MS Result | MS Qualifier | Unit | D | %Rec | %Rec Limits |
|----------------|---------------|------------------|-------------|-----------|--------------|------|---|------|-------------|
| Cyanide, Total | ND | | 0.100 | 0.09550 | | mg/L | | 96 | 74 - 115 |

Lab Sample ID: 570-258455-7 MSD
Matrix: Water
Analysis Batch: 668020

Client Sample ID: MW31
Prep Type: Total/NA
Prep Batch: 667817

| Analyte | Sample Result | Sample Qualifier | Spike Added | MSD Result | MSD Qualifier | Unit | D | %Rec | %Rec Limits | RPD | RPD Limit |
|----------------|---------------|------------------|-------------|------------|---------------|------|---|------|-------------|-----|-----------|
| Cyanide, Total | ND | | 0.100 | 0.09204 | | mg/L | | 92 | 74 - 115 | 4 | 20 |

- 1
- 2
- 3
- 4
- 5
- 6
- 7
- 8
- 9
- 10
- 11
- 12
- 13
- 14
- 15

Marginal Exceedance (ME) Summary

Client: Stantec Consulting Services Inc
 Project/Site: ExxonMobil Gladiola Station / 238000257

Job ID: 570-258455-1

Method: 8270E - Semivolatile Organic Compounds (GC-MS/MS)

Lab Sample ID: LCSD 570-667807/3-A
 Matrix: Water

Client Sample ID: Lab Control Sample Dup
 Prep Type: Total/NA

| Analyte | Spike Added | LCSD Result | LCSD Qualifier | Unit | %Rec | %Rec. Limits | ME %Rec. Limits | Marginal Exceedance Status |
|------------------------|-------------|-------------|----------------|------|------|--------------|-----------------|----------------------------|
| 1-Methylnaphthalene | 11.4 | 12.36 | | ug/L | 108 | 51 - 120 | 42 - 129 | |
| 2-Methylnaphthalene | 11.4 | 12.72 | | ug/L | 111 | 56 - 120 | 48 - 128 | |
| Acenaphthene | 11.4 | 11.70 | | ug/L | 102 | 52 - 120 | 44 - 128 | |
| Acenaphthylene | 11.4 | 13.81 | *+ me | ug/L | 121 | 58 - 120 | 49 - 129 | ME |
| Anthracene | 11.4 | 12.04 | | ug/L | 105 | 50 - 120 | 40 - 130 | |
| Benzo[g,h,i]perylene | 11.4 | 9.331 | | ug/L | 82 | 16 - 120 | 5 - 131 | |
| Benzo[k]fluoranthene | 11.4 | 8.808 | | ug/L | 77 | 17 - 120 | 6 - 131 | |
| Benzo[a]anthracene | 11.4 | 9.304 | | ug/L | 81 | 23 - 120 | 12 - 131 | |
| Benzo[a]pyrene | 11.4 | 8.792 | | ug/L | 77 | 14 - 120 | 2 - 132 | |
| Benzo[b]fluoranthene | 11.4 | 9.481 | | ug/L | 83 | 16 - 120 | 4 - 132 | |
| Chrysene | 11.4 | 9.003 | | ug/L | 79 | 24 - 120 | 14 - 130 | |
| Dibenz(a,h)anthracene | 11.4 | 10.47 | | ug/L | 92 | 16 - 120 | 5 - 131 | |
| Fluoranthene | 11.4 | 11.03 | | ug/L | 97 | 48 - 120 | 38 - 130 | |
| Fluorene | 11.4 | 12.66 | | ug/L | 111 | 53 - 120 | 44 - 129 | |
| Indeno[1,2,3-cd]pyrene | 11.4 | 10.13 | | ug/L | 89 | 16 - 120 | 4 - 132 | |
| Naphthalene | 11.4 | 12.43 | | ug/L | 109 | 48 - 120 | 38 - 130 | |
| Phenanthrene | 11.4 | 12.62 | | ug/L | 110 | 49 - 120 | 39 - 130 | |
| Pyrene | 11.4 | 8.652 | | ug/L | 76 | 39 - 120 | 30 - 129 | |

Summary

| Number of Analytes Reported | Number of Marginal Exceedances Allowed | Number of Marginal Exceedances Found |
|-----------------------------|--|--------------------------------------|
| 18 | 1 | 1 |

ME = Marginal Exceedance

- 1
- 2
- 3
- 4
- 5
- 6
- 7
- 8
- 9
- 10
- 11
- 12
- 13
- 14
- 15

QC Association Summary

Client: Stantec Consulting Services Inc
 Project/Site: ExxonMobil Gladiola Station / 238000257

Job ID: 570-258455-1

GC/MS VOA

Analysis Batch: 666676

| Lab Sample ID | Client Sample ID | Prep Type | Matrix | Method | Prep Batch |
|---------------------|------------------------|-----------|--------|--------|------------|
| 570-258455-1 | MW22 | Total/NA | Water | 8260B | |
| 570-258455-2 | Trip Blank | Total/NA | Water | 8260B | |
| 570-258455-3 | MW27 | Total/NA | Water | 8260B | |
| 570-258455-4 | MW28 | Total/NA | Water | 8260B | |
| 570-258455-5 | MW29 | Total/NA | Water | 8260B | |
| 570-258455-6 | MW30 | Total/NA | Water | 8260B | |
| 570-258455-7 | MW31 | Total/NA | Water | 8260B | |
| MB 570-666676/5 | Method Blank | Total/NA | Water | 8260B | |
| LCS 570-666676/1002 | Lab Control Sample | Total/NA | Water | 8260B | |
| LCSD 570-666676/3 | Lab Control Sample Dup | Total/NA | Water | 8260B | |

GC/MS Semi VOA

Prep Batch: 667807

| Lab Sample ID | Client Sample ID | Prep Type | Matrix | Method | Prep Batch |
|---------------------|------------------------|-----------|--------|--------|------------|
| 570-258455-1 | MW22 | Total/NA | Water | 3511 | |
| 570-258455-3 | MW27 | Total/NA | Water | 3511 | |
| 570-258455-4 | MW28 | Total/NA | Water | 3511 | |
| 570-258455-5 | MW29 | Total/NA | Water | 3511 | |
| 570-258455-6 | MW30 | Total/NA | Water | 3511 | |
| 570-258455-7 | MW31 | Total/NA | Water | 3511 | |
| MB 570-667807/1-A | Method Blank | Total/NA | Water | 3511 | |
| LCS 570-667807/2-A | Lab Control Sample | Total/NA | Water | 3511 | |
| LCSD 570-667807/3-A | Lab Control Sample Dup | Total/NA | Water | 3511 | |

Analysis Batch: 667850

| Lab Sample ID | Client Sample ID | Prep Type | Matrix | Method | Prep Batch |
|---------------------|------------------------|-----------|--------|--------|------------|
| MB 570-667807/1-A | Method Blank | Total/NA | Water | 8270E | 667807 |
| LCS 570-667807/2-A | Lab Control Sample | Total/NA | Water | 8270E | 667807 |
| LCSD 570-667807/3-A | Lab Control Sample Dup | Total/NA | Water | 8270E | 667807 |

Analysis Batch: 668534

| Lab Sample ID | Client Sample ID | Prep Type | Matrix | Method | Prep Batch |
|---------------|------------------|-----------|--------|--------|------------|
| 570-258455-1 | MW22 | Total/NA | Water | 8270E | 667807 |
| 570-258455-3 | MW27 | Total/NA | Water | 8270E | 667807 |
| 570-258455-4 | MW28 | Total/NA | Water | 8270E | 667807 |
| 570-258455-5 | MW29 | Total/NA | Water | 8270E | 667807 |
| 570-258455-6 | MW30 | Total/NA | Water | 8270E | 667807 |
| 570-258455-7 | MW31 | Total/NA | Water | 8270E | 667807 |

HPLC/IC

Analysis Batch: 669461

| Lab Sample ID | Client Sample ID | Prep Type | Matrix | Method | Prep Batch |
|-------------------|------------------|-----------|--------|--------|------------|
| 570-258455-1 | MW22 | Total/NA | Water | 300.0 | |
| 570-258455-3 | MW27 | Total/NA | Water | 300.0 | |
| 570-258455-3 - DL | MW27 | Total/NA | Water | 300.0 | |
| 570-258455-4 | MW28 | Total/NA | Water | 300.0 | |
| 570-258455-4 - DL | MW28 | Total/NA | Water | 300.0 | |
| 570-258455-5 | MW29 | Total/NA | Water | 300.0 | |
| 570-258455-5 - DL | MW29 | Total/NA | Water | 300.0 | |
| 570-258455-6 | MW30 | Total/NA | Water | 300.0 | |

Eurofins Calscience

QC Association Summary

Client: Stantec Consulting Services Inc
 Project/Site: ExxonMobil Gladiola Station / 238000257

Job ID: 570-258455-1

HPLC/IC (Continued)

Analysis Batch: 669461 (Continued)

| Lab Sample ID | Client Sample ID | Prep Type | Matrix | Method | Prep Batch |
|--------------------|------------------------|-----------|--------|--------|------------|
| 570-258455-6 - DL | MW30 | Total/NA | Water | 300.0 | |
| 570-258455-7 | MW31 | Total/NA | Water | 300.0 | |
| 570-258455-7 - DL | MW31 | Total/NA | Water | 300.0 | |
| MB 570-669461/5 | Method Blank | Total/NA | Water | 300.0 | |
| LCS 570-669461/6 | Lab Control Sample | Total/NA | Water | 300.0 | |
| LCSD 570-669461/7 | Lab Control Sample Dup | Total/NA | Water | 300.0 | |
| 570-258554-J-1 MS | Matrix Spike | Total/NA | Water | 300.0 | |
| 570-258554-J-1 MSD | Matrix Spike Duplicate | Total/NA | Water | 300.0 | |

Metals

Leach Batch: 666281

| Lab Sample ID | Client Sample ID | Prep Type | Matrix | Method | Prep Batch |
|----------------------|------------------------|-----------|--------|--------|------------|
| 570-258455-3 | MW27 | TCLP | Water | 1311 | |
| 570-258455-4 | MW28 | TCLP | Water | 1311 | |
| 570-258455-5 | MW29 | TCLP | Water | 1311 | |
| 570-258455-6 | MW30 | TCLP | Water | 1311 | |
| 570-258455-7 | MW31 | TCLP | Water | 1311 | |
| LB 570-666281/1-C | Method Blank | TCLP | Water | 1311 | |
| LCS 570-666281/2-C | Lab Control Sample | TCLP | Water | 1311 | |
| LCSD 570-666281/3-C | Lab Control Sample Dup | TCLP | Water | 1311 | |
| 570-258219-D-1-E MS | Matrix Spike | TCLP | Water | 1311 | |
| 570-258219-D-1-F MSD | Matrix Spike Duplicate | TCLP | Water | 1311 | |

Prep Batch: 666417

| Lab Sample ID | Client Sample ID | Prep Type | Matrix | Method | Prep Batch |
|----------------------|------------------------|-----------|--------|--------|------------|
| 570-258455-3 | MW27 | TCLP | Water | 7470A | 666281 |
| 570-258455-4 | MW28 | TCLP | Water | 7470A | 666281 |
| 570-258455-5 | MW29 | TCLP | Water | 7470A | 666281 |
| 570-258455-6 | MW30 | TCLP | Water | 7470A | 666281 |
| 570-258455-7 | MW31 | TCLP | Water | 7470A | 666281 |
| LB 570-666281/1-C | Method Blank | TCLP | Water | 7470A | 666281 |
| LCS 570-666281/2-C | Lab Control Sample | TCLP | Water | 7470A | 666281 |
| LCSD 570-666281/3-C | Lab Control Sample Dup | TCLP | Water | 7470A | 666281 |
| 570-258219-D-1-E MS | Matrix Spike | TCLP | Water | 7470A | 666281 |
| 570-258219-D-1-F MSD | Matrix Spike Duplicate | TCLP | Water | 7470A | 666281 |

Analysis Batch: 666475

| Lab Sample ID | Client Sample ID | Prep Type | Matrix | Method | Prep Batch |
|----------------------|------------------------|-----------|--------|--------|------------|
| 570-258455-3 | MW27 | TCLP | Water | 7470A | 666417 |
| 570-258455-4 | MW28 | TCLP | Water | 7470A | 666417 |
| 570-258455-5 | MW29 | TCLP | Water | 7470A | 666417 |
| 570-258455-6 | MW30 | TCLP | Water | 7470A | 666417 |
| 570-258455-7 | MW31 | TCLP | Water | 7470A | 666417 |
| LB 570-666281/1-C | Method Blank | TCLP | Water | 7470A | 666417 |
| LCS 570-666281/2-C | Lab Control Sample | TCLP | Water | 7470A | 666417 |
| LCSD 570-666281/3-C | Lab Control Sample Dup | TCLP | Water | 7470A | 666417 |
| 570-258219-D-1-E MS | Matrix Spike | TCLP | Water | 7470A | 666417 |
| 570-258219-D-1-F MSD | Matrix Spike Duplicate | TCLP | Water | 7470A | 666417 |

Eurofins Calscience

QC Association Summary

Client: Stantec Consulting Services Inc
 Project/Site: ExxonMobil Gladiola Station / 238000257

Job ID: 570-258455-1

Metals

Prep Batch: 667082

| Lab Sample ID | Client Sample ID | Prep Type | Matrix | Method | Prep Batch |
|---------------------|------------------------|-----------|--------|--------|------------|
| 570-258455-1 | MW22 | Total/NA | Water | 245.1 | |
| 570-258455-3 | MW27 | Total/NA | Water | 245.1 | |
| 570-258455-4 | MW28 | Total/NA | Water | 245.1 | |
| 570-258455-5 | MW29 | Total/NA | Water | 245.1 | |
| 570-258455-6 | MW30 | Total/NA | Water | 245.1 | |
| 570-258455-7 | MW31 | Total/NA | Water | 245.1 | |
| MB 570-667082/1-A | Method Blank | Total/NA | Water | 245.1 | |
| LCS 570-667082/2-A | Lab Control Sample | Total/NA | Water | 245.1 | |
| LCSD 570-667082/3-A | Lab Control Sample Dup | Total/NA | Water | 245.1 | |
| 570-258455-1 MS | MW22 | Total/NA | Water | 245.1 | |
| 570-258455-1 MSD | MW22 | Total/NA | Water | 245.1 | |

Analysis Batch: 667187

| Lab Sample ID | Client Sample ID | Prep Type | Matrix | Method | Prep Batch |
|---------------------|------------------------|-----------|--------|--------|------------|
| 570-258455-1 | MW22 | Total/NA | Water | 245.1 | 667082 |
| 570-258455-3 | MW27 | Total/NA | Water | 245.1 | 667082 |
| 570-258455-4 | MW28 | Total/NA | Water | 245.1 | 667082 |
| 570-258455-5 | MW29 | Total/NA | Water | 245.1 | 667082 |
| 570-258455-6 | MW30 | Total/NA | Water | 245.1 | 667082 |
| 570-258455-7 | MW31 | Total/NA | Water | 245.1 | 667082 |
| MB 570-667082/1-A | Method Blank | Total/NA | Water | 245.1 | 667082 |
| LCS 570-667082/2-A | Lab Control Sample | Total/NA | Water | 245.1 | 667082 |
| LCSD 570-667082/3-A | Lab Control Sample Dup | Total/NA | Water | 245.1 | 667082 |
| 570-258455-1 MS | MW22 | Total/NA | Water | 245.1 | 667082 |
| 570-258455-1 MSD | MW22 | Total/NA | Water | 245.1 | 667082 |

Prep Batch: 674367

| Lab Sample ID | Client Sample ID | Prep Type | Matrix | Method | Prep Batch |
|----------------------|------------------------|-------------------|--------|--------|------------|
| 570-258455-1 | MW22 | Total Recoverable | Water | 200.8 | |
| 570-258455-3 | MW27 | Total Recoverable | Water | 200.8 | |
| 570-258455-4 | MW28 | Total Recoverable | Water | 200.8 | |
| 570-258455-5 | MW29 | Total Recoverable | Water | 200.8 | |
| 570-258455-6 | MW30 | Total Recoverable | Water | 200.8 | |
| 570-258455-7 | MW31 | Total Recoverable | Water | 200.8 | |
| MB 570-674367/1-A | Method Blank | Total Recoverable | Water | 200.8 | |
| LCS 570-674367/2-A | Lab Control Sample | Total Recoverable | Water | 200.8 | |
| LCSD 570-674367/3-A | Lab Control Sample Dup | Total Recoverable | Water | 200.8 | |
| 550-239527-C-1-B MS | Matrix Spike | Total Recoverable | Water | 200.8 | |
| 550-239527-C-1-C MSD | Matrix Spike Duplicate | Total Recoverable | Water | 200.8 | |

Prep Batch: 674374

| Lab Sample ID | Client Sample ID | Prep Type | Matrix | Method | Prep Batch |
|---------------------|------------------------|-------------------|--------|--------|------------|
| 570-258455-1 | MW22 | Total Recoverable | Water | 3005A | |
| 570-258455-3 | MW27 | Total Recoverable | Water | 3005A | |
| 570-258455-4 | MW28 | Total Recoverable | Water | 3005A | |
| 570-258455-5 | MW29 | Total Recoverable | Water | 3005A | |
| 570-258455-6 | MW30 | Total Recoverable | Water | 3005A | |
| 570-258455-7 | MW31 | Total Recoverable | Water | 3005A | |
| MB 570-674374/1-A | Method Blank | Total Recoverable | Water | 3005A | |
| LCS 570-674374/2-A | Lab Control Sample | Total Recoverable | Water | 3005A | |
| LCSD 570-674374/3-A | Lab Control Sample Dup | Total Recoverable | Water | 3005A | |

Eurofins Calscience

QC Association Summary

Client: Stantec Consulting Services Inc
 Project/Site: ExxonMobil Gladiola Station / 238000257

Job ID: 570-258455-1

Metals (Continued)

Prep Batch: 674374 (Continued)

| Lab Sample ID | Client Sample ID | Prep Type | Matrix | Method | Prep Batch |
|----------------------|------------------------|-------------------|--------|--------|------------|
| 570-259327-E-3-B MS | Matrix Spike | Total Recoverable | Water | 3005A | |
| 570-259327-E-3-C MSD | Matrix Spike Duplicate | Total Recoverable | Water | 3005A | |

Analysis Batch: 674693

| Lab Sample ID | Client Sample ID | Prep Type | Matrix | Method | Prep Batch |
|----------------------|------------------------|-------------------|--------|--------|------------|
| 570-258455-1 | MW22 | Total Recoverable | Water | 200.8 | 674367 |
| 570-258455-3 | MW27 | Total Recoverable | Water | 200.8 | 674367 |
| 570-258455-4 | MW28 | Total Recoverable | Water | 200.8 | 674367 |
| 570-258455-5 | MW29 | Total Recoverable | Water | 200.8 | 674367 |
| 570-258455-6 | MW30 | Total Recoverable | Water | 200.8 | 674367 |
| 570-258455-7 | MW31 | Total Recoverable | Water | 200.8 | 674367 |
| MB 570-674367/1-A | Method Blank | Total Recoverable | Water | 200.8 | 674367 |
| LCS 570-674367/2-A | Lab Control Sample | Total Recoverable | Water | 200.8 | 674367 |
| LCS D 570-674367/3-A | Lab Control Sample Dup | Total Recoverable | Water | 200.8 | 674367 |
| 550-239527-C-1-B MS | Matrix Spike | Total Recoverable | Water | 200.8 | 674367 |
| 550-239527-C-1-C MSD | Matrix Spike Duplicate | Total Recoverable | Water | 200.8 | 674367 |

Analysis Batch: 674835

| Lab Sample ID | Client Sample ID | Prep Type | Matrix | Method | Prep Batch |
|----------------------|------------------------|-------------------|--------|--------|------------|
| 570-258455-3 | MW27 | Total Recoverable | Water | 6010B | 674374 |
| 570-258455-4 | MW28 | Total Recoverable | Water | 6010B | 674374 |
| MB 570-674374/1-A | Method Blank | Total Recoverable | Water | 6010B | 674374 |
| LCS 570-674374/2-A | Lab Control Sample | Total Recoverable | Water | 6010B | 674374 |
| LCS D 570-674374/3-A | Lab Control Sample Dup | Total Recoverable | Water | 6010B | 674374 |
| 570-259327-E-3-B MS | Matrix Spike | Total Recoverable | Water | 6010B | 674374 |
| 570-259327-E-3-C MSD | Matrix Spike Duplicate | Total Recoverable | Water | 6010B | 674374 |

Analysis Batch: 674951

| Lab Sample ID | Client Sample ID | Prep Type | Matrix | Method | Prep Batch |
|---------------|------------------|-------------------|--------|--------|------------|
| 570-258455-1 | MW22 | Total Recoverable | Water | 6010B | 674374 |
| 570-258455-5 | MW29 | Total Recoverable | Water | 6010B | 674374 |
| 570-258455-6 | MW30 | Total Recoverable | Water | 6010B | 674374 |
| 570-258455-7 | MW31 | Total Recoverable | Water | 6010B | 674374 |

General Chemistry

Prep Batch: 665955

| Lab Sample ID | Client Sample ID | Prep Type | Matrix | Method | Prep Batch |
|----------------------|------------------------|-----------|--------|--------------|------------|
| 570-258455-1 | MW22 | Total/NA | Water | SM 4500 CN C | |
| 570-258455-3 | MW27 | Total/NA | Water | SM 4500 CN C | |
| 570-258455-4 | MW28 | Total/NA | Water | SM 4500 CN C | |
| 570-258455-5 | MW29 | Total/NA | Water | SM 4500 CN C | |
| MB 570-665955/2-A | Method Blank | Total/NA | Water | SM 4500 CN C | |
| LCS 570-665955/3-A | Lab Control Sample | Total/NA | Water | SM 4500 CN C | |
| LCS D 570-665955/4-A | Lab Control Sample Dup | Total/NA | Water | SM 4500 CN C | |
| MRL 570-665955/1-A | Lab Control Sample | Total/NA | Water | SM 4500 CN C | |
| 570-258604-D-1-B MS | Matrix Spike | Total/NA | Water | SM 4500 CN C | |
| 570-258604-D-1-C MSD | Matrix Spike Duplicate | Total/NA | Water | SM 4500 CN C | |

Eurofins Calscience

QC Association Summary

Client: Stantec Consulting Services Inc
 Project/Site: ExxonMobil Gladiola Station / 238000257

Job ID: 570-258455-1

General Chemistry

Analysis Batch: 666014

| Lab Sample ID | Client Sample ID | Prep Type | Matrix | Method | Prep Batch |
|----------------------|------------------------|-----------|--------|--------------|------------|
| 570-258455-1 | MW22 | Total/NA | Water | SM 4500 CN E | 665955 |
| 570-258455-3 | MW27 | Total/NA | Water | SM 4500 CN E | 665955 |
| 570-258455-4 | MW28 | Total/NA | Water | SM 4500 CN E | 665955 |
| 570-258455-5 | MW29 | Total/NA | Water | SM 4500 CN E | 665955 |
| MB 570-665955/2-A | Method Blank | Total/NA | Water | SM 4500 CN E | 665955 |
| LCS 570-665955/3-A | Lab Control Sample | Total/NA | Water | SM 4500 CN E | 665955 |
| LCSD 570-665955/4-A | Lab Control Sample Dup | Total/NA | Water | SM 4500 CN E | 665955 |
| MRL 570-665955/1-A | Lab Control Sample | Total/NA | Water | SM 4500 CN E | 665955 |
| 570-258604-D-1-B MS | Matrix Spike | Total/NA | Water | SM 4500 CN E | 665955 |
| 570-258604-D-1-C MSD | Matrix Spike Duplicate | Total/NA | Water | SM 4500 CN E | 665955 |

Prep Batch: 667282

| Lab Sample ID | Client Sample ID | Prep Type | Matrix | Method | Prep Batch |
|---------------------|------------------------|-----------|--------|--------------|------------|
| 570-258455-6 | MW30 | Total/NA | Water | SM 4500 CN C | |
| MB 570-667282/2-A | Method Blank | Total/NA | Water | SM 4500 CN C | |
| LCS 570-667282/3-A | Lab Control Sample | Total/NA | Water | SM 4500 CN C | |
| LCSD 570-667282/4-A | Lab Control Sample Dup | Total/NA | Water | SM 4500 CN C | |
| MRL 570-667282/1-A | Lab Control Sample | Total/NA | Water | SM 4500 CN C | |
| 570-258455-6 MS | MW30 | Total/NA | Water | SM 4500 CN C | |
| 570-258455-6 MSD | MW30 | Total/NA | Water | SM 4500 CN C | |

Analysis Batch: 667346

| Lab Sample ID | Client Sample ID | Prep Type | Matrix | Method | Prep Batch |
|-------------------|------------------------|-----------|--------|----------|------------|
| 570-258455-5 | MW29 | Total/NA | Water | SM 2540C | |
| 570-258455-6 | MW30 | Total/NA | Water | SM 2540C | |
| MB 570-667346/1 | Method Blank | Total/NA | Water | SM 2540C | |
| LCS 570-667346/2 | Lab Control Sample | Total/NA | Water | SM 2540C | |
| LCSD 570-667346/3 | Lab Control Sample Dup | Total/NA | Water | SM 2540C | |
| 280-218078-A-1 DU | Duplicate | Total/NA | Water | SM 2540C | |

Analysis Batch: 667448

| Lab Sample ID | Client Sample ID | Prep Type | Matrix | Method | Prep Batch |
|---------------------|------------------------|-----------|--------|--------------|------------|
| 570-258455-6 | MW30 | Total/NA | Water | SM 4500 CN E | 667282 |
| MB 570-667282/2-A | Method Blank | Total/NA | Water | SM 4500 CN E | 667282 |
| LCS 570-667282/3-A | Lab Control Sample | Total/NA | Water | SM 4500 CN E | 667282 |
| LCSD 570-667282/4-A | Lab Control Sample Dup | Total/NA | Water | SM 4500 CN E | 667282 |
| MRL 570-667282/1-A | Lab Control Sample | Total/NA | Water | SM 4500 CN E | 667282 |
| 570-258455-6 MS | MW30 | Total/NA | Water | SM 4500 CN E | 667282 |
| 570-258455-6 MSD | MW30 | Total/NA | Water | SM 4500 CN E | 667282 |

Prep Batch: 667817

| Lab Sample ID | Client Sample ID | Prep Type | Matrix | Method | Prep Batch |
|---------------------|------------------------|-----------|--------|--------------|------------|
| 570-258455-7 | MW31 | Total/NA | Water | SM 4500 CN C | |
| MB 570-667817/2-A | Method Blank | Total/NA | Water | SM 4500 CN C | |
| LCS 570-667817/3-A | Lab Control Sample | Total/NA | Water | SM 4500 CN C | |
| LCSD 570-667817/4-A | Lab Control Sample Dup | Total/NA | Water | SM 4500 CN C | |
| MRL 570-667817/1-A | Lab Control Sample | Total/NA | Water | SM 4500 CN C | |
| 570-258455-7 MS | MW31 | Total/NA | Water | SM 4500 CN C | |
| 570-258455-7 MSD | MW31 | Total/NA | Water | SM 4500 CN C | |

Eurofins Calscience

QC Association Summary

Client: Stantec Consulting Services Inc
 Project/Site: ExxonMobil Gladiola Station / 238000257

Job ID: 570-258455-1

General Chemistry

Analysis Batch: 668020

| Lab Sample ID | Client Sample ID | Prep Type | Matrix | Method | Prep Batch |
|---------------------|------------------------|-----------|--------|--------------|------------|
| 570-258455-7 | MW31 | Total/NA | Water | SM 4500 CN E | 667817 |
| MB 570-667817/2-A | Method Blank | Total/NA | Water | SM 4500 CN E | 667817 |
| LCS 570-667817/3-A | Lab Control Sample | Total/NA | Water | SM 4500 CN E | 667817 |
| LCSD 570-667817/4-A | Lab Control Sample Dup | Total/NA | Water | SM 4500 CN E | 667817 |
| MRL 570-667817/1-A | Lab Control Sample | Total/NA | Water | SM 4500 CN E | 667817 |
| 570-258455-7 MS | MW31 | Total/NA | Water | SM 4500 CN E | 667817 |
| 570-258455-7 MSD | MW31 | Total/NA | Water | SM 4500 CN E | 667817 |

Analysis Batch: 668093

| Lab Sample ID | Client Sample ID | Prep Type | Matrix | Method | Prep Batch |
|--------------------|------------------------|-----------|--------|----------|------------|
| 570-258455-1 | MW22 | Total/NA | Water | SM 2540C | |
| 570-258455-3 | MW27 | Total/NA | Water | SM 2540C | |
| 570-258455-4 | MW28 | Total/NA | Water | SM 2540C | |
| 570-258455-7 | MW31 | Total/NA | Water | SM 2540C | |
| MB 570-668093/1 | Method Blank | Total/NA | Water | SM 2540C | |
| LCS 570-668093/2 | Lab Control Sample | Total/NA | Water | SM 2540C | |
| LCSD 570-668093/3 | Lab Control Sample Dup | Total/NA | Water | SM 2540C | |
| 570-258407-I-11 DU | Duplicate | Total/NA | Water | SM 2540C | |

Lab Chronicle

Client: Stantec Consulting Services Inc
 Project/Site: ExxonMobil Gladiola Station / 238000257

Job ID: 570-258455-1

Client Sample ID: MW22

Lab Sample ID: 570-258455-1

Date Collected: 12/04/25 09:00

Matrix: Water

Date Received: 12/05/25 10:10

| Prep Type | Batch Type | Batch Method | Run | Dil Factor | Initial Amount | Final Amount | Batch Number | Prepared or Analyzed | Analyst | Lab |
|------------------------|------------|--------------|-----|------------|----------------|--------------|--------------|----------------------|---------|-----------|
| Total/NA | Analysis | 8260B | | 1 | 20 mL | 20 mL | 666676 | 12/09/25 05:46 | KHF2 | EET CAL 4 |
| Instrument ID: GCMSVV | | | | | | | | | | |
| Total/NA | Prep | 3511 | | | 34.3 mL | 2 mL | 667807 | 12/10/25 10:40 | UGM4 | EET CAL 4 |
| Total/NA | Analysis | 8270E | | 1 | | | 668534 | 12/11/25 19:02 | CG | EET CAL 4 |
| Instrument ID: GCTQ5 | | | | | | | | | | |
| Total/NA | Analysis | 300.0 | | 1 | 4 mL | 4 mL | 669461 | 12/13/25 11:46 | UIP1 | EET CAL 4 |
| Instrument ID: IC27 | | | | | | | | | | |
| Total Recoverable | Prep | 200.8 | | | 50 mL | 50 mL | 674367 | 12/23/25 10:45 | SU8Q | EET CAL 4 |
| Total Recoverable | Analysis | 200.8 | | 1 | | | 674693 | 12/23/25 14:42 | C0YH | EET CAL 4 |
| Instrument ID: ICPMS11 | | | | | | | | | | |
| Total/NA | Prep | 245.1 | | | 25 mL | 50 mL | 667082 | 12/09/25 09:15 | VCN7 | EET CAL 4 |
| Total/NA | Analysis | 245.1 | | 1 | | | 667187 | 12/09/25 13:08 | JP8N | EET CAL 4 |
| Instrument ID: HG9 | | | | | | | | | | |
| Total Recoverable | Prep | 3005A | | | 50 mL | 50 mL | 674374 | 12/23/25 10:08 | SU8Q | EET CAL 4 |
| Total Recoverable | Analysis | 6010B | | 1 | | | 674951 | 12/23/25 18:11 | P1R | EET CAL 4 |
| Instrument ID: ICP11 | | | | | | | | | | |
| Total/NA | Analysis | SM 2540C | | 1 | 100 mL | 100 mL | 668093 | 12/10/25 17:11 | ZL7L | EET CAL 4 |
| Instrument ID: NOEQUIP | | | | | | | | | | |
| Total/NA | Prep | SM 4500 CN C | | | 50 mL | 50 mL | 665955 | 12/06/25 13:08 | ZVB7 | EET CAL 4 |
| Total/NA | Analysis | SM 4500 CN E | | 1 | 0.250 mL | 0.250 mL | 666014 | 12/06/25 15:08 | ZVB7 | EET CAL 4 |
| Instrument ID: UVD-01 | | | | | | | | | | |

Client Sample ID: Trip Blank

Lab Sample ID: 570-258455-2

Date Collected: 12/04/25 09:00

Matrix: Water

Date Received: 12/05/25 10:10

| Prep Type | Batch Type | Batch Method | Run | Dil Factor | Initial Amount | Final Amount | Batch Number | Prepared or Analyzed | Analyst | Lab |
|-----------------------|------------|--------------|-----|------------|----------------|--------------|--------------|----------------------|---------|-----------|
| Total/NA | Analysis | 8260B | | 1 | 20 mL | 20 mL | 666676 | 12/09/25 02:30 | KHF2 | EET CAL 4 |
| Instrument ID: GCMSVV | | | | | | | | | | |

Client Sample ID: MW27

Lab Sample ID: 570-258455-3

Date Collected: 12/04/25 11:30

Matrix: Water

Date Received: 12/05/25 10:10

| Prep Type | Batch Type | Batch Method | Run | Dil Factor | Initial Amount | Final Amount | Batch Number | Prepared or Analyzed | Analyst | Lab |
|-----------------------|------------|--------------|-----|------------|----------------|--------------|--------------|----------------------|---------|-----------|
| Total/NA | Analysis | 8260B | | 1 | 20 mL | 20 mL | 666676 | 12/09/25 03:44 | KHF2 | EET CAL 4 |
| Instrument ID: GCMSVV | | | | | | | | | | |
| Total/NA | Prep | 3511 | | | 34.6 mL | 2 mL | 667807 | 12/10/25 10:40 | UGM4 | EET CAL 4 |
| Total/NA | Analysis | 8270E | | 1 | | | 668534 | 12/11/25 19:26 | CG | EET CAL 4 |
| Instrument ID: GCTQ5 | | | | | | | | | | |
| Total/NA | Analysis | 300.0 | | 1 | 4 mL | 4 mL | 669461 | 12/13/25 12:03 | UIP1 | EET CAL 4 |
| Instrument ID: IC27 | | | | | | | | | | |
| Total/NA | Analysis | 300.0 | DL | 10 | 4 mL | 4 mL | 669461 | 12/13/25 13:57 | UIP1 | EET CAL 4 |
| Instrument ID: IC27 | | | | | | | | | | |

Eurofins Calscience

Lab Chronicle

Client: Stantec Consulting Services Inc
 Project/Site: ExxonMobil Gladiola Station / 238000257

Job ID: 570-258455-1

Client Sample ID: MW27

Lab Sample ID: 570-258455-3

Date Collected: 12/04/25 11:30

Matrix: Water

Date Received: 12/05/25 10:10

| Prep Type | Batch Type | Batch Method | Run | Dil Factor | Initial Amount | Final Amount | Batch Number | Prepared or Analyzed | Analyst | Lab |
|------------------------|------------|--------------|-----|------------|----------------|--------------|--------------|----------------------|---------|-----------|
| Total Recoverable | Prep | 200.8 | | | 50 mL | 50 mL | 674367 | 12/23/25 10:45 | SU8Q | EET CAL 4 |
| Total Recoverable | Analysis | 200.8 | | 1 | | | 674693 | 12/23/25 14:39 | C0YH | EET CAL 4 |
| Instrument ID: ICPMS11 | | | | | | | | | | |
| Total/NA | Prep | 245.1 | | | 25 mL | 50 mL | 667082 | 12/09/25 09:15 | VCN7 | EET CAL 4 |
| Total/NA | Analysis | 245.1 | | 1 | | | 667187 | 12/09/25 13:14 | JP8N | EET CAL 4 |
| Instrument ID: HG9 | | | | | | | | | | |
| Total Recoverable | Prep | 3005A | | | 50 mL | 50 mL | 674374 | 12/23/25 10:08 | SU8Q | EET CAL 4 |
| Total Recoverable | Analysis | 6010B | | 1 | | | 674835 | 12/23/25 18:03 | P1R | EET CAL 4 |
| Instrument ID: ICP11 | | | | | | | | | | |
| TCLP | Leach | 1311 | | | 100 mL | 100 mL | 666281 | 12/08/25 00:49 | XBO9 | EET CAL 4 |
| TCLP | Prep | 7470A | | | 5 mL | 50 mL | 666417 | 12/08/25 08:58 | VCN7 | EET CAL 4 |
| TCLP | Analysis | 7470A | | 1 | | | 666475 | 12/08/25 13:47 | JP8N | EET CAL 4 |
| Instrument ID: HG9 | | | | | | | | | | |
| Total/NA | Analysis | SM 2540C | | 1 | 100 mL | 100 mL | 668093 | 12/10/25 17:11 | ZL7L | EET CAL 4 |
| Instrument ID: NOEQUIP | | | | | | | | | | |
| Total/NA | Prep | SM 4500 CN C | | | 50 mL | 50 mL | 665955 | 12/06/25 13:08 | ZVB7 | EET CAL 4 |
| Total/NA | Analysis | SM 4500 CN E | | 1 | 0.250 mL | 0.250 mL | 666014 | 12/06/25 15:09 | ZVB7 | EET CAL 4 |
| Instrument ID: UVD-01 | | | | | | | | | | |

Client Sample ID: MW28

Lab Sample ID: 570-258455-4

Date Collected: 12/04/25 12:30

Matrix: Water

Date Received: 12/05/25 10:10

| Prep Type | Batch Type | Batch Method | Run | Dil Factor | Initial Amount | Final Amount | Batch Number | Prepared or Analyzed | Analyst | Lab |
|------------------------|------------|--------------|-----|------------|----------------|--------------|--------------|----------------------|---------|-----------|
| Total/NA | Analysis | 8260B | | 1 | 20 mL | 20 mL | 666676 | 12/09/25 04:08 | KHF2 | EET CAL 4 |
| Instrument ID: GCMSVV | | | | | | | | | | |
| Total/NA | Prep | 3511 | | | 35 mL | 2 mL | 667807 | 12/10/25 10:40 | UGM4 | EET CAL 4 |
| Total/NA | Analysis | 8270E | | 1 | | | 668534 | 12/11/25 19:51 | CG | EET CAL 4 |
| Instrument ID: GCTQ5 | | | | | | | | | | |
| Total/NA | Analysis | 300.0 | | 1 | 4 mL | 4 mL | 669461 | 12/13/25 12:19 | UIP1 | EET CAL 4 |
| Instrument ID: IC27 | | | | | | | | | | |
| Total/NA | Analysis | 300.0 | DL | 10 | 4 mL | 4 mL | 669461 | 12/13/25 14:14 | UIP1 | EET CAL 4 |
| Instrument ID: IC27 | | | | | | | | | | |
| Total Recoverable | Prep | 200.8 | | | 50 mL | 50 mL | 674367 | 12/23/25 10:45 | SU8Q | EET CAL 4 |
| Total Recoverable | Analysis | 200.8 | | 1 | | | 674693 | 12/23/25 14:36 | C0YH | EET CAL 4 |
| Instrument ID: ICPMS11 | | | | | | | | | | |
| Total/NA | Prep | 245.1 | | | 25 mL | 50 mL | 667082 | 12/09/25 09:15 | VCN7 | EET CAL 4 |
| Total/NA | Analysis | 245.1 | | 1 | | | 667187 | 12/09/25 13:16 | JP8N | EET CAL 4 |
| Instrument ID: HG9 | | | | | | | | | | |
| Total Recoverable | Prep | 3005A | | | 50 mL | 50 mL | 674374 | 12/23/25 10:08 | SU8Q | EET CAL 4 |
| Total Recoverable | Analysis | 6010B | | 1 | | | 674835 | 12/23/25 18:00 | P1R | EET CAL 4 |
| Instrument ID: ICP11 | | | | | | | | | | |
| TCLP | Leach | 1311 | | | 100 mL | 100 mL | 666281 | 12/08/25 00:49 | XBO9 | EET CAL 4 |
| TCLP | Prep | 7470A | | | 5 mL | 50 mL | 666417 | 12/08/25 08:58 | VCN7 | EET CAL 4 |
| TCLP | Analysis | 7470A | | 1 | | | 666475 | 12/08/25 13:49 | JP8N | EET CAL 4 |
| Instrument ID: HG9 | | | | | | | | | | |

Eurofins Calscience

Lab Chronicle

Client: Stantec Consulting Services Inc
 Project/Site: ExxonMobil Gladiola Station / 238000257

Job ID: 570-258455-1

Client Sample ID: MW28

Lab Sample ID: 570-258455-4

Date Collected: 12/04/25 12:30

Matrix: Water

Date Received: 12/05/25 10:10

| Prep Type | Batch Type | Batch Method | Run | Dil Factor | Initial Amount | Final Amount | Batch Number | Prepared or Analyzed | Analyst | Lab |
|-----------------------|------------|--------------|-----|------------|----------------|--------------|--------------|----------------------|---------|-----------|
| Total/NA | Analysis | SM 2540C | | 1 | 100 mL | 100 mL | 668093 | 12/10/25 17:11 | ZL7L | EET CAL 4 |
| Total/NA | Prep | SM 4500 CN C | | | 50 mL | 50 mL | 665955 | 12/06/25 13:08 | ZVB7 | EET CAL 4 |
| Total/NA | Analysis | SM 4500 CN E | | 1 | 0.250 mL | 0.250 mL | 666014 | 12/06/25 15:09 | ZVB7 | EET CAL 4 |
| Instrument ID: UVD-01 | | | | | | | | | | |

Client Sample ID: MW29

Lab Sample ID: 570-258455-5

Date Collected: 12/03/25 14:45

Matrix: Water

Date Received: 12/05/25 10:10

| Prep Type | Batch Type | Batch Method | Run | Dil Factor | Initial Amount | Final Amount | Batch Number | Prepared or Analyzed | Analyst | Lab |
|------------------------|------------|--------------|-----|------------|----------------|--------------|--------------|----------------------|---------|-----------|
| Total/NA | Analysis | 8260B | | 1 | 20 mL | 20 mL | 666676 | 12/09/25 04:33 | KHF2 | EET CAL 4 |
| Instrument ID: GCMSVV | | | | | | | | | | |
| Total/NA | Prep | 3511 | | | 34.5 mL | 2 mL | 667807 | 12/10/25 10:40 | UGM4 | EET CAL 4 |
| Total/NA | Analysis | 8270E | | 1 | | | 668534 | 12/11/25 20:15 | CG | EET CAL 4 |
| Instrument ID: GCTQ5 | | | | | | | | | | |
| Total/NA | Analysis | 300.0 | | 1 | 4 mL | 4 mL | 669461 | 12/13/25 09:23 | UIP1 | EET CAL 4 |
| Instrument ID: IC27 | | | | | | | | | | |
| Total/NA | Analysis | 300.0 | DL | 10 | 4 mL | 4 mL | 669461 | 12/13/25 12:52 | UIP1 | EET CAL 4 |
| Instrument ID: IC27 | | | | | | | | | | |
| Total Recoverable | Prep | 200.8 | | | 50 mL | 50 mL | 674367 | 12/23/25 10:45 | SU8Q | EET CAL 4 |
| Total Recoverable | Analysis | 200.8 | | 1 | | | 674693 | 12/23/25 14:47 | C0YH | EET CAL 4 |
| Instrument ID: ICPMS11 | | | | | | | | | | |
| Total/NA | Prep | 245.1 | | | 25 mL | 50 mL | 667082 | 12/09/25 09:15 | VCN7 | EET CAL 4 |
| Total/NA | Analysis | 245.1 | | 1 | | | 667187 | 12/09/25 13:17 | JP8N | EET CAL 4 |
| Instrument ID: HG9 | | | | | | | | | | |
| Total Recoverable | Prep | 3005A | | | 50 mL | 50 mL | 674374 | 12/23/25 10:08 | SU8Q | EET CAL 4 |
| Total Recoverable | Analysis | 6010B | | 1 | | | 674951 | 12/23/25 18:16 | P1R | EET CAL 4 |
| Instrument ID: ICP11 | | | | | | | | | | |
| TCLP | Leach | 1311 | | | 100 mL | 100 mL | 666281 | 12/08/25 00:49 | XBO9 | EET CAL 4 |
| TCLP | Prep | 7470A | | | 5 mL | 50 mL | 666417 | 12/08/25 08:58 | VCN7 | EET CAL 4 |
| TCLP | Analysis | 7470A | | 1 | | | 666475 | 12/08/25 13:50 | JP8N | EET CAL 4 |
| Instrument ID: HG9 | | | | | | | | | | |
| Total/NA | Analysis | SM 2540C | | 1 | 100 mL | 100 mL | 667346 | 12/09/25 15:31 | ZL7L | EET CAL 4 |
| Instrument ID: NOEQUIP | | | | | | | | | | |
| Total/NA | Prep | SM 4500 CN C | | | 50 mL | 50 mL | 665955 | 12/06/25 13:08 | ZVB7 | EET CAL 4 |
| Total/NA | Analysis | SM 4500 CN E | | 1 | 0.250 mL | 0.250 mL | 666014 | 12/06/25 15:09 | ZVB7 | EET CAL 4 |
| Instrument ID: UVD-01 | | | | | | | | | | |

Client Sample ID: MW30

Lab Sample ID: 570-258455-6

Date Collected: 12/03/25 14:00

Matrix: Water

Date Received: 12/05/25 10:10

| Prep Type | Batch Type | Batch Method | Run | Dil Factor | Initial Amount | Final Amount | Batch Number | Prepared or Analyzed | Analyst | Lab |
|-----------------------|------------|--------------|-----|------------|----------------|--------------|--------------|----------------------|---------|-----------|
| Total/NA | Analysis | 8260B | | 1 | 20 mL | 20 mL | 666676 | 12/09/25 04:57 | KHF2 | EET CAL 4 |
| Instrument ID: GCMSVV | | | | | | | | | | |

Eurofins Calscience

Lab Chronicle

Client: Stantec Consulting Services Inc
 Project/Site: ExxonMobil Gladiola Station / 238000257

Job ID: 570-258455-1

Client Sample ID: MW30

Lab Sample ID: 570-258455-6

Date Collected: 12/03/25 14:00

Matrix: Water

Date Received: 12/05/25 10:10

| Prep Type | Batch Type | Batch Method | Run | Dil Factor | Initial Amount | Final Amount | Batch Number | Prepared or Analyzed | Analyst | Lab |
|------------------------|------------|--------------|-----|------------|----------------|--------------|--------------|----------------------|---------|-----------|
| Total/NA | Prep | 3511 | | | 34.2 mL | 2 mL | 667807 | 12/10/25 10:40 | UGM4 | EET CAL 4 |
| Total/NA | Analysis | 8270E | | 1 | | | 668534 | 12/11/25 20:39 | CG | EET CAL 4 |
| Instrument ID: GCTQ5 | | | | | | | | | | |
| Total/NA | Analysis | 300.0 | | 1 | 4 mL | 4 mL | 669461 | 12/13/25 09:39 | UIP1 | EET CAL 4 |
| Instrument ID: IC27 | | | | | | | | | | |
| Total/NA | Analysis | 300.0 | DL | 10 | 4 mL | 4 mL | 669461 | 12/13/25 13:08 | UIP1 | EET CAL 4 |
| Instrument ID: IC27 | | | | | | | | | | |
| Total Recoverable | Prep | 200.8 | | | 50 mL | 50 mL | 674367 | 12/23/25 10:45 | SU8Q | EET CAL 4 |
| Total Recoverable | Analysis | 200.8 | | 1 | | | 674693 | 12/23/25 14:45 | C0YH | EET CAL 4 |
| Instrument ID: ICPMS11 | | | | | | | | | | |
| Total/NA | Prep | 245.1 | | | 25 mL | 50 mL | 667082 | 12/09/25 09:15 | VCN7 | EET CAL 4 |
| Total/NA | Analysis | 245.1 | | 1 | | | 667187 | 12/09/25 13:19 | JP8N | EET CAL 4 |
| Instrument ID: HG9 | | | | | | | | | | |
| Total Recoverable | Prep | 3005A | | | 50 mL | 50 mL | 674374 | 12/23/25 10:08 | SU8Q | EET CAL 4 |
| Total Recoverable | Analysis | 6010B | | 1 | | | 674951 | 12/23/25 18:14 | P1R | EET CAL 4 |
| Instrument ID: ICP11 | | | | | | | | | | |
| TCLP | Leach | 1311 | | | 100 mL | 100 mL | 666281 | 12/08/25 00:49 | XBO9 | EET CAL 4 |
| TCLP | Prep | 7470A | | | 5 mL | 50 mL | 666417 | 12/08/25 08:58 | VCN7 | EET CAL 4 |
| TCLP | Analysis | 7470A | | 1 | | | 666475 | 12/08/25 13:52 | JP8N | EET CAL 4 |
| Instrument ID: HG9 | | | | | | | | | | |
| Total/NA | Analysis | SM 2540C | | 1 | 100 mL | 100 mL | 667346 | 12/09/25 15:31 | ZL7L | EET CAL 4 |
| Instrument ID: NOEQUIP | | | | | | | | | | |
| Total/NA | Prep | SM 4500 CN C | | | 50 mL | 50 mL | 667282 | 12/09/25 13:52 | ZVB7 | EET CAL 4 |
| Total/NA | Analysis | SM 4500 CN E | | 1 | 0.250 mL | 0.250 mL | 667448 | 12/09/25 15:53 | ZVB7 | EET CAL 4 |
| Instrument ID: UVD-01 | | | | | | | | | | |

Client Sample ID: MW31

Lab Sample ID: 570-258455-7

Date Collected: 12/04/25 10:30

Matrix: Water

Date Received: 12/05/25 10:10

| Prep Type | Batch Type | Batch Method | Run | Dil Factor | Initial Amount | Final Amount | Batch Number | Prepared or Analyzed | Analyst | Lab |
|------------------------|------------|--------------|-----|------------|----------------|--------------|--------------|----------------------|---------|-----------|
| Total/NA | Analysis | 8260B | | 1 | 20 mL | 20 mL | 666676 | 12/09/25 05:22 | KHF2 | EET CAL 4 |
| Instrument ID: GCMSV | | | | | | | | | | |
| Total/NA | Prep | 3511 | | | 34.8 mL | 2 mL | 667807 | 12/10/25 10:40 | UGM4 | EET CAL 4 |
| Total/NA | Analysis | 8270E | | 1 | | | 668534 | 12/11/25 21:03 | CG | EET CAL 4 |
| Instrument ID: GCTQ5 | | | | | | | | | | |
| Total/NA | Analysis | 300.0 | | 1 | 4 mL | 4 mL | 669461 | 12/13/25 12:35 | UIP1 | EET CAL 4 |
| Instrument ID: IC27 | | | | | | | | | | |
| Total/NA | Analysis | 300.0 | DL | 10 | 4 mL | 4 mL | 669461 | 12/13/25 15:03 | UIP1 | EET CAL 4 |
| Instrument ID: IC27 | | | | | | | | | | |
| Total Recoverable | Prep | 200.8 | | | 50 mL | 50 mL | 674367 | 12/23/25 10:45 | SU8Q | EET CAL 4 |
| Total Recoverable | Analysis | 200.8 | | 1 | | | 674693 | 12/23/25 14:50 | C0YH | EET CAL 4 |
| Instrument ID: ICPMS11 | | | | | | | | | | |

Eurofins Calscience

Lab Chronicle

Client: Stantec Consulting Services Inc
 Project/Site: ExxonMobil Gladiola Station / 238000257

Job ID: 570-258455-1

Client Sample ID: MW31

Lab Sample ID: 570-258455-7

Date Collected: 12/04/25 10:30

Matrix: Water

Date Received: 12/05/25 10:10

| Prep Type | Batch Type | Batch Method | Run | Dil Factor | Initial Amount | Final Amount | Batch Number | Prepared or Analyzed | Analyst | Lab |
|------------------------|------------|--------------|-----|------------|----------------|--------------|--------------|----------------------|---------|-----------|
| Total/NA | Prep | 245.1 | | | 25 mL | 50 mL | 667082 | 12/09/25 09:15 | VCN7 | EET CAL 4 |
| Total/NA | Analysis | 245.1 | | 1 | | | 667187 | 12/09/25 13:25 | JP8N | EET CAL 4 |
| Instrument ID: HG9 | | | | | | | | | | |
| Total Recoverable | Prep | 3005A | | | 50 mL | 50 mL | 674374 | 12/23/25 10:08 | SU8Q | EET CAL 4 |
| Total Recoverable | Analysis | 6010B | | 1 | | | 674951 | 12/23/25 18:18 | P1R | EET CAL 4 |
| Instrument ID: ICP11 | | | | | | | | | | |
| TCLP | Leach | 1311 | | | 100 mL | 100 mL | 666281 | 12/08/25 00:49 | XBO9 | EET CAL 4 |
| TCLP | Prep | 7470A | | | 5 mL | 50 mL | 666417 | 12/08/25 08:58 | VCN7 | EET CAL 4 |
| TCLP | Analysis | 7470A | | 1 | | | 666475 | 12/08/25 13:54 | JP8N | EET CAL 4 |
| Instrument ID: HG9 | | | | | | | | | | |
| Total/NA | Analysis | SM 2540C | | 1 | 100 mL | 100 mL | 668093 | 12/10/25 17:11 | ZL7L | EET CAL 4 |
| Instrument ID: NOEQUIP | | | | | | | | | | |
| Total/NA | Prep | SM 4500 CN C | | | 50 mL | 50 mL | 667817 | 12/10/25 10:55 | ZVB7 | EET CAL 4 |
| Total/NA | Analysis | SM 4500 CN E | | 1 | 0.250 mL | 0.250 mL | 668020 | 12/10/25 12:47 | ZVB7 | EET CAL 4 |
| Instrument ID: UVD-01 | | | | | | | | | | |

* This procedure uses a method stipulated length of time for the process. Both start and end times are displayed.

Laboratory References:

EET CAL 4 = Eurofins Calscience Tustin, 2841 Dow Avenue, Tustin, CA 92780, TEL (714)895-5494

Accreditation/Certification Summary

Client: Stantec Consulting Services Inc
Project/Site: ExxonMobil Gladiola Station / 238000257

Job ID: 570-258455-1

Laboratory: Eurofins Calscience

The accreditations/certifications listed below are applicable to this report.

| Authority | Program | Identification Number | Expiration Date |
|-----------|---------|-----------------------|-----------------|
| Oregon | NELAP | 4175 | 02-02-26 |

- 1
- 2
- 3
- 4
- 5
- 6
- 7
- 8
- 9
- 10
- 11
- 12
- 13
- 14
- 15

Method Summary

Client: Stantec Consulting Services Inc
 Project/Site: ExxonMobil Gladiola Station / 238000257

Job ID: 570-258455-1

| Method | Method Description | Protocol | Laboratory |
|--------------|--|----------|------------|
| 8260B | Volatile Organic Compounds (GC/MS) | SW846 | EET CAL 4 |
| 8270E | Semivolatile Organic Compounds (GC-MS/MS) | SW846 | EET CAL 4 |
| 300.0 | Anions, Ion Chromatography | EPA | EET CAL 4 |
| 200.8 | Metals (ICP/MS) | EPA | EET CAL 4 |
| 245.1 | Mercury (CVAA) | EPA | EET CAL 4 |
| 6010B | Metals (ICP) | SW846 | EET CAL 4 |
| 7470A | Mercury (CVAA) | SW846 | EET CAL 4 |
| SM 2540C | Solids, Total Dissolved (TDS) | SM | EET CAL 4 |
| SM 4500 CN E | Cyanide, Total | SM | EET CAL 4 |
| 1311 | TCLP Extraction | SW846 | EET CAL 4 |
| 200.8 | Preparation, Total Recoverable Metals | EPA | EET CAL 4 |
| 245.1 | Preparation, Mercury | EPA | EET CAL 4 |
| 3005A | Preparation, Total Recoverable or Dissolved Metals | SW846 | EET CAL 4 |
| 3511 | Microextraction of Organic Compounds | SW846 | EET CAL 4 |
| 5030C | Purge and Trap | SW846 | EET CAL 4 |
| 7470A | Preparation, Mercury | SW846 | EET CAL 4 |
| SM 4500 CN C | Cyanide, Distillation | SM | EET CAL 4 |

Protocol References:

- EPA = US Environmental Protection Agency
- SM = "Standard Methods For The Examination Of Water And Wastewater"
- SW846 = "Test Methods For Evaluating Solid Waste, Physical/Chemical Methods", Third Edition, November 1986 And Its Updates.

Laboratory References:

EET CAL 4 = Eurofins Calscience Tustin, 2841 Dow Avenue, Tustin, CA 92780, TEL (714)895-5494

3

eurolins
 2011 WYSE SUIT 100
 TUSTIN, CA 92780
 TEL: (714) 895-5494 . FAX: (714) 894-7501

Site Name
 Provide MRN for retail or AFE for major projects
Retail Project (MRN)
Major Project (AFE)
Project Name ExxonMobil Gladiola Station / 238000257

CHAIN OF CUSTODY RECORD
 DATE: 12-4-25
 PAGE: 3 OF 4

ExxonMobil Engr: Chris Bear

258445

| LABORATORY CLIENT: Stantec | | | | GLOBAL ID #/ COELT LOG CODE: | | | | EMES Sub Agreement #A2604415 | | | | | | | | | | | | | | |
|--|-----------------------|--------------------------|----------|---|---------|--------------|------------------------|---|---|-------------------------------|---------------------------------|----------------------|-------------------|--|--|--|--|--|--|----------------|--|-------|
| ADDRESS: 4572 Telephone Road #916 | | | | PROJECT CONTACT: James Anderson | | | | LAB USE ONLY <input type="checkbox"/> <input type="checkbox"/> - <input type="checkbox"/> <input type="checkbox"/> | | | | | | | | | | | | | | |
| CITY: Ventura, CA 93003 | | | | SAMPLER(S): Mark Lach | | | | COOLER RECEIPT Temp = _____ °C | | | | | | | | | | | | | | |
| TEL: 805 701 1420 | | FAX: 805-457-8956 | | James.Anderson@Stantec.com | | | | | | | | | | | | | | | | | | |
| TURNAROUND TIME <input type="checkbox"/> SAM <input type="checkbox"/> 24 HR <input type="checkbox"/> 48 HR <input type="checkbox"/> 72 HR <input type="checkbox"/> 5 DAYS <input checked="" type="checkbox"/> 10 DAYS | | | | REQUESTED ANALYSIS | | | | | | | | | | | | | | | | | | |
| SPECIAL REQUIREMENTS (ADDITIONAL COSTS MAY APPLY) <input checked="" type="checkbox"/> RWQCB REPORTING <input type="checkbox"/> ARCHIVE SAMPLES UNTIL _____ / _____ / _____ | | | | | | | | | | | | | | | | | | | | | | |
| SPECIAL INSTRUCTIONS: New Mexico Site Report J values. | | | | | | | | | | | | | | | | | | | | | | |
| LAB USE ONLY | SAMPLE ID | Field Point Name | SAMPLING | | MAT-RIX | NO. OF CONT. | EPA 8260B LL VOCH only | EPA 8270E_LL_OOQ SVOCs/PAHs | EPA 8010B As, Ba, Be, Cd, Cr, Cyanide, Pb, Se, Ag and Thallium + EPA 246.1 Hg | EPA 300.0 Fluoride & chloride | SM 2540C Total Dissolved Solids | SM-4500-CN-E Cyanide | EPA 200.8 Uranium | | | | | | | CONTAINER TYPE | | |
| | | | DATE | TIME | | | | | | | | | | | | | | | | | | |
| 1 | MW-24 | - | | | W | 8 | X | X | X | X | X | X | X | | | | | | | | 3 vials with HCL, 2-1L Amber Glass, 250mL Plastic with HNO3, 2-250mL Plastic | LNAPL |
| 2 | MW-25 | - | | | W | 8 | X | X | X | X | X | X | X | | | | | | | | 3 vials with HCL, 2-1L Amber Glass, 250mL Plastic with HNO3, 2-250mL Plastic | LNAPL |
| 3 | MW-26 | - | | | W | 8 | X | X | X | X | X | X | X | | | | | | | | 3 vials with HCL, 2-1L Amber Glass, 250mL Plastic with HNO3, 2-250mL Plastic | |
| 4 | MW-27 | MW27 | 12-4-25 | 11:30 | W | 8 | X | X | X | X | X | X | X | | | | | | | | 3 vials with HCL, 2-1L Amber Glass, 250mL Plastic with HNO3, 2-250mL Plastic | |
| 5 | MW-28 | MW28 | ↓ | 12:30 | W | 8 | X | X | X | X | X | X | X | | | | | | | | 3 vials with HCL, 2-1L Amber Glass, 250mL Plastic with HNO3, 2-250mL Plastic | |
| 6 | MW-29 | MW29 | 12-3-25 | 14:45 | W | 8 | X | X | X | X | X | X | X | | | | | | | | 3 vials with HCL, 2-1L Amber Glass, 250mL Plastic with HNO3, 2-250mL Plastic | |
| 7 | MW-30 | MW30 | ↓ | 14:00 | W | 8 | X | X | X | X | X | X | X | | | | | | | | 3 vials with HCL, 2-1L Amber Glass, 250mL Plastic with HNO3, 2-250mL Plastic | |
| 8 | MW-31 | MW31 | 12-4-25 | 10:30 | W | 8 | X | X | X | X | X | X | X | | | | | | | | 3 vials with HCL, 2-1L Amber Glass, 250mL Plastic with HNO3, 2-250mL Plastic | |
| 9 | MW-32 | - | | | W | 8 | X | X | X | X | X | X | X | | | | | | | | 3 vials with HCL, 2-1L Amber Glass, 250mL Plastic with HNO3, 2-250mL Plastic | |
| 10 | MW-33 | - | | | W | 8 | X | X | X | X | X | X | X | | | | | | | | 3 vials with HCL, 2-1L Amber Glass, 250mL Plastic with HNO3, 2-250mL Plastic | |
| 11 | MW-34 | - | | | W | 8 | X | X | X | X | X | X | X | | | | | | | | 3 vials with HCL, 2-1L Amber Glass, 250mL Plastic with HNO3, 2-250mL Plastic | |
| 12 | Trip Blank | - | | | W | 2 | X | | | | | | | | | | | | | | | |
| Relinquished by: (Signature) <i>Mark Lach</i> | | | | Received by: (Signature) <i>Felley</i> | | | | Date, & Time: <u>12-4-25 15:46</u> | | | | | | | | | | | | | | |
| Relinquished by: (Signature) <i>Felley</i> | | | | Received by: (Signature) <i>Mu Jui EC</i> | | | | Date, & Time: <u>12/5/25 1010</u> | | | | | | | | | | | | | | |
| Relinquished by: (Signature) | | | | Received by: (Signature) | | | | Date, & Time: | | | | | | | | | | | | | | |

3
4
5
6
7
8

1.8/1.3 IPI

1
2
3
4
5
6
7
8
9
10
11
12
13
14
15

ORIGIN ID:DTHA (714) 895-5494
STANTEC
EUROFINS CALSCIENCE
2841 DOW AVE
SUITE 100
TUSTIN, CA 92780
UNITED STATES US

SHIP DATE: 04DEC25
ACTWGT: 20.00 LB
CAD: 1533735/INET4535
BILL SENDER

TO **SAMPLE RECEIVING**
EUROFINS CALSCIENCE-TUSTIN
2841 DOW AVENUE
SUITE 100
TUSTIN CA 92780

58HJM2C22/59F2

(714) 895-5494 REF:
INV: DEPT:
PO:




FRI - 05 DEC 12:00P
PRIORITY OVERNIGHT

TRK# 8867 4201 2990
0201

92 DTHA

92780
CA-US SNA



570-258455 Waybill

After printing this label:
CONSIGNEE COPY - PLEASE PLACE IN FRONT OF POUCH
1. Fold the printed page along the horizontal line.
2. Place label in shipping pouch and affix it to your shipment.

Use of this system constitutes your agreement to the service conditions in the current FedEx Service Guide, available on fedex.com. FedEx will not be responsible for any claim in excess of \$100 per package, whether the result of loss, damage, delay, non-delivery, misdelivery, or misinformation, unless you declare a higher value, pay an additional charge, document your actual loss and file a timely claim. Limitations found in the current FedEx Service Guide apply. Your right to recover from FedEx for any loss, including intrinsic value of the package, loss of sales, income interest, profit, attorney's fees, costs, and other forms of damage whether direct, incidental, consequential, or special is limited to the greater of \$100 or the authorized declared value. Recovery cannot exceed actual documented loss. Maximum for items of extraordinary value is \$1,000, e.g. jewelry, precious metals, negotiable instruments and other items listed in our Service Guide. Written claims must be filed within strict time limits, see current FedEx Service Guide.

- 1
- 2
- 3
- 4
- 5
- 6
- 7
- 8
- 9
- 10
- 11
- 12
- 13
- 14
- 15

Login Sample Receipt Checklist

Client: Stantec Consulting Services Inc

Job Number: 570-258455-1

Login Number: 258455

List Source: Eurofins Calscience

List Number: 1

Creator: Le, Sunny

| Question | Answer | Comment |
|--|--------|---------|
| Radioactivity wasn't checked or is <=/ background as measured by a survey meter. | N/A | |
| The cooler's custody seal, if present, is intact. | True | |
| Sample custody seals, if present, are intact. | True | |
| The cooler or samples do not appear to have been compromised or tampered with. | True | |
| Samples were received on ice. | True | |
| Cooler Temperature is acceptable. | True | |
| Cooler Temperature is recorded. | True | |
| COC is present. | True | |
| COC is filled out in ink and legible. | True | |
| COC is filled out with all pertinent information. | True | |
| Is the Field Sampler's name present on COC? | True | |
| There are no discrepancies between the containers received and the COC. | True | |
| Samples are received within Holding Time (excluding tests with immediate HTs) | True | |
| Sample containers have legible labels. | True | |
| Containers are not broken or leaking. | True | |
| Sample collection date/times are provided. | True | |
| Appropriate sample containers are used. | True | |
| Sample bottles are completely filled. | True | |
| Sample Preservation Verified. | True | |
| There is sufficient vol. for all requested analyses, incl. any requested MS/MSDs | True | |
| Containers requiring zero headspace have no headspace or bubble is <6mm (1/4"). | True | |
| Multiphasic samples are not present. | True | |
| Samples do not require splitting or compositing. | True | |
| Residual Chlorine Checked. | N/A | |

- 1
- 2
- 3
- 4
- 5
- 6
- 7
- 8
- 9
- 10
- 11
- 12
- 13
- 14
- 15



Environment Testing

- 1
- 2
- 3
- 4
- 5
- 6
- 7
- 8
- 9
- 10
- 11
- 12
- 13
- 14
- 15

ANALYTICAL REPORT

PREPARED FOR

Attn: Mr. James Anderson
Stantec Consulting Services Inc
4572 Telephone Road #916
Ventura, California 93003

Generated 12/19/2025 1:28:40 PM

JOB DESCRIPTION

ExxonMobil Gladiola Station / 238000257

JOB NUMBER

570-258602-1

Eurofins Calscience
2841 Dow Avenue
Suite 100
Tustin CA 92780




Eurofins Calscience

Job Notes

This report may not be reproduced except in full, and with written approval from the laboratory. The results relate only to the samples tested. For questions please contact the Project Manager at the e-mail address or telephone number listed on this page.

The test results in this report relate only to the samples as received by the laboratory and will meet all requirements of the methodology, with any exceptions noted. This report shall not be reproduced except in full, without the express written approval of the laboratory. All questions should be directed to the Eurofins Calscience Project Manager.

Authorization



Generated
12/19/2025 1:28:40 PM

Authorized for release by
Hailley Coleman, Project Manager I
Hailley.Coleman@et.eurofinsus.com
(657)210-6385

Client: Stantec Consulting Services Inc
Project/Site: ExxonMobil Gladiola Station / 238000257

Laboratory Job ID: 570-258602-1

- 1
- 2
- 3
- 4
- 5
- 6
- 7
- 8
- 9
- 10
- 11
- 12
- 13
- 14
- 15

Table of Contents

| | |
|----------------------------------|----|
| Cover Page | 1 |
| Table of Contents | 3 |
| Sample Summary | 4 |
| Definitions/Glossary | 5 |
| Case Narrative | 7 |
| Detection Summary | 9 |
| Client Sample Results | 11 |
| Surrogate Summary | 35 |
| QC Sample Results | 36 |
| QC Association Summary | 50 |
| Lab Chronicle | 55 |
| Certification Summary | 61 |
| Method Summary | 62 |
| Chain of Custody | 63 |
| Receipt Checklists | 65 |

Sample Summary

Client: Stantec Consulting Services Inc
Project/Site: ExxonMobil Gladiola Station / 238000257

Job ID: 570-258602-1

| Lab Sample ID | Client Sample ID | Matrix | Collected | Received | Sample Origin |
|---------------|------------------|--------|----------------|----------------|---------------|
| 570-258602-1 | MW-32 | Water | 12/03/25 13:30 | 12/05/25 10:50 | New Mexico |
| 570-258602-2 | MW-33 | Water | 12/03/25 11:00 | 12/05/25 10:50 | New Mexico |
| 570-258602-3 | MW-34 | Water | 12/03/25 10:15 | 12/05/25 10:50 | New Mexico |
| 570-258602-4 | Trip Blank | Water | 12/03/25 14:45 | 12/05/25 10:50 | New Mexico |
| 570-258602-5 | MW-35 | Water | 12/03/25 12:00 | 12/05/25 10:50 | New Mexico |
| 570-258602-6 | MW-36 | Water | 12/03/25 11:30 | 12/05/25 10:50 | New Mexico |
| 570-258602-7 | MW-37 | Water | 12/03/25 09:30 | 12/05/25 10:50 | New Mexico |
| 570-258602-8 | MW-38 | Water | 12/03/25 08:45 | 12/05/25 10:50 | New Mexico |
| 570-258602-9 | MW-39 | Water | 12/03/25 12:50 | 12/05/25 10:50 | New Mexico |

- 1
- 2
- 3
- 4
- 5
- 6
- 7
- 8
- 9
- 10
- 11
- 12
- 13
- 14
- 15

Definitions/Glossary

Client: Stantec Consulting Services Inc
 Project/Site: ExxonMobil Gladiola Station / 238000257

Job ID: 570-258602-1

Qualifiers

GC/MS VOA

| Qualifier | Qualifier Description |
|-----------|--|
| *+ | LCS and/or LCSD is outside acceptance limits, high biased. |
| J | Result is less than the RL but greater than or equal to the MDL and the concentration is an approximate value. |
| me | LCS Recovery is within Marginal Exceedance (ME) control limit range (± 4 SD from the mean). |

GC/MS Semi VOA

| Qualifier | Qualifier Description |
|-----------|--|
| *+ | LCS and/or LCSD is outside acceptance limits, high biased. |
| I | Value is EMPC (estimated maximum possible concentration). |
| J | Result is less than the RL but greater than or equal to the MDL and the concentration is an approximate value. |
| me | LCS Recovery is within Marginal Exceedance (ME) control limit range (± 4 SD from the mean). |

Metals

| Qualifier | Qualifier Description |
|-----------|--|
| F1 | MS and/or MSD recovery exceeds control limits. |
| J | Result is less than the RL but greater than or equal to the MDL and the concentration is an approximate value. |

General Chemistry

| Qualifier | Qualifier Description |
|-----------|--|
| J | Result is less than the RL but greater than or equal to the MDL and the concentration is an approximate value. |

Glossary

| Abbreviation | These commonly used abbreviations may or may not be present in this report. |
|----------------|---|
| ☼ | Listed under the "D" column to designate that the result is reported on a dry weight basis |
| %R | Percent Recovery |
| CFL | Contains Free Liquid |
| CFU | Colony Forming Unit |
| CNF | Contains No Free Liquid |
| DER | Duplicate Error Ratio (normalized absolute difference) |
| Dil Fac | Dilution Factor |
| DL | Detection Limit (DoD/DOE) |
| DL, RA, RE, IN | Indicates a Dilution, Re-analysis, Re-extraction, or additional Initial metals/anion analysis of the sample |
| DLC | Decision Level Concentration (Radiochemistry) |
| EDL | Estimated Detection Limit (Dioxin) |
| LOD | Limit of Detection (DoD/DOE) |
| LOQ | Limit of Quantitation (DoD/DOE) |
| MCL | EPA recommended "Maximum Contaminant Level" |
| MDA | Minimum Detectable Activity (Radiochemistry) |
| MDC | Minimum Detectable Concentration (Radiochemistry) |
| MDL | Method Detection Limit |
| ML | Minimum Level (Dioxin) |
| MPN | Most Probable Number |
| MQL | Method Quantitation Limit |
| NC | Not Calculated |
| ND | Not Detected at the reporting limit (or MDL or EDL if shown) |
| NEG | Negative / Absent |
| POS | Positive / Present |
| PQL | Practical Quantitation Limit |
| PRES | Presumptive |
| QC | Quality Control |
| RER | Relative Error Ratio (Radiochemistry) |
| RL | Reporting Limit or Requested Limit (Radiochemistry) |
| RPD | Relative Percent Difference, a measure of the relative difference between two points |
| TEF | Toxicity Equivalent Factor (Dioxin) |
| TEQ | Toxicity Equivalent Quotient (Dioxin) |

Eurofins Calscience

Definitions/Glossary

Client: Stantec Consulting Services Inc
Project/Site: ExxonMobil Gladiola Station / 238000257

Job ID: 570-258602-1

Glossary (Continued)

| Abbreviation | These commonly used abbreviations may or may not be present in this report. |
|--------------|---|
| TNTC | Too Numerous To Count |

1

2

3

4

5

6

7

8

9

10

11

12

13

14

15

Case Narrative

Client: Stantec Consulting Services Inc
Project: ExxonMobil Gladiola Station / 238000257

Job ID: 570-258602-1

Job ID: 570-258602-1

Eurofins Calscience

Job Narrative 570-258602-1

The analytical test results presented in this report meet all requirements of the associated regulatory program listed on the Accreditation/Certification Summary Page, unless otherwise noted. Data qualifiers and/or narrative comments are included to explain any exceptions, if applicable. Regulated compliance samples (e.g. SDWA, NPDES) must comply with associated agency requirements/permits.

- Matrix-specific batch QC (e.g., MS, MSD, SD) may not be reported when insufficient sample volume is available or when site-specific QC samples are not submitted. In such cases, a Laboratory Control Sample Duplicate (LCSD) may be analyzed to provide precision data for the batch.
- For samples analyzed using surrogate and/or isotope dilution analytes, any recoveries falling outside of established acceptance criteria are re-prepared and/or re-analyzed to confirm results, unless the deviation is due to sample dilution or otherwise explained in the case narrative.

Receipt

The samples were received on 12/5/2025 10:50 AM. Unless otherwise noted below, the samples arrived in good condition, and, where required, properly preserved and on ice. The temperature of the cooler at receipt time was 2.0°C.

GC/MS VOA

Method 8260B_LL: Internal standard (ISTD) response for TBA-d9 for the following sample in analytical batch 570-666193 was outside acceptance criteria: (CCVIS 570-666193/3). This ISTD does not correspond to any of the requested target compounds reported from this analytical batch; therefore, the data have been reported.

Method 8260B_LL: Insufficient sample volume was available to perform a matrix spike/matrix spike duplicate (MS/MSD) associated with analytical batch 570-666193. The laboratory control sample (LCS) was performed in duplicate (LCSD) to provide precision data for this batch.

Method 8260B_LL: The laboratory control sample (LCS) and laboratory control sample duplicate (LCSD) for analytical batch 570-666193 recovered outside control limits for the following analytes: Hexachloro-1,3-butadiene. This analyte was biased high in the LCS and was not detected in the associated samples; therefore, the data have been reported.

No additional analytical or quality issues were noted, other than those described above or in the Definitions/ Glossary page.

GC/MS Semi VOA

Method 8270E_LL_QQQ: Insufficient sample volume was available to perform a matrix spike/matrix spike duplicate/sample duplicate (MS/MSD/DUP) associated with preparation batch 570-667807.

Method 8270E_LL_QQQ: The laboratory control sample (LCS) and / or laboratory control sample duplicate (LCSD) for preparation batch 570-667807 and analytical batch 570-668534 recovered outside control limits for the following analytes: Acenaphthylene. These analytes were biased high in the LCS and were not detected in the associated samples; therefore, the data have been reported.

Method 8270E_LL_QQQ: Ion abundance ratios are outside criteria for the following sample: MW-32 (570-258602-1). Quantitation is based on the theoretical ion abundance ratio; therefore, these analytes have been reported as an estimated maximum possible concentration (EMPC). The affected analytes have been flagged.

Method 8270E_LL_QQQ: The laboratory control sample (LCS) and / or laboratory control sample duplicate (LCSD) for preparation batch 570-667807 and analytical batch 570-667850 recovered outside control limits for the following analytes: Acenaphthylene. These analytes were biased high in the LCS and were not detected in the associated samples; therefore, the data have been reported.

Method 8270E_LL_QQQ: The initial calibration verification (ICV) result for batch 570-667852 was above the upper control limit. The affected analytes are: Benzoic Acid. Sample results were non-detects, and have been reported as qualified data.

No additional analytical or quality issues were noted, other than those described above or in the Definitions/ Glossary page.

HPLC/IC

No additional analytical or quality issues were noted, other than those described above or in the Definitions/ Glossary page.

Eurofins Calscience

Case Narrative

Client: Stantec Consulting Services Inc
Project: ExxonMobil Gladiola Station / 238000257

Job ID: 570-258602-1

Job ID: 570-258602-1 (Continued)

Eurofins Calscience

Metals

Method 245.1: The matrix spike / matrix spike duplicate (MS/MSD) recoveries for preparation batch 570-667089 and analytical batch 570-667871 were outside control limits for one or more analytes. See QC Sample Results for detail. Sample matrix interference and/or non-homogeneity are suspected because the associated laboratory control sample (LCS) recovery is within acceptance limits.

No additional analytical or quality issues were noted, other than those described above or in the Definitions/ Glossary page.

General Chemistry

No additional analytical or quality issues were noted, other than those described above or in the Definitions/ Glossary page.

- 1
- 2
- 3
- 4
- 5
- 6
- 7
- 8
- 9
- 10
- 11
- 12
- 13
- 14
- 15

Detection Summary

Client: Stantec Consulting Services Inc
 Project/Site: ExxonMobil Gladiola Station / 238000257

Job ID: 570-258602-1

Client Sample ID: MW-32

Lab Sample ID: 570-258602-1

| Analyte | Result | Qualifier | RL | MDL | Unit | Dil Fac | D | Method | Prep Type |
|------------------------|--------|-----------|--------|---------|------|---------|---|----------|-------------------|
| Benzene | 0.25 | J | 0.50 | 0.14 | ug/L | 1 | | 8260B | Total/NA |
| sec-Butylbenzene | 0.43 | J | 0.50 | 0.20 | ug/L | 1 | | 8260B | Total/NA |
| tert-Butylbenzene | 1.2 | | 0.50 | 0.21 | ug/L | 1 | | 8260B | Total/NA |
| 1-Methylnaphthalene | 0.11 | I | 0.10 | 0.018 | ug/L | 1 | | 8270E | Total/NA |
| Acenaphthene | 0.054 | J I | 0.10 | 0.015 | ug/L | 1 | | 8270E | Total/NA |
| Fluorene | 0.34 | | 0.10 | 0.016 | ug/L | 1 | | 8270E | Total/NA |
| Chloride | 19 | | 1.0 | 0.36 | mg/L | 1 | | 300.0 | Total/NA |
| Fluoride | 1.6 | | 0.10 | 0.046 | mg/L | 1 | | 300.0 | Total/NA |
| Uranium | 3.37 | | 1.00 | 0.207 | ug/L | 1 | | 200.8 | Total Recoverable |
| Arsenic | 0.0188 | J | 0.100 | 0.00986 | mg/L | 1 | | 6010B | Total Recoverable |
| Barium | 0.255 | | 0.0100 | 0.00713 | mg/L | 1 | | 6010B | Total Recoverable |
| Total Dissolved Solids | 600 | | 10.0 | 5.73 | mg/L | 1 | | SM 2540C | Total/NA |

Client Sample ID: MW-33

Lab Sample ID: 570-258602-2

| Analyte | Result | Qualifier | RL | MDL | Unit | Dil Fac | D | Method | Prep Type |
|------------------------|--------|-----------|--------|---------|------|---------|---|----------|-------------------|
| Acetone | 3.8 | J | 8.0 | 3.6 | ug/L | 1 | | 8260B | Total/NA |
| Carbon disulfide | 0.38 | J | 1.0 | 0.32 | ug/L | 1 | | 8260B | Total/NA |
| Fluoride | 3.1 | | 0.10 | 0.046 | mg/L | 1 | | 300.0 | Total/NA |
| Chloride - DL | 200 | | 10 | 3.6 | mg/L | 10 | | 300.0 | Total/NA |
| Uranium | 6.28 | | 1.00 | 0.207 | ug/L | 1 | | 200.8 | Total Recoverable |
| Barium | 0.297 | | 0.0100 | 0.00713 | mg/L | 1 | | 6010B | Total Recoverable |
| Chromium | 0.0466 | J | 0.0500 | 0.00814 | mg/L | 1 | | 6010B | Total Recoverable |
| Total Dissolved Solids | 1040 | | 10.0 | 5.73 | mg/L | 1 | | SM 2540C | Total/NA |

Client Sample ID: MW-34

Lab Sample ID: 570-258602-3

| Analyte | Result | Qualifier | RL | MDL | Unit | Dil Fac | D | Method | Prep Type |
|------------------------|--------|-----------|--------|---------|------|---------|---|----------|-------------------|
| Fluoride | 2.3 | | 0.10 | 0.046 | mg/L | 1 | | 300.0 | Total/NA |
| Chloride - DL | 82 | | 10 | 3.6 | mg/L | 10 | | 300.0 | Total/NA |
| Uranium | 5.70 | | 1.00 | 0.207 | ug/L | 1 | | 200.8 | Total Recoverable |
| Barium | 0.152 | | 0.0100 | 0.00713 | mg/L | 1 | | 6010B | Total Recoverable |
| Total Dissolved Solids | 701 | | 10.0 | 5.73 | mg/L | 1 | | SM 2540C | Total/NA |

Client Sample ID: Trip Blank

Lab Sample ID: 570-258602-4

No Detections.

Client Sample ID: MW-35

Lab Sample ID: 570-258602-5

| Analyte | Result | Qualifier | RL | MDL | Unit | Dil Fac | D | Method | Prep Type |
|---------------|--------|-----------|--------|---------|------|---------|---|--------|-------------------|
| Fluoride | 2.6 | | 0.10 | 0.046 | mg/L | 1 | | 300.0 | Total/NA |
| Chloride - DL | 240 | | 10 | 3.6 | mg/L | 10 | | 300.0 | Total/NA |
| Uranium | 5.11 | | 1.00 | 0.207 | ug/L | 1 | | 200.8 | Total Recoverable |
| Barium | 0.120 | | 0.0100 | 0.00713 | mg/L | 1 | | 6010B | Total Recoverable |

This Detection Summary does not include radiochemical test results.

Eurofins Calscience

Detection Summary

Client: Stantec Consulting Services Inc
 Project/Site: ExxonMobil Gladiola Station / 238000257

Job ID: 570-258602-1

Client Sample ID: MW-35 (Continued)

Lab Sample ID: 570-258602-5

| Analyte | Result | Qualifier | RL | MDL | Unit | Dil Fac | D | Method | Prep Type |
|------------------------|--------|-----------|--------|---------|------|---------|---|----------|-------------------------|
| Chromium | 0.0316 | J | 0.0500 | 0.00814 | mg/L | 1 | | 6010B | Total |
| Total Dissolved Solids | 953 | | 10.0 | 5.73 | mg/L | 1 | | SM 2540C | Recoverable Total/NA |

Client Sample ID: MW-36

Lab Sample ID: 570-258602-6

| Analyte | Result | Qualifier | RL | MDL | Unit | Dil Fac | D | Method | Prep Type |
|------------------------|--------|-----------|--------|---------|------|---------|---|----------|----------------------|
| Fluoride | 1.6 | | 0.10 | 0.046 | mg/L | 1 | | 300.0 | Total/NA |
| Chloride - DL | 290 | | 10 | 3.6 | mg/L | 10 | | 300.0 | Total/NA |
| Uranium | 4.85 | | 1.00 | 0.207 | ug/L | 1 | | 200.8 | Total Recoverable |
| Barium | 0.0578 | | 0.0100 | 0.00713 | mg/L | 1 | | 6010B | Total Recoverable |
| Chromium | 0.0258 | J | 0.0500 | 0.00814 | mg/L | 1 | | 6010B | Total Recoverable |
| Total Dissolved Solids | 904 | | 10.0 | 5.73 | mg/L | 1 | | SM 2540C | Total/NA |

Client Sample ID: MW-37

Lab Sample ID: 570-258602-7

| Analyte | Result | Qualifier | RL | MDL | Unit | Dil Fac | D | Method | Prep Type |
|------------------------|--------|-----------|--------|---------|------|---------|---|----------|----------------------|
| Carbon disulfide | 0.87 | J | 1.0 | 0.32 | ug/L | 1 | | 8260B | Total/NA |
| Fluoride | 2.8 | | 0.10 | 0.046 | mg/L | 1 | | 300.0 | Total/NA |
| Chloride - DL | 180 | | 10 | 3.6 | mg/L | 10 | | 300.0 | Total/NA |
| Uranium | 4.85 | | 1.00 | 0.207 | ug/L | 1 | | 200.8 | Total Recoverable |
| Barium | 0.130 | | 0.0100 | 0.00713 | mg/L | 1 | | 6010B | Total Recoverable |
| Chromium | 0.119 | | 0.0500 | 0.00814 | mg/L | 1 | | 6010B | Total Recoverable |
| Total Dissolved Solids | 743 | | 10.0 | 5.73 | mg/L | 1 | | SM 2540C | Total/NA |

Client Sample ID: MW-38

Lab Sample ID: 570-258602-8

| Analyte | Result | Qualifier | RL | MDL | Unit | Dil Fac | D | Method | Prep Type |
|------------------------|--------|-----------|--------|---------|------|---------|---|----------|----------------------|
| Fluoride | 2.5 | | 0.10 | 0.046 | mg/L | 1 | | 300.0 | Total/NA |
| Chloride - DL | 420 | | 10 | 3.6 | mg/L | 10 | | 300.0 | Total/NA |
| Uranium | 4.18 | | 1.00 | 0.207 | ug/L | 1 | | 200.8 | Total Recoverable |
| Barium | 0.0969 | | 0.0100 | 0.00713 | mg/L | 1 | | 6010B | Total Recoverable |
| Chromium | 0.0217 | J | 0.0500 | 0.00814 | mg/L | 1 | | 6010B | Total Recoverable |
| Total Dissolved Solids | 1160 | | 20.0 | 11.5 | mg/L | 1 | | SM 2540C | Total/NA |

Client Sample ID: MW-39

Lab Sample ID: 570-258602-9

| Analyte | Result | Qualifier | RL | MDL | Unit | Dil Fac | D | Method | Prep Type |
|------------------------|--------|-----------|--------|---------|------|---------|---|----------|----------------------|
| Fluoride | 3.1 | | 0.10 | 0.046 | mg/L | 1 | | 300.0 | Total/NA |
| Chloride - DL | 100 | | 10 | 3.6 | mg/L | 10 | | 300.0 | Total/NA |
| Uranium | 5.11 | | 1.00 | 0.207 | ug/L | 1 | | 200.8 | Total Recoverable |
| Barium | 0.0579 | | 0.0100 | 0.00713 | mg/L | 1 | | 6010B | Total Recoverable |
| Chromium | 0.118 | | 0.0500 | 0.00814 | mg/L | 1 | | 6010B | Total Recoverable |
| Total Dissolved Solids | 609 | | 10.0 | 5.73 | mg/L | 1 | | SM 2540C | Total/NA |

This Detection Summary does not include radiochemical test results.

Eurofins Calscience

Client Sample Results

Client: Stantec Consulting Services Inc
 Project/Site: ExxonMobil Gladiola Station / 238000257

Job ID: 570-258602-1

Client Sample ID: MW-32

Lab Sample ID: 570-258602-1

Date Collected: 12/03/25 13:30

Matrix: Water

Date Received: 12/05/25 10:50

Method: SW846 8260B - Volatile Organic Compounds (GC/MS)

| Analyte | Result | Qualifier | RL | MDL | Unit | D | Prepared | Analyzed | Dil Fac |
|---------------------------------------|--------|-----------|------|------|------|---|----------|----------------|---------|
| Benzene | 0.25 | J | 0.50 | 0.14 | ug/L | | | 12/07/25 19:49 | 1 |
| Toluene | ND | | 0.50 | 0.14 | ug/L | | | 12/07/25 19:49 | 1 |
| Ethylbenzene | ND | | 0.50 | 0.16 | ug/L | | | 12/07/25 19:49 | 1 |
| o-Xylene | ND | | 0.50 | 0.18 | ug/L | | | 12/07/25 19:49 | 1 |
| m,p-Xylene | ND | | 1.0 | 0.39 | ug/L | | | 12/07/25 19:49 | 1 |
| Xylenes, Total | ND | | 1.0 | 0.39 | ug/L | | | 12/07/25 19:49 | 1 |
| Methyl-t-Butyl Ether (MTBE) | ND | | 0.50 | 0.14 | ug/L | | | 12/07/25 19:49 | 1 |
| 1,1,1,2-Tetrachloroethane | ND | | 0.50 | 0.20 | ug/L | | | 12/07/25 19:49 | 1 |
| 1,1,1-Trichloroethane | ND | | 0.50 | 0.20 | ug/L | | | 12/07/25 19:49 | 1 |
| 1,1,2,2-Tetrachloroethane | ND | | 0.50 | 0.14 | ug/L | | | 12/07/25 19:49 | 1 |
| 1,1,2-Trichloroethane | ND | | 0.50 | 0.18 | ug/L | | | 12/07/25 19:49 | 1 |
| 1,1,2-Trichloro-1,2,2-trifluoroethane | ND | | 0.50 | 0.25 | ug/L | | | 12/07/25 19:49 | 1 |
| 1,1-Dichloroethane | ND | | 0.50 | 0.21 | ug/L | | | 12/07/25 19:49 | 1 |
| 1,1-Dichloroethene | ND | | 0.50 | 0.21 | ug/L | | | 12/07/25 19:49 | 1 |
| 1,1-Dichloropropene | ND | | 0.50 | 0.16 | ug/L | | | 12/07/25 19:49 | 1 |
| 1,2,3-Trichlorobenzene | ND | | 0.50 | 0.26 | ug/L | | | 12/07/25 19:49 | 1 |
| 1,2,3-Trichloropropane | ND | | 0.50 | 0.31 | ug/L | | | 12/07/25 19:49 | 1 |
| 1,2,4-Trichlorobenzene | ND | | 0.50 | 0.26 | ug/L | | | 12/07/25 19:49 | 1 |
| 1,2,4-Trimethylbenzene | ND | | 0.50 | 0.22 | ug/L | | | 12/07/25 19:49 | 1 |
| 1,3,5-Trimethylbenzene | ND | | 0.50 | 0.19 | ug/L | | | 12/07/25 19:49 | 1 |
| c-1,2-Dichloroethene | ND | | 0.50 | 0.16 | ug/L | | | 12/07/25 19:49 | 1 |
| 1,2-Dibromo-3-Chloropropane | ND | | 1.0 | 0.84 | ug/L | | | 12/07/25 19:49 | 1 |
| 1,2-Dichlorobenzene | ND | | 0.50 | 0.14 | ug/L | | | 12/07/25 19:49 | 1 |
| 1,2-Dichloroethane | ND | | 0.50 | 0.14 | ug/L | | | 12/07/25 19:49 | 1 |
| 1,2-Dichloropropane | ND | | 0.50 | 0.14 | ug/L | | | 12/07/25 19:49 | 1 |
| t-1,2-Dichloroethene | ND | | 0.50 | 0.22 | ug/L | | | 12/07/25 19:49 | 1 |
| c-1,3-Dichloropropene | ND | | 0.50 | 0.15 | ug/L | | | 12/07/25 19:49 | 1 |
| 1,3-Dichlorobenzene | ND | | 0.50 | 0.16 | ug/L | | | 12/07/25 19:49 | 1 |
| 1,3-Dichloropropane | ND | | 0.50 | 0.19 | ug/L | | | 12/07/25 19:49 | 1 |
| t-1,3-Dichloropropene | ND | | 0.50 | 0.21 | ug/L | | | 12/07/25 19:49 | 1 |
| 1,4-Dichlorobenzene | ND | | 0.50 | 0.11 | ug/L | | | 12/07/25 19:49 | 1 |
| 2,2-Dichloropropane | ND | | 0.50 | 0.26 | ug/L | | | 12/07/25 19:49 | 1 |
| 2-Chlorotoluene | ND | | 0.50 | 0.23 | ug/L | | | 12/07/25 19:49 | 1 |
| 4-Chlorotoluene | ND | | 0.50 | 0.24 | ug/L | | | 12/07/25 19:49 | 1 |
| 4-Methyl-2-pentanone | ND | | 5.0 | 1.6 | ug/L | | | 12/07/25 19:49 | 1 |
| Acetone | ND | | 8.0 | 3.6 | ug/L | | | 12/07/25 19:49 | 1 |
| Bromobenzene | ND | | 0.50 | 0.14 | ug/L | | | 12/07/25 19:49 | 1 |
| Bromochloromethane | ND | | 1.0 | 0.27 | ug/L | | | 12/07/25 19:49 | 1 |
| Bromoform | ND | | 0.50 | 0.28 | ug/L | | | 12/07/25 19:49 | 1 |
| Bromomethane | ND | | 2.0 | 1.9 | ug/L | | | 12/07/25 19:49 | 1 |
| Carbon disulfide | ND | | 1.0 | 0.32 | ug/L | | | 12/07/25 19:49 | 1 |
| Carbon tetrachloride | ND | | 0.50 | 0.27 | ug/L | | | 12/07/25 19:49 | 1 |
| Chlorobenzene | ND | | 0.50 | 0.12 | ug/L | | | 12/07/25 19:49 | 1 |
| Dibromochloromethane | ND | | 0.50 | 0.21 | ug/L | | | 12/07/25 19:49 | 1 |
| Chloroethane | ND | | 0.50 | 0.38 | ug/L | | | 12/07/25 19:49 | 1 |
| Chloroform | ND | | 0.50 | 0.25 | ug/L | | | 12/07/25 19:49 | 1 |
| Chloromethane | ND | | 1.0 | 0.65 | ug/L | | | 12/07/25 19:49 | 1 |
| Dibromomethane | ND | | 0.50 | 0.16 | ug/L | | | 12/07/25 19:49 | 1 |
| Bromodichloromethane | ND | | 0.50 | 0.15 | ug/L | | | 12/07/25 19:49 | 1 |

Euofins Calscience

Client Sample Results

Client: Stantec Consulting Services Inc
 Project/Site: ExxonMobil Gladiola Station / 238000257

Job ID: 570-258602-1

Client Sample ID: MW-32

Lab Sample ID: 570-258602-1

Date Collected: 12/03/25 13:30

Matrix: Water

Date Received: 12/05/25 10:50

Method: SW846 8260B - Volatile Organic Compounds (GC/MS) (Continued)

| Analyte | Result | Qualifier | RL | MDL | Unit | D | Prepared | Analyzed | Dil Fac |
|------------------------------|------------------|------------------|---------------|------|------|---|-----------------|-----------------|----------------|
| Dichlorodifluoromethane | ND | | 1.0 | 0.51 | ug/L | | | 12/07/25 19:49 | 1 |
| 1,2-Dibromoethane | ND | | 0.50 | 0.27 | ug/L | | | 12/07/25 19:49 | 1 |
| Hexachloro-1,3-butadiene | ND | + | 1.0 | 0.26 | ug/L | | | 12/07/25 19:49 | 1 |
| Isopropylbenzene | ND | | 0.50 | 0.21 | ug/L | | | 12/07/25 19:49 | 1 |
| 2-Butanone | ND | | 5.0 | 2.9 | ug/L | | | 12/07/25 19:49 | 1 |
| Methylene Chloride | ND | | 1.0 | 0.40 | ug/L | | | 12/07/25 19:49 | 1 |
| 2-Hexanone | ND | | 6.0 | 2.0 | ug/L | | | 12/07/25 19:49 | 1 |
| Naphthalene | ND | | 1.0 | 0.55 | ug/L | | | 12/07/25 19:49 | 1 |
| n-Butylbenzene | ND | | 0.50 | 0.24 | ug/L | | | 12/07/25 19:49 | 1 |
| N-Propylbenzene | ND | | 0.50 | 0.18 | ug/L | | | 12/07/25 19:49 | 1 |
| p-Isopropyltoluene | ND | | 0.50 | 0.20 | ug/L | | | 12/07/25 19:49 | 1 |
| sec-Butylbenzene | 0.43 | J | 0.50 | 0.20 | ug/L | | | 12/07/25 19:49 | 1 |
| Styrene | ND | | 0.50 | 0.27 | ug/L | | | 12/07/25 19:49 | 1 |
| tert-Butylbenzene | 1.2 | | 0.50 | 0.21 | ug/L | | | 12/07/25 19:49 | 1 |
| Tetrachloroethene | ND | | 0.50 | 0.16 | ug/L | | | 12/07/25 19:49 | 1 |
| Trichloroethene | ND | | 0.50 | 0.15 | ug/L | | | 12/07/25 19:49 | 1 |
| Trichlorofluoromethane | ND | | 0.50 | 0.26 | ug/L | | | 12/07/25 19:49 | 1 |
| Vinyl chloride | ND | | 0.50 | 0.23 | ug/L | | | 12/07/25 19:49 | 1 |
| Surrogate | %Recovery | Qualifier | Limits | | | | Prepared | Analyzed | Dil Fac |
| 1,2-Dichloroethane-d4 (Surr) | 87 | | 64 - 132 | | | | | 12/07/25 19:49 | 1 |
| 4-Bromofluorobenzene (Surr) | 97 | | 76 - 120 | | | | | 12/07/25 19:49 | 1 |
| Dibromofluoromethane (Surr) | 86 | | 80 - 120 | | | | | 12/07/25 19:49 | 1 |
| Toluene-d8 (Surr) | 102 | | 80 - 120 | | | | | 12/07/25 19:49 | 1 |

Method: SW846 8270E - Semivolatile Organic Compounds (GC-MS/MS)

| Analyte | Result | Qualifier | RL | MDL | Unit | D | Prepared | Analyzed | Dil Fac |
|----------------------------|------------------|------------------|---------------|-------|------|---|-----------------|-----------------|----------------|
| 1-Methylnaphthalene | 0.11 | I | 0.10 | 0.018 | ug/L | | 12/10/25 10:40 | 12/11/25 21:28 | 1 |
| 2-Methylnaphthalene | ND | | 0.10 | 0.014 | ug/L | | 12/10/25 10:40 | 12/11/25 21:28 | 1 |
| Acenaphthene | 0.054 | J I | 0.10 | 0.015 | ug/L | | 12/10/25 10:40 | 12/11/25 21:28 | 1 |
| Acenaphthylene | ND | + | 0.10 | 0.015 | ug/L | | 12/10/25 10:40 | 12/11/25 21:28 | 1 |
| Anthracene | ND | | 0.10 | 0.016 | ug/L | | 12/10/25 10:40 | 12/11/25 21:28 | 1 |
| Benzo[g,h,i]perylene | ND | | 0.10 | 0.021 | ug/L | | 12/10/25 10:40 | 12/11/25 21:28 | 1 |
| Benzo[k]fluoranthene | ND | | 0.10 | 0.022 | ug/L | | 12/10/25 10:40 | 12/11/25 21:28 | 1 |
| Benzo[a]anthracene | ND | | 0.10 | 0.010 | ug/L | | 12/10/25 10:40 | 12/11/25 21:28 | 1 |
| Benzo[a]pyrene | ND | | 0.10 | 0.017 | ug/L | | 12/10/25 10:40 | 12/11/25 21:28 | 1 |
| Benzo[b]fluoranthene | ND | | 0.10 | 0.019 | ug/L | | 12/10/25 10:40 | 12/11/25 21:28 | 1 |
| Chrysene | ND | | 0.10 | 0.037 | ug/L | | 12/10/25 10:40 | 12/11/25 21:28 | 1 |
| Dibenz(a,h)anthracene | ND | | 0.10 | 0.070 | ug/L | | 12/10/25 10:40 | 12/11/25 21:28 | 1 |
| Fluoranthene | ND | | 0.10 | 0.012 | ug/L | | 12/10/25 10:40 | 12/11/25 21:28 | 1 |
| Fluorene | 0.34 | | 0.10 | 0.016 | ug/L | | 12/10/25 10:40 | 12/11/25 21:28 | 1 |
| Indeno[1,2,3-cd]pyrene | ND | | 0.10 | 0.020 | ug/L | | 12/10/25 10:40 | 12/11/25 21:28 | 1 |
| Naphthalene | ND | | 0.10 | 0.021 | ug/L | | 12/10/25 10:40 | 12/11/25 21:28 | 1 |
| Phenanthrene | ND | | 0.10 | 0.014 | ug/L | | 12/10/25 10:40 | 12/11/25 21:28 | 1 |
| Pyrene | ND | | 0.10 | 0.014 | ug/L | | 12/10/25 10:40 | 12/11/25 21:28 | 1 |
| Surrogate | %Recovery | Qualifier | Limits | | | | Prepared | Analyzed | Dil Fac |
| 2-Fluorobiphenyl (Surr) | 87 | | 31 - 169 | | | | 12/10/25 10:40 | 12/11/25 21:28 | 1 |
| Nitrobenzene-d5 (Surr) | 102 | | 37 - 188 | | | | 12/10/25 10:40 | 12/11/25 21:28 | 1 |
| p-Terphenyl-d14 (Surr) | 97 | | 17 - 155 | | | | 12/10/25 10:40 | 12/11/25 21:28 | 1 |

Eurofins Calscience

Client Sample Results

Client: Stantec Consulting Services Inc
 Project/Site: ExxonMobil Gladiola Station / 238000257

Job ID: 570-258602-1

Client Sample ID: MW-32

Lab Sample ID: 570-258602-1

Date Collected: 12/03/25 13:30

Matrix: Water

Date Received: 12/05/25 10:50

Method: EPA 300.0 - Anions, Ion Chromatography

| Analyte | Result | Qualifier | RL | MDL | Unit | D | Prepared | Analyzed | Dil Fac |
|----------|--------|-----------|------|-------|------|---|----------|----------------|---------|
| Chloride | 19 | | 1.0 | 0.36 | mg/L | | | 12/13/25 08:17 | 1 |
| Fluoride | 1.6 | | 0.10 | 0.046 | mg/L | | | 12/13/25 08:17 | 1 |

Method: EPA 200.8 - Metals (ICP/MS) - Total Recoverable

| Analyte | Result | Qualifier | RL | MDL | Unit | D | Prepared | Analyzed | Dil Fac |
|---------|--------|-----------|------|-------|------|---|----------------|----------------|---------|
| Uranium | 3.37 | | 1.00 | 0.207 | ug/L | | 12/18/25 06:18 | 12/18/25 16:14 | 1 |

Method: EPA 245.1 - Mercury (CVAA)

| Analyte | Result | Qualifier | RL | MDL | Unit | D | Prepared | Analyzed | Dil Fac |
|---------|--------|-----------|----------|----------|------|---|----------------|----------------|---------|
| Mercury | ND | F1 | 0.000200 | 0.000124 | mg/L | | 12/09/25 09:31 | 12/10/25 10:29 | 1 |

Method: SW846 6010B - Metals (ICP) - Total Recoverable

| Analyte | Result | Qualifier | RL | MDL | Unit | D | Prepared | Analyzed | Dil Fac |
|-----------|--------|-----------|--------|----------|------|---|----------------|----------------|---------|
| Arsenic | 0.0188 | J | 0.100 | 0.00986 | mg/L | | 12/18/25 08:07 | 12/19/25 11:09 | 1 |
| Barium | 0.255 | | 0.0100 | 0.00713 | mg/L | | 12/18/25 08:07 | 12/19/25 11:09 | 1 |
| Cadmium | ND | | 0.0100 | 0.000449 | mg/L | | 12/18/25 08:07 | 12/19/25 11:09 | 1 |
| Chromium | ND | | 0.0500 | 0.00814 | mg/L | | 12/18/25 08:07 | 12/19/25 11:09 | 1 |
| Lead | ND | | 0.0500 | 0.00447 | mg/L | | 12/18/25 08:07 | 12/19/25 11:09 | 1 |
| Selenium | ND | | 0.0500 | 0.0145 | mg/L | | 12/18/25 08:07 | 12/19/25 11:09 | 1 |
| Silver | ND | | 0.0100 | 0.00679 | mg/L | | 12/18/25 08:07 | 12/19/25 11:09 | 1 |
| Beryllium | ND | | 0.0100 | 0.00296 | mg/L | | 12/18/25 08:07 | 12/19/25 11:09 | 1 |
| Thallium | ND | | 0.0500 | 0.00670 | mg/L | | 12/18/25 08:07 | 12/19/25 11:09 | 1 |

General Chemistry

| Analyte | Result | Qualifier | RL | MDL | Unit | D | Prepared | Analyzed | Dil Fac |
|-----------------------------------|--------|-----------|--------|---------|------|---|----------------|----------------|---------|
| Total Dissolved Solids (SM 2540C) | 600 | | 10.0 | 5.73 | mg/L | | | 12/09/25 15:31 | 1 |
| Cyanide, Total (SM 4500 CN E) | ND | | 0.0250 | 0.00930 | mg/L | | 12/06/25 10:40 | 12/06/25 12:35 | 1 |

Client Sample ID: MW-33

Lab Sample ID: 570-258602-2

Date Collected: 12/03/25 11:00

Matrix: Water

Date Received: 12/05/25 10:50

Method: SW846 8260B - Volatile Organic Compounds (GC/MS)

| Analyte | Result | Qualifier | RL | MDL | Unit | D | Prepared | Analyzed | Dil Fac |
|---------------------------------------|--------|-----------|------|------|------|---|----------|----------------|---------|
| Benzene | ND | | 0.50 | 0.14 | ug/L | | | 12/07/25 20:15 | 1 |
| Toluene | ND | | 0.50 | 0.14 | ug/L | | | 12/07/25 20:15 | 1 |
| Ethylbenzene | ND | | 0.50 | 0.16 | ug/L | | | 12/07/25 20:15 | 1 |
| o-Xylene | ND | | 0.50 | 0.18 | ug/L | | | 12/07/25 20:15 | 1 |
| m,p-Xylene | ND | | 1.0 | 0.39 | ug/L | | | 12/07/25 20:15 | 1 |
| Xylenes, Total | ND | | 1.0 | 0.39 | ug/L | | | 12/07/25 20:15 | 1 |
| Methyl-t-Butyl Ether (MTBE) | ND | | 0.50 | 0.14 | ug/L | | | 12/07/25 20:15 | 1 |
| 1,1,1,2-Tetrachloroethane | ND | | 0.50 | 0.20 | ug/L | | | 12/07/25 20:15 | 1 |
| 1,1,1-Trichloroethane | ND | | 0.50 | 0.20 | ug/L | | | 12/07/25 20:15 | 1 |
| 1,1,2,2-Tetrachloroethane | ND | | 0.50 | 0.14 | ug/L | | | 12/07/25 20:15 | 1 |
| 1,1,2-Trichloroethane | ND | | 0.50 | 0.18 | ug/L | | | 12/07/25 20:15 | 1 |
| 1,1,2-Trichloro-1,2,2-trifluoroethane | ND | | 0.50 | 0.25 | ug/L | | | 12/07/25 20:15 | 1 |
| 1,1-Dichloroethane | ND | | 0.50 | 0.21 | ug/L | | | 12/07/25 20:15 | 1 |
| 1,1-Dichloroethene | ND | | 0.50 | 0.21 | ug/L | | | 12/07/25 20:15 | 1 |
| 1,1-Dichloropropene | ND | | 0.50 | 0.16 | ug/L | | | 12/07/25 20:15 | 1 |
| 1,2,3-Trichlorobenzene | ND | | 0.50 | 0.26 | ug/L | | | 12/07/25 20:15 | 1 |
| 1,2,3-Trichloropropane | ND | | 0.50 | 0.31 | ug/L | | | 12/07/25 20:15 | 1 |

Eurofins Calscience

Client Sample Results

Client: Stantec Consulting Services Inc
 Project/Site: ExxonMobil Gladiola Station / 238000257

Job ID: 570-258602-1

Client Sample ID: MW-33

Lab Sample ID: 570-258602-2

Date Collected: 12/03/25 11:00

Matrix: Water

Date Received: 12/05/25 10:50

Method: SW846 8260B - Volatile Organic Compounds (GC/MS) (Continued)

| Analyte | Result | Qualifier | RL | MDL | Unit | D | Prepared | Analyzed | Dil Fac |
|-----------------------------|--------|-----------|------|------|------|---|----------|----------------|---------|
| 1,2,4-Trichlorobenzene | ND | | 0.50 | 0.26 | ug/L | | | 12/07/25 20:15 | 1 |
| 1,2,4-Trimethylbenzene | ND | | 0.50 | 0.22 | ug/L | | | 12/07/25 20:15 | 1 |
| 1,3,5-Trimethylbenzene | ND | | 0.50 | 0.19 | ug/L | | | 12/07/25 20:15 | 1 |
| c-1,2-Dichloroethene | ND | | 0.50 | 0.16 | ug/L | | | 12/07/25 20:15 | 1 |
| 1,2-Dibromo-3-Chloropropane | ND | | 1.0 | 0.84 | ug/L | | | 12/07/25 20:15 | 1 |
| 1,2-Dichlorobenzene | ND | | 0.50 | 0.14 | ug/L | | | 12/07/25 20:15 | 1 |
| 1,2-Dichloroethane | ND | | 0.50 | 0.14 | ug/L | | | 12/07/25 20:15 | 1 |
| 1,2-Dichloropropane | ND | | 0.50 | 0.14 | ug/L | | | 12/07/25 20:15 | 1 |
| t-1,2-Dichloroethene | ND | | 0.50 | 0.22 | ug/L | | | 12/07/25 20:15 | 1 |
| c-1,3-Dichloropropene | ND | | 0.50 | 0.15 | ug/L | | | 12/07/25 20:15 | 1 |
| 1,3-Dichlorobenzene | ND | | 0.50 | 0.16 | ug/L | | | 12/07/25 20:15 | 1 |
| 1,3-Dichloropropane | ND | | 0.50 | 0.19 | ug/L | | | 12/07/25 20:15 | 1 |
| t-1,3-Dichloropropene | ND | | 0.50 | 0.21 | ug/L | | | 12/07/25 20:15 | 1 |
| 1,4-Dichlorobenzene | ND | | 0.50 | 0.11 | ug/L | | | 12/07/25 20:15 | 1 |
| 2,2-Dichloropropane | ND | | 0.50 | 0.26 | ug/L | | | 12/07/25 20:15 | 1 |
| 2-Chlorotoluene | ND | | 0.50 | 0.23 | ug/L | | | 12/07/25 20:15 | 1 |
| 4-Chlorotoluene | ND | | 0.50 | 0.24 | ug/L | | | 12/07/25 20:15 | 1 |
| 4-Methyl-2-pentanone | ND | | 5.0 | 1.6 | ug/L | | | 12/07/25 20:15 | 1 |
| Acetone | 3.8 | J | 8.0 | 3.6 | ug/L | | | 12/07/25 20:15 | 1 |
| Bromobenzene | ND | | 0.50 | 0.14 | ug/L | | | 12/07/25 20:15 | 1 |
| Bromochloromethane | ND | | 1.0 | 0.27 | ug/L | | | 12/07/25 20:15 | 1 |
| Bromoform | ND | | 0.50 | 0.28 | ug/L | | | 12/07/25 20:15 | 1 |
| Bromomethane | ND | | 2.0 | 1.9 | ug/L | | | 12/07/25 20:15 | 1 |
| Carbon disulfide | 0.38 | J | 1.0 | 0.32 | ug/L | | | 12/07/25 20:15 | 1 |
| Carbon tetrachloride | ND | | 0.50 | 0.27 | ug/L | | | 12/07/25 20:15 | 1 |
| Chlorobenzene | ND | | 0.50 | 0.12 | ug/L | | | 12/07/25 20:15 | 1 |
| Dibromochloromethane | ND | | 0.50 | 0.21 | ug/L | | | 12/07/25 20:15 | 1 |
| Chloroethane | ND | | 0.50 | 0.38 | ug/L | | | 12/07/25 20:15 | 1 |
| Chloroform | ND | | 0.50 | 0.25 | ug/L | | | 12/07/25 20:15 | 1 |
| Chloromethane | ND | | 1.0 | 0.65 | ug/L | | | 12/07/25 20:15 | 1 |
| Dibromomethane | ND | | 0.50 | 0.16 | ug/L | | | 12/07/25 20:15 | 1 |
| Bromodichloromethane | ND | | 0.50 | 0.15 | ug/L | | | 12/07/25 20:15 | 1 |
| Dichlorodifluoromethane | ND | | 1.0 | 0.51 | ug/L | | | 12/07/25 20:15 | 1 |
| 1,2-Dibromoethane | ND | | 0.50 | 0.27 | ug/L | | | 12/07/25 20:15 | 1 |
| Hexachloro-1,3-butadiene | ND | *+ | 1.0 | 0.26 | ug/L | | | 12/07/25 20:15 | 1 |
| Isopropylbenzene | ND | | 0.50 | 0.21 | ug/L | | | 12/07/25 20:15 | 1 |
| 2-Butanone | ND | | 5.0 | 2.9 | ug/L | | | 12/07/25 20:15 | 1 |
| Methylene Chloride | ND | | 1.0 | 0.40 | ug/L | | | 12/07/25 20:15 | 1 |
| 2-Hexanone | ND | | 6.0 | 2.0 | ug/L | | | 12/07/25 20:15 | 1 |
| Naphthalene | ND | | 1.0 | 0.55 | ug/L | | | 12/07/25 20:15 | 1 |
| n-Butylbenzene | ND | | 0.50 | 0.24 | ug/L | | | 12/07/25 20:15 | 1 |
| N-Propylbenzene | ND | | 0.50 | 0.18 | ug/L | | | 12/07/25 20:15 | 1 |
| p-Isopropyltoluene | ND | | 0.50 | 0.20 | ug/L | | | 12/07/25 20:15 | 1 |
| sec-Butylbenzene | ND | | 0.50 | 0.20 | ug/L | | | 12/07/25 20:15 | 1 |
| Styrene | ND | | 0.50 | 0.27 | ug/L | | | 12/07/25 20:15 | 1 |
| tert-Butylbenzene | ND | | 0.50 | 0.21 | ug/L | | | 12/07/25 20:15 | 1 |
| Tetrachloroethene | ND | | 0.50 | 0.16 | ug/L | | | 12/07/25 20:15 | 1 |
| Trichloroethene | ND | | 0.50 | 0.15 | ug/L | | | 12/07/25 20:15 | 1 |
| Trichlorofluoromethane | ND | | 0.50 | 0.26 | ug/L | | | 12/07/25 20:15 | 1 |

Eurofins Calscience

Client Sample Results

Client: Stantec Consulting Services Inc
 Project/Site: ExxonMobil Gladiola Station / 238000257

Job ID: 570-258602-1

Client Sample ID: MW-33

Lab Sample ID: 570-258602-2

Date Collected: 12/03/25 11:00

Matrix: Water

Date Received: 12/05/25 10:50

Method: SW846 8260B - Volatile Organic Compounds (GC/MS) (Continued)

| Analyte | Result | Qualifier | RL | MDL | Unit | D | Prepared | Analyzed | Dil Fac |
|------------------------------|------------------|------------------|---------------|------|------|---|-----------------|-----------------|----------------|
| Vinyl chloride | ND | | 0.50 | 0.23 | ug/L | | | 12/07/25 20:15 | 1 |
| Surrogate | %Recovery | Qualifier | Limits | | | | Prepared | Analyzed | Dil Fac |
| 1,2-Dichloroethane-d4 (Surr) | 94 | | 64 - 132 | | | | | 12/07/25 20:15 | 1 |
| 4-Bromofluorobenzene (Surr) | 94 | | 76 - 120 | | | | | 12/07/25 20:15 | 1 |
| Dibromofluoromethane (Surr) | 93 | | 80 - 120 | | | | | 12/07/25 20:15 | 1 |
| Toluene-d8 (Surr) | 100 | | 80 - 120 | | | | | 12/07/25 20:15 | 1 |

Method: SW846 8270E - Semivolatile Organic Compounds (GC-MS/MS)

| Analyte | Result | Qualifier | RL | MDL | Unit | D | Prepared | Analyzed | Dil Fac |
|-------------------------|------------------|------------------|---------------|-------|------|---|-----------------|-----------------|----------------|
| 1-Methylnaphthalene | ND | | 0.099 | 0.018 | ug/L | | 12/10/25 10:40 | 12/11/25 21:52 | 1 |
| 2-Methylnaphthalene | ND | | 0.099 | 0.014 | ug/L | | 12/10/25 10:40 | 12/11/25 21:52 | 1 |
| Acenaphthene | ND | | 0.099 | 0.015 | ug/L | | 12/10/25 10:40 | 12/11/25 21:52 | 1 |
| Acenaphthylene | ND | *+ | 0.099 | 0.015 | ug/L | | 12/10/25 10:40 | 12/11/25 21:52 | 1 |
| Anthracene | ND | | 0.099 | 0.015 | ug/L | | 12/10/25 10:40 | 12/11/25 21:52 | 1 |
| Benzo[g,h,i]perylene | ND | | 0.099 | 0.021 | ug/L | | 12/10/25 10:40 | 12/11/25 21:52 | 1 |
| Benzo[k]fluoranthene | ND | | 0.099 | 0.022 | ug/L | | 12/10/25 10:40 | 12/11/25 21:52 | 1 |
| Benzo[a]anthracene | ND | | 0.099 | 0.010 | ug/L | | 12/10/25 10:40 | 12/11/25 21:52 | 1 |
| Benzo[a]pyrene | ND | | 0.099 | 0.017 | ug/L | | 12/10/25 10:40 | 12/11/25 21:52 | 1 |
| Benzo[b]fluoranthene | ND | | 0.099 | 0.018 | ug/L | | 12/10/25 10:40 | 12/11/25 21:52 | 1 |
| Chrysene | ND | | 0.099 | 0.037 | ug/L | | 12/10/25 10:40 | 12/11/25 21:52 | 1 |
| Dibenz(a,h)anthracene | ND | | 0.099 | 0.069 | ug/L | | 12/10/25 10:40 | 12/11/25 21:52 | 1 |
| Fluoranthene | ND | | 0.099 | 0.012 | ug/L | | 12/10/25 10:40 | 12/11/25 21:52 | 1 |
| Fluorene | ND | | 0.099 | 0.016 | ug/L | | 12/10/25 10:40 | 12/11/25 21:52 | 1 |
| Indeno[1,2,3-cd]pyrene | ND | | 0.099 | 0.019 | ug/L | | 12/10/25 10:40 | 12/11/25 21:52 | 1 |
| Naphthalene | ND | | 0.099 | 0.020 | ug/L | | 12/10/25 10:40 | 12/11/25 21:52 | 1 |
| Phenanthrene | ND | | 0.099 | 0.014 | ug/L | | 12/10/25 10:40 | 12/11/25 21:52 | 1 |
| Pyrene | ND | | 0.099 | 0.014 | ug/L | | 12/10/25 10:40 | 12/11/25 21:52 | 1 |
| Surrogate | %Recovery | Qualifier | Limits | | | | Prepared | Analyzed | Dil Fac |
| 2-Fluorobiphenyl (Surr) | 70 | | 31 - 169 | | | | 12/10/25 10:40 | 12/11/25 21:52 | 1 |
| Nitrobenzene-d5 (Surr) | 98 | | 37 - 188 | | | | 12/10/25 10:40 | 12/11/25 21:52 | 1 |
| p-Terphenyl-d14 (Surr) | 29 | | 17 - 155 | | | | 12/10/25 10:40 | 12/11/25 21:52 | 1 |

Method: EPA 300.0 - Anions, Ion Chromatography

| Analyte | Result | Qualifier | RL | MDL | Unit | D | Prepared | Analyzed | Dil Fac |
|----------|--------|-----------|------|-------|------|---|----------|----------------|---------|
| Fluoride | 3.1 | | 0.10 | 0.046 | mg/L | | | 12/13/25 08:32 | 1 |

Method: EPA 300.0 - Anions, Ion Chromatography - DL

| Analyte | Result | Qualifier | RL | MDL | Unit | D | Prepared | Analyzed | Dil Fac |
|----------|--------|-----------|----|-----|------|---|----------|----------------|---------|
| Chloride | 200 | | 10 | 3.6 | mg/L | | | 12/13/25 12:45 | 10 |

Method: EPA 200.8 - Metals (ICP/MS) - Total Recoverable

| Analyte | Result | Qualifier | RL | MDL | Unit | D | Prepared | Analyzed | Dil Fac |
|---------|--------|-----------|------|-------|------|---|----------------|----------------|---------|
| Uranium | 6.28 | | 1.00 | 0.207 | ug/L | | 12/18/25 06:18 | 12/18/25 16:17 | 1 |

Method: EPA 245.1 - Mercury (CVAA)

| Analyte | Result | Qualifier | RL | MDL | Unit | D | Prepared | Analyzed | Dil Fac |
|---------|--------|-----------|----------|----------|------|---|----------------|----------------|---------|
| Mercury | ND | | 0.000200 | 0.000124 | mg/L | | 12/09/25 09:31 | 12/10/25 10:40 | 1 |

Eurofins Calscience

Client Sample Results

Client: Stantec Consulting Services Inc
 Project/Site: ExxonMobil Gladiola Station / 238000257

Job ID: 570-258602-1

Client Sample ID: MW-33

Lab Sample ID: 570-258602-2

Date Collected: 12/03/25 11:00

Matrix: Water

Date Received: 12/05/25 10:50

Method: SW846 6010B - Metals (ICP) - Total Recoverable

| Analyte | Result | Qualifier | RL | MDL | Unit | D | Prepared | Analyzed | Dil Fac |
|-----------------|---------------|-----------|--------|----------|------|---|----------------|----------------|---------|
| Arsenic | ND | | 0.100 | 0.00986 | mg/L | | 12/18/25 08:07 | 12/19/25 11:10 | 1 |
| Barium | 0.297 | | 0.0100 | 0.00713 | mg/L | | 12/18/25 08:07 | 12/19/25 11:10 | 1 |
| Cadmium | ND | | 0.0100 | 0.000449 | mg/L | | 12/18/25 08:07 | 12/19/25 11:10 | 1 |
| Chromium | 0.0466 | J | 0.0500 | 0.00814 | mg/L | | 12/18/25 08:07 | 12/19/25 11:10 | 1 |
| Lead | ND | | 0.0500 | 0.00447 | mg/L | | 12/18/25 08:07 | 12/19/25 11:10 | 1 |
| Selenium | ND | | 0.0500 | 0.0145 | mg/L | | 12/18/25 08:07 | 12/19/25 11:10 | 1 |
| Silver | ND | | 0.0100 | 0.00679 | mg/L | | 12/18/25 08:07 | 12/19/25 11:10 | 1 |
| Beryllium | ND | | 0.0100 | 0.00296 | mg/L | | 12/18/25 08:07 | 12/19/25 11:10 | 1 |
| Thallium | ND | | 0.0500 | 0.00670 | mg/L | | 12/18/25 08:07 | 12/19/25 11:10 | 1 |

General Chemistry

| Analyte | Result | Qualifier | RL | MDL | Unit | D | Prepared | Analyzed | Dil Fac |
|--|-------------|-----------|--------|---------|------|---|----------------|----------------|---------|
| Total Dissolved Solids (SM 2540C) | 1040 | | 10.0 | 5.73 | mg/L | | | 12/09/25 15:31 | 1 |
| Cyanide, Total (SM 4500 CN E) | ND | | 0.0250 | 0.00930 | mg/L | | 12/06/25 10:40 | 12/06/25 12:35 | 1 |

Client Sample ID: MW-34

Lab Sample ID: 570-258602-3

Date Collected: 12/03/25 10:15

Matrix: Water

Date Received: 12/05/25 10:50

Method: SW846 8260B - Volatile Organic Compounds (GC/MS)

| Analyte | Result | Qualifier | RL | MDL | Unit | D | Prepared | Analyzed | Dil Fac |
|---------------------------------------|--------|-----------|------|------|------|---|----------|----------------|---------|
| Benzene | ND | | 0.50 | 0.14 | ug/L | | | 12/07/25 20:41 | 1 |
| Toluene | ND | | 0.50 | 0.14 | ug/L | | | 12/07/25 20:41 | 1 |
| Ethylbenzene | ND | | 0.50 | 0.16 | ug/L | | | 12/07/25 20:41 | 1 |
| o-Xylene | ND | | 0.50 | 0.18 | ug/L | | | 12/07/25 20:41 | 1 |
| m,p-Xylene | ND | | 1.0 | 0.39 | ug/L | | | 12/07/25 20:41 | 1 |
| Xylenes, Total | ND | | 1.0 | 0.39 | ug/L | | | 12/07/25 20:41 | 1 |
| Methyl-t-Butyl Ether (MTBE) | ND | | 0.50 | 0.14 | ug/L | | | 12/07/25 20:41 | 1 |
| 1,1,1,2-Tetrachloroethane | ND | | 0.50 | 0.20 | ug/L | | | 12/07/25 20:41 | 1 |
| 1,1,1-Trichloroethane | ND | | 0.50 | 0.20 | ug/L | | | 12/07/25 20:41 | 1 |
| 1,1,2,2-Tetrachloroethane | ND | | 0.50 | 0.14 | ug/L | | | 12/07/25 20:41 | 1 |
| 1,1,2-Trichloroethane | ND | | 0.50 | 0.18 | ug/L | | | 12/07/25 20:41 | 1 |
| 1,1,2-Trichloro-1,2,2-trifluoroethane | ND | | 0.50 | 0.25 | ug/L | | | 12/07/25 20:41 | 1 |
| 1,1-Dichloroethane | ND | | 0.50 | 0.21 | ug/L | | | 12/07/25 20:41 | 1 |
| 1,1-Dichloroethene | ND | | 0.50 | 0.21 | ug/L | | | 12/07/25 20:41 | 1 |
| 1,1-Dichloropropene | ND | | 0.50 | 0.16 | ug/L | | | 12/07/25 20:41 | 1 |
| 1,2,3-Trichlorobenzene | ND | | 0.50 | 0.26 | ug/L | | | 12/07/25 20:41 | 1 |
| 1,2,3-Trichloropropane | ND | | 0.50 | 0.31 | ug/L | | | 12/07/25 20:41 | 1 |
| 1,2,4-Trichlorobenzene | ND | | 0.50 | 0.26 | ug/L | | | 12/07/25 20:41 | 1 |
| 1,2,4-Trimethylbenzene | ND | | 0.50 | 0.22 | ug/L | | | 12/07/25 20:41 | 1 |
| 1,3,5-Trimethylbenzene | ND | | 0.50 | 0.19 | ug/L | | | 12/07/25 20:41 | 1 |
| c-1,2-Dichloroethene | ND | | 0.50 | 0.16 | ug/L | | | 12/07/25 20:41 | 1 |
| 1,2-Dibromo-3-Chloropropane | ND | | 1.0 | 0.84 | ug/L | | | 12/07/25 20:41 | 1 |
| 1,2-Dichlorobenzene | ND | | 0.50 | 0.14 | ug/L | | | 12/07/25 20:41 | 1 |
| 1,2-Dichloroethane | ND | | 0.50 | 0.14 | ug/L | | | 12/07/25 20:41 | 1 |
| 1,2-Dichloropropane | ND | | 0.50 | 0.14 | ug/L | | | 12/07/25 20:41 | 1 |
| t-1,2-Dichloroethene | ND | | 0.50 | 0.22 | ug/L | | | 12/07/25 20:41 | 1 |
| c-1,3-Dichloropropene | ND | | 0.50 | 0.15 | ug/L | | | 12/07/25 20:41 | 1 |
| 1,3-Dichlorobenzene | ND | | 0.50 | 0.16 | ug/L | | | 12/07/25 20:41 | 1 |
| 1,3-Dichloropropane | ND | | 0.50 | 0.19 | ug/L | | | 12/07/25 20:41 | 1 |

Eurofins Calscience

Client Sample Results

Client: Stantec Consulting Services Inc
 Project/Site: ExxonMobil Gladiola Station / 238000257

Job ID: 570-258602-1

Client Sample ID: MW-34

Lab Sample ID: 570-258602-3

Date Collected: 12/03/25 10:15

Matrix: Water

Date Received: 12/05/25 10:50

Method: SW846 8260B - Volatile Organic Compounds (GC/MS) (Continued)

| Analyte | Result | Qualifier | RL | MDL | Unit | D | Prepared | Analyzed | Dil Fac |
|--------------------------|--------|-----------|------|------|------|---|----------|----------------|---------|
| t-1,3-Dichloropropene | ND | | 0.50 | 0.21 | ug/L | | | 12/07/25 20:41 | 1 |
| 1,4-Dichlorobenzene | ND | | 0.50 | 0.11 | ug/L | | | 12/07/25 20:41 | 1 |
| 2,2-Dichloropropane | ND | | 0.50 | 0.26 | ug/L | | | 12/07/25 20:41 | 1 |
| 2-Chlorotoluene | ND | | 0.50 | 0.23 | ug/L | | | 12/07/25 20:41 | 1 |
| 4-Chlorotoluene | ND | | 0.50 | 0.24 | ug/L | | | 12/07/25 20:41 | 1 |
| 4-Methyl-2-pentanone | ND | | 5.0 | 1.6 | ug/L | | | 12/07/25 20:41 | 1 |
| Acetone | ND | | 8.0 | 3.6 | ug/L | | | 12/07/25 20:41 | 1 |
| Bromobenzene | ND | | 0.50 | 0.14 | ug/L | | | 12/07/25 20:41 | 1 |
| Bromochloromethane | ND | | 1.0 | 0.27 | ug/L | | | 12/07/25 20:41 | 1 |
| Bromoform | ND | | 0.50 | 0.28 | ug/L | | | 12/07/25 20:41 | 1 |
| Bromomethane | ND | | 2.0 | 1.9 | ug/L | | | 12/07/25 20:41 | 1 |
| Carbon disulfide | ND | | 1.0 | 0.32 | ug/L | | | 12/07/25 20:41 | 1 |
| Carbon tetrachloride | ND | | 0.50 | 0.27 | ug/L | | | 12/07/25 20:41 | 1 |
| Chlorobenzene | ND | | 0.50 | 0.12 | ug/L | | | 12/07/25 20:41 | 1 |
| Dibromochloromethane | ND | | 0.50 | 0.21 | ug/L | | | 12/07/25 20:41 | 1 |
| Chloroethane | ND | | 0.50 | 0.38 | ug/L | | | 12/07/25 20:41 | 1 |
| Chloroform | ND | | 0.50 | 0.25 | ug/L | | | 12/07/25 20:41 | 1 |
| Chloromethane | ND | | 1.0 | 0.65 | ug/L | | | 12/07/25 20:41 | 1 |
| Dibromomethane | ND | | 0.50 | 0.16 | ug/L | | | 12/07/25 20:41 | 1 |
| Bromodichloromethane | ND | | 0.50 | 0.15 | ug/L | | | 12/07/25 20:41 | 1 |
| Dichlorodifluoromethane | ND | | 1.0 | 0.51 | ug/L | | | 12/07/25 20:41 | 1 |
| 1,2-Dibromoethane | ND | | 0.50 | 0.27 | ug/L | | | 12/07/25 20:41 | 1 |
| Hexachloro-1,3-butadiene | ND | *+ | 1.0 | 0.26 | ug/L | | | 12/07/25 20:41 | 1 |
| Isopropylbenzene | ND | | 0.50 | 0.21 | ug/L | | | 12/07/25 20:41 | 1 |
| 2-Butanone | ND | | 5.0 | 2.9 | ug/L | | | 12/07/25 20:41 | 1 |
| Methylene Chloride | ND | | 1.0 | 0.40 | ug/L | | | 12/07/25 20:41 | 1 |
| 2-Hexanone | ND | | 6.0 | 2.0 | ug/L | | | 12/07/25 20:41 | 1 |
| Naphthalene | ND | | 1.0 | 0.55 | ug/L | | | 12/07/25 20:41 | 1 |
| n-Butylbenzene | ND | | 0.50 | 0.24 | ug/L | | | 12/07/25 20:41 | 1 |
| N-Propylbenzene | ND | | 0.50 | 0.18 | ug/L | | | 12/07/25 20:41 | 1 |
| p-Isopropyltoluene | ND | | 0.50 | 0.20 | ug/L | | | 12/07/25 20:41 | 1 |
| sec-Butylbenzene | ND | | 0.50 | 0.20 | ug/L | | | 12/07/25 20:41 | 1 |
| Styrene | ND | | 0.50 | 0.27 | ug/L | | | 12/07/25 20:41 | 1 |
| tert-Butylbenzene | ND | | 0.50 | 0.21 | ug/L | | | 12/07/25 20:41 | 1 |
| Tetrachloroethene | ND | | 0.50 | 0.16 | ug/L | | | 12/07/25 20:41 | 1 |
| Trichloroethene | ND | | 0.50 | 0.15 | ug/L | | | 12/07/25 20:41 | 1 |
| Trichlorofluoromethane | ND | | 0.50 | 0.26 | ug/L | | | 12/07/25 20:41 | 1 |
| Vinyl chloride | ND | | 0.50 | 0.23 | ug/L | | | 12/07/25 20:41 | 1 |

| Surrogate | %Recovery | Qualifier | Limits | Prepared | Analyzed | Dil Fac |
|------------------------------|-----------|-----------|----------|----------|----------------|---------|
| 1,2-Dichloroethane-d4 (Surr) | 92 | | 64 - 132 | | 12/07/25 20:41 | 1 |
| 4-Bromofluorobenzene (Surr) | 93 | | 76 - 120 | | 12/07/25 20:41 | 1 |
| Dibromofluoromethane (Surr) | 94 | | 80 - 120 | | 12/07/25 20:41 | 1 |
| Toluene-d8 (Surr) | 101 | | 80 - 120 | | 12/07/25 20:41 | 1 |

Method: SW846 8270E - Semivolatile Organic Compounds (GC-MS/MS)

| Analyte | Result | Qualifier | RL | MDL | Unit | D | Prepared | Analyzed | Dil Fac |
|---------------------|--------|-----------|------|-------|------|---|----------------|----------------|---------|
| 1-Methylnaphthalene | ND | | 0.10 | 0.018 | ug/L | | 12/10/25 10:40 | 12/11/25 22:16 | 1 |
| 2-Methylnaphthalene | ND | | 0.10 | 0.014 | ug/L | | 12/10/25 10:40 | 12/11/25 22:16 | 1 |
| Acenaphthene | ND | | 0.10 | 0.015 | ug/L | | 12/10/25 10:40 | 12/11/25 22:16 | 1 |

Eurofins Calscience

Client Sample Results

Client: Stantec Consulting Services Inc
 Project/Site: ExxonMobil Gladiola Station / 238000257

Job ID: 570-258602-1

Client Sample ID: MW-34

Lab Sample ID: 570-258602-3

Date Collected: 12/03/25 10:15

Matrix: Water

Date Received: 12/05/25 10:50

Method: SW846 8270E - Semivolatile Organic Compounds (GC-MS/MS) (Continued)

| Analyte | Result | Qualifier | RL | MDL | Unit | D | Prepared | Analyzed | Dil Fac |
|-------------------------|-----------|-----------|----------|-------|------|---|----------------|----------------|---------|
| Acenaphthylene | ND | *+ | 0.10 | 0.015 | ug/L | | 12/10/25 10:40 | 12/11/25 22:16 | 1 |
| Anthracene | ND | | 0.10 | 0.016 | ug/L | | 12/10/25 10:40 | 12/11/25 22:16 | 1 |
| Benzo[g,h,i]perylene | ND | | 0.10 | 0.021 | ug/L | | 12/10/25 10:40 | 12/11/25 22:16 | 1 |
| Benzo[k]fluoranthene | ND | | 0.10 | 0.022 | ug/L | | 12/10/25 10:40 | 12/11/25 22:16 | 1 |
| Benzo[a]anthracene | ND | | 0.10 | 0.010 | ug/L | | 12/10/25 10:40 | 12/11/25 22:16 | 1 |
| Benzo[a]pyrene | ND | | 0.10 | 0.017 | ug/L | | 12/10/25 10:40 | 12/11/25 22:16 | 1 |
| Benzo[b]fluoranthene | ND | | 0.10 | 0.019 | ug/L | | 12/10/25 10:40 | 12/11/25 22:16 | 1 |
| Chrysene | ND | | 0.10 | 0.038 | ug/L | | 12/10/25 10:40 | 12/11/25 22:16 | 1 |
| Dibenz(a,h)anthracene | ND | | 0.10 | 0.071 | ug/L | | 12/10/25 10:40 | 12/11/25 22:16 | 1 |
| Fluoranthene | ND | | 0.10 | 0.013 | ug/L | | 12/10/25 10:40 | 12/11/25 22:16 | 1 |
| Fluorene | ND | | 0.10 | 0.016 | ug/L | | 12/10/25 10:40 | 12/11/25 22:16 | 1 |
| Indeno[1,2,3-cd]pyrene | ND | | 0.10 | 0.020 | ug/L | | 12/10/25 10:40 | 12/11/25 22:16 | 1 |
| Naphthalene | ND | | 0.10 | 0.021 | ug/L | | 12/10/25 10:40 | 12/11/25 22:16 | 1 |
| Phenanthrene | ND | | 0.10 | 0.014 | ug/L | | 12/10/25 10:40 | 12/11/25 22:16 | 1 |
| Pyrene | ND | | 0.10 | 0.015 | ug/L | | 12/10/25 10:40 | 12/11/25 22:16 | 1 |
| Surrogate | %Recovery | Qualifier | Limits | | | | Prepared | Analyzed | Dil Fac |
| 2-Fluorobiphenyl (Surr) | 100 | | 31 - 169 | | | | 12/10/25 10:40 | 12/11/25 22:16 | 1 |
| Nitrobenzene-d5 (Surr) | 112 | | 37 - 188 | | | | 12/10/25 10:40 | 12/11/25 22:16 | 1 |
| p-Terphenyl-d14 (Surr) | 99 | | 17 - 155 | | | | 12/10/25 10:40 | 12/11/25 22:16 | 1 |

Method: EPA 300.0 - Anions, Ion Chromatography

| Analyte | Result | Qualifier | RL | MDL | Unit | D | Prepared | Analyzed | Dil Fac |
|----------|--------|-----------|------|-------|------|---|----------|----------------|---------|
| Fluoride | 2.3 | | 0.10 | 0.046 | mg/L | | | 12/13/25 08:47 | 1 |

Method: EPA 300.0 - Anions, Ion Chromatography - DL

| Analyte | Result | Qualifier | RL | MDL | Unit | D | Prepared | Analyzed | Dil Fac |
|----------|--------|-----------|----|-----|------|---|----------|----------------|---------|
| Chloride | 82 | | 10 | 3.6 | mg/L | | | 12/13/25 13:00 | 10 |

Method: EPA 200.8 - Metals (ICP/MS) - Total Recoverable

| Analyte | Result | Qualifier | RL | MDL | Unit | D | Prepared | Analyzed | Dil Fac |
|---------|--------|-----------|------|-------|------|---|----------------|----------------|---------|
| Uranium | 5.70 | | 1.00 | 0.207 | ug/L | | 12/18/25 06:18 | 12/18/25 16:20 | 1 |

Method: EPA 245.1 - Mercury (CVAA)

| Analyte | Result | Qualifier | RL | MDL | Unit | D | Prepared | Analyzed | Dil Fac |
|---------|--------|-----------|----------|----------|------|---|----------------|----------------|---------|
| Mercury | ND | | 0.000200 | 0.000124 | mg/L | | 12/09/25 09:31 | 12/10/25 10:42 | 1 |

Method: SW846 6010B - Metals (ICP) - Total Recoverable

| Analyte | Result | Qualifier | RL | MDL | Unit | D | Prepared | Analyzed | Dil Fac |
|-----------|--------|-----------|--------|----------|------|---|----------------|----------------|---------|
| Arsenic | ND | | 0.100 | 0.00986 | mg/L | | 12/18/25 08:30 | 12/18/25 21:00 | 1 |
| Barium | 0.152 | | 0.0100 | 0.00713 | mg/L | | 12/18/25 08:30 | 12/18/25 21:00 | 1 |
| Cadmium | ND | | 0.0100 | 0.000449 | mg/L | | 12/18/25 08:30 | 12/18/25 21:00 | 1 |
| Chromium | ND | | 0.0500 | 0.00814 | mg/L | | 12/18/25 08:30 | 12/18/25 21:00 | 1 |
| Lead | ND | | 0.0500 | 0.00447 | mg/L | | 12/18/25 08:30 | 12/18/25 21:00 | 1 |
| Selenium | ND | | 0.0500 | 0.0145 | mg/L | | 12/18/25 08:30 | 12/18/25 21:00 | 1 |
| Silver | ND | | 0.0100 | 0.00679 | mg/L | | 12/18/25 08:30 | 12/18/25 21:00 | 1 |
| Beryllium | ND | | 0.0100 | 0.00296 | mg/L | | 12/18/25 08:30 | 12/18/25 21:00 | 1 |
| Thallium | ND | | 0.0500 | 0.00670 | mg/L | | 12/18/25 08:30 | 12/18/25 21:00 | 1 |

Eurofins Calscience

Client Sample Results

Client: Stantec Consulting Services Inc
 Project/Site: ExxonMobil Gladiola Station / 238000257

Job ID: 570-258602-1

Client Sample ID: MW-34

Lab Sample ID: 570-258602-3

Date Collected: 12/03/25 10:15

Matrix: Water

Date Received: 12/05/25 10:50

General Chemistry

| Analyte | Result | Qualifier | RL | MDL | Unit | D | Prepared | Analyzed | Dil Fac |
|--|------------|-----------|--------|---------|------|---|----------------|----------------|---------|
| Total Dissolved Solids (SM 2540C) | 701 | | 10.0 | 5.73 | mg/L | | | 12/09/25 15:31 | 1 |
| Cyanide, Total (SM 4500 CN E) | ND | | 0.0250 | 0.00930 | mg/L | | 12/06/25 13:08 | 12/06/25 15:02 | 1 |

Client Sample ID: Trip Blank

Lab Sample ID: 570-258602-4

Date Collected: 12/03/25 14:45

Matrix: Water

Date Received: 12/05/25 10:50

Method: SW846 8260B - Volatile Organic Compounds (GC/MS)

| Analyte | Result | Qualifier | RL | MDL | Unit | D | Prepared | Analyzed | Dil Fac |
|---------------------------------------|--------|-----------|------|------|------|---|----------|----------------|---------|
| Benzene | ND | | 0.50 | 0.14 | ug/L | | | 12/07/25 15:51 | 1 |
| Toluene | ND | | 0.50 | 0.14 | ug/L | | | 12/07/25 15:51 | 1 |
| Ethylbenzene | ND | | 0.50 | 0.16 | ug/L | | | 12/07/25 15:51 | 1 |
| o-Xylene | ND | | 0.50 | 0.18 | ug/L | | | 12/07/25 15:51 | 1 |
| m,p-Xylene | ND | | 1.0 | 0.39 | ug/L | | | 12/07/25 15:51 | 1 |
| Xylenes, Total | ND | | 1.0 | 0.39 | ug/L | | | 12/07/25 15:51 | 1 |
| Methyl-t-Butyl Ether (MTBE) | ND | | 0.50 | 0.14 | ug/L | | | 12/07/25 15:51 | 1 |
| 1,1,1,2-Tetrachloroethane | ND | | 0.50 | 0.20 | ug/L | | | 12/07/25 15:51 | 1 |
| 1,1,1-Trichloroethane | ND | | 0.50 | 0.20 | ug/L | | | 12/07/25 15:51 | 1 |
| 1,1,2,2-Tetrachloroethane | ND | | 0.50 | 0.14 | ug/L | | | 12/07/25 15:51 | 1 |
| 1,1,2-Trichloroethane | ND | | 0.50 | 0.18 | ug/L | | | 12/07/25 15:51 | 1 |
| 1,1,2-Trichloro-1,2,2-trifluoroethane | ND | | 0.50 | 0.25 | ug/L | | | 12/07/25 15:51 | 1 |
| 1,1-Dichloroethane | ND | | 0.50 | 0.21 | ug/L | | | 12/07/25 15:51 | 1 |
| 1,1-Dichloroethene | ND | | 0.50 | 0.21 | ug/L | | | 12/07/25 15:51 | 1 |
| 1,1-Dichloropropene | ND | | 0.50 | 0.16 | ug/L | | | 12/07/25 15:51 | 1 |
| 1,2,3-Trichlorobenzene | ND | | 0.50 | 0.26 | ug/L | | | 12/07/25 15:51 | 1 |
| 1,2,3-Trichloropropane | ND | | 0.50 | 0.31 | ug/L | | | 12/07/25 15:51 | 1 |
| 1,2,4-Trichlorobenzene | ND | | 0.50 | 0.26 | ug/L | | | 12/07/25 15:51 | 1 |
| 1,2,4-Trimethylbenzene | ND | | 0.50 | 0.22 | ug/L | | | 12/07/25 15:51 | 1 |
| 1,3,5-Trimethylbenzene | ND | | 0.50 | 0.19 | ug/L | | | 12/07/25 15:51 | 1 |
| c-1,2-Dichloroethene | ND | | 0.50 | 0.16 | ug/L | | | 12/07/25 15:51 | 1 |
| 1,2-Dibromo-3-Chloropropane | ND | | 1.0 | 0.84 | ug/L | | | 12/07/25 15:51 | 1 |
| 1,2-Dichlorobenzene | ND | | 0.50 | 0.14 | ug/L | | | 12/07/25 15:51 | 1 |
| 1,2-Dichloroethane | ND | | 0.50 | 0.14 | ug/L | | | 12/07/25 15:51 | 1 |
| 1,2-Dichloropropane | ND | | 0.50 | 0.14 | ug/L | | | 12/07/25 15:51 | 1 |
| t-1,2-Dichloroethene | ND | | 0.50 | 0.22 | ug/L | | | 12/07/25 15:51 | 1 |
| c-1,3-Dichloropropene | ND | | 0.50 | 0.15 | ug/L | | | 12/07/25 15:51 | 1 |
| 1,3-Dichlorobenzene | ND | | 0.50 | 0.16 | ug/L | | | 12/07/25 15:51 | 1 |
| 1,3-Dichloropropane | ND | | 0.50 | 0.19 | ug/L | | | 12/07/25 15:51 | 1 |
| t-1,3-Dichloropropene | ND | | 0.50 | 0.21 | ug/L | | | 12/07/25 15:51 | 1 |
| 1,4-Dichlorobenzene | ND | | 0.50 | 0.11 | ug/L | | | 12/07/25 15:51 | 1 |
| 2,2-Dichloropropane | ND | | 0.50 | 0.26 | ug/L | | | 12/07/25 15:51 | 1 |
| 2-Chlorotoluene | ND | | 0.50 | 0.23 | ug/L | | | 12/07/25 15:51 | 1 |
| 4-Chlorotoluene | ND | | 0.50 | 0.24 | ug/L | | | 12/07/25 15:51 | 1 |
| 4-Methyl-2-pentanone | ND | | 5.0 | 1.6 | ug/L | | | 12/07/25 15:51 | 1 |
| Acetone | ND | | 8.0 | 3.6 | ug/L | | | 12/07/25 15:51 | 1 |
| Bromobenzene | ND | | 0.50 | 0.14 | ug/L | | | 12/07/25 15:51 | 1 |
| Bromochloromethane | ND | | 1.0 | 0.27 | ug/L | | | 12/07/25 15:51 | 1 |
| Bromoform | ND | | 0.50 | 0.28 | ug/L | | | 12/07/25 15:51 | 1 |
| Bromomethane | ND | | 2.0 | 1.9 | ug/L | | | 12/07/25 15:51 | 1 |
| Carbon disulfide | ND | | 1.0 | 0.32 | ug/L | | | 12/07/25 15:51 | 1 |

Eurofins Calscience

Client Sample Results

Client: Stantec Consulting Services Inc
 Project/Site: ExxonMobil Gladiola Station / 238000257

Job ID: 570-258602-1

Client Sample ID: Trip Blank

Lab Sample ID: 570-258602-4

Date Collected: 12/03/25 14:45

Matrix: Water

Date Received: 12/05/25 10:50

Method: SW846 8260B - Volatile Organic Compounds (GC/MS) (Continued)

| Analyte | Result | Qualifier | RL | MDL | Unit | D | Prepared | Analyzed | Dil Fac |
|------------------------------|-----------|-----------|----------|------|------|---|----------|----------------|---------|
| Carbon tetrachloride | ND | | 0.50 | 0.27 | ug/L | | | 12/07/25 15:51 | 1 |
| Chlorobenzene | ND | | 0.50 | 0.12 | ug/L | | | 12/07/25 15:51 | 1 |
| Dibromochloromethane | ND | | 0.50 | 0.21 | ug/L | | | 12/07/25 15:51 | 1 |
| Chloroethane | ND | | 0.50 | 0.38 | ug/L | | | 12/07/25 15:51 | 1 |
| Chloroform | ND | | 0.50 | 0.25 | ug/L | | | 12/07/25 15:51 | 1 |
| Chloromethane | ND | | 1.0 | 0.65 | ug/L | | | 12/07/25 15:51 | 1 |
| Dibromomethane | ND | | 0.50 | 0.16 | ug/L | | | 12/07/25 15:51 | 1 |
| Bromodichloromethane | ND | | 0.50 | 0.15 | ug/L | | | 12/07/25 15:51 | 1 |
| Dichlorodifluoromethane | ND | | 1.0 | 0.51 | ug/L | | | 12/07/25 15:51 | 1 |
| 1,2-Dibromoethane | ND | | 0.50 | 0.27 | ug/L | | | 12/07/25 15:51 | 1 |
| Hexachloro-1,3-butadiene | ND | *+ | 1.0 | 0.26 | ug/L | | | 12/07/25 15:51 | 1 |
| Isopropylbenzene | ND | | 0.50 | 0.21 | ug/L | | | 12/07/25 15:51 | 1 |
| 2-Butanone | ND | | 5.0 | 2.9 | ug/L | | | 12/07/25 15:51 | 1 |
| Methylene Chloride | ND | | 1.0 | 0.40 | ug/L | | | 12/07/25 15:51 | 1 |
| 2-Hexanone | ND | | 6.0 | 2.0 | ug/L | | | 12/07/25 15:51 | 1 |
| Naphthalene | ND | | 1.0 | 0.55 | ug/L | | | 12/07/25 15:51 | 1 |
| n-Butylbenzene | ND | | 0.50 | 0.24 | ug/L | | | 12/07/25 15:51 | 1 |
| N-Propylbenzene | ND | | 0.50 | 0.18 | ug/L | | | 12/07/25 15:51 | 1 |
| p-Isopropyltoluene | ND | | 0.50 | 0.20 | ug/L | | | 12/07/25 15:51 | 1 |
| sec-Butylbenzene | ND | | 0.50 | 0.20 | ug/L | | | 12/07/25 15:51 | 1 |
| Styrene | ND | | 0.50 | 0.27 | ug/L | | | 12/07/25 15:51 | 1 |
| tert-Butylbenzene | ND | | 0.50 | 0.21 | ug/L | | | 12/07/25 15:51 | 1 |
| Tetrachloroethene | ND | | 0.50 | 0.16 | ug/L | | | 12/07/25 15:51 | 1 |
| Trichloroethene | ND | | 0.50 | 0.15 | ug/L | | | 12/07/25 15:51 | 1 |
| Trichlorofluoromethane | ND | | 0.50 | 0.26 | ug/L | | | 12/07/25 15:51 | 1 |
| Vinyl chloride | ND | | 0.50 | 0.23 | ug/L | | | 12/07/25 15:51 | 1 |
| Surrogate | %Recovery | Qualifier | Limits | | | | Prepared | Analyzed | Dil Fac |
| 1,2-Dichloroethane-d4 (Surr) | 84 | | 64 - 132 | | | | | 12/07/25 15:51 | 1 |
| 4-Bromofluorobenzene (Surr) | 91 | | 76 - 120 | | | | | 12/07/25 15:51 | 1 |
| Dibromofluoromethane (Surr) | 92 | | 80 - 120 | | | | | 12/07/25 15:51 | 1 |
| Toluene-d8 (Surr) | 104 | | 80 - 120 | | | | | 12/07/25 15:51 | 1 |

Client Sample ID: MW-35

Lab Sample ID: 570-258602-5

Date Collected: 12/03/25 12:00

Matrix: Water

Date Received: 12/05/25 10:50

Method: SW846 8260B - Volatile Organic Compounds (GC/MS)

| Analyte | Result | Qualifier | RL | MDL | Unit | D | Prepared | Analyzed | Dil Fac |
|-----------------------------|--------|-----------|------|------|------|---|----------|----------------|---------|
| Benzene | ND | | 0.50 | 0.14 | ug/L | | | 12/07/25 21:08 | 1 |
| Toluene | ND | | 0.50 | 0.14 | ug/L | | | 12/07/25 21:08 | 1 |
| Ethylbenzene | ND | | 0.50 | 0.16 | ug/L | | | 12/07/25 21:08 | 1 |
| o-Xylene | ND | | 0.50 | 0.18 | ug/L | | | 12/07/25 21:08 | 1 |
| m,p-Xylene | ND | | 1.0 | 0.39 | ug/L | | | 12/07/25 21:08 | 1 |
| Xylenes, Total | ND | | 1.0 | 0.39 | ug/L | | | 12/07/25 21:08 | 1 |
| Methyl-t-Butyl Ether (MTBE) | ND | | 0.50 | 0.14 | ug/L | | | 12/07/25 21:08 | 1 |
| 1,1,1,2-Tetrachloroethane | ND | | 0.50 | 0.20 | ug/L | | | 12/07/25 21:08 | 1 |
| 1,1,1-Trichloroethane | ND | | 0.50 | 0.20 | ug/L | | | 12/07/25 21:08 | 1 |
| 1,1,2,2-Tetrachloroethane | ND | | 0.50 | 0.14 | ug/L | | | 12/07/25 21:08 | 1 |
| 1,1,2-Trichloroethane | ND | | 0.50 | 0.18 | ug/L | | | 12/07/25 21:08 | 1 |

Eurofins Calscience

Client Sample Results

Client: Stantec Consulting Services Inc
 Project/Site: ExxonMobil Gladiola Station / 238000257

Job ID: 570-258602-1

Client Sample ID: MW-35

Lab Sample ID: 570-258602-5

Date Collected: 12/03/25 12:00

Matrix: Water

Date Received: 12/05/25 10:50

Method: SW846 8260B - Volatile Organic Compounds (GC/MS) (Continued)

| Analyte | Result | Qualifier | RL | MDL | Unit | D | Prepared | Analyzed | Dil Fac |
|---------------------------------------|--------|-----------|------|------|------|---|----------|----------------|---------|
| 1,1,2-Trichloro-1,2,2-trifluoroethane | ND | | 0.50 | 0.25 | ug/L | | | 12/07/25 21:08 | 1 |
| 1,1-Dichloroethane | ND | | 0.50 | 0.21 | ug/L | | | 12/07/25 21:08 | 1 |
| 1,1-Dichloroethene | ND | | 0.50 | 0.21 | ug/L | | | 12/07/25 21:08 | 1 |
| 1,1-Dichloropropene | ND | | 0.50 | 0.16 | ug/L | | | 12/07/25 21:08 | 1 |
| 1,2,3-Trichlorobenzene | ND | | 0.50 | 0.26 | ug/L | | | 12/07/25 21:08 | 1 |
| 1,2,3-Trichloropropane | ND | | 0.50 | 0.31 | ug/L | | | 12/07/25 21:08 | 1 |
| 1,2,4-Trichlorobenzene | ND | | 0.50 | 0.26 | ug/L | | | 12/07/25 21:08 | 1 |
| 1,2,4-Trimethylbenzene | ND | | 0.50 | 0.22 | ug/L | | | 12/07/25 21:08 | 1 |
| 1,3,5-Trimethylbenzene | ND | | 0.50 | 0.19 | ug/L | | | 12/07/25 21:08 | 1 |
| c-1,2-Dichloroethene | ND | | 0.50 | 0.16 | ug/L | | | 12/07/25 21:08 | 1 |
| 1,2-Dibromo-3-Chloropropane | ND | | 1.0 | 0.84 | ug/L | | | 12/07/25 21:08 | 1 |
| 1,2-Dichlorobenzene | ND | | 0.50 | 0.14 | ug/L | | | 12/07/25 21:08 | 1 |
| 1,2-Dichloroethane | ND | | 0.50 | 0.14 | ug/L | | | 12/07/25 21:08 | 1 |
| 1,2-Dichloropropane | ND | | 0.50 | 0.14 | ug/L | | | 12/07/25 21:08 | 1 |
| t-1,2-Dichloroethene | ND | | 0.50 | 0.22 | ug/L | | | 12/07/25 21:08 | 1 |
| c-1,3-Dichloropropene | ND | | 0.50 | 0.15 | ug/L | | | 12/07/25 21:08 | 1 |
| 1,3-Dichlorobenzene | ND | | 0.50 | 0.16 | ug/L | | | 12/07/25 21:08 | 1 |
| 1,3-Dichloropropane | ND | | 0.50 | 0.19 | ug/L | | | 12/07/25 21:08 | 1 |
| t-1,3-Dichloropropene | ND | | 0.50 | 0.21 | ug/L | | | 12/07/25 21:08 | 1 |
| 1,4-Dichlorobenzene | ND | | 0.50 | 0.11 | ug/L | | | 12/07/25 21:08 | 1 |
| 2,2-Dichloropropane | ND | | 0.50 | 0.26 | ug/L | | | 12/07/25 21:08 | 1 |
| 2-Chlorotoluene | ND | | 0.50 | 0.23 | ug/L | | | 12/07/25 21:08 | 1 |
| 4-Chlorotoluene | ND | | 0.50 | 0.24 | ug/L | | | 12/07/25 21:08 | 1 |
| 4-Methyl-2-pentanone | ND | | 5.0 | 1.6 | ug/L | | | 12/07/25 21:08 | 1 |
| Acetone | ND | | 8.0 | 3.6 | ug/L | | | 12/07/25 21:08 | 1 |
| Bromobenzene | ND | | 0.50 | 0.14 | ug/L | | | 12/07/25 21:08 | 1 |
| Bromochloromethane | ND | | 1.0 | 0.27 | ug/L | | | 12/07/25 21:08 | 1 |
| Bromoform | ND | | 0.50 | 0.28 | ug/L | | | 12/07/25 21:08 | 1 |
| Bromomethane | ND | | 2.0 | 1.9 | ug/L | | | 12/07/25 21:08 | 1 |
| Carbon disulfide | ND | | 1.0 | 0.32 | ug/L | | | 12/07/25 21:08 | 1 |
| Carbon tetrachloride | ND | | 0.50 | 0.27 | ug/L | | | 12/07/25 21:08 | 1 |
| Chlorobenzene | ND | | 0.50 | 0.12 | ug/L | | | 12/07/25 21:08 | 1 |
| Dibromochloromethane | ND | | 0.50 | 0.21 | ug/L | | | 12/07/25 21:08 | 1 |
| Chloroethane | ND | | 0.50 | 0.38 | ug/L | | | 12/07/25 21:08 | 1 |
| Chloroform | ND | | 0.50 | 0.25 | ug/L | | | 12/07/25 21:08 | 1 |
| Chloromethane | ND | | 1.0 | 0.65 | ug/L | | | 12/07/25 21:08 | 1 |
| Dibromomethane | ND | | 0.50 | 0.16 | ug/L | | | 12/07/25 21:08 | 1 |
| Bromodichloromethane | ND | | 0.50 | 0.15 | ug/L | | | 12/07/25 21:08 | 1 |
| Dichlorodifluoromethane | ND | | 1.0 | 0.51 | ug/L | | | 12/07/25 21:08 | 1 |
| 1,2-Dibromoethane | ND | | 0.50 | 0.27 | ug/L | | | 12/07/25 21:08 | 1 |
| Hexachloro-1,3-butadiene | ND | *+ | 1.0 | 0.26 | ug/L | | | 12/07/25 21:08 | 1 |
| Isopropylbenzene | ND | | 0.50 | 0.21 | ug/L | | | 12/07/25 21:08 | 1 |
| 2-Butanone | ND | | 5.0 | 2.9 | ug/L | | | 12/07/25 21:08 | 1 |
| Methylene Chloride | ND | | 1.0 | 0.40 | ug/L | | | 12/07/25 21:08 | 1 |
| 2-Hexanone | ND | | 6.0 | 2.0 | ug/L | | | 12/07/25 21:08 | 1 |
| Naphthalene | ND | | 1.0 | 0.55 | ug/L | | | 12/07/25 21:08 | 1 |
| n-Butylbenzene | ND | | 0.50 | 0.24 | ug/L | | | 12/07/25 21:08 | 1 |
| N-Propylbenzene | ND | | 0.50 | 0.18 | ug/L | | | 12/07/25 21:08 | 1 |
| p-Isopropyltoluene | ND | | 0.50 | 0.20 | ug/L | | | 12/07/25 21:08 | 1 |

Eurofins Calscience

Client Sample Results

Client: Stantec Consulting Services Inc
 Project/Site: ExxonMobil Gladiola Station / 238000257

Job ID: 570-258602-1

Client Sample ID: MW-35

Lab Sample ID: 570-258602-5

Date Collected: 12/03/25 12:00

Matrix: Water

Date Received: 12/05/25 10:50

Method: SW846 8260B - Volatile Organic Compounds (GC/MS) (Continued)

| Analyte | Result | Qualifier | RL | MDL | Unit | D | Prepared | Analyzed | Dil Fac |
|------------------------|--------|-----------|------|------|------|---|----------|----------------|---------|
| sec-Butylbenzene | ND | | 0.50 | 0.20 | ug/L | | | 12/07/25 21:08 | 1 |
| Styrene | ND | | 0.50 | 0.27 | ug/L | | | 12/07/25 21:08 | 1 |
| tert-Butylbenzene | ND | | 0.50 | 0.21 | ug/L | | | 12/07/25 21:08 | 1 |
| Tetrachloroethene | ND | | 0.50 | 0.16 | ug/L | | | 12/07/25 21:08 | 1 |
| Trichloroethene | ND | | 0.50 | 0.15 | ug/L | | | 12/07/25 21:08 | 1 |
| Trichlorofluoromethane | ND | | 0.50 | 0.26 | ug/L | | | 12/07/25 21:08 | 1 |
| Vinyl chloride | ND | | 0.50 | 0.23 | ug/L | | | 12/07/25 21:08 | 1 |

| Surrogate | %Recovery | Qualifier | Limits | Prepared | Analyzed | Dil Fac |
|------------------------------|-----------|-----------|----------|----------|----------------|---------|
| 1,2-Dichloroethane-d4 (Surr) | 91 | | 64 - 132 | | 12/07/25 21:08 | 1 |
| 4-Bromofluorobenzene (Surr) | 92 | | 76 - 120 | | 12/07/25 21:08 | 1 |
| Dibromofluoromethane (Surr) | 92 | | 80 - 120 | | 12/07/25 21:08 | 1 |
| Toluene-d8 (Surr) | 101 | | 80 - 120 | | 12/07/25 21:08 | 1 |

Method: SW846 8270E - Semivolatile Organic Compounds (GC-MS/MS)

| Analyte | Result | Qualifier | RL | MDL | Unit | D | Prepared | Analyzed | Dil Fac |
|------------------------|--------|-----------|------|-------|------|---|----------------|----------------|---------|
| 1-Methylnaphthalene | ND | | 0.10 | 0.018 | ug/L | | 12/10/25 10:40 | 12/11/25 22:41 | 1 |
| 2-Methylnaphthalene | ND | | 0.10 | 0.014 | ug/L | | 12/10/25 10:40 | 12/11/25 22:41 | 1 |
| Acenaphthene | ND | | 0.10 | 0.015 | ug/L | | 12/10/25 10:40 | 12/11/25 22:41 | 1 |
| Acenaphthylene | ND | *+ | 0.10 | 0.015 | ug/L | | 12/10/25 10:40 | 12/11/25 22:41 | 1 |
| Anthracene | ND | | 0.10 | 0.016 | ug/L | | 12/10/25 10:40 | 12/11/25 22:41 | 1 |
| Benzo[g,h,i]perylene | ND | | 0.10 | 0.021 | ug/L | | 12/10/25 10:40 | 12/11/25 22:41 | 1 |
| Benzo[k]fluoranthene | ND | | 0.10 | 0.022 | ug/L | | 12/10/25 10:40 | 12/11/25 22:41 | 1 |
| Benzo[a]anthracene | ND | | 0.10 | 0.010 | ug/L | | 12/10/25 10:40 | 12/11/25 22:41 | 1 |
| Benzo[a]pyrene | ND | | 0.10 | 0.017 | ug/L | | 12/10/25 10:40 | 12/11/25 22:41 | 1 |
| Benzo[b]fluoranthene | ND | | 0.10 | 0.019 | ug/L | | 12/10/25 10:40 | 12/11/25 22:41 | 1 |
| Chrysene | ND | | 0.10 | 0.038 | ug/L | | 12/10/25 10:40 | 12/11/25 22:41 | 1 |
| Dibenz(a,h)anthracene | ND | | 0.10 | 0.071 | ug/L | | 12/10/25 10:40 | 12/11/25 22:41 | 1 |
| Fluoranthene | ND | | 0.10 | 0.013 | ug/L | | 12/10/25 10:40 | 12/11/25 22:41 | 1 |
| Fluorene | ND | | 0.10 | 0.016 | ug/L | | 12/10/25 10:40 | 12/11/25 22:41 | 1 |
| Indeno[1,2,3-cd]pyrene | ND | | 0.10 | 0.020 | ug/L | | 12/10/25 10:40 | 12/11/25 22:41 | 1 |
| Naphthalene | ND | | 0.10 | 0.021 | ug/L | | 12/10/25 10:40 | 12/11/25 22:41 | 1 |
| Phenanthrene | ND | | 0.10 | 0.014 | ug/L | | 12/10/25 10:40 | 12/11/25 22:41 | 1 |
| Pyrene | ND | | 0.10 | 0.015 | ug/L | | 12/10/25 10:40 | 12/11/25 22:41 | 1 |

| Surrogate | %Recovery | Qualifier | Limits | Prepared | Analyzed | Dil Fac |
|-------------------------|-----------|-----------|----------|----------------|----------------|---------|
| 2-Fluorobiphenyl (Surr) | 90 | | 31 - 169 | 12/10/25 10:40 | 12/11/25 22:41 | 1 |
| Nitrobenzene-d5 (Surr) | 99 | | 37 - 188 | 12/10/25 10:40 | 12/11/25 22:41 | 1 |
| p-Terphenyl-d14 (Surr) | 52 | | 17 - 155 | 12/10/25 10:40 | 12/11/25 22:41 | 1 |

Method: EPA 300.0 - Anions, Ion Chromatography

| Analyte | Result | Qualifier | RL | MDL | Unit | D | Prepared | Analyzed | Dil Fac |
|----------|--------|-----------|------|-------|------|---|----------|----------------|---------|
| Fluoride | 2.6 | | 0.10 | 0.046 | mg/L | | | 12/13/25 09:02 | 1 |

Method: EPA 300.0 - Anions, Ion Chromatography - DL

| Analyte | Result | Qualifier | RL | MDL | Unit | D | Prepared | Analyzed | Dil Fac |
|----------|--------|-----------|----|-----|------|---|----------|----------------|---------|
| Chloride | 240 | | 10 | 3.6 | mg/L | | | 12/13/25 13:14 | 10 |

Method: EPA 200.8 - Metals (ICP/MS) - Total Recoverable

| Analyte | Result | Qualifier | RL | MDL | Unit | D | Prepared | Analyzed | Dil Fac |
|---------|--------|-----------|------|-------|------|---|----------------|----------------|---------|
| Uranium | 5.11 | | 1.00 | 0.207 | ug/L | | 12/18/25 06:18 | 12/18/25 16:22 | 1 |

Eurofins Calscience

Client Sample Results

Client: Stantec Consulting Services Inc
 Project/Site: ExxonMobil Gladiola Station / 238000257

Job ID: 570-258602-1

Client Sample ID: MW-35

Lab Sample ID: 570-258602-5

Date Collected: 12/03/25 12:00

Matrix: Water

Date Received: 12/05/25 10:50

Method: EPA 245.1 - Mercury (CVAA)

| Analyte | Result | Qualifier | RL | MDL | Unit | D | Prepared | Analyzed | Dil Fac |
|---------|--------|-----------|----------|----------|------|---|----------------|----------------|---------|
| Mercury | ND | | 0.000200 | 0.000124 | mg/L | | 12/09/25 09:31 | 12/10/25 10:44 | 1 |

Method: SW846 6010B - Metals (ICP) - Total Recoverable

| Analyte | Result | Qualifier | RL | MDL | Unit | D | Prepared | Analyzed | Dil Fac |
|-----------|--------|-----------|--------|----------|------|---|----------------|----------------|---------|
| Arsenic | ND | | 0.100 | 0.00986 | mg/L | | 12/18/25 08:07 | 12/19/25 11:07 | 1 |
| Barium | 0.120 | | 0.0100 | 0.00713 | mg/L | | 12/18/25 08:07 | 12/19/25 11:07 | 1 |
| Cadmium | ND | | 0.0100 | 0.000449 | mg/L | | 12/18/25 08:07 | 12/19/25 11:07 | 1 |
| Chromium | 0.0316 | J | 0.0500 | 0.00814 | mg/L | | 12/18/25 08:07 | 12/19/25 11:07 | 1 |
| Lead | ND | | 0.0500 | 0.00447 | mg/L | | 12/18/25 08:07 | 12/19/25 11:07 | 1 |
| Selenium | ND | | 0.0500 | 0.0145 | mg/L | | 12/18/25 08:07 | 12/19/25 11:07 | 1 |
| Silver | ND | | 0.0100 | 0.00679 | mg/L | | 12/18/25 08:07 | 12/19/25 11:07 | 1 |
| Beryllium | ND | | 0.0100 | 0.00296 | mg/L | | 12/18/25 08:07 | 12/19/25 11:07 | 1 |
| Thallium | ND | | 0.0500 | 0.00670 | mg/L | | 12/18/25 08:07 | 12/19/25 11:07 | 1 |

General Chemistry

| Analyte | Result | Qualifier | RL | MDL | Unit | D | Prepared | Analyzed | Dil Fac |
|-----------------------------------|--------|-----------|--------|---------|------|---|----------------|----------------|---------|
| Total Dissolved Solids (SM 2540C) | 953 | | 10.0 | 5.73 | mg/L | | | 12/09/25 15:31 | 1 |
| Cyanide, Total (SM 4500 CN E) | ND | | 0.0250 | 0.00930 | mg/L | | 12/06/25 13:08 | 12/06/25 15:04 | 1 |

Client Sample ID: MW-36

Lab Sample ID: 570-258602-6

Date Collected: 12/03/25 11:30

Matrix: Water

Date Received: 12/05/25 10:50

Method: SW846 8260B - Volatile Organic Compounds (GC/MS)

| Analyte | Result | Qualifier | RL | MDL | Unit | D | Prepared | Analyzed | Dil Fac |
|---------------------------------------|--------|-----------|------|------|------|---|----------|----------------|---------|
| Benzene | ND | | 0.50 | 0.14 | ug/L | | | 12/07/25 21:34 | 1 |
| Toluene | ND | | 0.50 | 0.14 | ug/L | | | 12/07/25 21:34 | 1 |
| Ethylbenzene | ND | | 0.50 | 0.16 | ug/L | | | 12/07/25 21:34 | 1 |
| o-Xylene | ND | | 0.50 | 0.18 | ug/L | | | 12/07/25 21:34 | 1 |
| m,p-Xylene | ND | | 1.0 | 0.39 | ug/L | | | 12/07/25 21:34 | 1 |
| Xylenes, Total | ND | | 1.0 | 0.39 | ug/L | | | 12/07/25 21:34 | 1 |
| Methyl-t-Butyl Ether (MTBE) | ND | | 0.50 | 0.14 | ug/L | | | 12/07/25 21:34 | 1 |
| 1,1,1,2-Tetrachloroethane | ND | | 0.50 | 0.20 | ug/L | | | 12/07/25 21:34 | 1 |
| 1,1,1-Trichloroethane | ND | | 0.50 | 0.20 | ug/L | | | 12/07/25 21:34 | 1 |
| 1,1,2,2-Tetrachloroethane | ND | | 0.50 | 0.14 | ug/L | | | 12/07/25 21:34 | 1 |
| 1,1,2-Trichloroethane | ND | | 0.50 | 0.18 | ug/L | | | 12/07/25 21:34 | 1 |
| 1,1,2-Trichloro-1,2,2-trifluoroethane | ND | | 0.50 | 0.25 | ug/L | | | 12/07/25 21:34 | 1 |
| 1,1-Dichloroethane | ND | | 0.50 | 0.21 | ug/L | | | 12/07/25 21:34 | 1 |
| 1,1-Dichloroethene | ND | | 0.50 | 0.21 | ug/L | | | 12/07/25 21:34 | 1 |
| 1,1-Dichloropropene | ND | | 0.50 | 0.16 | ug/L | | | 12/07/25 21:34 | 1 |
| 1,2,3-Trichlorobenzene | ND | | 0.50 | 0.26 | ug/L | | | 12/07/25 21:34 | 1 |
| 1,2,3-Trichloropropane | ND | | 0.50 | 0.31 | ug/L | | | 12/07/25 21:34 | 1 |
| 1,2,4-Trichlorobenzene | ND | | 0.50 | 0.26 | ug/L | | | 12/07/25 21:34 | 1 |
| 1,2,4-Trimethylbenzene | ND | | 0.50 | 0.22 | ug/L | | | 12/07/25 21:34 | 1 |
| 1,3,5-Trimethylbenzene | ND | | 0.50 | 0.19 | ug/L | | | 12/07/25 21:34 | 1 |
| c-1,2-Dichloroethene | ND | | 0.50 | 0.16 | ug/L | | | 12/07/25 21:34 | 1 |
| 1,2-Dibromo-3-Chloropropane | ND | | 1.0 | 0.84 | ug/L | | | 12/07/25 21:34 | 1 |
| 1,2-Dichlorobenzene | ND | | 0.50 | 0.14 | ug/L | | | 12/07/25 21:34 | 1 |
| 1,2-Dichloroethane | ND | | 0.50 | 0.14 | ug/L | | | 12/07/25 21:34 | 1 |
| 1,2-Dichloropropane | ND | | 0.50 | 0.14 | ug/L | | | 12/07/25 21:34 | 1 |

Eurofins Calscience

Client Sample Results

Client: Stantec Consulting Services Inc
 Project/Site: ExxonMobil Gladiola Station / 238000257

Job ID: 570-258602-1

Client Sample ID: MW-36

Lab Sample ID: 570-258602-6

Date Collected: 12/03/25 11:30

Matrix: Water

Date Received: 12/05/25 10:50

Method: SW846 8260B - Volatile Organic Compounds (GC/MS) (Continued)

| Analyte | Result | Qualifier | RL | MDL | Unit | D | Prepared | Analyzed | Dil Fac |
|------------------------------|-----------|-----------|----------|------|------|---|----------|----------------|---------|
| t-1,2-Dichloroethene | ND | | 0.50 | 0.22 | ug/L | | | 12/07/25 21:34 | 1 |
| c-1,3-Dichloropropene | ND | | 0.50 | 0.15 | ug/L | | | 12/07/25 21:34 | 1 |
| 1,3-Dichlorobenzene | ND | | 0.50 | 0.16 | ug/L | | | 12/07/25 21:34 | 1 |
| 1,3-Dichloropropane | ND | | 0.50 | 0.19 | ug/L | | | 12/07/25 21:34 | 1 |
| t-1,3-Dichloropropene | ND | | 0.50 | 0.21 | ug/L | | | 12/07/25 21:34 | 1 |
| 1,4-Dichlorobenzene | ND | | 0.50 | 0.11 | ug/L | | | 12/07/25 21:34 | 1 |
| 2,2-Dichloropropane | ND | | 0.50 | 0.26 | ug/L | | | 12/07/25 21:34 | 1 |
| 2-Chlorotoluene | ND | | 0.50 | 0.23 | ug/L | | | 12/07/25 21:34 | 1 |
| 4-Chlorotoluene | ND | | 0.50 | 0.24 | ug/L | | | 12/07/25 21:34 | 1 |
| 4-Methyl-2-pentanone | ND | | 5.0 | 1.6 | ug/L | | | 12/07/25 21:34 | 1 |
| Acetone | ND | | 8.0 | 3.6 | ug/L | | | 12/07/25 21:34 | 1 |
| Bromobenzene | ND | | 0.50 | 0.14 | ug/L | | | 12/07/25 21:34 | 1 |
| Bromochloromethane | ND | | 1.0 | 0.27 | ug/L | | | 12/07/25 21:34 | 1 |
| Bromoform | ND | | 0.50 | 0.28 | ug/L | | | 12/07/25 21:34 | 1 |
| Bromomethane | ND | | 2.0 | 1.9 | ug/L | | | 12/07/25 21:34 | 1 |
| Carbon disulfide | ND | | 1.0 | 0.32 | ug/L | | | 12/07/25 21:34 | 1 |
| Carbon tetrachloride | ND | | 0.50 | 0.27 | ug/L | | | 12/07/25 21:34 | 1 |
| Chlorobenzene | ND | | 0.50 | 0.12 | ug/L | | | 12/07/25 21:34 | 1 |
| Dibromochloromethane | ND | | 0.50 | 0.21 | ug/L | | | 12/07/25 21:34 | 1 |
| Chloroethane | ND | | 0.50 | 0.38 | ug/L | | | 12/07/25 21:34 | 1 |
| Chloroform | ND | | 0.50 | 0.25 | ug/L | | | 12/07/25 21:34 | 1 |
| Chloromethane | ND | | 1.0 | 0.65 | ug/L | | | 12/07/25 21:34 | 1 |
| Dibromomethane | ND | | 0.50 | 0.16 | ug/L | | | 12/07/25 21:34 | 1 |
| Bromodichloromethane | ND | | 0.50 | 0.15 | ug/L | | | 12/07/25 21:34 | 1 |
| Dichlorodifluoromethane | ND | | 1.0 | 0.51 | ug/L | | | 12/07/25 21:34 | 1 |
| 1,2-Dibromoethane | ND | | 0.50 | 0.27 | ug/L | | | 12/07/25 21:34 | 1 |
| Hexachloro-1,3-butadiene | ND | + | 1.0 | 0.26 | ug/L | | | 12/07/25 21:34 | 1 |
| Isopropylbenzene | ND | | 0.50 | 0.21 | ug/L | | | 12/07/25 21:34 | 1 |
| 2-Butanone | ND | | 5.0 | 2.9 | ug/L | | | 12/07/25 21:34 | 1 |
| Methylene Chloride | ND | | 1.0 | 0.40 | ug/L | | | 12/07/25 21:34 | 1 |
| 2-Hexanone | ND | | 6.0 | 2.0 | ug/L | | | 12/07/25 21:34 | 1 |
| Naphthalene | ND | | 1.0 | 0.55 | ug/L | | | 12/07/25 21:34 | 1 |
| n-Butylbenzene | ND | | 0.50 | 0.24 | ug/L | | | 12/07/25 21:34 | 1 |
| N-Propylbenzene | ND | | 0.50 | 0.18 | ug/L | | | 12/07/25 21:34 | 1 |
| p-Isopropyltoluene | ND | | 0.50 | 0.20 | ug/L | | | 12/07/25 21:34 | 1 |
| sec-Butylbenzene | ND | | 0.50 | 0.20 | ug/L | | | 12/07/25 21:34 | 1 |
| Styrene | ND | | 0.50 | 0.27 | ug/L | | | 12/07/25 21:34 | 1 |
| tert-Butylbenzene | ND | | 0.50 | 0.21 | ug/L | | | 12/07/25 21:34 | 1 |
| Tetrachloroethene | ND | | 0.50 | 0.16 | ug/L | | | 12/07/25 21:34 | 1 |
| Trichloroethene | ND | | 0.50 | 0.15 | ug/L | | | 12/07/25 21:34 | 1 |
| Trichlorofluoromethane | ND | | 0.50 | 0.26 | ug/L | | | 12/07/25 21:34 | 1 |
| Vinyl chloride | ND | | 0.50 | 0.23 | ug/L | | | 12/07/25 21:34 | 1 |
| Surrogate | %Recovery | Qualifier | Limits | | | | Prepared | Analyzed | Dil Fac |
| 1,2-Dichloroethane-d4 (Surr) | 88 | | 64 - 132 | | | | | 12/07/25 21:34 | 1 |
| 4-Bromofluorobenzene (Surr) | 92 | | 76 - 120 | | | | | 12/07/25 21:34 | 1 |
| Dibromofluoromethane (Surr) | 94 | | 80 - 120 | | | | | 12/07/25 21:34 | 1 |
| Toluene-d8 (Surr) | 103 | | 80 - 120 | | | | | 12/07/25 21:34 | 1 |

Eurofins Calscience

Client Sample Results

Client: Stantec Consulting Services Inc
 Project/Site: ExxonMobil Gladiola Station / 238000257

Job ID: 570-258602-1

Client Sample ID: MW-36

Lab Sample ID: 570-258602-6

Date Collected: 12/03/25 11:30

Matrix: Water

Date Received: 12/05/25 10:50

Method: SW846 8270E - Semivolatile Organic Compounds (GC-MS/MS)

| Analyte | Result | Qualifier | RL | MDL | Unit | D | Prepared | Analyzed | Dil Fac |
|-------------------------|-----------|-----------|----------|-------|------|---|----------------|----------------|---------|
| 1-Methylnaphthalene | ND | | 0.10 | 0.019 | ug/L | | 12/10/25 10:40 | 12/11/25 23:05 | 1 |
| 2-Methylnaphthalene | ND | | 0.10 | 0.014 | ug/L | | 12/10/25 10:40 | 12/11/25 23:05 | 1 |
| Acenaphthene | ND | | 0.10 | 0.015 | ug/L | | 12/10/25 10:40 | 12/11/25 23:05 | 1 |
| Acenaphthylene | ND | + | 0.10 | 0.015 | ug/L | | 12/10/25 10:40 | 12/11/25 23:05 | 1 |
| Anthracene | ND | | 0.10 | 0.016 | ug/L | | 12/10/25 10:40 | 12/11/25 23:05 | 1 |
| Benzo[g,h,i]perylene | ND | | 0.10 | 0.022 | ug/L | | 12/10/25 10:40 | 12/11/25 23:05 | 1 |
| Benzo[k]fluoranthene | ND | | 0.10 | 0.023 | ug/L | | 12/10/25 10:40 | 12/11/25 23:05 | 1 |
| Benzo[a]anthracene | ND | | 0.10 | 0.011 | ug/L | | 12/10/25 10:40 | 12/11/25 23:05 | 1 |
| Benzo[a]pyrene | ND | | 0.10 | 0.018 | ug/L | | 12/10/25 10:40 | 12/11/25 23:05 | 1 |
| Benzo[b]fluoranthene | ND | | 0.10 | 0.019 | ug/L | | 12/10/25 10:40 | 12/11/25 23:05 | 1 |
| Chrysene | ND | | 0.10 | 0.038 | ug/L | | 12/10/25 10:40 | 12/11/25 23:05 | 1 |
| Dibenz(a,h)anthracene | ND | | 0.10 | 0.072 | ug/L | | 12/10/25 10:40 | 12/11/25 23:05 | 1 |
| Fluoranthene | ND | | 0.10 | 0.013 | ug/L | | 12/10/25 10:40 | 12/11/25 23:05 | 1 |
| Fluorene | ND | | 0.10 | 0.016 | ug/L | | 12/10/25 10:40 | 12/11/25 23:05 | 1 |
| Indeno[1,2,3-cd]pyrene | ND | | 0.10 | 0.020 | ug/L | | 12/10/25 10:40 | 12/11/25 23:05 | 1 |
| Naphthalene | ND | | 0.10 | 0.021 | ug/L | | 12/10/25 10:40 | 12/11/25 23:05 | 1 |
| Phenanthrene | ND | | 0.10 | 0.015 | ug/L | | 12/10/25 10:40 | 12/11/25 23:05 | 1 |
| Pyrene | ND | | 0.10 | 0.015 | ug/L | | 12/10/25 10:40 | 12/11/25 23:05 | 1 |
| Surrogate | %Recovery | Qualifier | Limits | | | | Prepared | Analyzed | Dil Fac |
| 2-Fluorobiphenyl (Surr) | 103 | | 31 - 169 | | | | 12/10/25 10:40 | 12/11/25 23:05 | 1 |
| Nitrobenzene-d5 (Surr) | 110 | | 37 - 188 | | | | 12/10/25 10:40 | 12/11/25 23:05 | 1 |
| p-Terphenyl-d14 (Surr) | 113 | | 17 - 155 | | | | 12/10/25 10:40 | 12/11/25 23:05 | 1 |

Method: EPA 300.0 - Anions, Ion Chromatography

| Analyte | Result | Qualifier | RL | MDL | Unit | D | Prepared | Analyzed | Dil Fac |
|----------|--------|-----------|------|-------|------|---|----------|----------------|---------|
| Fluoride | 1.6 | | 0.10 | 0.046 | mg/L | | | 12/13/25 09:17 | 1 |

Method: EPA 300.0 - Anions, Ion Chromatography - DL

| Analyte | Result | Qualifier | RL | MDL | Unit | D | Prepared | Analyzed | Dil Fac |
|----------|--------|-----------|----|-----|------|---|----------|----------------|---------|
| Chloride | 290 | | 10 | 3.6 | mg/L | | | 12/13/25 13:29 | 10 |

Method: EPA 200.8 - Metals (ICP/MS) - Total Recoverable

| Analyte | Result | Qualifier | RL | MDL | Unit | D | Prepared | Analyzed | Dil Fac |
|---------|--------|-----------|------|-------|------|---|----------------|----------------|---------|
| Uranium | 4.85 | | 1.00 | 0.207 | ug/L | | 12/18/25 06:18 | 12/18/25 16:25 | 1 |

Method: EPA 245.1 - Mercury (CVAA)

| Analyte | Result | Qualifier | RL | MDL | Unit | D | Prepared | Analyzed | Dil Fac |
|---------|--------|-----------|----------|----------|------|---|----------------|----------------|---------|
| Mercury | ND | | 0.000200 | 0.000124 | mg/L | | 12/09/25 09:31 | 12/10/25 10:46 | 1 |

Method: SW846 6010B - Metals (ICP) - Total Recoverable

| Analyte | Result | Qualifier | RL | MDL | Unit | D | Prepared | Analyzed | Dil Fac |
|-----------|--------|-----------|--------|----------|------|---|----------------|----------------|---------|
| Arsenic | ND | | 0.100 | 0.00986 | mg/L | | 12/18/25 08:30 | 12/18/25 20:56 | 1 |
| Barium | 0.0578 | | 0.0100 | 0.00713 | mg/L | | 12/18/25 08:30 | 12/18/25 20:56 | 1 |
| Cadmium | ND | | 0.0100 | 0.000449 | mg/L | | 12/18/25 08:30 | 12/18/25 20:56 | 1 |
| Chromium | 0.0258 | J | 0.0500 | 0.00814 | mg/L | | 12/18/25 08:30 | 12/18/25 20:56 | 1 |
| Lead | ND | | 0.0500 | 0.00447 | mg/L | | 12/18/25 08:30 | 12/18/25 20:56 | 1 |
| Selenium | ND | | 0.0500 | 0.0145 | mg/L | | 12/18/25 08:30 | 12/18/25 20:56 | 1 |
| Silver | ND | | 0.0100 | 0.00679 | mg/L | | 12/18/25 08:30 | 12/18/25 20:56 | 1 |
| Beryllium | ND | | 0.0100 | 0.00296 | mg/L | | 12/18/25 08:30 | 12/18/25 20:56 | 1 |
| Thallium | ND | | 0.0500 | 0.00670 | mg/L | | 12/18/25 08:30 | 12/18/25 20:56 | 1 |

Eurofins Calscience

Client Sample Results

Client: Stantec Consulting Services Inc
 Project/Site: ExxonMobil Gladiola Station / 238000257

Job ID: 570-258602-1

Client Sample ID: MW-36

Lab Sample ID: 570-258602-6

Date Collected: 12/03/25 11:30

Matrix: Water

Date Received: 12/05/25 10:50

General Chemistry

| Analyte | Result | Qualifier | RL | MDL | Unit | D | Prepared | Analyzed | Dil Fac |
|--|------------|-----------|--------|---------|------|---|----------------|----------------|---------|
| Total Dissolved Solids (SM 2540C) | 904 | | 10.0 | 5.73 | mg/L | | | 12/09/25 15:31 | 1 |
| Cyanide, Total (SM 4500 CN E) | ND | | 0.0250 | 0.00930 | mg/L | | 12/06/25 13:08 | 12/06/25 15:05 | 1 |

Client Sample ID: MW-37

Lab Sample ID: 570-258602-7

Date Collected: 12/03/25 09:30

Matrix: Water

Date Received: 12/05/25 10:50

Method: SW846 8260B - Volatile Organic Compounds (GC/MS)

| Analyte | Result | Qualifier | RL | MDL | Unit | D | Prepared | Analyzed | Dil Fac |
|---------------------------------------|-------------|-----------|------|------|------|---|----------|----------------|---------|
| Benzene | ND | | 0.50 | 0.14 | ug/L | | | 12/07/25 22:01 | 1 |
| Toluene | ND | | 0.50 | 0.14 | ug/L | | | 12/07/25 22:01 | 1 |
| Ethylbenzene | ND | | 0.50 | 0.16 | ug/L | | | 12/07/25 22:01 | 1 |
| o-Xylene | ND | | 0.50 | 0.18 | ug/L | | | 12/07/25 22:01 | 1 |
| m,p-Xylene | ND | | 1.0 | 0.39 | ug/L | | | 12/07/25 22:01 | 1 |
| Xylenes, Total | ND | | 1.0 | 0.39 | ug/L | | | 12/07/25 22:01 | 1 |
| Methyl-t-Butyl Ether (MTBE) | ND | | 0.50 | 0.14 | ug/L | | | 12/07/25 22:01 | 1 |
| 1,1,1,2-Tetrachloroethane | ND | | 0.50 | 0.20 | ug/L | | | 12/07/25 22:01 | 1 |
| 1,1,1-Trichloroethane | ND | | 0.50 | 0.20 | ug/L | | | 12/07/25 22:01 | 1 |
| 1,1,2,2-Tetrachloroethane | ND | | 0.50 | 0.14 | ug/L | | | 12/07/25 22:01 | 1 |
| 1,1,2-Trichloroethane | ND | | 0.50 | 0.18 | ug/L | | | 12/07/25 22:01 | 1 |
| 1,1,2-Trichloro-1,2,2-trifluoroethane | ND | | 0.50 | 0.25 | ug/L | | | 12/07/25 22:01 | 1 |
| 1,1-Dichloroethane | ND | | 0.50 | 0.21 | ug/L | | | 12/07/25 22:01 | 1 |
| 1,1-Dichloroethene | ND | | 0.50 | 0.21 | ug/L | | | 12/07/25 22:01 | 1 |
| 1,1-Dichloropropene | ND | | 0.50 | 0.16 | ug/L | | | 12/07/25 22:01 | 1 |
| 1,2,3-Trichlorobenzene | ND | | 0.50 | 0.26 | ug/L | | | 12/07/25 22:01 | 1 |
| 1,2,3-Trichloropropane | ND | | 0.50 | 0.31 | ug/L | | | 12/07/25 22:01 | 1 |
| 1,2,4-Trichlorobenzene | ND | | 0.50 | 0.26 | ug/L | | | 12/07/25 22:01 | 1 |
| 1,2,4-Trimethylbenzene | ND | | 0.50 | 0.22 | ug/L | | | 12/07/25 22:01 | 1 |
| 1,3,5-Trimethylbenzene | ND | | 0.50 | 0.19 | ug/L | | | 12/07/25 22:01 | 1 |
| c-1,2-Dichloroethene | ND | | 0.50 | 0.16 | ug/L | | | 12/07/25 22:01 | 1 |
| 1,2-Dibromo-3-Chloropropane | ND | | 1.0 | 0.84 | ug/L | | | 12/07/25 22:01 | 1 |
| 1,2-Dichlorobenzene | ND | | 0.50 | 0.14 | ug/L | | | 12/07/25 22:01 | 1 |
| 1,2-Dichloroethane | ND | | 0.50 | 0.14 | ug/L | | | 12/07/25 22:01 | 1 |
| 1,2-Dichloropropane | ND | | 0.50 | 0.14 | ug/L | | | 12/07/25 22:01 | 1 |
| t-1,2-Dichloroethene | ND | | 0.50 | 0.22 | ug/L | | | 12/07/25 22:01 | 1 |
| c-1,3-Dichloropropene | ND | | 0.50 | 0.15 | ug/L | | | 12/07/25 22:01 | 1 |
| 1,3-Dichlorobenzene | ND | | 0.50 | 0.16 | ug/L | | | 12/07/25 22:01 | 1 |
| 1,3-Dichloropropane | ND | | 0.50 | 0.19 | ug/L | | | 12/07/25 22:01 | 1 |
| t-1,3-Dichloropropene | ND | | 0.50 | 0.21 | ug/L | | | 12/07/25 22:01 | 1 |
| 1,4-Dichlorobenzene | ND | | 0.50 | 0.11 | ug/L | | | 12/07/25 22:01 | 1 |
| 2,2-Dichloropropane | ND | | 0.50 | 0.26 | ug/L | | | 12/07/25 22:01 | 1 |
| 2-Chlorotoluene | ND | | 0.50 | 0.23 | ug/L | | | 12/07/25 22:01 | 1 |
| 4-Chlorotoluene | ND | | 0.50 | 0.24 | ug/L | | | 12/07/25 22:01 | 1 |
| 4-Methyl-2-pentanone | ND | | 5.0 | 1.6 | ug/L | | | 12/07/25 22:01 | 1 |
| Acetone | ND | | 8.0 | 3.6 | ug/L | | | 12/07/25 22:01 | 1 |
| Bromobenzene | ND | | 0.50 | 0.14 | ug/L | | | 12/07/25 22:01 | 1 |
| Bromochloromethane | ND | | 1.0 | 0.27 | ug/L | | | 12/07/25 22:01 | 1 |
| Bromoform | ND | | 0.50 | 0.28 | ug/L | | | 12/07/25 22:01 | 1 |
| Bromomethane | ND | | 2.0 | 1.9 | ug/L | | | 12/07/25 22:01 | 1 |
| Carbon disulfide | 0.87 | J | 1.0 | 0.32 | ug/L | | | 12/07/25 22:01 | 1 |

Euofins Calscience

Client Sample Results

Client: Stantec Consulting Services Inc
 Project/Site: ExxonMobil Gladiola Station / 238000257

Job ID: 570-258602-1

Client Sample ID: MW-37

Lab Sample ID: 570-258602-7

Date Collected: 12/03/25 09:30

Matrix: Water

Date Received: 12/05/25 10:50

Method: SW846 8260B - Volatile Organic Compounds (GC/MS) (Continued)

| Analyte | Result | Qualifier | RL | MDL | Unit | D | Prepared | Analyzed | Dil Fac |
|--------------------------|--------|-----------|------|------|------|---|----------|----------------|---------|
| Carbon tetrachloride | ND | | 0.50 | 0.27 | ug/L | | | 12/07/25 22:01 | 1 |
| Chlorobenzene | ND | | 0.50 | 0.12 | ug/L | | | 12/07/25 22:01 | 1 |
| Dibromochloromethane | ND | | 0.50 | 0.21 | ug/L | | | 12/07/25 22:01 | 1 |
| Chloroethane | ND | | 0.50 | 0.38 | ug/L | | | 12/07/25 22:01 | 1 |
| Chloroform | ND | | 0.50 | 0.25 | ug/L | | | 12/07/25 22:01 | 1 |
| Chloromethane | ND | | 1.0 | 0.65 | ug/L | | | 12/07/25 22:01 | 1 |
| Dibromomethane | ND | | 0.50 | 0.16 | ug/L | | | 12/07/25 22:01 | 1 |
| Bromodichloromethane | ND | | 0.50 | 0.15 | ug/L | | | 12/07/25 22:01 | 1 |
| Dichlorodifluoromethane | ND | | 1.0 | 0.51 | ug/L | | | 12/07/25 22:01 | 1 |
| 1,2-Dibromoethane | ND | | 0.50 | 0.27 | ug/L | | | 12/07/25 22:01 | 1 |
| Hexachloro-1,3-butadiene | ND | *+ | 1.0 | 0.26 | ug/L | | | 12/07/25 22:01 | 1 |
| Isopropylbenzene | ND | | 0.50 | 0.21 | ug/L | | | 12/07/25 22:01 | 1 |
| 2-Butanone | ND | | 5.0 | 2.9 | ug/L | | | 12/07/25 22:01 | 1 |
| Methylene Chloride | ND | | 1.0 | 0.40 | ug/L | | | 12/07/25 22:01 | 1 |
| 2-Hexanone | ND | | 6.0 | 2.0 | ug/L | | | 12/07/25 22:01 | 1 |
| Naphthalene | ND | | 1.0 | 0.55 | ug/L | | | 12/07/25 22:01 | 1 |
| n-Butylbenzene | ND | | 0.50 | 0.24 | ug/L | | | 12/07/25 22:01 | 1 |
| N-Propylbenzene | ND | | 0.50 | 0.18 | ug/L | | | 12/07/25 22:01 | 1 |
| p-Isopropyltoluene | ND | | 0.50 | 0.20 | ug/L | | | 12/07/25 22:01 | 1 |
| sec-Butylbenzene | ND | | 0.50 | 0.20 | ug/L | | | 12/07/25 22:01 | 1 |
| Styrene | ND | | 0.50 | 0.27 | ug/L | | | 12/07/25 22:01 | 1 |
| tert-Butylbenzene | ND | | 0.50 | 0.21 | ug/L | | | 12/07/25 22:01 | 1 |
| Tetrachloroethene | ND | | 0.50 | 0.16 | ug/L | | | 12/07/25 22:01 | 1 |
| Trichloroethene | ND | | 0.50 | 0.15 | ug/L | | | 12/07/25 22:01 | 1 |
| Trichlorofluoromethane | ND | | 0.50 | 0.26 | ug/L | | | 12/07/25 22:01 | 1 |
| Vinyl chloride | ND | | 0.50 | 0.23 | ug/L | | | 12/07/25 22:01 | 1 |

| Surrogate | %Recovery | Qualifier | Limits | Prepared | Analyzed | Dil Fac |
|------------------------------|-----------|-----------|----------|----------|----------------|---------|
| 1,2-Dichloroethane-d4 (Surr) | 85 | | 64 - 132 | | 12/07/25 22:01 | 1 |
| 4-Bromofluorobenzene (Surr) | 92 | | 76 - 120 | | 12/07/25 22:01 | 1 |
| Dibromofluoromethane (Surr) | 91 | | 80 - 120 | | 12/07/25 22:01 | 1 |
| Toluene-d8 (Surr) | 103 | | 80 - 120 | | 12/07/25 22:01 | 1 |

Method: SW846 8270E - Semivolatile Organic Compounds (GC-MS/MS)

| Analyte | Result | Qualifier | RL | MDL | Unit | D | Prepared | Analyzed | Dil Fac |
|------------------------|--------|-----------|------|-------|------|---|----------------|----------------|---------|
| 1-Methylnaphthalene | ND | | 0.10 | 0.019 | ug/L | | 12/10/25 10:40 | 12/11/25 23:29 | 1 |
| 2-Methylnaphthalene | ND | | 0.10 | 0.014 | ug/L | | 12/10/25 10:40 | 12/11/25 23:29 | 1 |
| Acenaphthene | ND | | 0.10 | 0.015 | ug/L | | 12/10/25 10:40 | 12/11/25 23:29 | 1 |
| Acenaphthylene | ND | *+ | 0.10 | 0.015 | ug/L | | 12/10/25 10:40 | 12/11/25 23:29 | 1 |
| Anthracene | ND | | 0.10 | 0.016 | ug/L | | 12/10/25 10:40 | 12/11/25 23:29 | 1 |
| Benzo[g,h,i]perylene | ND | | 0.10 | 0.022 | ug/L | | 12/10/25 10:40 | 12/11/25 23:29 | 1 |
| Benzo[k]fluoranthene | ND | | 0.10 | 0.023 | ug/L | | 12/10/25 10:40 | 12/11/25 23:29 | 1 |
| Benzo[a]anthracene | ND | | 0.10 | 0.011 | ug/L | | 12/10/25 10:40 | 12/11/25 23:29 | 1 |
| Benzo[a]pyrene | ND | | 0.10 | 0.018 | ug/L | | 12/10/25 10:40 | 12/11/25 23:29 | 1 |
| Benzo[b]fluoranthene | ND | | 0.10 | 0.019 | ug/L | | 12/10/25 10:40 | 12/11/25 23:29 | 1 |
| Chrysene | ND | | 0.10 | 0.038 | ug/L | | 12/10/25 10:40 | 12/11/25 23:29 | 1 |
| Dibenz(a,h)anthracene | ND | | 0.10 | 0.071 | ug/L | | 12/10/25 10:40 | 12/11/25 23:29 | 1 |
| Fluoranthene | ND | | 0.10 | 0.013 | ug/L | | 12/10/25 10:40 | 12/11/25 23:29 | 1 |
| Fluorene | ND | | 0.10 | 0.016 | ug/L | | 12/10/25 10:40 | 12/11/25 23:29 | 1 |
| Indeno[1,2,3-cd]pyrene | ND | | 0.10 | 0.020 | ug/L | | 12/10/25 10:40 | 12/11/25 23:29 | 1 |

Eurofins Calscience

Client Sample Results

Client: Stantec Consulting Services Inc
 Project/Site: ExxonMobil Gladiola Station / 238000257

Job ID: 570-258602-1

Client Sample ID: MW-37

Lab Sample ID: 570-258602-7

Date Collected: 12/03/25 09:30

Matrix: Water

Date Received: 12/05/25 10:50

Method: SW846 8270E - Semivolatile Organic Compounds (GC-MS/MS) (Continued)

| Analyte | Result | Qualifier | RL | MDL | Unit | D | Prepared | Analyzed | Dil Fac |
|-------------------------|-----------|-----------|----------|-------|------|---|----------------|----------------|---------|
| Naphthalene | ND | | 0.10 | 0.021 | ug/L | | 12/10/25 10:40 | 12/11/25 23:29 | 1 |
| Phenanthrene | ND | | 0.10 | 0.014 | ug/L | | 12/10/25 10:40 | 12/11/25 23:29 | 1 |
| Pyrene | ND | | 0.10 | 0.015 | ug/L | | 12/10/25 10:40 | 12/11/25 23:29 | 1 |
| Surrogate | %Recovery | Qualifier | Limits | | | | Prepared | Analyzed | Dil Fac |
| 2-Fluorobiphenyl (Surr) | 96 | | 31 - 169 | | | | 12/10/25 10:40 | 12/11/25 23:29 | 1 |
| Nitrobenzene-d5 (Surr) | 105 | | 37 - 188 | | | | 12/10/25 10:40 | 12/11/25 23:29 | 1 |
| p-Terphenyl-d14 (Surr) | 44 | | 17 - 155 | | | | 12/10/25 10:40 | 12/11/25 23:29 | 1 |

Method: EPA 300.0 - Anions, Ion Chromatography

| Analyte | Result | Qualifier | RL | MDL | Unit | D | Prepared | Analyzed | Dil Fac |
|----------|--------|-----------|------|-------|------|---|----------|----------------|---------|
| Fluoride | 2.8 | | 0.10 | 0.046 | mg/L | | | 12/13/25 11:16 | 1 |

Method: EPA 300.0 - Anions, Ion Chromatography - DL

| Analyte | Result | Qualifier | RL | MDL | Unit | D | Prepared | Analyzed | Dil Fac |
|----------|--------|-----------|----|-----|------|---|----------|----------------|---------|
| Chloride | 180 | | 10 | 3.6 | mg/L | | | 12/13/25 14:14 | 10 |

Method: EPA 200.8 - Metals (ICP/MS) - Total Recoverable

| Analyte | Result | Qualifier | RL | MDL | Unit | D | Prepared | Analyzed | Dil Fac |
|---------|--------|-----------|------|-------|------|---|----------------|----------------|---------|
| Uranium | 4.85 | | 1.00 | 0.207 | ug/L | | 12/18/25 06:18 | 12/18/25 16:28 | 1 |

Method: EPA 245.1 - Mercury (CVAA)

| Analyte | Result | Qualifier | RL | MDL | Unit | D | Prepared | Analyzed | Dil Fac |
|---------|--------|-----------|----------|----------|------|---|----------------|----------------|---------|
| Mercury | ND | | 0.000200 | 0.000124 | mg/L | | 12/09/25 09:31 | 12/10/25 10:48 | 1 |

Method: SW846 6010B - Metals (ICP) - Total Recoverable

| Analyte | Result | Qualifier | RL | MDL | Unit | D | Prepared | Analyzed | Dil Fac |
|-----------|--------|-----------|--------|----------|------|---|----------------|----------------|---------|
| Arsenic | ND | | 0.100 | 0.00986 | mg/L | | 12/18/25 08:30 | 12/18/25 20:58 | 1 |
| Barium | 0.130 | | 0.0100 | 0.00713 | mg/L | | 12/18/25 08:30 | 12/18/25 20:58 | 1 |
| Cadmium | ND | | 0.0100 | 0.000449 | mg/L | | 12/18/25 08:30 | 12/18/25 20:58 | 1 |
| Chromium | 0.119 | | 0.0500 | 0.00814 | mg/L | | 12/18/25 08:30 | 12/18/25 20:58 | 1 |
| Lead | ND | | 0.0500 | 0.00447 | mg/L | | 12/18/25 08:30 | 12/18/25 20:58 | 1 |
| Selenium | ND | | 0.0500 | 0.0145 | mg/L | | 12/18/25 08:30 | 12/18/25 20:58 | 1 |
| Silver | ND | | 0.0100 | 0.00679 | mg/L | | 12/18/25 08:30 | 12/18/25 20:58 | 1 |
| Beryllium | ND | | 0.0100 | 0.00296 | mg/L | | 12/18/25 08:30 | 12/18/25 20:58 | 1 |
| Thallium | ND | | 0.0500 | 0.00670 | mg/L | | 12/18/25 08:30 | 12/18/25 20:58 | 1 |

General Chemistry

| Analyte | Result | Qualifier | RL | MDL | Unit | D | Prepared | Analyzed | Dil Fac |
|-----------------------------------|--------|-----------|--------|---------|------|---|----------------|----------------|---------|
| Total Dissolved Solids (SM 2540C) | 743 | | 10.0 | 5.73 | mg/L | | | 12/09/25 15:31 | 1 |
| Cyanide, Total (SM 4500 CN E) | ND | | 0.0250 | 0.00930 | mg/L | | 12/06/25 13:08 | 12/06/25 15:05 | 1 |

Client Sample ID: MW-38

Lab Sample ID: 570-258602-8

Date Collected: 12/03/25 08:45

Matrix: Water

Date Received: 12/05/25 10:50

Method: SW846 8260B - Volatile Organic Compounds (GC/MS)

| Analyte | Result | Qualifier | RL | MDL | Unit | D | Prepared | Analyzed | Dil Fac |
|--------------|--------|-----------|------|------|------|---|----------|----------------|---------|
| Benzene | ND | | 0.50 | 0.14 | ug/L | | | 12/07/25 22:27 | 1 |
| Toluene | ND | | 0.50 | 0.14 | ug/L | | | 12/07/25 22:27 | 1 |
| Ethylbenzene | ND | | 0.50 | 0.16 | ug/L | | | 12/07/25 22:27 | 1 |
| o-Xylene | ND | | 0.50 | 0.18 | ug/L | | | 12/07/25 22:27 | 1 |

Eurofins Calscience

Client Sample Results

Client: Stantec Consulting Services Inc
 Project/Site: ExxonMobil Gladiola Station / 238000257

Job ID: 570-258602-1

Client Sample ID: MW-38

Lab Sample ID: 570-258602-8

Date Collected: 12/03/25 08:45

Matrix: Water

Date Received: 12/05/25 10:50

Method: SW846 8260B - Volatile Organic Compounds (GC/MS) (Continued)

| Analyte | Result | Qualifier | RL | MDL | Unit | D | Prepared | Analyzed | Dil Fac |
|---------------------------------------|--------|-----------|------|------|------|---|----------|----------------|---------|
| m,p-Xylene | ND | | 1.0 | 0.39 | ug/L | | | 12/07/25 22:27 | 1 |
| Xylenes, Total | ND | | 1.0 | 0.39 | ug/L | | | 12/07/25 22:27 | 1 |
| Methyl-t-Butyl Ether (MTBE) | ND | | 0.50 | 0.14 | ug/L | | | 12/07/25 22:27 | 1 |
| 1,1,1,2-Tetrachloroethane | ND | | 0.50 | 0.20 | ug/L | | | 12/07/25 22:27 | 1 |
| 1,1,1-Trichloroethane | ND | | 0.50 | 0.20 | ug/L | | | 12/07/25 22:27 | 1 |
| 1,1,2,2-Tetrachloroethane | ND | | 0.50 | 0.14 | ug/L | | | 12/07/25 22:27 | 1 |
| 1,1,2-Trichloroethane | ND | | 0.50 | 0.18 | ug/L | | | 12/07/25 22:27 | 1 |
| 1,1,2-Trichloro-1,2,2-trifluoroethane | ND | | 0.50 | 0.25 | ug/L | | | 12/07/25 22:27 | 1 |
| 1,1-Dichloroethane | ND | | 0.50 | 0.21 | ug/L | | | 12/07/25 22:27 | 1 |
| 1,1-Dichloroethene | ND | | 0.50 | 0.21 | ug/L | | | 12/07/25 22:27 | 1 |
| 1,1-Dichloropropene | ND | | 0.50 | 0.16 | ug/L | | | 12/07/25 22:27 | 1 |
| 1,2,3-Trichlorobenzene | ND | | 0.50 | 0.26 | ug/L | | | 12/07/25 22:27 | 1 |
| 1,2,3-Trichloropropane | ND | | 0.50 | 0.31 | ug/L | | | 12/07/25 22:27 | 1 |
| 1,2,4-Trichlorobenzene | ND | | 0.50 | 0.26 | ug/L | | | 12/07/25 22:27 | 1 |
| 1,2,4-Trimethylbenzene | ND | | 0.50 | 0.22 | ug/L | | | 12/07/25 22:27 | 1 |
| 1,3,5-Trimethylbenzene | ND | | 0.50 | 0.19 | ug/L | | | 12/07/25 22:27 | 1 |
| c-1,2-Dichloroethene | ND | | 0.50 | 0.16 | ug/L | | | 12/07/25 22:27 | 1 |
| 1,2-Dibromo-3-Chloropropane | ND | | 1.0 | 0.84 | ug/L | | | 12/07/25 22:27 | 1 |
| 1,2-Dichlorobenzene | ND | | 0.50 | 0.14 | ug/L | | | 12/07/25 22:27 | 1 |
| 1,2-Dichloroethane | ND | | 0.50 | 0.14 | ug/L | | | 12/07/25 22:27 | 1 |
| 1,2-Dichloropropane | ND | | 0.50 | 0.14 | ug/L | | | 12/07/25 22:27 | 1 |
| t-1,2-Dichloroethene | ND | | 0.50 | 0.22 | ug/L | | | 12/07/25 22:27 | 1 |
| c-1,3-Dichloropropene | ND | | 0.50 | 0.15 | ug/L | | | 12/07/25 22:27 | 1 |
| 1,3-Dichlorobenzene | ND | | 0.50 | 0.16 | ug/L | | | 12/07/25 22:27 | 1 |
| 1,3-Dichloropropane | ND | | 0.50 | 0.19 | ug/L | | | 12/07/25 22:27 | 1 |
| t-1,3-Dichloropropene | ND | | 0.50 | 0.21 | ug/L | | | 12/07/25 22:27 | 1 |
| 1,4-Dichlorobenzene | ND | | 0.50 | 0.11 | ug/L | | | 12/07/25 22:27 | 1 |
| 2,2-Dichloropropane | ND | | 0.50 | 0.26 | ug/L | | | 12/07/25 22:27 | 1 |
| 2-Chlorotoluene | ND | | 0.50 | 0.23 | ug/L | | | 12/07/25 22:27 | 1 |
| 4-Chlorotoluene | ND | | 0.50 | 0.24 | ug/L | | | 12/07/25 22:27 | 1 |
| 4-Methyl-2-pentanone | ND | | 5.0 | 1.6 | ug/L | | | 12/07/25 22:27 | 1 |
| Acetone | ND | | 8.0 | 3.6 | ug/L | | | 12/07/25 22:27 | 1 |
| Bromobenzene | ND | | 0.50 | 0.14 | ug/L | | | 12/07/25 22:27 | 1 |
| Bromochloromethane | ND | | 1.0 | 0.27 | ug/L | | | 12/07/25 22:27 | 1 |
| Bromoform | ND | | 0.50 | 0.28 | ug/L | | | 12/07/25 22:27 | 1 |
| Bromomethane | ND | | 2.0 | 1.9 | ug/L | | | 12/07/25 22:27 | 1 |
| Carbon disulfide | ND | | 1.0 | 0.32 | ug/L | | | 12/07/25 22:27 | 1 |
| Carbon tetrachloride | ND | | 0.50 | 0.27 | ug/L | | | 12/07/25 22:27 | 1 |
| Chlorobenzene | ND | | 0.50 | 0.12 | ug/L | | | 12/07/25 22:27 | 1 |
| Dibromochloromethane | ND | | 0.50 | 0.21 | ug/L | | | 12/07/25 22:27 | 1 |
| Chloroethane | ND | | 0.50 | 0.38 | ug/L | | | 12/07/25 22:27 | 1 |
| Chloroform | ND | | 0.50 | 0.25 | ug/L | | | 12/07/25 22:27 | 1 |
| Chloromethane | ND | | 1.0 | 0.65 | ug/L | | | 12/07/25 22:27 | 1 |
| Dibromomethane | ND | | 0.50 | 0.16 | ug/L | | | 12/07/25 22:27 | 1 |
| Bromodichloromethane | ND | | 0.50 | 0.15 | ug/L | | | 12/07/25 22:27 | 1 |
| Dichlorodifluoromethane | ND | | 1.0 | 0.51 | ug/L | | | 12/07/25 22:27 | 1 |
| 1,2-Dibromoethane | ND | | 0.50 | 0.27 | ug/L | | | 12/07/25 22:27 | 1 |
| Hexachloro-1,3-butadiene | ND | *+ | 1.0 | 0.26 | ug/L | | | 12/07/25 22:27 | 1 |
| Isopropylbenzene | ND | | 0.50 | 0.21 | ug/L | | | 12/07/25 22:27 | 1 |

Eurofins Calscience

Client Sample Results

Client: Stantec Consulting Services Inc
Project/Site: ExxonMobil Gladiola Station / 238000257

Job ID: 570-258602-1

Client Sample ID: MW-38

Lab Sample ID: 570-258602-8

Date Collected: 12/03/25 08:45

Matrix: Water

Date Received: 12/05/25 10:50

Method: SW846 8260B - Volatile Organic Compounds (GC/MS) (Continued)

| Analyte | Result | Qualifier | RL | MDL | Unit | D | Prepared | Analyzed | Dil Fac |
|------------------------|--------|-----------|------|------|------|---|----------|----------------|---------|
| 2-Butanone | ND | | 5.0 | 2.9 | ug/L | | | 12/07/25 22:27 | 1 |
| Methylene Chloride | ND | | 1.0 | 0.40 | ug/L | | | 12/07/25 22:27 | 1 |
| 2-Hexanone | ND | | 6.0 | 2.0 | ug/L | | | 12/07/25 22:27 | 1 |
| Naphthalene | ND | | 1.0 | 0.55 | ug/L | | | 12/07/25 22:27 | 1 |
| n-Butylbenzene | ND | | 0.50 | 0.24 | ug/L | | | 12/07/25 22:27 | 1 |
| N-Propylbenzene | ND | | 0.50 | 0.18 | ug/L | | | 12/07/25 22:27 | 1 |
| p-Isopropyltoluene | ND | | 0.50 | 0.20 | ug/L | | | 12/07/25 22:27 | 1 |
| sec-Butylbenzene | ND | | 0.50 | 0.20 | ug/L | | | 12/07/25 22:27 | 1 |
| Styrene | ND | | 0.50 | 0.27 | ug/L | | | 12/07/25 22:27 | 1 |
| tert-Butylbenzene | ND | | 0.50 | 0.21 | ug/L | | | 12/07/25 22:27 | 1 |
| Tetrachloroethene | ND | | 0.50 | 0.16 | ug/L | | | 12/07/25 22:27 | 1 |
| Trichloroethene | ND | | 0.50 | 0.15 | ug/L | | | 12/07/25 22:27 | 1 |
| Trichlorofluoromethane | ND | | 0.50 | 0.26 | ug/L | | | 12/07/25 22:27 | 1 |
| Vinyl chloride | ND | | 0.50 | 0.23 | ug/L | | | 12/07/25 22:27 | 1 |

| Surrogate | %Recovery | Qualifier | Limits | Prepared | Analyzed | Dil Fac |
|------------------------------|-----------|-----------|----------|----------|----------------|---------|
| 1,2-Dichloroethane-d4 (Surr) | 86 | | 64 - 132 | | 12/07/25 22:27 | 1 |
| 4-Bromofluorobenzene (Surr) | 92 | | 76 - 120 | | 12/07/25 22:27 | 1 |
| Dibromofluoromethane (Surr) | 93 | | 80 - 120 | | 12/07/25 22:27 | 1 |
| Toluene-d8 (Surr) | 102 | | 80 - 120 | | 12/07/25 22:27 | 1 |

Method: SW846 8270E - Semivolatile Organic Compounds (GC-MS/MS)

| Analyte | Result | Qualifier | RL | MDL | Unit | D | Prepared | Analyzed | Dil Fac |
|------------------------|--------|-----------|------|-------|------|---|----------------|----------------|---------|
| 1-Methylnaphthalene | ND | | 0.10 | 0.018 | ug/L | | 12/10/25 10:40 | 12/12/25 03:54 | 1 |
| 2-Methylnaphthalene | ND | | 0.10 | 0.014 | ug/L | | 12/10/25 10:40 | 12/12/25 03:54 | 1 |
| Acenaphthene | ND | | 0.10 | 0.015 | ug/L | | 12/10/25 10:40 | 12/12/25 03:54 | 1 |
| Acenaphthylene | ND | + | 0.10 | 0.015 | ug/L | | 12/10/25 10:40 | 12/12/25 03:54 | 1 |
| Anthracene | ND | | 0.10 | 0.016 | ug/L | | 12/10/25 10:40 | 12/12/25 03:54 | 1 |
| Benzo[g,h,i]perylene | ND | | 0.10 | 0.021 | ug/L | | 12/10/25 10:40 | 12/12/25 03:54 | 1 |
| Benzo[k]fluoranthene | ND | | 0.10 | 0.022 | ug/L | | 12/10/25 10:40 | 12/12/25 03:54 | 1 |
| Benzo[a]anthracene | ND | | 0.10 | 0.010 | ug/L | | 12/10/25 10:40 | 12/12/25 03:54 | 1 |
| Benzo[a]pyrene | ND | | 0.10 | 0.017 | ug/L | | 12/10/25 10:40 | 12/12/25 03:54 | 1 |
| Benzo[b]fluoranthene | ND | | 0.10 | 0.019 | ug/L | | 12/10/25 10:40 | 12/12/25 03:54 | 1 |
| Chrysene | ND | | 0.10 | 0.038 | ug/L | | 12/10/25 10:40 | 12/12/25 03:54 | 1 |
| Dibenz[a,h]anthracene | ND | | 0.10 | 0.070 | ug/L | | 12/10/25 10:40 | 12/12/25 03:54 | 1 |
| Fluoranthene | ND | | 0.10 | 0.013 | ug/L | | 12/10/25 10:40 | 12/12/25 03:54 | 1 |
| Fluorene | ND | | 0.10 | 0.016 | ug/L | | 12/10/25 10:40 | 12/12/25 03:54 | 1 |
| Indeno[1,2,3-cd]pyrene | ND | | 0.10 | 0.020 | ug/L | | 12/10/25 10:40 | 12/12/25 03:54 | 1 |
| Naphthalene | ND | | 0.10 | 0.021 | ug/L | | 12/10/25 10:40 | 12/12/25 03:54 | 1 |
| Phenanthrene | ND | | 0.10 | 0.014 | ug/L | | 12/10/25 10:40 | 12/12/25 03:54 | 1 |
| Pyrene | ND | | 0.10 | 0.014 | ug/L | | 12/10/25 10:40 | 12/12/25 03:54 | 1 |

| Surrogate | %Recovery | Qualifier | Limits | Prepared | Analyzed | Dil Fac |
|-------------------------|-----------|-----------|----------|----------------|----------------|---------|
| 2-Fluorobiphenyl (Surr) | 114 | | 31 - 169 | 12/10/25 10:40 | 12/12/25 03:54 | 1 |
| Nitrobenzene-d5 (Surr) | 139 | | 37 - 188 | 12/10/25 10:40 | 12/12/25 03:54 | 1 |
| p-Terphenyl-d14 (Surr) | 120 | | 17 - 155 | 12/10/25 10:40 | 12/12/25 03:54 | 1 |

Method: EPA 300.0 - Anions, Ion Chromatography

| Analyte | Result | Qualifier | RL | MDL | Unit | D | Prepared | Analyzed | Dil Fac |
|----------|--------|-----------|------|-------|------|---|----------|----------------|---------|
| Fluoride | 2.5 | | 0.10 | 0.046 | mg/L | | | 12/13/25 11:30 | 1 |

Eurofins Calscience

Client Sample Results

Client: Stantec Consulting Services Inc
 Project/Site: ExxonMobil Gladiola Station / 238000257

Job ID: 570-258602-1

Client Sample ID: MW-38

Lab Sample ID: 570-258602-8

Date Collected: 12/03/25 08:45

Matrix: Water

Date Received: 12/05/25 10:50

Method: EPA 300.0 - Anions, Ion Chromatography - DL

| Analyte | Result | Qualifier | RL | MDL | Unit | D | Prepared | Analyzed | Dil Fac |
|----------|--------|-----------|----|-----|------|---|----------|----------------|---------|
| Chloride | 420 | | 10 | 3.6 | mg/L | | | 12/13/25 14:29 | 10 |

Method: EPA 200.8 - Metals (ICP/MS) - Total Recoverable

| Analyte | Result | Qualifier | RL | MDL | Unit | D | Prepared | Analyzed | Dil Fac |
|---------|--------|-----------|------|-------|------|---|----------------|----------------|---------|
| Uranium | 4.18 | | 1.00 | 0.207 | ug/L | | 12/18/25 06:18 | 12/18/25 16:30 | 1 |

Method: EPA 245.1 - Mercury (CVAA)

| Analyte | Result | Qualifier | RL | MDL | Unit | D | Prepared | Analyzed | Dil Fac |
|---------|--------|-----------|----------|----------|------|---|----------------|----------------|---------|
| Mercury | ND | | 0.000200 | 0.000124 | mg/L | | 12/09/25 09:31 | 12/10/25 10:50 | 1 |

Method: SW846 6010B - Metals (ICP) - Total Recoverable

| Analyte | Result | Qualifier | RL | MDL | Unit | D | Prepared | Analyzed | Dil Fac |
|-----------|--------|-----------|--------|----------|------|---|----------------|----------------|---------|
| Arsenic | ND | | 0.100 | 0.00986 | mg/L | | 12/18/25 08:07 | 12/19/25 11:01 | 1 |
| Barium | 0.0969 | | 0.0100 | 0.00713 | mg/L | | 12/18/25 08:07 | 12/19/25 11:01 | 1 |
| Cadmium | ND | | 0.0100 | 0.000449 | mg/L | | 12/18/25 08:07 | 12/19/25 11:01 | 1 |
| Chromium | 0.0217 | J | 0.0500 | 0.00814 | mg/L | | 12/18/25 08:07 | 12/19/25 11:01 | 1 |
| Lead | ND | | 0.0500 | 0.00447 | mg/L | | 12/18/25 08:07 | 12/19/25 11:01 | 1 |
| Selenium | ND | | 0.0500 | 0.0145 | mg/L | | 12/18/25 08:07 | 12/19/25 11:01 | 1 |
| Silver | ND | | 0.0100 | 0.00679 | mg/L | | 12/18/25 08:07 | 12/19/25 11:01 | 1 |
| Beryllium | ND | | 0.0100 | 0.00296 | mg/L | | 12/18/25 08:07 | 12/19/25 11:01 | 1 |
| Thallium | ND | | 0.0500 | 0.00670 | mg/L | | 12/18/25 08:07 | 12/19/25 11:01 | 1 |

General Chemistry

| Analyte | Result | Qualifier | RL | MDL | Unit | D | Prepared | Analyzed | Dil Fac |
|-----------------------------------|--------|-----------|--------|---------|------|---|----------------|----------------|---------|
| Total Dissolved Solids (SM 2540C) | 1160 | | 20.0 | 11.5 | mg/L | | | 12/09/25 15:31 | 1 |
| Cyanide, Total (SM 4500 CN E) | ND | | 0.0250 | 0.00930 | mg/L | | 12/06/25 13:08 | 12/06/25 15:05 | 1 |

Client Sample ID: MW-39

Lab Sample ID: 570-258602-9

Date Collected: 12/03/25 12:50

Matrix: Water

Date Received: 12/05/25 10:50

Method: SW846 8260B - Volatile Organic Compounds (GC/MS)

| Analyte | Result | Qualifier | RL | MDL | Unit | D | Prepared | Analyzed | Dil Fac |
|---------------------------------------|--------|-----------|------|------|------|---|----------|----------------|---------|
| Benzene | ND | | 0.50 | 0.14 | ug/L | | | 12/07/25 22:53 | 1 |
| Toluene | ND | | 0.50 | 0.14 | ug/L | | | 12/07/25 22:53 | 1 |
| Ethylbenzene | ND | | 0.50 | 0.16 | ug/L | | | 12/07/25 22:53 | 1 |
| o-Xylene | ND | | 0.50 | 0.18 | ug/L | | | 12/07/25 22:53 | 1 |
| m,p-Xylene | ND | | 1.0 | 0.39 | ug/L | | | 12/07/25 22:53 | 1 |
| Xylenes, Total | ND | | 1.0 | 0.39 | ug/L | | | 12/07/25 22:53 | 1 |
| Methyl-t-Butyl Ether (MTBE) | ND | | 0.50 | 0.14 | ug/L | | | 12/07/25 22:53 | 1 |
| 1,1,1,2-Tetrachloroethane | ND | | 0.50 | 0.20 | ug/L | | | 12/07/25 22:53 | 1 |
| 1,1,1-Trichloroethane | ND | | 0.50 | 0.20 | ug/L | | | 12/07/25 22:53 | 1 |
| 1,1,2,2-Tetrachloroethane | ND | | 0.50 | 0.14 | ug/L | | | 12/07/25 22:53 | 1 |
| 1,1,2-Trichloroethane | ND | | 0.50 | 0.18 | ug/L | | | 12/07/25 22:53 | 1 |
| 1,1,2-Trichloro-1,2,2-trifluoroethane | ND | | 0.50 | 0.25 | ug/L | | | 12/07/25 22:53 | 1 |
| 1,1-Dichloroethane | ND | | 0.50 | 0.21 | ug/L | | | 12/07/25 22:53 | 1 |
| 1,1-Dichloroethene | ND | | 0.50 | 0.21 | ug/L | | | 12/07/25 22:53 | 1 |
| 1,1-Dichloropropene | ND | | 0.50 | 0.16 | ug/L | | | 12/07/25 22:53 | 1 |
| 1,2,3-Trichlorobenzene | ND | | 0.50 | 0.26 | ug/L | | | 12/07/25 22:53 | 1 |
| 1,2,3-Trichloropropane | ND | | 0.50 | 0.31 | ug/L | | | 12/07/25 22:53 | 1 |
| 1,2,4-Trichlorobenzene | ND | | 0.50 | 0.26 | ug/L | | | 12/07/25 22:53 | 1 |

Euofins Calscience

Client Sample Results

Client: Stantec Consulting Services Inc
 Project/Site: ExxonMobil Gladiola Station / 238000257

Job ID: 570-258602-1

Client Sample ID: MW-39

Lab Sample ID: 570-258602-9

Date Collected: 12/03/25 12:50

Matrix: Water

Date Received: 12/05/25 10:50

Method: SW846 8260B - Volatile Organic Compounds (GC/MS) (Continued)

| Analyte | Result | Qualifier | RL | MDL | Unit | D | Prepared | Analyzed | Dil Fac |
|-----------------------------|--------|-----------|------|------|------|---|----------|----------------|---------|
| 1,2,4-Trimethylbenzene | ND | | 0.50 | 0.22 | ug/L | | | 12/07/25 22:53 | 1 |
| 1,3,5-Trimethylbenzene | ND | | 0.50 | 0.19 | ug/L | | | 12/07/25 22:53 | 1 |
| c-1,2-Dichloroethene | ND | | 0.50 | 0.16 | ug/L | | | 12/07/25 22:53 | 1 |
| 1,2-Dibromo-3-Chloropropane | ND | | 1.0 | 0.84 | ug/L | | | 12/07/25 22:53 | 1 |
| 1,2-Dichlorobenzene | ND | | 0.50 | 0.14 | ug/L | | | 12/07/25 22:53 | 1 |
| 1,2-Dichloroethane | ND | | 0.50 | 0.14 | ug/L | | | 12/07/25 22:53 | 1 |
| 1,2-Dichloropropane | ND | | 0.50 | 0.14 | ug/L | | | 12/07/25 22:53 | 1 |
| t-1,2-Dichloroethene | ND | | 0.50 | 0.22 | ug/L | | | 12/07/25 22:53 | 1 |
| c-1,3-Dichloropropene | ND | | 0.50 | 0.15 | ug/L | | | 12/07/25 22:53 | 1 |
| 1,3-Dichlorobenzene | ND | | 0.50 | 0.16 | ug/L | | | 12/07/25 22:53 | 1 |
| 1,3-Dichloropropane | ND | | 0.50 | 0.19 | ug/L | | | 12/07/25 22:53 | 1 |
| t-1,3-Dichloropropene | ND | | 0.50 | 0.21 | ug/L | | | 12/07/25 22:53 | 1 |
| 1,4-Dichlorobenzene | ND | | 0.50 | 0.11 | ug/L | | | 12/07/25 22:53 | 1 |
| 2,2-Dichloropropane | ND | | 0.50 | 0.26 | ug/L | | | 12/07/25 22:53 | 1 |
| 2-Chlorotoluene | ND | | 0.50 | 0.23 | ug/L | | | 12/07/25 22:53 | 1 |
| 4-Chlorotoluene | ND | | 0.50 | 0.24 | ug/L | | | 12/07/25 22:53 | 1 |
| 4-Methyl-2-pentanone | ND | | 5.0 | 1.6 | ug/L | | | 12/07/25 22:53 | 1 |
| Acetone | ND | | 8.0 | 3.6 | ug/L | | | 12/07/25 22:53 | 1 |
| Bromobenzene | ND | | 0.50 | 0.14 | ug/L | | | 12/07/25 22:53 | 1 |
| Bromochloromethane | ND | | 1.0 | 0.27 | ug/L | | | 12/07/25 22:53 | 1 |
| Bromoform | ND | | 0.50 | 0.28 | ug/L | | | 12/07/25 22:53 | 1 |
| Bromomethane | ND | | 2.0 | 1.9 | ug/L | | | 12/07/25 22:53 | 1 |
| Carbon disulfide | ND | | 1.0 | 0.32 | ug/L | | | 12/07/25 22:53 | 1 |
| Carbon tetrachloride | ND | | 0.50 | 0.27 | ug/L | | | 12/07/25 22:53 | 1 |
| Chlorobenzene | ND | | 0.50 | 0.12 | ug/L | | | 12/07/25 22:53 | 1 |
| Dibromochloromethane | ND | | 0.50 | 0.21 | ug/L | | | 12/07/25 22:53 | 1 |
| Chloroethane | ND | | 0.50 | 0.38 | ug/L | | | 12/07/25 22:53 | 1 |
| Chloroform | ND | | 0.50 | 0.25 | ug/L | | | 12/07/25 22:53 | 1 |
| Chloromethane | ND | | 1.0 | 0.65 | ug/L | | | 12/07/25 22:53 | 1 |
| Dibromomethane | ND | | 0.50 | 0.16 | ug/L | | | 12/07/25 22:53 | 1 |
| Bromodichloromethane | ND | | 0.50 | 0.15 | ug/L | | | 12/07/25 22:53 | 1 |
| Dichlorodifluoromethane | ND | | 1.0 | 0.51 | ug/L | | | 12/07/25 22:53 | 1 |
| 1,2-Dibromoethane | ND | | 0.50 | 0.27 | ug/L | | | 12/07/25 22:53 | 1 |
| Hexachloro-1,3-butadiene | ND | + | 1.0 | 0.26 | ug/L | | | 12/07/25 22:53 | 1 |
| Isopropylbenzene | ND | | 0.50 | 0.21 | ug/L | | | 12/07/25 22:53 | 1 |
| 2-Butanone | ND | | 5.0 | 2.9 | ug/L | | | 12/07/25 22:53 | 1 |
| Methylene Chloride | ND | | 1.0 | 0.40 | ug/L | | | 12/07/25 22:53 | 1 |
| 2-Hexanone | ND | | 6.0 | 2.0 | ug/L | | | 12/07/25 22:53 | 1 |
| Naphthalene | ND | | 1.0 | 0.55 | ug/L | | | 12/07/25 22:53 | 1 |
| n-Butylbenzene | ND | | 0.50 | 0.24 | ug/L | | | 12/07/25 22:53 | 1 |
| N-Propylbenzene | ND | | 0.50 | 0.18 | ug/L | | | 12/07/25 22:53 | 1 |
| p-Isopropyltoluene | ND | | 0.50 | 0.20 | ug/L | | | 12/07/25 22:53 | 1 |
| sec-Butylbenzene | ND | | 0.50 | 0.20 | ug/L | | | 12/07/25 22:53 | 1 |
| Styrene | ND | | 0.50 | 0.27 | ug/L | | | 12/07/25 22:53 | 1 |
| tert-Butylbenzene | ND | | 0.50 | 0.21 | ug/L | | | 12/07/25 22:53 | 1 |
| Tetrachloroethene | ND | | 0.50 | 0.16 | ug/L | | | 12/07/25 22:53 | 1 |
| Trichloroethene | ND | | 0.50 | 0.15 | ug/L | | | 12/07/25 22:53 | 1 |
| Trichlorofluoromethane | ND | | 0.50 | 0.26 | ug/L | | | 12/07/25 22:53 | 1 |
| Vinyl chloride | ND | | 0.50 | 0.23 | ug/L | | | 12/07/25 22:53 | 1 |

Euofins Calscience

Client Sample Results

Client: Stantec Consulting Services Inc
 Project/Site: ExxonMobil Gladiola Station / 238000257

Job ID: 570-258602-1

Client Sample ID: MW-39

Lab Sample ID: 570-258602-9

Date Collected: 12/03/25 12:50

Matrix: Water

Date Received: 12/05/25 10:50

| Surrogate | %Recovery | Qualifier | Limits | Prepared | Analyzed | Dil Fac |
|------------------------------|-----------|-----------|----------|----------|----------------|---------|
| 1,2-Dichloroethane-d4 (Surr) | 86 | | 64 - 132 | | 12/07/25 22:53 | 1 |
| 4-Bromofluorobenzene (Surr) | 91 | | 76 - 120 | | 12/07/25 22:53 | 1 |
| Dibromofluoromethane (Surr) | 91 | | 80 - 120 | | 12/07/25 22:53 | 1 |
| Toluene-d8 (Surr) | 102 | | 80 - 120 | | 12/07/25 22:53 | 1 |

Method: SW846 8270E - Semivolatile Organic Compounds (GC-MS/MS)

| Analyte | Result | Qualifier | RL | MDL | Unit | D | Prepared | Analyzed | Dil Fac |
|------------------------|--------|-----------|------|-------|------|---|----------------|----------------|---------|
| 1-Methylnaphthalene | ND | | 0.10 | 0.018 | ug/L | | 12/10/25 10:40 | 12/12/25 04:18 | 1 |
| 2-Methylnaphthalene | ND | | 0.10 | 0.014 | ug/L | | 12/10/25 10:40 | 12/12/25 04:18 | 1 |
| Acenaphthene | ND | | 0.10 | 0.015 | ug/L | | 12/10/25 10:40 | 12/12/25 04:18 | 1 |
| Acenaphthylene | ND | + | 0.10 | 0.015 | ug/L | | 12/10/25 10:40 | 12/12/25 04:18 | 1 |
| Anthracene | ND | | 0.10 | 0.016 | ug/L | | 12/10/25 10:40 | 12/12/25 04:18 | 1 |
| Benzo[g,h,i]perylene | ND | | 0.10 | 0.021 | ug/L | | 12/10/25 10:40 | 12/12/25 04:18 | 1 |
| Benzo[k]fluoranthene | ND | | 0.10 | 0.022 | ug/L | | 12/10/25 10:40 | 12/12/25 04:18 | 1 |
| Benzo[a]anthracene | ND | | 0.10 | 0.010 | ug/L | | 12/10/25 10:40 | 12/12/25 04:18 | 1 |
| Benzo[a]pyrene | ND | | 0.10 | 0.017 | ug/L | | 12/10/25 10:40 | 12/12/25 04:18 | 1 |
| Benzo[b]fluoranthene | ND | | 0.10 | 0.019 | ug/L | | 12/10/25 10:40 | 12/12/25 04:18 | 1 |
| Chrysene | ND | | 0.10 | 0.037 | ug/L | | 12/10/25 10:40 | 12/12/25 04:18 | 1 |
| Dibenz[a,h]anthracene | ND | | 0.10 | 0.070 | ug/L | | 12/10/25 10:40 | 12/12/25 04:18 | 1 |
| Fluoranthene | ND | | 0.10 | 0.012 | ug/L | | 12/10/25 10:40 | 12/12/25 04:18 | 1 |
| Fluorene | ND | | 0.10 | 0.016 | ug/L | | 12/10/25 10:40 | 12/12/25 04:18 | 1 |
| Indeno[1,2,3-cd]pyrene | ND | | 0.10 | 0.020 | ug/L | | 12/10/25 10:40 | 12/12/25 04:18 | 1 |
| Naphthalene | ND | | 0.10 | 0.021 | ug/L | | 12/10/25 10:40 | 12/12/25 04:18 | 1 |
| Phenanthrene | ND | | 0.10 | 0.014 | ug/L | | 12/10/25 10:40 | 12/12/25 04:18 | 1 |
| Pyrene | ND | | 0.10 | 0.014 | ug/L | | 12/10/25 10:40 | 12/12/25 04:18 | 1 |

| Surrogate | %Recovery | Qualifier | Limits | Prepared | Analyzed | Dil Fac |
|-------------------------|-----------|-----------|----------|----------------|----------------|---------|
| 2-Fluorobiphenyl (Surr) | 112 | | 31 - 169 | 12/10/25 10:40 | 12/12/25 04:18 | 1 |
| Nitrobenzene-d5 (Surr) | 139 | | 37 - 188 | 12/10/25 10:40 | 12/12/25 04:18 | 1 |
| p-Terphenyl-d14 (Surr) | 96 | | 17 - 155 | 12/10/25 10:40 | 12/12/25 04:18 | 1 |

Method: EPA 300.0 - Anions, Ion Chromatography

| Analyte | Result | Qualifier | RL | MDL | Unit | D | Prepared | Analyzed | Dil Fac |
|----------|--------|-----------|------|-------|------|---|----------|----------------|---------|
| Fluoride | 3.1 | | 0.10 | 0.046 | mg/L | | | 12/13/25 11:45 | 1 |

Method: EPA 300.0 - Anions, Ion Chromatography - DL

| Analyte | Result | Qualifier | RL | MDL | Unit | D | Prepared | Analyzed | Dil Fac |
|----------|--------|-----------|----|-----|------|---|----------|----------------|---------|
| Chloride | 100 | | 10 | 3.6 | mg/L | | | 12/13/25 14:44 | 10 |

Method: EPA 200.8 - Metals (ICP/MS) - Total Recoverable

| Analyte | Result | Qualifier | RL | MDL | Unit | D | Prepared | Analyzed | Dil Fac |
|---------|--------|-----------|------|-------|------|---|----------------|----------------|---------|
| Uranium | 5.11 | | 1.00 | 0.207 | ug/L | | 12/18/25 06:18 | 12/18/25 16:44 | 1 |

Method: EPA 245.1 - Mercury (CVAA)

| Analyte | Result | Qualifier | RL | MDL | Unit | D | Prepared | Analyzed | Dil Fac |
|---------|--------|-----------|----------|----------|------|---|----------------|----------------|---------|
| Mercury | ND | | 0.000200 | 0.000124 | mg/L | | 12/09/25 09:31 | 12/10/25 10:52 | 1 |

Method: SW846 6010B - Metals (ICP) - Total Recoverable

| Analyte | Result | Qualifier | RL | MDL | Unit | D | Prepared | Analyzed | Dil Fac |
|---------|--------|-----------|--------|----------|------|---|----------------|----------------|---------|
| Arsenic | ND | | 0.100 | 0.00986 | mg/L | | 12/18/25 08:30 | 12/18/25 20:54 | 1 |
| Barium | 0.0579 | | 0.0100 | 0.00713 | mg/L | | 12/18/25 08:30 | 12/18/25 20:54 | 1 |
| Cadmium | ND | | 0.0100 | 0.000449 | mg/L | | 12/18/25 08:30 | 12/18/25 20:54 | 1 |

Eurofins Calscience

Client Sample Results

Client: Stantec Consulting Services Inc
 Project/Site: ExxonMobil Gladiola Station / 238000257

Job ID: 570-258602-1

Client Sample ID: MW-39

Lab Sample ID: 570-258602-9

Date Collected: 12/03/25 12:50

Matrix: Water

Date Received: 12/05/25 10:50

Method: SW846 6010B - Metals (ICP) - Total Recoverable (Continued)

| Analyte | Result | Qualifier | RL | MDL | Unit | D | Prepared | Analyzed | Dil Fac |
|-----------|--------|-----------|--------|---------|------|---|----------------|----------------|---------|
| Chromium | 0.118 | | 0.0500 | 0.00814 | mg/L | | 12/18/25 08:30 | 12/18/25 20:54 | 1 |
| Lead | ND | | 0.0500 | 0.00447 | mg/L | | 12/18/25 08:30 | 12/18/25 20:54 | 1 |
| Selenium | ND | | 0.0500 | 0.0145 | mg/L | | 12/18/25 08:30 | 12/18/25 20:54 | 1 |
| Silver | ND | | 0.0100 | 0.00679 | mg/L | | 12/18/25 08:30 | 12/18/25 20:54 | 1 |
| Beryllium | ND | | 0.0100 | 0.00296 | mg/L | | 12/18/25 08:30 | 12/18/25 20:54 | 1 |
| Thallium | ND | | 0.0500 | 0.00670 | mg/L | | 12/18/25 08:30 | 12/18/25 20:54 | 1 |

General Chemistry

| Analyte | Result | Qualifier | RL | MDL | Unit | D | Prepared | Analyzed | Dil Fac |
|-----------------------------------|--------|-----------|--------|---------|------|---|----------------|----------------|---------|
| Total Dissolved Solids (SM 2540C) | 609 | | 10.0 | 5.73 | mg/L | | | 12/09/25 15:31 | 1 |
| Cyanide, Total (SM 4500 CN E) | ND | | 0.0250 | 0.00930 | mg/L | | 12/06/25 13:08 | 12/06/25 15:06 | 1 |

Surrogate Summary

Client: Stantec Consulting Services Inc
 Project/Site: ExxonMobil Gladiola Station / 238000257

Job ID: 570-258602-1

Method: 8260B - Volatile Organic Compounds (GC/MS)

Matrix: Water

Prep Type: Total/NA

| Lab Sample ID | Client Sample ID | Percent Surrogate Recovery (Acceptance Limits) | | | |
|---------------------|------------------------|--|-----------------|------------------|-----------------|
| | | DCA (64-132) | BFB (76-120) | DBFM (80-120) | TOL (80-120) |
| 570-258602-1 | MW-32 | 87 | 97 | 86 | 102 |
| 570-258602-2 | MW-33 | 94 | 94 | 93 | 100 |
| 570-258602-3 | MW-34 | 92 | 93 | 94 | 101 |
| 570-258602-4 | Trip Blank | 84 | 91 | 92 | 104 |
| 570-258602-5 | MW-35 | 91 | 92 | 92 | 101 |
| 570-258602-6 | MW-36 | 88 | 92 | 94 | 103 |
| 570-258602-7 | MW-37 | 85 | 92 | 91 | 103 |
| 570-258602-8 | MW-38 | 86 | 92 | 93 | 102 |
| 570-258602-9 | MW-39 | 86 | 91 | 91 | 102 |
| LCS 570-666193/1003 | Lab Control Sample | 93 | 99 | 93 | 99 |
| LCSD 570-666193/4 | Lab Control Sample Dup | 87 | 98 | 89 | 103 |
| MB 570-666193/6 | Method Blank | 90 | 92 | 92 | 102 |

Surrogate Legend

DCA = 1,2-Dichloroethane-d4 (Surr)
 BFB = 4-Bromofluorobenzene (Surr)
 DBFM = Dibromofluoromethane (Surr)
 TOL = Toluene-d8 (Surr)

Method: 8270E - Semivolatile Organic Compounds (GC-MS/MS)

Matrix: Water

Prep Type: Total/NA

| Lab Sample ID | Client Sample ID | Percent Surrogate Recovery (Acceptance Limits) | | |
|---------------------|------------------------|--|-----------------|--------------------|
| | | FBP (31-169) | NBZ (37-188) | TPHd14 (17-155) |
| 570-258602-1 | MW-32 | 87 | 102 | 97 |
| 570-258602-2 | MW-33 | 70 | 98 | 29 |
| 570-258602-3 | MW-34 | 100 | 112 | 99 |
| 570-258602-5 | MW-35 | 90 | 99 | 52 |
| 570-258602-6 | MW-36 | 103 | 110 | 113 |
| 570-258602-7 | MW-37 | 96 | 105 | 44 |
| 570-258602-8 | MW-38 | 114 | 139 | 120 |
| 570-258602-9 | MW-39 | 112 | 139 | 96 |
| LCS 570-667807/2-A | Lab Control Sample | 108 | 137 | 82 |
| LCSD 570-667807/3-A | Lab Control Sample Dup | 112 | 142 | 91 |
| MB 570-667807/1-A | Method Blank | 119 | 143 | 85 |

Surrogate Legend

FBP = 2-Fluorobiphenyl (Surr)
 NBZ = Nitrobenzene-d5 (Surr)
 TPHd14 = p-Terphenyl-d14 (Surr)

Eurofins Calscience

QC Sample Results

Client: Stantec Consulting Services Inc
 Project/Site: ExxonMobil Gladiola Station / 238000257

Job ID: 570-258602-1

Method: 8260B - Volatile Organic Compounds (GC/MS)

Lab Sample ID: MB 570-666193/6
Matrix: Water
Analysis Batch: 666193

Client Sample ID: Method Blank
Prep Type: Total/NA

| Analyte | MB Result | MB Qualifier | RL | MDL | Unit | D | Prepared | Analyzed | Dil Fac |
|---------------------------------------|-----------|--------------|------|------|------|---|----------|----------------|---------|
| Benzene | ND | | 0.50 | 0.14 | ug/L | | | 12/07/25 14:59 | 1 |
| Toluene | ND | | 0.50 | 0.14 | ug/L | | | 12/07/25 14:59 | 1 |
| Ethylbenzene | ND | | 0.50 | 0.16 | ug/L | | | 12/07/25 14:59 | 1 |
| o-Xylene | ND | | 0.50 | 0.18 | ug/L | | | 12/07/25 14:59 | 1 |
| m,p-Xylene | ND | | 1.0 | 0.39 | ug/L | | | 12/07/25 14:59 | 1 |
| Xylenes, Total | ND | | 1.0 | 0.39 | ug/L | | | 12/07/25 14:59 | 1 |
| Methyl-t-Butyl Ether (MTBE) | ND | | 0.50 | 0.14 | ug/L | | | 12/07/25 14:59 | 1 |
| 1,1,1,2-Tetrachloroethane | ND | | 0.50 | 0.20 | ug/L | | | 12/07/25 14:59 | 1 |
| 1,1,1-Trichloroethane | ND | | 0.50 | 0.20 | ug/L | | | 12/07/25 14:59 | 1 |
| 1,1,2,2-Tetrachloroethane | ND | | 0.50 | 0.14 | ug/L | | | 12/07/25 14:59 | 1 |
| 1,1,2-Trichloroethane | ND | | 0.50 | 0.18 | ug/L | | | 12/07/25 14:59 | 1 |
| 1,1,2-Trichloro-1,2,2-trifluoroethane | ND | | 0.50 | 0.25 | ug/L | | | 12/07/25 14:59 | 1 |
| 1,1-Dichloroethane | ND | | 0.50 | 0.21 | ug/L | | | 12/07/25 14:59 | 1 |
| 1,1-Dichloroethene | ND | | 0.50 | 0.21 | ug/L | | | 12/07/25 14:59 | 1 |
| 1,1-Dichloropropene | ND | | 0.50 | 0.16 | ug/L | | | 12/07/25 14:59 | 1 |
| 1,2,3-Trichlorobenzene | ND | | 0.50 | 0.26 | ug/L | | | 12/07/25 14:59 | 1 |
| 1,2,3-Trichloropropane | ND | | 0.50 | 0.31 | ug/L | | | 12/07/25 14:59 | 1 |
| 1,2,4-Trichlorobenzene | ND | | 0.50 | 0.26 | ug/L | | | 12/07/25 14:59 | 1 |
| 1,2,4-Trimethylbenzene | ND | | 0.50 | 0.22 | ug/L | | | 12/07/25 14:59 | 1 |
| 1,3,5-Trimethylbenzene | ND | | 0.50 | 0.19 | ug/L | | | 12/07/25 14:59 | 1 |
| c-1,2-Dichloroethene | ND | | 0.50 | 0.16 | ug/L | | | 12/07/25 14:59 | 1 |
| 1,2-Dibromo-3-Chloropropane | ND | | 1.0 | 0.84 | ug/L | | | 12/07/25 14:59 | 1 |
| 1,2-Dichlorobenzene | ND | | 0.50 | 0.14 | ug/L | | | 12/07/25 14:59 | 1 |
| 1,2-Dichloroethane | ND | | 0.50 | 0.14 | ug/L | | | 12/07/25 14:59 | 1 |
| 1,2-Dichloropropane | ND | | 0.50 | 0.14 | ug/L | | | 12/07/25 14:59 | 1 |
| t-1,2-Dichloroethene | ND | | 0.50 | 0.22 | ug/L | | | 12/07/25 14:59 | 1 |
| c-1,3-Dichloropropene | ND | | 0.50 | 0.15 | ug/L | | | 12/07/25 14:59 | 1 |
| 1,3-Dichlorobenzene | ND | | 0.50 | 0.16 | ug/L | | | 12/07/25 14:59 | 1 |
| 1,3-Dichloropropane | ND | | 0.50 | 0.19 | ug/L | | | 12/07/25 14:59 | 1 |
| t-1,3-Dichloropropene | ND | | 0.50 | 0.21 | ug/L | | | 12/07/25 14:59 | 1 |
| 1,4-Dichlorobenzene | ND | | 0.50 | 0.11 | ug/L | | | 12/07/25 14:59 | 1 |
| 2,2-Dichloropropane | ND | | 0.50 | 0.26 | ug/L | | | 12/07/25 14:59 | 1 |
| 2-Chlorotoluene | ND | | 0.50 | 0.23 | ug/L | | | 12/07/25 14:59 | 1 |
| 4-Chlorotoluene | ND | | 0.50 | 0.24 | ug/L | | | 12/07/25 14:59 | 1 |
| 4-Methyl-2-pentanone | ND | | 5.0 | 1.6 | ug/L | | | 12/07/25 14:59 | 1 |
| Acetone | ND | | 8.0 | 3.6 | ug/L | | | 12/07/25 14:59 | 1 |
| Bromobenzene | ND | | 0.50 | 0.14 | ug/L | | | 12/07/25 14:59 | 1 |
| Bromochloromethane | ND | | 1.0 | 0.27 | ug/L | | | 12/07/25 14:59 | 1 |
| Bromoform | ND | | 0.50 | 0.28 | ug/L | | | 12/07/25 14:59 | 1 |
| Bromomethane | ND | | 2.0 | 1.9 | ug/L | | | 12/07/25 14:59 | 1 |
| Carbon disulfide | ND | | 1.0 | 0.32 | ug/L | | | 12/07/25 14:59 | 1 |
| Carbon tetrachloride | ND | | 0.50 | 0.27 | ug/L | | | 12/07/25 14:59 | 1 |
| Chlorobenzene | ND | | 0.50 | 0.12 | ug/L | | | 12/07/25 14:59 | 1 |
| Dibromochloromethane | ND | | 0.50 | 0.21 | ug/L | | | 12/07/25 14:59 | 1 |
| Chloroethane | ND | | 0.50 | 0.38 | ug/L | | | 12/07/25 14:59 | 1 |
| Chloroform | ND | | 0.50 | 0.25 | ug/L | | | 12/07/25 14:59 | 1 |
| Chloromethane | ND | | 1.0 | 0.65 | ug/L | | | 12/07/25 14:59 | 1 |
| Dibromomethane | ND | | 0.50 | 0.16 | ug/L | | | 12/07/25 14:59 | 1 |

Eurofins Calscience

QC Sample Results

Client: Stantec Consulting Services Inc
 Project/Site: ExxonMobil Gladiola Station / 238000257

Job ID: 570-258602-1

Method: 8260B - Volatile Organic Compounds (GC/MS) (Continued)

Lab Sample ID: MB 570-666193/6

Client Sample ID: Method Blank

Matrix: Water

Prep Type: Total/NA

Analysis Batch: 666193

| Analyte | MB | MB | RL | MDL | Unit | D | Prepared | Analyzed | Dil Fac |
|--------------------------|--------|-----------|------|------|------|---|----------|----------------|---------|
| | Result | Qualifier | | | | | | | |
| Bromodichloromethane | ND | | 0.50 | 0.15 | ug/L | | | 12/07/25 14:59 | 1 |
| Dichlorodifluoromethane | ND | | 1.0 | 0.51 | ug/L | | | 12/07/25 14:59 | 1 |
| 1,2-Dibromoethane | ND | | 0.50 | 0.27 | ug/L | | | 12/07/25 14:59 | 1 |
| Hexachloro-1,3-butadiene | ND | | 1.0 | 0.26 | ug/L | | | 12/07/25 14:59 | 1 |
| Isopropylbenzene | ND | | 0.50 | 0.21 | ug/L | | | 12/07/25 14:59 | 1 |
| 2-Butanone | ND | | 5.0 | 2.9 | ug/L | | | 12/07/25 14:59 | 1 |
| Methylene Chloride | ND | | 1.0 | 0.40 | ug/L | | | 12/07/25 14:59 | 1 |
| 2-Hexanone | ND | | 6.0 | 2.0 | ug/L | | | 12/07/25 14:59 | 1 |
| Naphthalene | ND | | 1.0 | 0.55 | ug/L | | | 12/07/25 14:59 | 1 |
| n-Butylbenzene | ND | | 0.50 | 0.24 | ug/L | | | 12/07/25 14:59 | 1 |
| N-Propylbenzene | ND | | 0.50 | 0.18 | ug/L | | | 12/07/25 14:59 | 1 |
| p-Isopropyltoluene | ND | | 0.50 | 0.20 | ug/L | | | 12/07/25 14:59 | 1 |
| sec-Butylbenzene | ND | | 0.50 | 0.20 | ug/L | | | 12/07/25 14:59 | 1 |
| Styrene | ND | | 0.50 | 0.27 | ug/L | | | 12/07/25 14:59 | 1 |
| tert-Butylbenzene | ND | | 0.50 | 0.21 | ug/L | | | 12/07/25 14:59 | 1 |
| Tetrachloroethene | ND | | 0.50 | 0.16 | ug/L | | | 12/07/25 14:59 | 1 |
| Trichloroethene | ND | | 0.50 | 0.15 | ug/L | | | 12/07/25 14:59 | 1 |
| Trichlorofluoromethane | ND | | 0.50 | 0.26 | ug/L | | | 12/07/25 14:59 | 1 |
| Vinyl chloride | ND | | 0.50 | 0.23 | ug/L | | | 12/07/25 14:59 | 1 |

| Surrogate | MB | MB | Limits | Prepared | Analyzed | Dil Fac |
|------------------------------|-----------|-----------|----------|----------|----------------|---------|
| | %Recovery | Qualifier | | | | |
| 1,2-Dichloroethane-d4 (Surr) | 90 | | 64 - 132 | | 12/07/25 14:59 | 1 |
| 4-Bromofluorobenzene (Surr) | 92 | | 76 - 120 | | 12/07/25 14:59 | 1 |
| Dibromofluoromethane (Surr) | 92 | | 80 - 120 | | 12/07/25 14:59 | 1 |
| Toluene-d8 (Surr) | 102 | | 80 - 120 | | 12/07/25 14:59 | 1 |

Lab Sample ID: LCS 570-666193/1003

Client Sample ID: Lab Control Sample

Matrix: Water

Prep Type: Total/NA

Analysis Batch: 666193

| Analyte | Spike Added | LCS Result | LCS Qualifier | Unit | D | %Rec | %Rec Limits |
|-----------------------------|-------------|------------|---------------|------|---|------|-------------|
| | | | | | | | |
| Toluene | 10.0 | 10.04 | | ug/L | | 100 | 80 - 120 |
| Ethylbenzene | 10.0 | 10.70 | | ug/L | | 107 | 80 - 126 |
| o-Xylene | 10.0 | 10.41 | | ug/L | | 104 | 80 - 124 |
| m,p-Xylene | 20.0 | 22.39 | | ug/L | | 112 | 80 - 123 |
| Methyl-t-Butyl Ether (MTBE) | 10.0 | 8.534 | | ug/L | | 85 | 69 - 128 |
| 1,1-Dichloroethene | 10.0 | 9.765 | | ug/L | | 98 | 80 - 126 |
| 1,2-Dichlorobenzene | 10.0 | 9.982 | | ug/L | | 100 | 80 - 120 |
| 1,2-Dichloroethane | 10.0 | 9.607 | | ug/L | | 96 | 76 - 130 |
| Carbon tetrachloride | 10.0 | 11.09 | | ug/L | | 111 | 61 - 139 |
| Chlorobenzene | 10.0 | 10.10 | | ug/L | | 101 | 80 - 120 |
| 1,2-Dibromoethane | 10.0 | 9.425 | | ug/L | | 94 | 80 - 125 |
| Hexachloro-1,3-butadiene | 10.0 | 12.74 | *+ me | ug/L | | 127 | 80 - 123 |
| Trichloroethene | 10.0 | 10.01 | | ug/L | | 100 | 77 - 124 |
| Vinyl chloride | 10.0 | 10.53 | | ug/L | | 105 | 50 - 160 |

Eurofins Calscience

QC Sample Results

Client: Stantec Consulting Services Inc
 Project/Site: ExxonMobil Gladiola Station / 238000257

Job ID: 570-258602-1

Method: 8260B - Volatile Organic Compounds (GC/MS) (Continued)

Lab Sample ID: LCS 570-666193/1003
 Matrix: Water
 Analysis Batch: 666193

Client Sample ID: Lab Control Sample
 Prep Type: Total/NA

| Surrogate | LCS %Recovery | LCS Qualifier | Limits |
|------------------------------|---------------|---------------|----------|
| 1,2-Dichloroethane-d4 (Surr) | 93 | | 64 - 132 |
| 4-Bromofluorobenzene (Surr) | 99 | | 76 - 120 |
| Dibromofluoromethane (Surr) | 93 | | 80 - 120 |
| Toluene-d8 (Surr) | 99 | | 80 - 120 |

Lab Sample ID: LCSD 570-666193/4
 Matrix: Water
 Analysis Batch: 666193

Client Sample ID: Lab Control Sample Dup
 Prep Type: Total/NA

| Analyte | Spike Added | LCSD Result | LCSD Qualifier | Unit | D | %Rec | %Rec Limits | RPD | RPD Limit |
|-----------------------------|-------------|-------------|----------------|------|---|------|-------------|-----|-----------|
| Benzene | 10.0 | 9.605 | | ug/L | | 96 | 80 - 120 | 0 | 20 |
| Toluene | 10.0 | 10.35 | | ug/L | | 104 | 80 - 120 | 3 | 20 |
| Ethylbenzene | 10.0 | 10.64 | | ug/L | | 106 | 80 - 126 | 1 | 20 |
| o-Xylene | 10.0 | 10.59 | | ug/L | | 106 | 80 - 124 | 2 | 20 |
| m,p-Xylene | 20.0 | 22.08 | | ug/L | | 110 | 80 - 123 | 1 | 20 |
| Methyl-t-Butyl Ether (MTBE) | 10.0 | 8.380 | | ug/L | | 84 | 69 - 128 | 2 | 20 |
| 1,1-Dichloroethene | 10.0 | 9.889 | | ug/L | | 99 | 80 - 126 | 1 | 21 |
| 1,2-Dichlorobenzene | 10.0 | 10.04 | | ug/L | | 100 | 80 - 120 | 1 | 20 |
| 1,2-Dichloroethane | 10.0 | 9.679 | | ug/L | | 97 | 76 - 130 | 1 | 20 |
| Carbon tetrachloride | 10.0 | 10.99 | | ug/L | | 110 | 61 - 139 | 1 | 20 |
| Chlorobenzene | 10.0 | 10.13 | | ug/L | | 101 | 80 - 120 | 0 | 20 |
| 1,2-Dibromoethane | 10.0 | 9.375 | | ug/L | | 94 | 80 - 125 | 1 | 20 |
| Hexachloro-1,3-butadiene | 10.0 | 12.79 | *+ me | ug/L | | 128 | 80 - 123 | 0 | 20 |
| Trichloroethene | 10.0 | 9.871 | | ug/L | | 99 | 77 - 124 | 1 | 20 |
| Vinyl chloride | 10.0 | 10.24 | | ug/L | | 102 | 50 - 160 | 3 | 20 |

| Surrogate | LCSD %Recovery | LCSD Qualifier | Limits |
|------------------------------|----------------|----------------|----------|
| 1,2-Dichloroethane-d4 (Surr) | 87 | | 64 - 132 |
| 4-Bromofluorobenzene (Surr) | 98 | | 76 - 120 |
| Dibromofluoromethane (Surr) | 89 | | 80 - 120 |
| Toluene-d8 (Surr) | 103 | | 80 - 120 |

Method: 8270E - Semivolatile Organic Compounds (GC-MS/MS)

Lab Sample ID: MB 570-667807/1-A
 Matrix: Water
 Analysis Batch: 667850

Client Sample ID: Method Blank
 Prep Type: Total/NA
 Prep Batch: 667807

| Analyte | MB Result | MB Qualifier | RL | MDL | Unit | D | Prepared | Analyzed | Dil Fac |
|----------------------|-----------|--------------|------|-------|------|---|----------------|----------------|---------|
| 1-Methylnaphthalene | ND | | 0.10 | 0.018 | ug/L | | 12/10/25 10:40 | 12/10/25 20:55 | 1 |
| 2-Methylnaphthalene | ND | | 0.10 | 0.014 | ug/L | | 12/10/25 10:40 | 12/10/25 20:55 | 1 |
| Acenaphthene | ND | | 0.10 | 0.015 | ug/L | | 12/10/25 10:40 | 12/10/25 20:55 | 1 |
| Acenaphthylene | ND | | 0.10 | 0.015 | ug/L | | 12/10/25 10:40 | 12/10/25 20:55 | 1 |
| Anthracene | ND | | 0.10 | 0.016 | ug/L | | 12/10/25 10:40 | 12/10/25 20:55 | 1 |
| Benzo[g,h,i]perylene | ND | | 0.10 | 0.021 | ug/L | | 12/10/25 10:40 | 12/10/25 20:55 | 1 |
| Benzo[k]fluoranthene | ND | | 0.10 | 0.022 | ug/L | | 12/10/25 10:40 | 12/10/25 20:55 | 1 |
| Benzo[a]anthracene | ND | | 0.10 | 0.010 | ug/L | | 12/10/25 10:40 | 12/10/25 20:55 | 1 |
| Benzo[a]pyrene | ND | | 0.10 | 0.017 | ug/L | | 12/10/25 10:40 | 12/10/25 20:55 | 1 |

Eurofins Calscience

QC Sample Results

Client: Stantec Consulting Services Inc
 Project/Site: ExxonMobil Gladiola Station / 238000257

Job ID: 570-258602-1

Method: 8270E - Semivolatile Organic Compounds (GC-MS/MS) (Continued)

Lab Sample ID: MB 570-667807/1-A

Client Sample ID: Method Blank

Matrix: Water

Prep Type: Total/NA

Analysis Batch: 667850

Prep Batch: 667807

| Analyte | MB | MB | RL | MDL | Unit | D | Prepared | Analyzed | Dil Fac |
|------------------------|--------|-----------|------|-------|------|---|----------------|----------------|---------|
| | Result | Qualifier | | | | | | | |
| Benzo[b]fluoranthene | ND | | 0.10 | 0.019 | ug/L | | 12/10/25 10:40 | 12/10/25 20:55 | 1 |
| Chrysene | ND | | 0.10 | 0.037 | ug/L | | 12/10/25 10:40 | 12/10/25 20:55 | 1 |
| Dibenz(a,h)anthracene | ND | | 0.10 | 0.069 | ug/L | | 12/10/25 10:40 | 12/10/25 20:55 | 1 |
| Fluoranthene | ND | | 0.10 | 0.012 | ug/L | | 12/10/25 10:40 | 12/10/25 20:55 | 1 |
| Fluorene | ND | | 0.10 | 0.016 | ug/L | | 12/10/25 10:40 | 12/10/25 20:55 | 1 |
| Indeno[1,2,3-cd]pyrene | ND | | 0.10 | 0.020 | ug/L | | 12/10/25 10:40 | 12/10/25 20:55 | 1 |
| Naphthalene | ND | | 0.10 | 0.021 | ug/L | | 12/10/25 10:40 | 12/10/25 20:55 | 1 |
| Phenanthrene | ND | | 0.10 | 0.014 | ug/L | | 12/10/25 10:40 | 12/10/25 20:55 | 1 |
| Pyrene | ND | | 0.10 | 0.014 | ug/L | | 12/10/25 10:40 | 12/10/25 20:55 | 1 |

| Surrogate | MB | MB | Limits | Prepared | Analyzed | Dil Fac |
|-------------------------|-----------|-----------|----------|----------------|----------------|---------|
| | %Recovery | Qualifier | | | | |
| 2-Fluorobiphenyl (Surr) | 119 | | 31 - 169 | 12/10/25 10:40 | 12/10/25 20:55 | 1 |
| Nitrobenzene-d5 (Surr) | 143 | | 37 - 188 | 12/10/25 10:40 | 12/10/25 20:55 | 1 |
| p-Terphenyl-d14 (Surr) | 85 | | 17 - 155 | 12/10/25 10:40 | 12/10/25 20:55 | 1 |

Lab Sample ID: LCS 570-667807/2-A

Client Sample ID: Lab Control Sample

Matrix: Water

Prep Type: Total/NA

Analysis Batch: 667850

Prep Batch: 667807

| Analyte | Spike Added | LCS | LCS | Unit | D | %Rec | %Rec Limits |
|------------------------|-------------|--------|-----------|------|---|------|-------------|
| | | Result | Qualifier | | | | |
| 1-Methylnaphthalene | 11.4 | 11.96 | | ug/L | | 105 | 51 - 120 |
| 2-Methylnaphthalene | 11.4 | 12.52 | | ug/L | | 110 | 56 - 120 |
| Acenaphthene | 11.4 | 11.80 | | ug/L | | 103 | 52 - 120 |
| Acenaphthylene | 11.4 | 13.46 | | ug/L | | 118 | 58 - 120 |
| Anthracene | 11.4 | 11.35 | | ug/L | | 99 | 50 - 120 |
| Benzo[g,h,i]perylene | 11.4 | 9.405 | | ug/L | | 82 | 16 - 120 |
| Benzo[k]fluoranthene | 11.4 | 8.662 | | ug/L | | 76 | 17 - 120 |
| Benzo[a]anthracene | 11.4 | 9.256 | | ug/L | | 81 | 23 - 120 |
| Benzo[a]pyrene | 11.4 | 8.820 | | ug/L | | 77 | 14 - 120 |
| Benzo[b]fluoranthene | 11.4 | 9.446 | | ug/L | | 83 | 16 - 120 |
| Chrysene | 11.4 | 8.728 | | ug/L | | 76 | 24 - 120 |
| Dibenz(a,h)anthracene | 11.4 | 10.45 | | ug/L | | 91 | 16 - 120 |
| Fluoranthene | 11.4 | 10.03 | | ug/L | | 88 | 48 - 120 |
| Fluorene | 11.4 | 12.20 | | ug/L | | 107 | 53 - 120 |
| Indeno[1,2,3-cd]pyrene | 11.4 | 10.35 | | ug/L | | 91 | 16 - 120 |
| Naphthalene | 11.4 | 12.11 | | ug/L | | 106 | 48 - 120 |
| Phenanthrene | 11.4 | 11.34 | | ug/L | | 99 | 49 - 120 |
| Pyrene | 11.4 | 8.699 | | ug/L | | 76 | 39 - 120 |

| Surrogate | LCS | LCS | Limits |
|-------------------------|-----------|-----------|----------|
| | %Recovery | Qualifier | |
| 2-Fluorobiphenyl (Surr) | 108 | | 31 - 169 |
| Nitrobenzene-d5 (Surr) | 137 | | 37 - 188 |
| p-Terphenyl-d14 (Surr) | 82 | | 17 - 155 |

Eurofins Calscience

QC Sample Results

Client: Stantec Consulting Services Inc
 Project/Site: ExxonMobil Gladiola Station / 238000257

Job ID: 570-258602-1

Method: 8270E - Semivolatile Organic Compounds (GC-MS/MS) (Continued)

Lab Sample ID: LCSD 570-667807/3-A
 Matrix: Water
 Analysis Batch: 667850

Client Sample ID: Lab Control Sample Dup
 Prep Type: Total/NA
 Prep Batch: 667807

| Analyte | Spike Added | LCSD Result | LCSD Qualifier | Unit | D | %Rec | %Rec | | RPD | Limit |
|------------------------|-------------|-------------|----------------|------|---|------|----------|-----|-----|-------|
| | | | | | | | Limits | RPD | | |
| 1-Methylnaphthalene | 11.4 | 12.36 | | ug/L | | 108 | 51 - 120 | 3 | 20 | |
| 2-Methylnaphthalene | 11.4 | 12.72 | | ug/L | | 111 | 56 - 120 | 2 | 20 | |
| Acenaphthene | 11.4 | 11.70 | | ug/L | | 102 | 52 - 120 | 1 | 20 | |
| Acenaphthylene | 11.4 | 13.81 | *+ me | ug/L | | 121 | 58 - 120 | 3 | 20 | |
| Anthracene | 11.4 | 12.04 | | ug/L | | 105 | 50 - 120 | 6 | 20 | |
| Benzo[g,h,i]perylene | 11.4 | 9.331 | | ug/L | | 82 | 16 - 120 | 1 | 20 | |
| Benzo[k]fluoranthene | 11.4 | 8.808 | | ug/L | | 77 | 17 - 120 | 2 | 20 | |
| Benzo[a]anthracene | 11.4 | 9.304 | | ug/L | | 81 | 23 - 120 | 1 | 20 | |
| Benzo[a]pyrene | 11.4 | 8.792 | | ug/L | | 77 | 14 - 120 | 0 | 20 | |
| Benzo[b]fluoranthene | 11.4 | 9.481 | | ug/L | | 83 | 16 - 120 | 0 | 20 | |
| Chrysene | 11.4 | 9.003 | | ug/L | | 79 | 24 - 120 | 3 | 20 | |
| Dibenz(a,h)anthracene | 11.4 | 10.47 | | ug/L | | 92 | 16 - 120 | 0 | 20 | |
| Fluoranthene | 11.4 | 11.03 | | ug/L | | 97 | 48 - 120 | 9 | 20 | |
| Fluorene | 11.4 | 12.66 | | ug/L | | 111 | 53 - 120 | 4 | 20 | |
| Indeno[1,2,3-cd]pyrene | 11.4 | 10.13 | | ug/L | | 89 | 16 - 120 | 2 | 20 | |
| Naphthalene | 11.4 | 12.43 | | ug/L | | 109 | 48 - 120 | 3 | 20 | |
| Phenanthrene | 11.4 | 12.62 | | ug/L | | 110 | 49 - 120 | 11 | 20 | |
| Pyrene | 11.4 | 8.652 | | ug/L | | 76 | 39 - 120 | 1 | 20 | |

| Surrogate | LCSD | | Limits |
|-------------------------|-----------|-----------|----------|
| | %Recovery | Qualifier | |
| 2-Fluorobiphenyl (Surr) | 112 | | 31 - 169 |
| Nitrobenzene-d5 (Surr) | 142 | | 37 - 188 |
| p-Terphenyl-d14 (Surr) | 91 | | 17 - 155 |

Method: 300.0 - Anions, Ion Chromatography

Lab Sample ID: MB 570-669469/5
 Matrix: Water
 Analysis Batch: 669469

Client Sample ID: Method Blank
 Prep Type: Total/NA

| Analyte | MB MB | | RL | MDL | Unit | D | Prepared | Analyzed | Dil Fac |
|----------|--------|-----------|------|-------|------|---|----------|----------------|---------|
| | Result | Qualifier | | | | | | | |
| Chloride | ND | | 1.0 | 0.36 | mg/L | | | 12/13/25 06:32 | 1 |
| Fluoride | ND | | 0.10 | 0.046 | mg/L | | | 12/13/25 06:32 | 1 |

Lab Sample ID: LCS 570-669469/6
 Matrix: Water
 Analysis Batch: 669469

Client Sample ID: Lab Control Sample
 Prep Type: Total/NA

| Analyte | Spike Added | LCS Result | LCS Qualifier | Unit | D | %Rec | %Rec | |
|----------|-------------|------------|---------------|------|---|------|----------|-----|
| | | | | | | | Limits | RPD |
| Chloride | 50.0 | 49.59 | | mg/L | | 99 | 90 - 110 | |
| Fluoride | 2.50 | 2.598 | | mg/L | | 104 | 90 - 110 | |

Lab Sample ID: LCSD 570-669469/7
 Matrix: Water
 Analysis Batch: 669469

Client Sample ID: Lab Control Sample Dup
 Prep Type: Total/NA

| Analyte | Spike Added | LCSD Result | LCSD Qualifier | Unit | D | %Rec | %Rec | | RPD | Limit |
|----------|-------------|-------------|----------------|------|---|------|----------|-----|-----|-------|
| | | | | | | | Limits | RPD | | |
| Chloride | 50.0 | 49.61 | | mg/L | | 99 | 90 - 110 | 0 | 15 | |
| Fluoride | 2.50 | 2.602 | | mg/L | | 104 | 90 - 110 | 0 | 15 | |

Eurofins Calscience

QC Sample Results

Client: Stantec Consulting Services Inc
 Project/Site: ExxonMobil Gladiola Station / 238000257

Job ID: 570-258602-1

Method: 300.0 - Anions, Ion Chromatography

Lab Sample ID: 570-259729-A-1 MS
 Matrix: Water
 Analysis Batch: 669469

Client Sample ID: Matrix Spike
 Prep Type: Total/NA

| Analyte | Sample Result | Sample Qualifier | Spike Added | MS Result | MS Qualifier | Unit | D | %Rec | %Rec Limits |
|----------|---------------|------------------|-------------|-----------|--------------|------|---|------|-------------|
| Fluoride | 0.69 | | 2.50 | 3.252 | | mg/L | | 102 | 80 - 120 |

Lab Sample ID: 570-259729-A-1 MSD
 Matrix: Water
 Analysis Batch: 669469

Client Sample ID: Matrix Spike Duplicate
 Prep Type: Total/NA

| Analyte | Sample Result | Sample Qualifier | Spike Added | MSD Result | MSD Qualifier | Unit | D | %Rec | %Rec Limits | RPD | RPD Limit |
|----------|---------------|------------------|-------------|------------|---------------|------|---|------|-------------|-----|-----------|
| Fluoride | 0.69 | | 2.50 | 3.275 | | mg/L | | 103 | 80 - 120 | 1 | 20 |

Method: 300.0 - Anions, Ion Chromatography - DL

Lab Sample ID: 570-259729-A-1 MS
 Matrix: Water
 Analysis Batch: 669469

Client Sample ID: Matrix Spike
 Prep Type: Total/NA

| Analyte | Sample Result | Sample Qualifier | Spike Added | MS Result | MS Qualifier | Unit | D | %Rec | %Rec Limits |
|---------------|---------------|------------------|-------------|-----------|--------------|------|---|------|-------------|
| Chloride - DL | 110 | | 50.0 | 157.5 | | mg/L | | 95 | 80 - 120 |

Lab Sample ID: 570-259729-A-1 MSD
 Matrix: Water
 Analysis Batch: 669469

Client Sample ID: Matrix Spike Duplicate
 Prep Type: Total/NA

| Analyte | Sample Result | Sample Qualifier | Spike Added | MSD Result | MSD Qualifier | Unit | D | %Rec | %Rec Limits | RPD | RPD Limit |
|---------------|---------------|------------------|-------------|------------|---------------|------|---|------|-------------|-----|-----------|
| Chloride - DL | 110 | | 50.0 | 157.3 | | mg/L | | 95 | 80 - 120 | 0 | 20 |

Method: 200.8 - Metals (ICP/MS)

Lab Sample ID: MB 570-672010/1-A
 Matrix: Water
 Analysis Batch: 672452

Client Sample ID: Method Blank
 Prep Type: Total Recoverable
 Prep Batch: 672010

| Analyte | MB Result | MB Qualifier | RL | MDL | Unit | D | Prepared | Analyzed | Dil Fac |
|---------|-----------|--------------|------|-------|------|---|----------------|----------------|---------|
| Uranium | ND | | 1.00 | 0.207 | ug/L | | 12/18/25 06:18 | 12/18/25 18:29 | 1 |

Lab Sample ID: LCS 570-672010/2-A
 Matrix: Water
 Analysis Batch: 672452

Client Sample ID: Lab Control Sample
 Prep Type: Total Recoverable
 Prep Batch: 672010

| Analyte | Spike Added | LCS Result | LCS Qualifier | Unit | D | %Rec | %Rec Limits |
|---------|-------------|------------|---------------|------|---|------|-------------|
| Uranium | 80.0 | 79.72 | | ug/L | | 100 | 85 - 115 |

Lab Sample ID: LCSD 570-672010/3-A
 Matrix: Water
 Analysis Batch: 672452

Client Sample ID: Lab Control Sample Dup
 Prep Type: Total Recoverable
 Prep Batch: 672010

| Analyte | Spike Added | LCSD Result | LCSD Qualifier | Unit | D | %Rec | %Rec Limits | RPD | RPD Limit |
|---------|-------------|-------------|----------------|------|---|------|-------------|-----|-----------|
| Uranium | 80.0 | 81.19 | | ug/L | | 101 | 85 - 115 | 2 | 20 |

Eurofins Calscience

QC Sample Results

Client: Stantec Consulting Services Inc
 Project/Site: ExxonMobil Gladiola Station / 238000257

Job ID: 570-258602-1

Method: 200.8 - Metals (ICP/MS) (Continued)

Lab Sample ID: 570-258627-A-1-B MS
 Matrix: Water
 Analysis Batch: 672448

Client Sample ID: Matrix Spike
 Prep Type: Total Recoverable
 Prep Batch: 672010

| Analyte | Sample Result | Sample Qualifier | Spike Added | MS Result | MS Qualifier | Unit | D | %Rec | %Rec Limits |
|---------|---------------|------------------|-------------|-----------|--------------|------|---|------|-------------|
| Uranium | 2.30 | | 80.0 | 89.68 | | ug/L | | 109 | 80 - 120 |

Lab Sample ID: 570-258627-A-1-C MSD
 Matrix: Water
 Analysis Batch: 672448

Client Sample ID: Matrix Spike Duplicate
 Prep Type: Total Recoverable
 Prep Batch: 672010

| Analyte | Sample Result | Sample Qualifier | Spike Added | MSD Result | MSD Qualifier | Unit | D | %Rec | %Rec Limits | RPD | Limit |
|---------|---------------|------------------|-------------|------------|---------------|------|---|------|-------------|-----|-------|
| Uranium | 2.30 | | 80.0 | 92.00 | | ug/L | | 112 | 80 - 120 | 3 | 20 |

Method: 245.1 - Mercury (CVAA)

Lab Sample ID: MB 570-667089/1-A
 Matrix: Water
 Analysis Batch: 667871

Client Sample ID: Method Blank
 Prep Type: Total/NA
 Prep Batch: 667089

| Analyte | MB Result | MB Qualifier | RL | MDL | Unit | D | Prepared | Analyzed | Dil Fac |
|---------|-----------|--------------|----------|----------|------|---|----------------|----------------|---------|
| Mercury | ND | | 0.000200 | 0.000124 | mg/L | | 12/09/25 09:31 | 12/10/25 10:23 | 1 |

Lab Sample ID: LCS 570-667089/2-A
 Matrix: Water
 Analysis Batch: 667871

Client Sample ID: Lab Control Sample
 Prep Type: Total/NA
 Prep Batch: 667089

| Analyte | Spike Added | LCS Result | LCS Qualifier | Unit | D | %Rec | %Rec Limits |
|---------|-------------|------------|---------------|------|---|------|-------------|
| Mercury | 0.00800 | 0.007326 | | mg/L | | 92 | 85 - 115 |

Lab Sample ID: LCSD 570-667089/3-A
 Matrix: Water
 Analysis Batch: 667871

Client Sample ID: Lab Control Sample Dup
 Prep Type: Total/NA
 Prep Batch: 667089

| Analyte | Spike Added | LCSD Result | LCSD Qualifier | Unit | D | %Rec | %Rec Limits | RPD | Limit |
|---------|-------------|-------------|----------------|------|---|------|-------------|-----|-------|
| Mercury | 0.00800 | 0.007354 | | mg/L | | 92 | 85 - 115 | 0 | 10 |

Lab Sample ID: 570-258602-1 MS
 Matrix: Water
 Analysis Batch: 667871

Client Sample ID: MW-32
 Prep Type: Total/NA
 Prep Batch: 667089

| Analyte | Sample Result | Sample Qualifier | Spike Added | MS Result | MS Qualifier | Unit | D | %Rec | %Rec Limits |
|---------|---------------|------------------|-------------|-----------|--------------|------|---|------|-------------|
| Mercury | ND | F1 | 0.00800 | 0.005914 | F1 | mg/L | | 74 | 85 - 115 |

Lab Sample ID: 570-258602-1 MSD
 Matrix: Water
 Analysis Batch: 667871

Client Sample ID: MW-32
 Prep Type: Total/NA
 Prep Batch: 667089

| Analyte | Sample Result | Sample Qualifier | Spike Added | MSD Result | MSD Qualifier | Unit | D | %Rec | %Rec Limits | RPD | Limit |
|---------|---------------|------------------|-------------|------------|---------------|------|---|------|-------------|-----|-------|
| Mercury | ND | F1 | 0.00800 | 0.005844 | F1 | mg/L | | 73 | 85 - 115 | 1 | 10 |

Eurofins Calscience

QC Sample Results

Client: Stantec Consulting Services Inc
 Project/Site: ExxonMobil Gladiola Station / 238000257

Job ID: 570-258602-1

Method: 6010B - Metals (ICP)

Lab Sample ID: MB 570-672089/1-A
 Matrix: Water
 Analysis Batch: 672516

Client Sample ID: Method Blank
 Prep Type: Total Recoverable
 Prep Batch: 672089

| Analyte | MB Result | MB Qualifier | RL | MDL | Unit | D | Prepared | Analyzed | Dil Fac |
|-----------|-----------|--------------|--------|----------|------|---|----------------|----------------|---------|
| Arsenic | ND | | 0.100 | 0.00986 | mg/L | | 12/18/25 08:07 | 12/18/25 18:01 | 1 |
| Barium | ND | | 0.0100 | 0.00713 | mg/L | | 12/18/25 08:07 | 12/18/25 18:01 | 1 |
| Cadmium | ND | | 0.0100 | 0.000449 | mg/L | | 12/18/25 08:07 | 12/18/25 18:01 | 1 |
| Chromium | ND | | 0.0500 | 0.00814 | mg/L | | 12/18/25 08:07 | 12/18/25 18:01 | 1 |
| Lead | ND | | 0.0500 | 0.00447 | mg/L | | 12/18/25 08:07 | 12/18/25 18:01 | 1 |
| Selenium | ND | | 0.0500 | 0.0145 | mg/L | | 12/18/25 08:07 | 12/18/25 18:01 | 1 |
| Silver | ND | | 0.0100 | 0.00679 | mg/L | | 12/18/25 08:07 | 12/18/25 18:01 | 1 |
| Beryllium | ND | | 0.0100 | 0.00296 | mg/L | | 12/18/25 08:07 | 12/18/25 18:01 | 1 |
| Thallium | ND | | 0.0500 | 0.00670 | mg/L | | 12/18/25 08:07 | 12/18/25 18:01 | 1 |

Lab Sample ID: LCS 570-672089/2-A
 Matrix: Water
 Analysis Batch: 672516

Client Sample ID: Lab Control Sample
 Prep Type: Total Recoverable
 Prep Batch: 672089

| Analyte | Spike Added | LCS Result | LCS Qualifier | Unit | D | %Rec | %Rec Limits |
|-----------|-------------|------------|---------------|------|---|------|-------------|
| Arsenic | 0.500 | 0.4681 | | mg/L | | 94 | 80 - 120 |
| Barium | 0.500 | 0.4734 | | mg/L | | 95 | 80 - 120 |
| Cadmium | 0.500 | 0.4700 | | mg/L | | 94 | 80 - 120 |
| Chromium | 0.500 | 0.4739 | | mg/L | | 95 | 80 - 120 |
| Lead | 0.500 | 0.4751 | | mg/L | | 95 | 80 - 120 |
| Selenium | 0.500 | 0.4513 | | mg/L | | 90 | 80 - 120 |
| Silver | 0.250 | 0.2363 | | mg/L | | 95 | 80 - 120 |
| Beryllium | 0.500 | 0.4715 | | mg/L | | 94 | 80 - 120 |
| Thallium | 0.500 | 0.4461 | | mg/L | | 89 | 80 - 120 |

Lab Sample ID: LCSD 570-672089/3-A
 Matrix: Water
 Analysis Batch: 672516

Client Sample ID: Lab Control Sample Dup
 Prep Type: Total Recoverable
 Prep Batch: 672089

| Analyte | Spike Added | LCSD Result | LCSD Qualifier | Unit | D | %Rec | %Rec Limits | RPD | RPD Limit |
|-----------|-------------|-------------|----------------|------|---|------|-------------|-----|-----------|
| Arsenic | 0.500 | 0.4661 | | mg/L | | 93 | 80 - 120 | 0 | 20 |
| Barium | 0.500 | 0.4680 | | mg/L | | 94 | 80 - 120 | 1 | 20 |
| Cadmium | 0.500 | 0.4659 | | mg/L | | 93 | 80 - 120 | 1 | 20 |
| Chromium | 0.500 | 0.4701 | | mg/L | | 94 | 80 - 120 | 1 | 20 |
| Lead | 0.500 | 0.4721 | | mg/L | | 94 | 80 - 120 | 1 | 20 |
| Selenium | 0.500 | 0.4527 | | mg/L | | 91 | 80 - 120 | 0 | 20 |
| Silver | 0.250 | 0.2353 | | mg/L | | 94 | 80 - 120 | 0 | 20 |
| Beryllium | 0.500 | 0.4663 | | mg/L | | 93 | 80 - 120 | 1 | 20 |
| Thallium | 0.500 | 0.4418 | | mg/L | | 88 | 80 - 120 | 1 | 20 |

Lab Sample ID: 570-258542-F-1-B MS
 Matrix: Water
 Analysis Batch: 672516

Client Sample ID: Matrix Spike
 Prep Type: Total Recoverable
 Prep Batch: 672089

| Analyte | Sample Result | Sample Qualifier | Spike Added | MS Result | MS Qualifier | Unit | D | %Rec | %Rec Limits |
|----------|---------------|------------------|-------------|-----------|--------------|------|---|------|-------------|
| Arsenic | ND | | 0.500 | 0.4767 | | mg/L | | 95 | 80 - 140 |
| Barium | 0.0365 | | 0.500 | 0.4875 | | mg/L | | 90 | 87 - 123 |
| Cadmium | ND | | 0.500 | 0.4418 | | mg/L | | 88 | 82 - 124 |
| Chromium | ND | | 0.500 | 0.4578 | | mg/L | | 92 | 86 - 122 |

Eurofins Calscience

QC Sample Results

Client: Stantec Consulting Services Inc
 Project/Site: ExxonMobil Gladiola Station / 238000257

Job ID: 570-258602-1

Method: 6010B - Metals (ICP) (Continued)

Lab Sample ID: 570-258542-F-1-B MS
 Matrix: Water
 Analysis Batch: 672516

Client Sample ID: Matrix Spike
 Prep Type: Total Recoverable
 Prep Batch: 672089

| Analyte | Sample Result | Sample Qualifier | Spike Added | MS Result | MS Qualifier | Unit | D | %Rec | %Rec Limits |
|-----------|---------------|------------------|-------------|-----------|--------------|------|---|------|-------------|
| Lead | ND | | 0.500 | 0.4440 | | mg/L | | 89 | 84 - 120 |
| Selenium | 0.0247 | J | 0.500 | 0.4771 | | mg/L | | 90 | 79 - 127 |
| Silver | ND | | 0.250 | 0.2373 | | mg/L | | 95 | 86 - 128 |
| Beryllium | ND | | 0.500 | 0.4574 | | mg/L | | 91 | 89 - 119 |
| Thallium | ND | | 0.500 | 0.4070 | | mg/L | | 81 | 79 - 121 |

Lab Sample ID: 570-258542-F-1-C MSD
 Matrix: Water
 Analysis Batch: 672516

Client Sample ID: Matrix Spike Duplicate
 Prep Type: Total Recoverable
 Prep Batch: 672089

| Analyte | Sample Result | Sample Qualifier | Spike Added | MSD Result | MSD Qualifier | Unit | D | %Rec | %Rec Limits | RPD | RPD Limit |
|-----------|---------------|------------------|-------------|------------|---------------|------|---|------|-------------|-----|-----------|
| Arsenic | ND | | 0.500 | 0.4886 | | mg/L | | 98 | 80 - 140 | 2 | 11 |
| Barium | 0.0365 | | 0.500 | 0.4991 | | mg/L | | 93 | 87 - 123 | 2 | 6 |
| Cadmium | ND | | 0.500 | 0.4522 | | mg/L | | 90 | 82 - 124 | 2 | 7 |
| Chromium | ND | | 0.500 | 0.4708 | | mg/L | | 94 | 86 - 122 | 3 | 8 |
| Lead | ND | | 0.500 | 0.4565 | | mg/L | | 91 | 84 - 120 | 3 | 7 |
| Selenium | 0.0247 | J | 0.500 | 0.4841 | | mg/L | | 92 | 79 - 127 | 1 | 9 |
| Silver | ND | | 0.250 | 0.2438 | | mg/L | | 98 | 86 - 128 | 3 | 7 |
| Beryllium | ND | | 0.500 | 0.4694 | | mg/L | | 94 | 89 - 119 | 3 | 8 |
| Thallium | ND | | 0.500 | 0.4274 | | mg/L | | 85 | 79 - 121 | 5 | 8 |

Lab Sample ID: MB 570-672100/1-A
 Matrix: Water
 Analysis Batch: 672516

Client Sample ID: Method Blank
 Prep Type: Total Recoverable
 Prep Batch: 672100

| Analyte | MB Result | MB Qualifier | RL | MDL | Unit | D | Prepared | Analyzed | Dil Fac |
|-----------|-----------|--------------|--------|----------|------|---|----------------|----------------|---------|
| Arsenic | ND | | 0.100 | 0.00986 | mg/L | | 12/18/25 08:30 | 12/18/25 19:59 | 1 |
| Barium | ND | | 0.0100 | 0.00713 | mg/L | | 12/18/25 08:30 | 12/18/25 19:59 | 1 |
| Cadmium | ND | | 0.0100 | 0.000449 | mg/L | | 12/18/25 08:30 | 12/18/25 19:59 | 1 |
| Chromium | ND | | 0.0500 | 0.00814 | mg/L | | 12/18/25 08:30 | 12/18/25 19:59 | 1 |
| Lead | ND | | 0.0500 | 0.00447 | mg/L | | 12/18/25 08:30 | 12/18/25 19:59 | 1 |
| Selenium | ND | | 0.0500 | 0.0145 | mg/L | | 12/18/25 08:30 | 12/18/25 19:59 | 1 |
| Silver | ND | | 0.0100 | 0.00679 | mg/L | | 12/18/25 08:30 | 12/18/25 19:59 | 1 |
| Beryllium | ND | | 0.0100 | 0.00296 | mg/L | | 12/18/25 08:30 | 12/18/25 19:59 | 1 |
| Thallium | ND | | 0.0500 | 0.00670 | mg/L | | 12/18/25 08:30 | 12/18/25 19:59 | 1 |

Lab Sample ID: LCS 570-672100/2-A
 Matrix: Water
 Analysis Batch: 672516

Client Sample ID: Lab Control Sample
 Prep Type: Total Recoverable
 Prep Batch: 672100

| Analyte | Spike Added | LCS Result | LCS Qualifier | Unit | D | %Rec | %Rec Limits |
|-----------|-------------|------------|---------------|------|---|------|-------------|
| Arsenic | 0.500 | 0.4560 | | mg/L | | 91 | 80 - 120 |
| Barium | 0.500 | 0.4612 | | mg/L | | 92 | 80 - 120 |
| Cadmium | 0.500 | 0.4589 | | mg/L | | 92 | 80 - 120 |
| Chromium | 0.500 | 0.4640 | | mg/L | | 93 | 80 - 120 |
| Lead | 0.500 | 0.4648 | | mg/L | | 93 | 80 - 120 |
| Selenium | 0.500 | 0.4440 | | mg/L | | 89 | 80 - 120 |
| Silver | 0.250 | 0.2321 | | mg/L | | 93 | 80 - 120 |
| Beryllium | 0.500 | 0.4603 | | mg/L | | 92 | 80 - 120 |

Eurofins Calscience

QC Sample Results

Client: Stantec Consulting Services Inc
 Project/Site: ExxonMobil Gladiola Station / 238000257

Job ID: 570-258602-1

Method: 6010B - Metals (ICP) (Continued)

Lab Sample ID: LCS 570-672100/2-A
 Matrix: Water
 Analysis Batch: 672516

Client Sample ID: Lab Control Sample
 Prep Type: Total Recoverable
 Prep Batch: 672100

| Analyte | Spike Added | LCS Result | LCS Qualifier | Unit | D | %Rec | %Rec Limits |
|----------|-------------|------------|---------------|------|---|------|-------------|
| Thallium | 0.500 | 0.4324 | | mg/L | | 86 | 80 - 120 |

Lab Sample ID: LCSD 570-672100/3-A
 Matrix: Water
 Analysis Batch: 672516

Client Sample ID: Lab Control Sample Dup
 Prep Type: Total Recoverable
 Prep Batch: 672100

| Analyte | Spike Added | LCSD Result | LCSD Qualifier | Unit | D | %Rec | %Rec Limits | RPD | RPD Limit |
|-----------|-------------|-------------|----------------|------|---|------|-------------|-----|-----------|
| Arsenic | 0.500 | 0.4612 | | mg/L | | 92 | 80 - 120 | 1 | 20 |
| Barium | 0.500 | 0.4663 | | mg/L | | 93 | 80 - 120 | 1 | 20 |
| Cadmium | 0.500 | 0.4571 | | mg/L | | 91 | 80 - 120 | 0 | 20 |
| Chromium | 0.500 | 0.4647 | | mg/L | | 93 | 80 - 120 | 0 | 20 |
| Lead | 0.500 | 0.4662 | | mg/L | | 93 | 80 - 120 | 0 | 20 |
| Selenium | 0.500 | 0.4470 | | mg/L | | 89 | 80 - 120 | 1 | 20 |
| Silver | 0.250 | 0.2332 | | mg/L | | 93 | 80 - 120 | 0 | 20 |
| Beryllium | 0.500 | 0.4653 | | mg/L | | 93 | 80 - 120 | 1 | 20 |
| Thallium | 0.500 | 0.4344 | | mg/L | | 87 | 80 - 120 | 0 | 20 |

Lab Sample ID: 570-258811-F-3-C MS
 Matrix: Water
 Analysis Batch: 672516

Client Sample ID: Matrix Spike
 Prep Type: Total Recoverable
 Prep Batch: 672100

| Analyte | Sample Result | Sample Qualifier | Spike Added | MS Result | MS Qualifier | Unit | D | %Rec | %Rec Limits |
|-----------|---------------|------------------|-------------|-----------|--------------|------|---|------|-------------|
| Arsenic | 0.802 | | 0.500 | 1.315 | | mg/L | | 103 | 80 - 140 |
| Barium | 0.600 | | 0.500 | 1.093 | | mg/L | | 99 | 87 - 123 |
| Cadmium | ND | | 0.500 | 0.4676 | | mg/L | | 94 | 82 - 124 |
| Chromium | 0.0598 | | 0.500 | 0.5270 | | mg/L | | 93 | 86 - 122 |
| Lead | 0.00760 | J | 0.500 | 0.4785 | | mg/L | | 94 | 84 - 120 |
| Selenium | ND | | 0.500 | 0.4782 | | mg/L | | 96 | 79 - 127 |
| Silver | ND | | 0.250 | 0.2504 | | mg/L | | 100 | 86 - 128 |
| Beryllium | ND | | 0.500 | 0.4870 | | mg/L | | 97 | 89 - 119 |
| Thallium | ND | | 0.500 | 0.4420 | | mg/L | | 88 | 79 - 121 |

Lab Sample ID: 570-258811-F-3-D MSD
 Matrix: Water
 Analysis Batch: 672516

Client Sample ID: Matrix Spike Duplicate
 Prep Type: Total Recoverable
 Prep Batch: 672100

| Analyte | Sample Result | Sample Qualifier | Spike Added | MSD Result | MSD Qualifier | Unit | D | %Rec | %Rec Limits | RPD | RPD Limit |
|-----------|---------------|------------------|-------------|------------|---------------|------|---|------|-------------|-----|-----------|
| Arsenic | 0.802 | | 0.500 | 1.283 | | mg/L | | 96 | 80 - 140 | 2 | 11 |
| Barium | 0.600 | | 0.500 | 1.067 | | mg/L | | 93 | 87 - 123 | 2 | 6 |
| Cadmium | ND | | 0.500 | 0.4549 | | mg/L | | 91 | 82 - 124 | 3 | 7 |
| Chromium | 0.0598 | | 0.500 | 0.5125 | | mg/L | | 91 | 86 - 122 | 3 | 8 |
| Lead | 0.00760 | J | 0.500 | 0.4677 | | mg/L | | 92 | 84 - 120 | 2 | 7 |
| Selenium | ND | | 0.500 | 0.4645 | | mg/L | | 93 | 79 - 127 | 3 | 9 |
| Silver | ND | | 0.250 | 0.2438 | | mg/L | | 98 | 86 - 128 | 3 | 7 |
| Beryllium | ND | | 0.500 | 0.4742 | | mg/L | | 95 | 89 - 119 | 3 | 8 |
| Thallium | ND | | 0.500 | 0.4292 | | mg/L | | 86 | 79 - 121 | 3 | 8 |

Eurofins Calscience

QC Sample Results

Client: Stantec Consulting Services Inc
 Project/Site: ExxonMobil Gladiola Station / 238000257

Job ID: 570-258602-1

Method: SM 2540C - Solids, Total Dissolved (TDS)

Lab Sample ID: MB 570-667346/1
 Matrix: Water
 Analysis Batch: 667346

Client Sample ID: Method Blank
 Prep Type: Total/NA

| Analyte | MB Result | MB Qualifier | RL | MDL | Unit | D | Prepared | Analyzed | Dil Fac |
|------------------------|-----------|--------------|------|------|------|---|----------|----------------|---------|
| Total Dissolved Solids | ND | | 10.0 | 5.73 | mg/L | | | 12/09/25 15:31 | 1 |

Lab Sample ID: LCS 570-667346/2
 Matrix: Water
 Analysis Batch: 667346

Client Sample ID: Lab Control Sample
 Prep Type: Total/NA

| Analyte | Spike Added | LCS Result | LCS Qualifier | Unit | D | %Rec | %Rec Limits |
|------------------------|-------------|------------|---------------|------|---|------|-------------|
| Total Dissolved Solids | 1000 | 994.0 | | mg/L | | 99 | 85 - 110 |

Lab Sample ID: LCSD 570-667346/3
 Matrix: Water
 Analysis Batch: 667346

Client Sample ID: Lab Control Sample Dup
 Prep Type: Total/NA

| Analyte | Spike Added | LCSD Result | LCSD Qualifier | Unit | D | %Rec | %Rec Limits | RPD | RPD Limit |
|------------------------|-------------|-------------|----------------|------|---|------|-------------|-----|-----------|
| Total Dissolved Solids | 1000 | 990.0 | | mg/L | | 99 | 85 - 110 | 0 | 10 |

Lab Sample ID: 280-218078-A-1 DU
 Matrix: Water
 Analysis Batch: 667346

Client Sample ID: Duplicate
 Prep Type: Total/NA

| Analyte | Sample Result | Sample Qualifier | DU Result | DU Qualifier | Unit | D | RPD | RPD Limit |
|------------------------|---------------|------------------|-----------|--------------|------|---|-----|-----------|
| Total Dissolved Solids | 11000 | | 11260 | | mg/L | | 3 | 8 |

Lab Sample ID: 570-258192-C-1 DU
 Matrix: Water
 Analysis Batch: 667346

Client Sample ID: Duplicate
 Prep Type: Total/NA

| Analyte | Sample Result | Sample Qualifier | DU Result | DU Qualifier | Unit | D | RPD | RPD Limit |
|------------------------|---------------|------------------|-----------|--------------|------|---|-----|-----------|
| Total Dissolved Solids | 1070 | | 1090 | | mg/L | | 2 | 8 |

Method: SM 4500 CN E - Cyanide, Total

Lab Sample ID: MB 570-665955/2-A
 Matrix: Water
 Analysis Batch: 666014

Client Sample ID: Method Blank
 Prep Type: Total/NA
 Prep Batch: 665955

| Analyte | MB Result | MB Qualifier | RL | MDL | Unit | D | Prepared | Analyzed | Dil Fac |
|----------------|-----------|--------------|--------|---------|------|---|----------------|----------------|---------|
| Cyanide, Total | ND | | 0.0250 | 0.00930 | mg/L | | 12/06/25 10:40 | 12/06/25 12:23 | 1 |

Lab Sample ID: LCS 570-665955/3-A
 Matrix: Water
 Analysis Batch: 666014

Client Sample ID: Lab Control Sample
 Prep Type: Total/NA
 Prep Batch: 665955

| Analyte | Spike Added | LCS Result | LCS Qualifier | Unit | D | %Rec | %Rec Limits |
|----------------|-------------|------------|---------------|------|---|------|-------------|
| Cyanide, Total | 0.100 | 0.09149 | | mg/L | | 91 | 80 - 120 |

Eurofins Calscience

QC Sample Results

Client: Stantec Consulting Services Inc
 Project/Site: ExxonMobil Gladiola Station / 238000257

Job ID: 570-258602-1

Method: SM 4500 CN E - Cyanide, Total (Continued)

Lab Sample ID: LCSD 570-665955/4-A
Matrix: Water
Analysis Batch: 666014

Client Sample ID: Lab Control Sample Dup
Prep Type: Total/NA
Prep Batch: 665955

| Analyte | Spike Added | LCSD Result | LCSD Qualifier | Unit | D | %Rec | %Rec Limits | RPD | RPD Limit |
|----------------|-------------|-------------|----------------|------|---|------|-------------|-----|-----------|
| Cyanide, Total | 0.100 | 0.09936 | | mg/L | | 99 | 80 - 120 | 8 | 20 |

Lab Sample ID: MRL 570-665955/1-A
Matrix: Water
Analysis Batch: 666014

Client Sample ID: Lab Control Sample
Prep Type: Total/NA
Prep Batch: 665955

| Analyte | Spike Added | MRL Result | MRL Qualifier | Unit | D | %Rec | %Rec Limits | RPD | RPD Limit |
|----------------|-------------|------------|---------------|------|---|------|-------------|-----|-----------|
| Cyanide, Total | 0.0250 | 0.02365 | J | mg/L | | 95 | 50 - 150 | | |

Lab Sample ID: 570-258604-D-1-B MS
Matrix: Water
Analysis Batch: 666014

Client Sample ID: Matrix Spike
Prep Type: Total/NA
Prep Batch: 665955

| Analyte | Sample Result | Sample Qualifier | Spike Added | MS Result | MS Qualifier | Unit | D | %Rec | %Rec Limits | RPD | RPD Limit |
|----------------|---------------|------------------|-------------|-----------|--------------|------|---|------|-------------|-----|-----------|
| Cyanide, Total | ND | | 0.100 | 0.09227 | | mg/L | | 92 | 74 - 115 | | |

Lab Sample ID: 570-258604-D-1-C MSD
Matrix: Water
Analysis Batch: 666014

Client Sample ID: Matrix Spike Duplicate
Prep Type: Total/NA
Prep Batch: 665955

| Analyte | Sample Result | Sample Qualifier | Spike Added | MSD Result | MSD Qualifier | Unit | D | %Rec | %Rec Limits | RPD | RPD Limit |
|----------------|---------------|------------------|-------------|------------|---------------|------|---|------|-------------|-----|-----------|
| Cyanide, Total | ND | | 0.100 | 0.09728 | | mg/L | | 97 | 74 - 115 | 5 | 20 |

Marginal Exceedance (ME) Summary

Client: Stantec Consulting Services Inc
 Project/Site: ExxonMobil Gladiola Station / 238000257

Job ID: 570-258602-1

Method: 8260B - Volatile Organic Compounds (GC/MS)

Lab Sample ID: LCS 570-666193/1003

Client Sample ID: Lab Control Sample

Matrix: Water

Prep Type: Total/NA

| Analyte | Spike | LCS | LCS | Unit | %Rec | %Rec. Limits | ME %Rec. Limits | Marginal Exceedance Status |
|-----------------------------|-------|--------|-----------|------|------|--------------|-----------------|----------------------------|
| | Added | Result | Qualifier | | | | | |
| Benzene | 10.0 | 9.649 | | ug/L | 96 | 80 - 120 | 73 - 127 | |
| Toluene | 10.0 | 10.04 | | ug/L | 100 | 80 - 120 | 73 - 127 | |
| Ethylbenzene | 10.0 | 10.70 | | ug/L | 107 | 80 - 126 | 72 - 134 | |
| o-Xylene | 10.0 | 10.41 | | ug/L | 104 | 80 - 124 | 73 - 131 | |
| m,p-Xylene | 20.0 | 22.39 | | ug/L | 112 | 80 - 123 | 73 - 130 | |
| Methyl-t-Butyl Ether (MTBE) | 10.0 | 8.534 | | ug/L | 85 | 69 - 128 | 59 - 138 | |
| 1,1-Dichloroethene | 10.0 | 9.765 | | ug/L | 98 | 80 - 126 | 72 - 134 | |
| 1,2-Dichlorobenzene | 10.0 | 9.982 | | ug/L | 100 | 80 - 120 | 73 - 127 | |
| 1,2-Dichloroethane | 10.0 | 9.607 | | ug/L | 96 | 76 - 130 | 67 - 139 | |
| Carbon tetrachloride | 10.0 | 11.09 | | ug/L | 111 | 61 - 139 | 48 - 152 | |
| Chlorobenzene | 10.0 | 10.10 | | ug/L | 101 | 80 - 120 | 73 - 127 | |
| 1,2-Dibromoethane | 10.0 | 9.425 | | ug/L | 94 | 80 - 125 | 73 - 133 | |
| Hexachloro-1,3-butadiene | 10.0 | 12.74 | *+ me | ug/L | 127 | 80 - 123 | 73 - 130 | ME |
| Trichloroethene | 10.0 | 10.01 | | ug/L | 100 | 77 - 124 | 69 - 132 | |
| Vinyl chloride | 10.0 | 10.53 | | ug/L | 105 | 50 - 160 | 32 - 178 | |

Summary

| Number of Analytes Reported | Number of Marginal Exceedances Allowed | Number of Marginal Exceedances Found |
|-----------------------------|--|--------------------------------------|
| 15 | 1 | 1 |

ME = Marginal Exceedance

Lab Sample ID: LCSD 570-666193/4

Client Sample ID: Lab Control Sample Dup

Matrix: Water

Prep Type: Total/NA

| Analyte | Spike | LCSD | LCSD | Unit | %Rec | %Rec. Limits | ME %Rec. Limits | Marginal Exceedance Status |
|-----------------------------|-------|--------|-----------|------|------|--------------|-----------------|----------------------------|
| | Added | Result | Qualifier | | | | | |
| Benzene | 10.0 | 9.605 | | ug/L | 96 | 80 - 120 | 73 - 127 | |
| Toluene | 10.0 | 10.35 | | ug/L | 104 | 80 - 120 | 73 - 127 | |
| Ethylbenzene | 10.0 | 10.64 | | ug/L | 106 | 80 - 126 | 72 - 134 | |
| o-Xylene | 10.0 | 10.59 | | ug/L | 106 | 80 - 124 | 73 - 131 | |
| m,p-Xylene | 20.0 | 22.08 | | ug/L | 110 | 80 - 123 | 73 - 130 | |
| Methyl-t-Butyl Ether (MTBE) | 10.0 | 8.380 | | ug/L | 84 | 69 - 128 | 59 - 138 | |
| 1,1-Dichloroethene | 10.0 | 9.889 | | ug/L | 99 | 80 - 126 | 72 - 134 | |
| 1,2-Dichlorobenzene | 10.0 | 10.04 | | ug/L | 100 | 80 - 120 | 73 - 127 | |
| 1,2-Dichloroethane | 10.0 | 9.679 | | ug/L | 97 | 76 - 130 | 67 - 139 | |
| Carbon tetrachloride | 10.0 | 10.99 | | ug/L | 110 | 61 - 139 | 48 - 152 | |
| Chlorobenzene | 10.0 | 10.13 | | ug/L | 101 | 80 - 120 | 73 - 127 | |
| 1,2-Dibromoethane | 10.0 | 9.375 | | ug/L | 94 | 80 - 125 | 73 - 133 | |
| Hexachloro-1,3-butadiene | 10.0 | 12.79 | *+ me | ug/L | 128 | 80 - 123 | 73 - 130 | ME |
| Trichloroethene | 10.0 | 9.871 | | ug/L | 99 | 77 - 124 | 69 - 132 | |
| Vinyl chloride | 10.0 | 10.24 | | ug/L | 102 | 50 - 160 | 32 - 178 | |

Summary

| Number of Analytes Reported | Number of Marginal Exceedances Allowed | Number of Marginal Exceedances Found |
|-----------------------------|--|--------------------------------------|
| 15 | 1 | 1 |

ME = Marginal Exceedance

Marginal Exceedance (ME) Summary

Client: Stantec Consulting Services Inc
 Project/Site: ExxonMobil Gladiola Station / 238000257

Job ID: 570-258602-1

Method: 8270E - Semivolatile Organic Compounds (GC-MS/MS)

Lab Sample ID: LCSD 570-667807/3-A

Client Sample ID: Lab Control Sample Dup

Matrix: Water

Prep Type: Total/NA

| Analyte | Spike | LCSD | LCSD | Unit | %Rec | %Rec. | ME %Rec. | Marginal Exceedance Status |
|------------------------|-------|--------|-----------|------|------|----------|----------|-------------------------------|
| | Added | Result | Qualifier | | | Limits | Limits | |
| 1-Methylnaphthalene | 11.4 | 12.36 | | ug/L | 108 | 51 - 120 | 42 - 129 | |
| 2-Methylnaphthalene | 11.4 | 12.72 | | ug/L | 111 | 56 - 120 | 48 - 128 | |
| Acenaphthene | 11.4 | 11.70 | | ug/L | 102 | 52 - 120 | 44 - 128 | |
| Acenaphthylene | 11.4 | 13.81 | *+ me | ug/L | 121 | 58 - 120 | 49 - 129 | ME |
| Anthracene | 11.4 | 12.04 | | ug/L | 105 | 50 - 120 | 40 - 130 | |
| Benzo[g,h,i]perylene | 11.4 | 9.331 | | ug/L | 82 | 16 - 120 | 5 - 131 | |
| Benzo[k]fluoranthene | 11.4 | 8.808 | | ug/L | 77 | 17 - 120 | 6 - 131 | |
| Benzo[a]anthracene | 11.4 | 9.304 | | ug/L | 81 | 23 - 120 | 12 - 131 | |
| Benzo[a]pyrene | 11.4 | 8.792 | | ug/L | 77 | 14 - 120 | 2 - 132 | |
| Benzo[b]fluoranthene | 11.4 | 9.481 | | ug/L | 83 | 16 - 120 | 4 - 132 | |
| Chrysene | 11.4 | 9.003 | | ug/L | 79 | 24 - 120 | 14 - 130 | |
| Dibenz(a,h)anthracene | 11.4 | 10.47 | | ug/L | 92 | 16 - 120 | 5 - 131 | |
| Fluoranthene | 11.4 | 11.03 | | ug/L | 97 | 48 - 120 | 38 - 130 | |
| Fluorene | 11.4 | 12.66 | | ug/L | 111 | 53 - 120 | 44 - 129 | |
| Indeno[1,2,3-cd]pyrene | 11.4 | 10.13 | | ug/L | 89 | 16 - 120 | 4 - 132 | |
| Naphthalene | 11.4 | 12.43 | | ug/L | 109 | 48 - 120 | 38 - 130 | |
| Phenanthrene | 11.4 | 12.62 | | ug/L | 110 | 49 - 120 | 39 - 130 | |
| Pyrene | 11.4 | 8.652 | | ug/L | 76 | 39 - 120 | 30 - 129 | |

Summary

| Number of Analytes Reported | Number of Marginal Exceedances Allowed | Number of Marginal Exceedances Found |
|-----------------------------|--|--------------------------------------|
| 18 | 1 | 1 |

ME = Marginal Exceedance

- 1
- 2
- 3
- 4
- 5
- 6
- 7
- 8
- 9
- 10
- 11
- 12
- 13
- 14
- 15

QC Association Summary

Client: Stantec Consulting Services Inc
 Project/Site: ExxonMobil Gladiola Station / 238000257

Job ID: 570-258602-1

GC/MS VOA

Analysis Batch: 666193

| Lab Sample ID | Client Sample ID | Prep Type | Matrix | Method | Prep Batch |
|---------------------|------------------------|-----------|--------|--------|------------|
| 570-258602-1 | MW-32 | Total/NA | Water | 8260B | |
| 570-258602-2 | MW-33 | Total/NA | Water | 8260B | |
| 570-258602-3 | MW-34 | Total/NA | Water | 8260B | |
| 570-258602-4 | Trip Blank | Total/NA | Water | 8260B | |
| 570-258602-5 | MW-35 | Total/NA | Water | 8260B | |
| 570-258602-6 | MW-36 | Total/NA | Water | 8260B | |
| 570-258602-7 | MW-37 | Total/NA | Water | 8260B | |
| 570-258602-8 | MW-38 | Total/NA | Water | 8260B | |
| 570-258602-9 | MW-39 | Total/NA | Water | 8260B | |
| MB 570-666193/6 | Method Blank | Total/NA | Water | 8260B | |
| LCS 570-666193/1003 | Lab Control Sample | Total/NA | Water | 8260B | |
| LCS 570-666193/4 | Lab Control Sample Dup | Total/NA | Water | 8260B | |

GC/MS Semi VOA

Prep Batch: 667807

| Lab Sample ID | Client Sample ID | Prep Type | Matrix | Method | Prep Batch |
|--------------------|------------------------|-----------|--------|--------|------------|
| 570-258602-1 | MW-32 | Total/NA | Water | 3511 | |
| 570-258602-2 | MW-33 | Total/NA | Water | 3511 | |
| 570-258602-3 | MW-34 | Total/NA | Water | 3511 | |
| 570-258602-5 | MW-35 | Total/NA | Water | 3511 | |
| 570-258602-6 | MW-36 | Total/NA | Water | 3511 | |
| 570-258602-7 | MW-37 | Total/NA | Water | 3511 | |
| 570-258602-8 | MW-38 | Total/NA | Water | 3511 | |
| 570-258602-9 | MW-39 | Total/NA | Water | 3511 | |
| MB 570-667807/1-A | Method Blank | Total/NA | Water | 3511 | |
| LCS 570-667807/2-A | Lab Control Sample | Total/NA | Water | 3511 | |
| LCS 570-667807/3-A | Lab Control Sample Dup | Total/NA | Water | 3511 | |

Analysis Batch: 667850

| Lab Sample ID | Client Sample ID | Prep Type | Matrix | Method | Prep Batch |
|--------------------|------------------------|-----------|--------|--------|------------|
| MB 570-667807/1-A | Method Blank | Total/NA | Water | 8270E | 667807 |
| LCS 570-667807/2-A | Lab Control Sample | Total/NA | Water | 8270E | 667807 |
| LCS 570-667807/3-A | Lab Control Sample Dup | Total/NA | Water | 8270E | 667807 |

Analysis Batch: 668534

| Lab Sample ID | Client Sample ID | Prep Type | Matrix | Method | Prep Batch |
|---------------|------------------|-----------|--------|--------|------------|
| 570-258602-1 | MW-32 | Total/NA | Water | 8270E | 667807 |
| 570-258602-2 | MW-33 | Total/NA | Water | 8270E | 667807 |
| 570-258602-3 | MW-34 | Total/NA | Water | 8270E | 667807 |
| 570-258602-5 | MW-35 | Total/NA | Water | 8270E | 667807 |
| 570-258602-6 | MW-36 | Total/NA | Water | 8270E | 667807 |
| 570-258602-7 | MW-37 | Total/NA | Water | 8270E | 667807 |

Analysis Batch: 668622

| Lab Sample ID | Client Sample ID | Prep Type | Matrix | Method | Prep Batch |
|---------------|------------------|-----------|--------|--------|------------|
| 570-258602-8 | MW-38 | Total/NA | Water | 8270E | 667807 |
| 570-258602-9 | MW-39 | Total/NA | Water | 8270E | 667807 |

Eurofins Calscience

QC Association Summary

Client: Stantec Consulting Services Inc
 Project/Site: ExxonMobil Gladiola Station / 238000257

Job ID: 570-258602-1

HPLC/IC

Analysis Batch: 669469

| Lab Sample ID | Client Sample ID | Prep Type | Matrix | Method | Prep Batch |
|-------------------------|------------------------|-----------|--------|--------|------------|
| 570-258602-1 | MW-32 | Total/NA | Water | 300.0 | |
| 570-258602-2 | MW-33 | Total/NA | Water | 300.0 | |
| 570-258602-2 - DL | MW-33 | Total/NA | Water | 300.0 | |
| 570-258602-3 | MW-34 | Total/NA | Water | 300.0 | |
| 570-258602-3 - DL | MW-34 | Total/NA | Water | 300.0 | |
| 570-258602-5 | MW-35 | Total/NA | Water | 300.0 | |
| 570-258602-5 - DL | MW-35 | Total/NA | Water | 300.0 | |
| 570-258602-6 | MW-36 | Total/NA | Water | 300.0 | |
| 570-258602-6 - DL | MW-36 | Total/NA | Water | 300.0 | |
| 570-258602-7 | MW-37 | Total/NA | Water | 300.0 | |
| 570-258602-7 - DL | MW-37 | Total/NA | Water | 300.0 | |
| 570-258602-8 | MW-38 | Total/NA | Water | 300.0 | |
| 570-258602-8 - DL | MW-38 | Total/NA | Water | 300.0 | |
| 570-258602-9 | MW-39 | Total/NA | Water | 300.0 | |
| 570-258602-9 - DL | MW-39 | Total/NA | Water | 300.0 | |
| MB 570-669469/5 | Method Blank | Total/NA | Water | 300.0 | |
| LCS 570-669469/6 | Lab Control Sample | Total/NA | Water | 300.0 | |
| LCS 570-669469/7 | Lab Control Sample Dup | Total/NA | Water | 300.0 | |
| 570-259729-A-1 MS | Matrix Spike | Total/NA | Water | 300.0 | |
| 570-259729-A-1 MS - DL | Matrix Spike | Total/NA | Water | 300.0 | |
| 570-259729-A-1 MSD | Matrix Spike Duplicate | Total/NA | Water | 300.0 | |
| 570-259729-A-1 MSD - DL | Matrix Spike Duplicate | Total/NA | Water | 300.0 | |

Metals

Prep Batch: 667089

| Lab Sample ID | Client Sample ID | Prep Type | Matrix | Method | Prep Batch |
|--------------------|------------------------|-----------|--------|--------|------------|
| 570-258602-1 | MW-32 | Total/NA | Water | 245.1 | |
| 570-258602-2 | MW-33 | Total/NA | Water | 245.1 | |
| 570-258602-3 | MW-34 | Total/NA | Water | 245.1 | |
| 570-258602-5 | MW-35 | Total/NA | Water | 245.1 | |
| 570-258602-6 | MW-36 | Total/NA | Water | 245.1 | |
| 570-258602-7 | MW-37 | Total/NA | Water | 245.1 | |
| 570-258602-8 | MW-38 | Total/NA | Water | 245.1 | |
| 570-258602-9 | MW-39 | Total/NA | Water | 245.1 | |
| MB 570-667089/1-A | Method Blank | Total/NA | Water | 245.1 | |
| LCS 570-667089/2-A | Lab Control Sample | Total/NA | Water | 245.1 | |
| LCS 570-667089/3-A | Lab Control Sample Dup | Total/NA | Water | 245.1 | |
| 570-258602-1 MS | MW-32 | Total/NA | Water | 245.1 | |
| 570-258602-1 MSD | MW-32 | Total/NA | Water | 245.1 | |

Analysis Batch: 667871

| Lab Sample ID | Client Sample ID | Prep Type | Matrix | Method | Prep Batch |
|---------------|------------------|-----------|--------|--------|------------|
| 570-258602-1 | MW-32 | Total/NA | Water | 245.1 | 667089 |
| 570-258602-2 | MW-33 | Total/NA | Water | 245.1 | 667089 |
| 570-258602-3 | MW-34 | Total/NA | Water | 245.1 | 667089 |
| 570-258602-5 | MW-35 | Total/NA | Water | 245.1 | 667089 |
| 570-258602-6 | MW-36 | Total/NA | Water | 245.1 | 667089 |
| 570-258602-7 | MW-37 | Total/NA | Water | 245.1 | 667089 |
| 570-258602-8 | MW-38 | Total/NA | Water | 245.1 | 667089 |
| 570-258602-9 | MW-39 | Total/NA | Water | 245.1 | 667089 |

Eurofins Calscience

QC Association Summary

Client: Stantec Consulting Services Inc
 Project/Site: ExxonMobil Gladiola Station / 238000257

Job ID: 570-258602-1

Metals (Continued)

Analysis Batch: 667871 (Continued)

| Lab Sample ID | Client Sample ID | Prep Type | Matrix | Method | Prep Batch |
|---------------------|------------------------|-----------|--------|--------|------------|
| MB 570-667089/1-A | Method Blank | Total/NA | Water | 245.1 | 667089 |
| LCS 570-667089/2-A | Lab Control Sample | Total/NA | Water | 245.1 | 667089 |
| LCSD 570-667089/3-A | Lab Control Sample Dup | Total/NA | Water | 245.1 | 667089 |
| 570-258602-1 MS | MW-32 | Total/NA | Water | 245.1 | 667089 |
| 570-258602-1 MSD | MW-32 | Total/NA | Water | 245.1 | 667089 |

Prep Batch: 672010

| Lab Sample ID | Client Sample ID | Prep Type | Matrix | Method | Prep Batch |
|----------------------|------------------------|-------------------|--------|--------|------------|
| 570-258602-1 | MW-32 | Total Recoverable | Water | 200.8 | |
| 570-258602-2 | MW-33 | Total Recoverable | Water | 200.8 | |
| 570-258602-3 | MW-34 | Total Recoverable | Water | 200.8 | |
| 570-258602-5 | MW-35 | Total Recoverable | Water | 200.8 | |
| 570-258602-6 | MW-36 | Total Recoverable | Water | 200.8 | |
| 570-258602-7 | MW-37 | Total Recoverable | Water | 200.8 | |
| 570-258602-8 | MW-38 | Total Recoverable | Water | 200.8 | |
| 570-258602-9 | MW-39 | Total Recoverable | Water | 200.8 | |
| MB 570-672010/1-A | Method Blank | Total Recoverable | Water | 200.8 | |
| LCS 570-672010/2-A | Lab Control Sample | Total Recoverable | Water | 200.8 | |
| LCSD 570-672010/3-A | Lab Control Sample Dup | Total Recoverable | Water | 200.8 | |
| 570-258627-A-1-B MS | Matrix Spike | Total Recoverable | Water | 200.8 | |
| 570-258627-A-1-C MSD | Matrix Spike Duplicate | Total Recoverable | Water | 200.8 | |

Prep Batch: 672089

| Lab Sample ID | Client Sample ID | Prep Type | Matrix | Method | Prep Batch |
|----------------------|------------------------|-------------------|--------|--------|------------|
| 570-258602-1 | MW-32 | Total Recoverable | Water | 3005A | |
| 570-258602-2 | MW-33 | Total Recoverable | Water | 3005A | |
| 570-258602-5 | MW-35 | Total Recoverable | Water | 3005A | |
| 570-258602-8 | MW-38 | Total Recoverable | Water | 3005A | |
| MB 570-672089/1-A | Method Blank | Total Recoverable | Water | 3005A | |
| LCS 570-672089/2-A | Lab Control Sample | Total Recoverable | Water | 3005A | |
| LCSD 570-672089/3-A | Lab Control Sample Dup | Total Recoverable | Water | 3005A | |
| 570-258542-F-1-B MS | Matrix Spike | Total Recoverable | Water | 3005A | |
| 570-258542-F-1-C MSD | Matrix Spike Duplicate | Total Recoverable | Water | 3005A | |

Prep Batch: 672100

| Lab Sample ID | Client Sample ID | Prep Type | Matrix | Method | Prep Batch |
|----------------------|------------------------|-------------------|--------|--------|------------|
| 570-258602-3 | MW-34 | Total Recoverable | Water | 3005A | |
| 570-258602-6 | MW-36 | Total Recoverable | Water | 3005A | |
| 570-258602-7 | MW-37 | Total Recoverable | Water | 3005A | |
| 570-258602-9 | MW-39 | Total Recoverable | Water | 3005A | |
| MB 570-672100/1-A | Method Blank | Total Recoverable | Water | 3005A | |
| LCS 570-672100/2-A | Lab Control Sample | Total Recoverable | Water | 3005A | |
| LCSD 570-672100/3-A | Lab Control Sample Dup | Total Recoverable | Water | 3005A | |
| 570-258811-F-3-C MS | Matrix Spike | Total Recoverable | Water | 3005A | |
| 570-258811-F-3-D MSD | Matrix Spike Duplicate | Total Recoverable | Water | 3005A | |

Analysis Batch: 672448

| Lab Sample ID | Client Sample ID | Prep Type | Matrix | Method | Prep Batch |
|---------------|------------------|-------------------|--------|--------|------------|
| 570-258602-1 | MW-32 | Total Recoverable | Water | 200.8 | 672010 |
| 570-258602-2 | MW-33 | Total Recoverable | Water | 200.8 | 672010 |
| 570-258602-3 | MW-34 | Total Recoverable | Water | 200.8 | 672010 |

Eurofins Calscience

QC Association Summary

Client: Stantec Consulting Services Inc
 Project/Site: ExxonMobil Gladiola Station / 238000257

Job ID: 570-258602-1

Metals (Continued)

Analysis Batch: 672448 (Continued)

| Lab Sample ID | Client Sample ID | Prep Type | Matrix | Method | Prep Batch |
|----------------------|------------------------|-------------------|--------|--------|------------|
| 570-258602-5 | MW-35 | Total Recoverable | Water | 200.8 | 672010 |
| 570-258602-6 | MW-36 | Total Recoverable | Water | 200.8 | 672010 |
| 570-258602-7 | MW-37 | Total Recoverable | Water | 200.8 | 672010 |
| 570-258602-8 | MW-38 | Total Recoverable | Water | 200.8 | 672010 |
| 570-258602-9 | MW-39 | Total Recoverable | Water | 200.8 | 672010 |
| 570-258627-A-1-B MS | Matrix Spike | Total Recoverable | Water | 200.8 | 672010 |
| 570-258627-A-1-C MSD | Matrix Spike Duplicate | Total Recoverable | Water | 200.8 | 672010 |

Analysis Batch: 672452

| Lab Sample ID | Client Sample ID | Prep Type | Matrix | Method | Prep Batch |
|---------------------|------------------------|-------------------|--------|--------|------------|
| MB 570-672010/1-A | Method Blank | Total Recoverable | Water | 200.8 | 672010 |
| LCS 570-672010/2-A | Lab Control Sample | Total Recoverable | Water | 200.8 | 672010 |
| LCSD 570-672010/3-A | Lab Control Sample Dup | Total Recoverable | Water | 200.8 | 672010 |

Analysis Batch: 672516

| Lab Sample ID | Client Sample ID | Prep Type | Matrix | Method | Prep Batch |
|----------------------|------------------------|-------------------|--------|--------|------------|
| 570-258602-3 | MW-34 | Total Recoverable | Water | 6010B | 672100 |
| 570-258602-6 | MW-36 | Total Recoverable | Water | 6010B | 672100 |
| 570-258602-7 | MW-37 | Total Recoverable | Water | 6010B | 672100 |
| 570-258602-9 | MW-39 | Total Recoverable | Water | 6010B | 672100 |
| MB 570-672089/1-A | Method Blank | Total Recoverable | Water | 6010B | 672089 |
| MB 570-672100/1-A | Method Blank | Total Recoverable | Water | 6010B | 672100 |
| LCS 570-672089/2-A | Lab Control Sample | Total Recoverable | Water | 6010B | 672089 |
| LCS 570-672100/2-A | Lab Control Sample | Total Recoverable | Water | 6010B | 672100 |
| LCSD 570-672089/3-A | Lab Control Sample Dup | Total Recoverable | Water | 6010B | 672089 |
| LCSD 570-672100/3-A | Lab Control Sample Dup | Total Recoverable | Water | 6010B | 672100 |
| 570-258542-F-1-B MS | Matrix Spike | Total Recoverable | Water | 6010B | 672089 |
| 570-258542-F-1-C MSD | Matrix Spike Duplicate | Total Recoverable | Water | 6010B | 672089 |
| 570-258811-F-3-C MS | Matrix Spike | Total Recoverable | Water | 6010B | 672100 |
| 570-258811-F-3-D MSD | Matrix Spike Duplicate | Total Recoverable | Water | 6010B | 672100 |

Analysis Batch: 672863

| Lab Sample ID | Client Sample ID | Prep Type | Matrix | Method | Prep Batch |
|---------------|------------------|-------------------|--------|--------|------------|
| 570-258602-1 | MW-32 | Total Recoverable | Water | 6010B | 672089 |
| 570-258602-2 | MW-33 | Total Recoverable | Water | 6010B | 672089 |
| 570-258602-5 | MW-35 | Total Recoverable | Water | 6010B | 672089 |
| 570-258602-8 | MW-38 | Total Recoverable | Water | 6010B | 672089 |

General Chemistry

Prep Batch: 665955

| Lab Sample ID | Client Sample ID | Prep Type | Matrix | Method | Prep Batch |
|-------------------|------------------|-----------|--------|--------------|------------|
| 570-258602-1 | MW-32 | Total/NA | Water | SM 4500 CN C | |
| 570-258602-2 | MW-33 | Total/NA | Water | SM 4500 CN C | |
| 570-258602-3 | MW-34 | Total/NA | Water | SM 4500 CN C | |
| 570-258602-5 | MW-35 | Total/NA | Water | SM 4500 CN C | |
| 570-258602-6 | MW-36 | Total/NA | Water | SM 4500 CN C | |
| 570-258602-7 | MW-37 | Total/NA | Water | SM 4500 CN C | |
| 570-258602-8 | MW-38 | Total/NA | Water | SM 4500 CN C | |
| 570-258602-9 | MW-39 | Total/NA | Water | SM 4500 CN C | |
| MB 570-665955/2-A | Method Blank | Total/NA | Water | SM 4500 CN C | |

Eurofins Calscience

QC Association Summary

Client: Stantec Consulting Services Inc
 Project/Site: ExxonMobil Gladiola Station / 238000257

Job ID: 570-258602-1

General Chemistry (Continued)

Prep Batch: 665955 (Continued)

| Lab Sample ID | Client Sample ID | Prep Type | Matrix | Method | Prep Batch |
|----------------------|------------------------|-----------|--------|--------------|------------|
| LCS 570-665955/3-A | Lab Control Sample | Total/NA | Water | SM 4500 CN C | |
| LCSD 570-665955/4-A | Lab Control Sample Dup | Total/NA | Water | SM 4500 CN C | |
| MRL 570-665955/1-A | Lab Control Sample | Total/NA | Water | SM 4500 CN C | |
| 570-258604-D-1-B MS | Matrix Spike | Total/NA | Water | SM 4500 CN C | |
| 570-258604-D-1-C MSD | Matrix Spike Duplicate | Total/NA | Water | SM 4500 CN C | |

Analysis Batch: 666014

| Lab Sample ID | Client Sample ID | Prep Type | Matrix | Method | Prep Batch |
|----------------------|------------------------|-----------|--------|--------------|------------|
| 570-258602-1 | MW-32 | Total/NA | Water | SM 4500 CN E | 665955 |
| 570-258602-2 | MW-33 | Total/NA | Water | SM 4500 CN E | 665955 |
| 570-258602-3 | MW-34 | Total/NA | Water | SM 4500 CN E | 665955 |
| 570-258602-5 | MW-35 | Total/NA | Water | SM 4500 CN E | 665955 |
| 570-258602-6 | MW-36 | Total/NA | Water | SM 4500 CN E | 665955 |
| 570-258602-7 | MW-37 | Total/NA | Water | SM 4500 CN E | 665955 |
| 570-258602-8 | MW-38 | Total/NA | Water | SM 4500 CN E | 665955 |
| 570-258602-9 | MW-39 | Total/NA | Water | SM 4500 CN E | 665955 |
| MB 570-665955/2-A | Method Blank | Total/NA | Water | SM 4500 CN E | 665955 |
| LCS 570-665955/3-A | Lab Control Sample | Total/NA | Water | SM 4500 CN E | 665955 |
| LCSD 570-665955/4-A | Lab Control Sample Dup | Total/NA | Water | SM 4500 CN E | 665955 |
| MRL 570-665955/1-A | Lab Control Sample | Total/NA | Water | SM 4500 CN E | 665955 |
| 570-258604-D-1-B MS | Matrix Spike | Total/NA | Water | SM 4500 CN E | 665955 |
| 570-258604-D-1-C MSD | Matrix Spike Duplicate | Total/NA | Water | SM 4500 CN E | 665955 |

Analysis Batch: 667346

| Lab Sample ID | Client Sample ID | Prep Type | Matrix | Method | Prep Batch |
|-------------------|------------------------|-----------|--------|----------|------------|
| 570-258602-1 | MW-32 | Total/NA | Water | SM 2540C | |
| 570-258602-2 | MW-33 | Total/NA | Water | SM 2540C | |
| 570-258602-3 | MW-34 | Total/NA | Water | SM 2540C | |
| 570-258602-5 | MW-35 | Total/NA | Water | SM 2540C | |
| 570-258602-6 | MW-36 | Total/NA | Water | SM 2540C | |
| 570-258602-7 | MW-37 | Total/NA | Water | SM 2540C | |
| 570-258602-8 | MW-38 | Total/NA | Water | SM 2540C | |
| 570-258602-9 | MW-39 | Total/NA | Water | SM 2540C | |
| MB 570-667346/1 | Method Blank | Total/NA | Water | SM 2540C | |
| LCS 570-667346/2 | Lab Control Sample | Total/NA | Water | SM 2540C | |
| LCSD 570-667346/3 | Lab Control Sample Dup | Total/NA | Water | SM 2540C | |
| 280-218078-A-1 DU | Duplicate | Total/NA | Water | SM 2540C | |
| 570-258192-C-1 DU | Duplicate | Total/NA | Water | SM 2540C | |

Eurofins Calscience

Lab Chronicle

Client: Stantec Consulting Services Inc
 Project/Site: ExxonMobil Gladiola Station / 238000257

Job ID: 570-258602-1

Client Sample ID: MW-32

Lab Sample ID: 570-258602-1

Date Collected: 12/03/25 13:30

Matrix: Water

Date Received: 12/05/25 10:50

| Prep Type | Batch Type | Batch Method | Run | Dil Factor | Initial Amount | Final Amount | Batch Number | Prepared or Analyzed | Analyst | Lab |
|------------------------|------------|--------------|-----|------------|----------------|--------------|--------------|----------------------|---------|-----------|
| Total/NA | Analysis | 8260B | | 1 | 20 mL | 20 mL | 666193 | 12/07/25 19:49 | GC3Z | EET CAL 4 |
| Instrument ID: GCMSPPP | | | | | | | | | | |
| Total/NA | Prep | 3511 | | | 34.8 mL | 2 mL | 667807 | 12/10/25 10:40 | UGM4 | EET CAL 4 |
| Total/NA | Analysis | 8270E | | 1 | | | 668534 | 12/11/25 21:28 | CG | EET CAL 4 |
| Instrument ID: GCTQ5 | | | | | | | | | | |
| Total/NA | Analysis | 300.0 | | 1 | 4 mL | 4 mL | 669469 | 12/13/25 08:17 | UIP1 | EET CAL 4 |
| Instrument ID: IC28 | | | | | | | | | | |
| Total Recoverable | Prep | 200.8 | | | 50 mL | 50 mL | 672010 | 12/18/25 06:18 | PNB2 | EET CAL 4 |
| Total Recoverable | Analysis | 200.8 | | 1 | | | 672448 | 12/18/25 16:14 | C0YH | EET CAL 4 |
| Instrument ID: ICPMS11 | | | | | | | | | | |
| Total/NA | Prep | 245.1 | | | 25 mL | 50 mL | 667089 | 12/09/25 09:31 | VCN7 | EET CAL 4 |
| Total/NA | Analysis | 245.1 | | 1 | | | 667871 | 12/10/25 10:29 | JP8N | EET CAL 4 |
| Instrument ID: HG9 | | | | | | | | | | |
| Total Recoverable | Prep | 3005A | | | 50 mL | 50 mL | 672089 | 12/18/25 08:07 | PNB2 | EET CAL 4 |
| Total Recoverable | Analysis | 6010B | | 1 | | | 672863 | 12/19/25 11:09 | Y2WS | EET CAL 4 |
| Instrument ID: ICP12 | | | | | | | | | | |
| Total/NA | Analysis | SM 2540C | | 1 | 100 mL | 100 mL | 667346 | 12/09/25 15:31 | ZL7L | EET CAL 4 |
| Instrument ID: NOEQUIP | | | | | | | | | | |
| Total/NA | Prep | SM 4500 CN C | | | 50 mL | 50 mL | 665955 | 12/06/25 10:40 | ZVB7 | EET CAL 4 |
| Total/NA | Analysis | SM 4500 CN E | | 1 | 0.250 mL | 0.250 mL | 666014 | 12/06/25 12:35 | ZVB7 | EET CAL 4 |
| Instrument ID: UVD-01 | | | | | | | | | | |

Client Sample ID: MW-33

Lab Sample ID: 570-258602-2

Date Collected: 12/03/25 11:00

Matrix: Water

Date Received: 12/05/25 10:50

| Prep Type | Batch Type | Batch Method | Run | Dil Factor | Initial Amount | Final Amount | Batch Number | Prepared or Analyzed | Analyst | Lab |
|------------------------|------------|--------------|-----|------------|----------------|--------------|--------------|----------------------|---------|-----------|
| Total/NA | Analysis | 8260B | | 1 | 20 mL | 20 mL | 666193 | 12/07/25 20:15 | GC3Z | EET CAL 4 |
| Instrument ID: GCMSPPP | | | | | | | | | | |
| Total/NA | Prep | 3511 | | | 35.3 mL | 2 mL | 667807 | 12/10/25 10:40 | UGM4 | EET CAL 4 |
| Total/NA | Analysis | 8270E | | 1 | | | 668534 | 12/11/25 21:52 | CG | EET CAL 4 |
| Instrument ID: GCTQ5 | | | | | | | | | | |
| Total/NA | Analysis | 300.0 | | 1 | 4 mL | 4 mL | 669469 | 12/13/25 08:32 | UIP1 | EET CAL 4 |
| Instrument ID: IC28 | | | | | | | | | | |
| Total/NA | Analysis | 300.0 | DL | 10 | 4 mL | 4 mL | 669469 | 12/13/25 12:45 | UIP1 | EET CAL 4 |
| Instrument ID: IC28 | | | | | | | | | | |
| Total Recoverable | Prep | 200.8 | | | 50 mL | 50 mL | 672010 | 12/18/25 06:18 | PNB2 | EET CAL 4 |
| Total Recoverable | Analysis | 200.8 | | 1 | | | 672448 | 12/18/25 16:17 | C0YH | EET CAL 4 |
| Instrument ID: ICPMS11 | | | | | | | | | | |
| Total/NA | Prep | 245.1 | | | 25 mL | 50 mL | 667089 | 12/09/25 09:31 | VCN7 | EET CAL 4 |
| Total/NA | Analysis | 245.1 | | 1 | | | 667871 | 12/10/25 10:40 | JP8N | EET CAL 4 |
| Instrument ID: HG9 | | | | | | | | | | |
| Total Recoverable | Prep | 3005A | | | 50 mL | 50 mL | 672089 | 12/18/25 08:07 | PNB2 | EET CAL 4 |
| Total Recoverable | Analysis | 6010B | | 1 | | | 672863 | 12/19/25 11:10 | Y2WS | EET CAL 4 |
| Instrument ID: ICP12 | | | | | | | | | | |

Eurofins Calscience

Lab Chronicle

Client: Stantec Consulting Services Inc
 Project/Site: ExxonMobil Gladiola Station / 238000257

Job ID: 570-258602-1

Client Sample ID: MW-33

Lab Sample ID: 570-258602-2

Date Collected: 12/03/25 11:00

Matrix: Water

Date Received: 12/05/25 10:50

| Prep Type | Batch Type | Batch Method | Run | Dil Factor | Initial Amount | Final Amount | Batch Number | Prepared or Analyzed | Analyst | Lab |
|-----------------------|------------|--------------|-----|------------|----------------|--------------|--------------|----------------------|---------|-----------|
| Total/NA | Analysis | SM 2540C | | 1 | 100 mL | 100 mL | 667346 | 12/09/25 15:31 | ZL7L | EET CAL 4 |
| Total/NA | Prep | SM 4500 CN C | | | 50 mL | 50 mL | 665955 | 12/06/25 10:40 | ZVB7 | EET CAL 4 |
| Total/NA | Analysis | SM 4500 CN E | | 1 | 0.250 mL | 0.250 mL | 666014 | 12/06/25 12:35 | ZVB7 | EET CAL 4 |
| Instrument ID: UVD-01 | | | | | | | | | | |

Client Sample ID: MW-34

Lab Sample ID: 570-258602-3

Date Collected: 12/03/25 10:15

Matrix: Water

Date Received: 12/05/25 10:50

| Prep Type | Batch Type | Batch Method | Run | Dil Factor | Initial Amount | Final Amount | Batch Number | Prepared or Analyzed | Analyst | Lab |
|------------------------|------------|--------------|-----|------------|----------------|--------------|--------------|----------------------|---------|-----------|
| Total/NA | Analysis | 8260B | | 1 | 20 mL | 20 mL | 666193 | 12/07/25 20:41 | GC3Z | EET CAL 4 |
| Instrument ID: GCMSPPP | | | | | | | | | | |
| Total/NA | Prep | 3511 | | | 34.4 mL | 2 mL | 667807 | 12/10/25 10:40 | UGM4 | EET CAL 4 |
| Total/NA | Analysis | 8270E | | 1 | | | 668534 | 12/11/25 22:16 | CG | EET CAL 4 |
| Instrument ID: GCTQ5 | | | | | | | | | | |
| Total/NA | Analysis | 300.0 | | 1 | 4 mL | 4 mL | 669469 | 12/13/25 08:47 | UIP1 | EET CAL 4 |
| Instrument ID: IC28 | | | | | | | | | | |
| Total/NA | Analysis | 300.0 | DL | 10 | 4 mL | 4 mL | 669469 | 12/13/25 13:00 | UIP1 | EET CAL 4 |
| Instrument ID: IC28 | | | | | | | | | | |
| Total Recoverable | Prep | 200.8 | | | 50 mL | 50 mL | 672010 | 12/18/25 06:18 | PNB2 | EET CAL 4 |
| Total Recoverable | Analysis | 200.8 | | 1 | | | 672448 | 12/18/25 16:20 | C0YH | EET CAL 4 |
| Instrument ID: ICPMS11 | | | | | | | | | | |
| Total/NA | Prep | 245.1 | | | 25 mL | 50 mL | 667089 | 12/09/25 09:31 | VCN7 | EET CAL 4 |
| Total/NA | Analysis | 245.1 | | 1 | | | 667871 | 12/10/25 10:42 | JP8N | EET CAL 4 |
| Instrument ID: HG9 | | | | | | | | | | |
| Total Recoverable | Prep | 3005A | | | 50 mL | 50 mL | 672100 | 12/18/25 08:30 | PNB2 | EET CAL 4 |
| Total Recoverable | Analysis | 6010B | | 1 | | | 672516 | 12/18/25 21:00 | Y2WS | EET CAL 4 |
| Instrument ID: ICP12 | | | | | | | | | | |
| Total/NA | Analysis | SM 2540C | | 1 | 100 mL | 100 mL | 667346 | 12/09/25 15:31 | ZL7L | EET CAL 4 |
| Instrument ID: NOEQUIP | | | | | | | | | | |
| Total/NA | Prep | SM 4500 CN C | | | 50 mL | 50 mL | 665955 | 12/06/25 13:08 | ZVB7 | EET CAL 4 |
| Total/NA | Analysis | SM 4500 CN E | | 1 | 0.250 mL | 0.250 mL | 666014 | 12/06/25 15:02 | ZVB7 | EET CAL 4 |
| Instrument ID: UVD-01 | | | | | | | | | | |

Client Sample ID: Trip Blank

Lab Sample ID: 570-258602-4

Date Collected: 12/03/25 14:45

Matrix: Water

Date Received: 12/05/25 10:50

| Prep Type | Batch Type | Batch Method | Run | Dil Factor | Initial Amount | Final Amount | Batch Number | Prepared or Analyzed | Analyst | Lab |
|------------------------|------------|--------------|-----|------------|----------------|--------------|--------------|----------------------|---------|-----------|
| Total/NA | Analysis | 8260B | | 1 | 20 mL | 20 mL | 666193 | 12/07/25 15:51 | GC3Z | EET CAL 4 |
| Instrument ID: GCMSPPP | | | | | | | | | | |

Lab Chronicle

Client: Stantec Consulting Services Inc
 Project/Site: ExxonMobil Gladiola Station / 238000257

Job ID: 570-258602-1

Client Sample ID: MW-35

Lab Sample ID: 570-258602-5

Date Collected: 12/03/25 12:00

Matrix: Water

Date Received: 12/05/25 10:50

| Prep Type | Batch Type | Batch Method | Run | Dil Factor | Initial Amount | Final Amount | Batch Number | Prepared or Analyzed | Analyst | Lab |
|------------------------|------------|--------------|-----|------------|----------------|--------------|--------------|----------------------|---------|-----------|
| Total/NA | Analysis | 8260B | | 1 | 20 mL | 20 mL | 666193 | 12/07/25 21:08 | GC3Z | EET CAL 4 |
| Instrument ID: GCMSPPP | | | | | | | | | | |
| Total/NA | Prep | 3511 | | | 34.4 mL | 2 mL | 667807 | 12/10/25 10:40 | UGM4 | EET CAL 4 |
| Total/NA | Analysis | 8270E | | 1 | | | 668534 | 12/11/25 22:41 | CG | EET CAL 4 |
| Instrument ID: GCTQ5 | | | | | | | | | | |
| Total/NA | Analysis | 300.0 | | 1 | 4 mL | 4 mL | 669469 | 12/13/25 09:02 | UIP1 | EET CAL 4 |
| Instrument ID: IC28 | | | | | | | | | | |
| Total/NA | Analysis | 300.0 | DL | 10 | 4 mL | 4 mL | 669469 | 12/13/25 13:14 | UIP1 | EET CAL 4 |
| Instrument ID: IC28 | | | | | | | | | | |
| Total Recoverable | Prep | 200.8 | | | 50 mL | 50 mL | 672010 | 12/18/25 06:18 | PNB2 | EET CAL 4 |
| Total Recoverable | Analysis | 200.8 | | 1 | | | 672448 | 12/18/25 16:22 | C0YH | EET CAL 4 |
| Instrument ID: ICPMS11 | | | | | | | | | | |
| Total/NA | Prep | 245.1 | | | 25 mL | 50 mL | 667089 | 12/09/25 09:31 | VCN7 | EET CAL 4 |
| Total/NA | Analysis | 245.1 | | 1 | | | 667871 | 12/10/25 10:44 | JP8N | EET CAL 4 |
| Instrument ID: HG9 | | | | | | | | | | |
| Total Recoverable | Prep | 3005A | | | 50 mL | 50 mL | 672089 | 12/18/25 08:07 | PNB2 | EET CAL 4 |
| Total Recoverable | Analysis | 6010B | | 1 | | | 672863 | 12/19/25 11:07 | Y2WS | EET CAL 4 |
| Instrument ID: ICP12 | | | | | | | | | | |
| Total/NA | Analysis | SM 2540C | | 1 | 100 mL | 100 mL | 667346 | 12/09/25 15:31 | ZL7L | EET CAL 4 |
| Instrument ID: NOEQUIP | | | | | | | | | | |
| Total/NA | Prep | SM 4500 CN C | | | 50 mL | 50 mL | 665955 | 12/06/25 13:08 | ZVB7 | EET CAL 4 |
| Total/NA | Analysis | SM 4500 CN E | | 1 | 0.250 mL | 0.250 mL | 666014 | 12/06/25 15:04 | ZVB7 | EET CAL 4 |
| Instrument ID: UVD-01 | | | | | | | | | | |

Client Sample ID: MW-36

Lab Sample ID: 570-258602-6

Date Collected: 12/03/25 11:30

Matrix: Water

Date Received: 12/05/25 10:50

| Prep Type | Batch Type | Batch Method | Run | Dil Factor | Initial Amount | Final Amount | Batch Number | Prepared or Analyzed | Analyst | Lab |
|------------------------|------------|--------------|-----|------------|----------------|--------------|--------------|----------------------|---------|-----------|
| Total/NA | Analysis | 8260B | | 1 | 20 mL | 20 mL | 666193 | 12/07/25 21:34 | GC3Z | EET CAL 4 |
| Instrument ID: GCMSPPP | | | | | | | | | | |
| Total/NA | Prep | 3511 | | | 33.9 mL | 2 mL | 667807 | 12/10/25 10:40 | UGM4 | EET CAL 4 |
| Total/NA | Analysis | 8270E | | 1 | | | 668534 | 12/11/25 23:05 | CG | EET CAL 4 |
| Instrument ID: GCTQ5 | | | | | | | | | | |
| Total/NA | Analysis | 300.0 | | 1 | 4 mL | 4 mL | 669469 | 12/13/25 09:17 | UIP1 | EET CAL 4 |
| Instrument ID: IC28 | | | | | | | | | | |
| Total/NA | Analysis | 300.0 | DL | 10 | 4 mL | 4 mL | 669469 | 12/13/25 13:29 | UIP1 | EET CAL 4 |
| Instrument ID: IC28 | | | | | | | | | | |
| Total Recoverable | Prep | 200.8 | | | 50 mL | 50 mL | 672010 | 12/18/25 06:18 | PNB2 | EET CAL 4 |
| Total Recoverable | Analysis | 200.8 | | 1 | | | 672448 | 12/18/25 16:25 | C0YH | EET CAL 4 |
| Instrument ID: ICPMS11 | | | | | | | | | | |
| Total/NA | Prep | 245.1 | | | 25 mL | 50 mL | 667089 | 12/09/25 09:31 | VCN7 | EET CAL 4 |
| Total/NA | Analysis | 245.1 | | 1 | | | 667871 | 12/10/25 10:46 | JP8N | EET CAL 4 |
| Instrument ID: HG9 | | | | | | | | | | |

Eurofins Calscience

Lab Chronicle

Client: Stantec Consulting Services Inc
 Project/Site: ExxonMobil Gladiola Station / 238000257

Job ID: 570-258602-1

Client Sample ID: MW-36

Lab Sample ID: 570-258602-6

Date Collected: 12/03/25 11:30

Matrix: Water

Date Received: 12/05/25 10:50

| Prep Type | Batch Type | Batch Method | Run | Dil Factor | Initial Amount | Final Amount | Batch Number | Prepared or Analyzed | Analyst | Lab |
|------------------------|------------|--------------|-----|------------|----------------|--------------|--------------|----------------------|---------|-----------|
| Total Recoverable | Prep | 3005A | | | 50 mL | 50 mL | 672100 | 12/18/25 08:30 | PNB2 | EET CAL 4 |
| Total Recoverable | Analysis | 6010B | | 1 | | | 672516 | 12/18/25 20:56 | Y2WS | EET CAL 4 |
| Instrument ID: ICP12 | | | | | | | | | | |
| Total/NA | Analysis | SM 2540C | | 1 | 100 mL | 100 mL | 667346 | 12/09/25 15:31 | ZL7L | EET CAL 4 |
| Instrument ID: NOEQUIP | | | | | | | | | | |
| Total/NA | Prep | SM 4500 CN C | | | 50 mL | 50 mL | 665955 | 12/06/25 13:08 | ZVB7 | EET CAL 4 |
| Total/NA | Analysis | SM 4500 CN E | | 1 | 0.250 mL | 0.250 mL | 666014 | 12/06/25 15:05 | ZVB7 | EET CAL 4 |
| Instrument ID: UVD-01 | | | | | | | | | | |

Client Sample ID: MW-37

Lab Sample ID: 570-258602-7

Date Collected: 12/03/25 09:30

Matrix: Water

Date Received: 12/05/25 10:50

| Prep Type | Batch Type | Batch Method | Run | Dil Factor | Initial Amount | Final Amount | Batch Number | Prepared or Analyzed | Analyst | Lab |
|------------------------|------------|--------------|-----|------------|----------------|--------------|--------------|----------------------|---------|-----------|
| Total/NA | Analysis | 8260B | | 1 | 20 mL | 20 mL | 666193 | 12/07/25 22:01 | GC3Z | EET CAL 4 |
| Instrument ID: GCMSPPP | | | | | | | | | | |
| Total/NA | Prep | 3511 | | | 34.2 mL | 2 mL | 667807 | 12/10/25 10:40 | UGM4 | EET CAL 4 |
| Total/NA | Analysis | 8270E | | 1 | | | 668534 | 12/11/25 23:29 | CG | EET CAL 4 |
| Instrument ID: GCTQ5 | | | | | | | | | | |
| Total/NA | Analysis | 300.0 | | 1 | 4 mL | 4 mL | 669469 | 12/13/25 11:16 | UIP1 | EET CAL 4 |
| Instrument ID: IC28 | | | | | | | | | | |
| Total/NA | Analysis | 300.0 | DL | 10 | 4 mL | 4 mL | 669469 | 12/13/25 14:14 | UIP1 | EET CAL 4 |
| Instrument ID: IC28 | | | | | | | | | | |
| Total Recoverable | Prep | 200.8 | | | 50 mL | 50 mL | 672010 | 12/18/25 06:18 | PNB2 | EET CAL 4 |
| Total Recoverable | Analysis | 200.8 | | 1 | | | 672448 | 12/18/25 16:28 | C0YH | EET CAL 4 |
| Instrument ID: ICPMS11 | | | | | | | | | | |
| Total/NA | Prep | 245.1 | | | 25 mL | 50 mL | 667089 | 12/09/25 09:31 | VCN7 | EET CAL 4 |
| Total/NA | Analysis | 245.1 | | 1 | | | 667871 | 12/10/25 10:48 | JP8N | EET CAL 4 |
| Instrument ID: HG9 | | | | | | | | | | |
| Total Recoverable | Prep | 3005A | | | 50 mL | 50 mL | 672100 | 12/18/25 08:30 | PNB2 | EET CAL 4 |
| Total Recoverable | Analysis | 6010B | | 1 | | | 672516 | 12/18/25 20:58 | Y2WS | EET CAL 4 |
| Instrument ID: ICP12 | | | | | | | | | | |
| Total/NA | Analysis | SM 2540C | | 1 | 100 mL | 100 mL | 667346 | 12/09/25 15:31 | ZL7L | EET CAL 4 |
| Instrument ID: NOEQUIP | | | | | | | | | | |
| Total/NA | Prep | SM 4500 CN C | | | 50 mL | 50 mL | 665955 | 12/06/25 13:08 | ZVB7 | EET CAL 4 |
| Total/NA | Analysis | SM 4500 CN E | | 1 | 0.250 mL | 0.250 mL | 666014 | 12/06/25 15:05 | ZVB7 | EET CAL 4 |
| Instrument ID: UVD-01 | | | | | | | | | | |

Client Sample ID: MW-38

Lab Sample ID: 570-258602-8

Date Collected: 12/03/25 08:45

Matrix: Water

Date Received: 12/05/25 10:50

| Prep Type | Batch Type | Batch Method | Run | Dil Factor | Initial Amount | Final Amount | Batch Number | Prepared or Analyzed | Analyst | Lab |
|------------------------|------------|--------------|-----|------------|----------------|--------------|--------------|----------------------|---------|-----------|
| Total/NA | Analysis | 8260B | | 1 | 20 mL | 20 mL | 666193 | 12/07/25 22:27 | GC3Z | EET CAL 4 |
| Instrument ID: GCMSPPP | | | | | | | | | | |

Eurofins Calscience

Lab Chronicle

Client: Stantec Consulting Services Inc
 Project/Site: ExxonMobil Gladiola Station / 238000257

Job ID: 570-258602-1

Client Sample ID: MW-38

Lab Sample ID: 570-258602-8

Date Collected: 12/03/25 08:45

Matrix: Water

Date Received: 12/05/25 10:50

| Prep Type | Batch Type | Batch Method | Run | Dil Factor | Initial Amount | Final Amount | Batch Number | Prepared or Analyzed | Analyst | Lab |
|------------------------|------------|--------------|-----|------------|----------------|--------------|--------------|----------------------|---------|-----------|
| Total/NA | Prep | 3511 | | | 34.6 mL | 2 mL | 667807 | 12/10/25 10:40 | UGM4 | EET CAL 4 |
| Total/NA | Analysis | 8270E | | 1 | | | 668622 | 12/12/25 03:54 | CG | EET CAL 4 |
| Instrument ID: GCTQ3 | | | | | | | | | | |
| Total/NA | Analysis | 300.0 | | 1 | 4 mL | 4 mL | 669469 | 12/13/25 11:30 | UIP1 | EET CAL 4 |
| Instrument ID: IC28 | | | | | | | | | | |
| Total/NA | Analysis | 300.0 | DL | 10 | 4 mL | 4 mL | 669469 | 12/13/25 14:29 | UIP1 | EET CAL 4 |
| Instrument ID: IC28 | | | | | | | | | | |
| Total Recoverable | Prep | 200.8 | | | 50 mL | 50 mL | 672010 | 12/18/25 06:18 | PNB2 | EET CAL 4 |
| Total Recoverable | Analysis | 200.8 | | 1 | | | 672448 | 12/18/25 16:30 | C0YH | EET CAL 4 |
| Instrument ID: ICPMS11 | | | | | | | | | | |
| Total/NA | Prep | 245.1 | | | 25 mL | 50 mL | 667089 | 12/09/25 09:31 | VCN7 | EET CAL 4 |
| Total/NA | Analysis | 245.1 | | 1 | | | 667871 | 12/10/25 10:50 | JP8N | EET CAL 4 |
| Instrument ID: HG9 | | | | | | | | | | |
| Total Recoverable | Prep | 3005A | | | 50 mL | 50 mL | 672089 | 12/18/25 08:07 | PNB2 | EET CAL 4 |
| Total Recoverable | Analysis | 6010B | | 1 | | | 672863 | 12/19/25 11:01 | Y2WS | EET CAL 4 |
| Instrument ID: ICP12 | | | | | | | | | | |
| Total/NA | Analysis | SM 2540C | | 1 | 50 mL | 100 mL | 667346 | 12/09/25 15:31 | ZL7L | EET CAL 4 |
| Instrument ID: NOEQUIP | | | | | | | | | | |
| Total/NA | Prep | SM 4500 CN C | | | 50 mL | 50 mL | 665955 | 12/06/25 13:08 | ZVB7 | EET CAL 4 |
| Total/NA | Analysis | SM 4500 CN E | | 1 | 0.250 mL | 0.250 mL | 666014 | 12/06/25 15:05 | ZVB7 | EET CAL 4 |
| Instrument ID: UVD-01 | | | | | | | | | | |

Client Sample ID: MW-39

Lab Sample ID: 570-258602-9

Date Collected: 12/03/25 12:50

Matrix: Water

Date Received: 12/05/25 10:50

| Prep Type | Batch Type | Batch Method | Run | Dil Factor | Initial Amount | Final Amount | Batch Number | Prepared or Analyzed | Analyst | Lab |
|------------------------|------------|--------------|-----|------------|----------------|--------------|--------------|----------------------|---------|-----------|
| Total/NA | Analysis | 8260B | | 1 | 20 mL | 20 mL | 666193 | 12/07/25 22:53 | GC3Z | EET CAL 4 |
| Instrument ID: GCMSPPP | | | | | | | | | | |
| Total/NA | Prep | 3511 | | | 34.8 mL | 2 mL | 667807 | 12/10/25 10:40 | UGM4 | EET CAL 4 |
| Total/NA | Analysis | 8270E | | 1 | | | 668622 | 12/12/25 04:18 | CG | EET CAL 4 |
| Instrument ID: GCTQ3 | | | | | | | | | | |
| Total/NA | Analysis | 300.0 | | 1 | 4 mL | 4 mL | 669469 | 12/13/25 11:45 | UIP1 | EET CAL 4 |
| Instrument ID: IC28 | | | | | | | | | | |
| Total/NA | Analysis | 300.0 | DL | 10 | 4 mL | 4 mL | 669469 | 12/13/25 14:44 | UIP1 | EET CAL 4 |
| Instrument ID: IC28 | | | | | | | | | | |
| Total Recoverable | Prep | 200.8 | | | 50 mL | 50 mL | 672010 | 12/18/25 06:18 | PNB2 | EET CAL 4 |
| Total Recoverable | Analysis | 200.8 | | 1 | | | 672448 | 12/18/25 16:44 | C0YH | EET CAL 4 |
| Instrument ID: ICPMS11 | | | | | | | | | | |
| Total/NA | Prep | 245.1 | | | 25 mL | 50 mL | 667089 | 12/09/25 09:31 | VCN7 | EET CAL 4 |
| Total/NA | Analysis | 245.1 | | 1 | | | 667871 | 12/10/25 10:52 | JP8N | EET CAL 4 |
| Instrument ID: HG9 | | | | | | | | | | |
| Total Recoverable | Prep | 3005A | | | 50 mL | 50 mL | 672100 | 12/18/25 08:30 | PNB2 | EET CAL 4 |
| Total Recoverable | Analysis | 6010B | | 1 | | | 672516 | 12/18/25 20:54 | Y2WS | EET CAL 4 |
| Instrument ID: ICP12 | | | | | | | | | | |

Eurofins Calscience

Lab Chronicle

Client: Stantec Consulting Services Inc
Project/Site: ExxonMobil Gladiola Station / 238000257

Job ID: 570-258602-1

Client Sample ID: MW-39

Lab Sample ID: 570-258602-9

Date Collected: 12/03/25 12:50

Matrix: Water

Date Received: 12/05/25 10:50

| Prep Type | Batch Type | Batch Method | Run | Dil Factor | Initial Amount | Final Amount | Batch Number | Prepared or Analyzed | Analyst | Lab |
|-----------------------|------------|--------------|-----|------------|----------------|--------------|--------------|----------------------|---------|-----------|
| Total/NA | Analysis | SM 2540C | | 1 | 100 mL | 100 mL | 667346 | 12/09/25 15:31 | ZL7L | EET CAL 4 |
| Total/NA | Prep | SM 4500 CN C | | | 50 mL | 50 mL | 665955 | 12/06/25 13:08 | ZVB7 | EET CAL 4 |
| Total/NA | Analysis | SM 4500 CN E | | 1 | 0.250 mL | 0.250 mL | 666014 | 12/06/25 15:06 | ZVB7 | EET CAL 4 |
| Instrument ID: UVD-01 | | | | | | | | | | |

Laboratory References:

EET CAL 4 = Eurofins Calscience Tustin, 2841 Dow Avenue, Tustin, CA 92780, TEL (714)895-5494

- 1
- 2
- 3
- 4
- 5
- 6
- 7
- 8
- 9
- 10
- 11
- 12
- 13
- 14
- 15

Accreditation/Certification Summary

Client: Stantec Consulting Services Inc
Project/Site: ExxonMobil Gladiola Station / 238000257

Job ID: 570-258602-1

Laboratory: Eurofins Calscience

The accreditations/certifications listed below are applicable to this report.

| Authority | Program | Identification Number | Expiration Date |
|-----------|---------|-----------------------|-----------------|
| Oregon | NELAP | 4175 | 02-02-26 |

- 1
- 2
- 3
- 4
- 5
- 6
- 7
- 8
- 9
- 10
- 11
- 12
- 13
- 14
- 15

Method Summary

Client: Stantec Consulting Services Inc
 Project/Site: ExxonMobil Gladiola Station / 238000257

Job ID: 570-258602-1

| Method | Method Description | Protocol | Laboratory |
|--------------|--|----------|------------|
| 8260B | Volatile Organic Compounds (GC/MS) | SW846 | EET CAL 4 |
| 8270E | Semivolatile Organic Compounds (GC-MS/MS) | SW846 | EET CAL 4 |
| 300.0 | Anions, Ion Chromatography | EPA | EET CAL 4 |
| 200.8 | Metals (ICP/MS) | EPA | EET CAL 4 |
| 245.1 | Mercury (CVAA) | EPA | EET CAL 4 |
| 6010B | Metals (ICP) | SW846 | EET CAL 4 |
| SM 2540C | Solids, Total Dissolved (TDS) | SM | EET CAL 4 |
| SM 4500 CN E | Cyanide, Total | SM | EET CAL 4 |
| 200.8 | Preparation, Total Recoverable Metals | EPA | EET CAL 4 |
| 245.1 | Preparation, Mercury | EPA | EET CAL 4 |
| 3005A | Preparation, Total Recoverable or Dissolved Metals | SW846 | EET CAL 4 |
| 3511 | Microextraction of Organic Compounds | SW846 | EET CAL 4 |
| 5030C | Purge and Trap | SW846 | EET CAL 4 |
| SM 4500 CN C | Cyanide, Distillation | SM | EET CAL 4 |

Protocol References:

- EPA = US Environmental Protection Agency
- SM = "Standard Methods For The Examination Of Water And Wastewater"
- SW846 = "Test Methods For Evaluating Solid Waste, Physical/Chemical Methods", Third Edition, November 1986 And Its Updates.

Laboratory References:

EET CAL 4 = Eurofins Calscience Tustin, 2841 Dow Avenue, Tustin, CA 92780, TEL (714)895-5494



eurolife 2311 W. WILSON SUITE 100
TUSTIN, CA 92780
TEL: (714) 895-5494 . FAX: (714) 894-7501
Calscien

Site Name
Provide MRN for retail or AFE for major projects
Retail Project (MRN)
Major Project (AFE)
Project Name ExxonMobil Gladiola Station / 238000257

CHAIN OF CUSTODY RECORD
DATE: 12-3-25
PAGE: 3 OF 4

ExxonMobil Engr: Chris Bear

LABORATORY CLIENT: **Stantec**
ADDRESS: **4572 Telephone Road #916**
CITY: **Ventura, CA 93003**
TEL: **805 701 1420** FAX: **805-457-8956** James.Anderson@Stantec.com
TURNAROUND TIME: SAM 24 HR 48 HR 72 HR 5 DAYS 10 DAYS
SPECIAL REQUIREMENTS (ADDITIONAL COSTS MAY APPLY):
 RWQCB REPORTING ARCHIVE SAMPLES UNTIL ____/____/____
SPECIAL INSTRUCTIONS:
New Mexico Site
Report J values.

GLOBAL ID # COELT LOG CODE:
PROJECT CONTACT: **James Anderson**
SAMPLER(S): **Mark Lach (MY)**

EMES Sub Agreement #A2604415
LAB USE ONLY
COOLER RECEIPT
Temp = _____ °C

REQUESTED ANALYSIS



| LAB USE ONLY | SAMPLE ID | Field Point Name | SAMPLING | | MAT. RIX | NO. OF CONT. | ANALYSIS | | | | | | | | | | CONTAINER TYPE | | | |
|--------------|------------|------------------|----------|------|----------|--------------|------------------------|-----------------------------|---|-------------------------------|---------------------------------|----------------------|-------------------|--|--|--|----------------|--|--|-------|
| | | | DATE | TIME | | | EPA 8260B LL VOCs only | EPA 8270E LL OOO SVOCs/PAHs | EPA 8010B As, Ba, Be, Cd, Cr, Cyanide, Pb, Se, Ag and Thallium + EPA 245.1 Hg | EPA 300.0 Fluoride & chloride | SM 2540C Total Dissolved Solids | SM-4500-CM-E Cyanide | EPA 200.8 Uranium | | | | | | | |
| 1 | MW-24 | MW-24 | | | W | 8 | X | X | X | X | X | X | | | | | | | 3 vials with HCL, 2-1L Amber Glass, 250mL Plastic with HNO3, 2-250mL Plastic | LNAPL |
| 2 | MW-25 | MW-25 | | | W | 8 | X | X | X | X | X | X | | | | | | | 3 vials with HCL, 2-1L Amber Glass, 250mL Plastic with HNO3, 2-250mL Plastic | LNAPL |
| 3 | MW-26 | MW-26 | | | W | 8 | X | X | X | X | X | X | | | | | | | 3 vials with HCL, 2-1L Amber Glass, 250mL Plastic with HNO3, 2-250mL Plastic | |
| 4 | MW-27 | MW-27 | | | W | 8 | X | X | X | X | X | X | | | | | | | 3 vials with HCL, 2-1L Amber Glass, 250mL Plastic with HNO3, 2-250mL Plastic | |
| 5 | MW-28 | MW-28 | | | W | 8 | X | X | X | X | X | X | | | | | | | 3 vials with HCL, 2-1L Amber Glass, 250mL Plastic with HNO3, 2-250mL Plastic | |
| 6 | MW-29 | MW-29 | | | W | 8 | X | X | X | X | X | X | | | | | | | 3 vials with HCL, 2-1L Amber Glass, 250mL Plastic with HNO3, 2-250mL Plastic | |
| 7 | MW-30 | MW-30 | | | W | 8 | X | X | X | X | X | X | | | | | | | 3 vials with HCL, 2-1L Amber Glass, 250mL Plastic with HNO3, 2-250mL Plastic | |
| 8 | MW-31 | MW-31 | | | W | 8 | X | X | X | X | X | X | | | | | | | 3 vials with HCL, 2-1L Amber Glass, 250mL Plastic with HNO3, 2-250mL Plastic | |
| 9 | MW-32 | MW-32 | 12/3/25 | 1330 | W | 8 | X | X | X | X | X | X | | | | | | | 3 vials with HCL, 2-1L Amber Glass, 250mL Plastic with HNO3, 2-250mL Plastic | |
| 10 | MW-33 | MW-33 | 12/3/25 | 1100 | W | 8 | X | X | X | X | X | X | | | | | | | 3 vials with HCL, 2-1L Amber Glass, 250mL Plastic with HNO3, 2-250mL Plastic | |
| 11 | MW-34 | MW-34 | 12/3/25 | 1015 | W | 8 | X | X | X | X | X | X | | | | | | | 3 vials with HCL, 2-1L Amber Glass, 250mL Plastic with HNO3, 2-250mL Plastic | |
| 12 | Trip Blank | Trip Blank | 12/3/25 | 1445 | W | 1 | X | | | | | | | | | | | | | |

Relinquished by: (Signature) *M Lach* Received by: (Signature) *F P... dex* Date, & Time: 12-3-25
 Relinquished by: (Signature) *F... dex* Received by: (Signature) *J... ca* Date, & Time: 12/4/25 10:00
 Relinquished by: (Signature) Received by: (Signature) Date, & Time:

1-9/2-0 JRC-4

Login Sample Receipt Checklist

Client: Stantec Consulting Services Inc

Job Number: 570-258602-1

Login Number: 258602

List Source: Eurofins Calscience

List Number: 1

Creator: Patel, Jayesh

| Question | Answer | Comment |
|--|--------|---------|
| Radioactivity wasn't checked or is </= background as measured by a survey meter. | N/A | |
| The cooler's custody seal, if present, is intact. | True | |
| Sample custody seals, if present, are intact. | True | |
| The cooler or samples do not appear to have been compromised or tampered with. | True | |
| Samples were received on ice. | True | |
| Cooler Temperature is acceptable. | True | |
| Cooler Temperature is recorded. | True | |
| COC is present. | True | |
| COC is filled out in ink and legible. | True | |
| COC is filled out with all pertinent information. | True | |
| Is the Field Sampler's name present on COC? | True | |
| There are no discrepancies between the containers received and the COC. | True | |
| Samples are received within Holding Time (excluding tests with immediate HTs) | True | |
| Sample containers have legible labels. | True | |
| Containers are not broken or leaking. | True | |
| Sample collection date/times are provided. | True | |
| Appropriate sample containers are used. | True | |
| Sample bottles are completely filled. | True | |
| Sample Preservation Verified. | True | |
| There is sufficient vol. for all requested analyses, incl. any requested MS/MSDs | True | |
| Containers requiring zero headspace have no headspace or bubble is <6mm (1/4"). | True | |
| Multiphasic samples are not present. | True | |
| Samples do not require splitting or compositing. | True | |
| Residual Chlorine Checked. | N/A | |

- 1
- 2
- 3
- 4
- 5
- 6
- 7
- 8
- 9
- 10
- 11
- 12
- 13
- 14
- 15

Appendix C

Manifests



Please print or type.

| UNIFORM HAZARDOUS WASTE MANIFEST | | 1. Generator ID Number D0035 | 2. Page 1 of | 3. Emergency Response Phone 800-322-5085 | 4. Manifest Tracking Number 020838474 FLE | |
|---|--|--|--------------|--|---|-----------------|
| 5. Generator's Name and Mailing Address 00035 | | Generator's Site Address (if different than mailing address) Attn: James Anderson 805-644-4157 ExxonMobil Pipeline Company c/o Stanton 4572 Telephone Rd #91 Yonkers, CA 93803 | | | | |
| Generator's Phone: | | Gladiola-Copeland Rd & Hwy 39 Tatum, NM 88207 | | | U.S. EPA ID Number | |
| 6. Transporter 1 Company Name AFL Green Logistics | | U.S. EPA ID Number | | | TXR000084585 | |
| 7. Transporter 2 Company Name | | U.S. EPA ID Number | | | | |
| 8. Designated Facility Name and Site Address Abilene Environmental Landfill 1984 FM 3034 Abilene, TX 79601 | | U.S. EPA ID Number TXR000084585 | | | | |
| Facility's Phone: 325-437-3093 | | | | | | |
| 9a. HM | 9b. U.S. DOT Description (including Proper Shipping Name, Hazard Class, ID Number, and Packing Group (if any)) | 10. Containers | | 11. Total Quantity | 12. Unit Wt./Vol. | 13. Waste Codes |
| | | No. | Type | | | |
| 1. | Class 1 IDW Water (Water with Crude) | 1 | DM | 640 | P | OUTS 191 |
| 2. | | | | | | |
| 3. | | | | | | |
| 4. | | | | | | |
| 14. Special Handling Instructions and Additional Information Job Number: 26223494 PO#AR25-00770 (Alamo 1 Job) | | | | | | |
| 15. GENERATOR'S/OFFEROR'S CERTIFICATION: I hereby declare that the contents of this consignment are fully and accurately described above by the proper shipping name, and are classified, packaged, marked and labeled/placarded, and are in all respects in proper condition for transport according to applicable international and national governmental regulations. If export shipment and I am the Primary Exporter, I certify that the contents of this consignment conform to the terms of the attached EPA Acknowledgment of Consent. I certify that the waste minimization statement identified in 40 CFR 262.27(a) (if I am a large quantity generator) or (b) (if I am a small quantity generator) is true. | | | | | | |
| Generator's/Offoror's Printed/Typed Name Nick Kucharski | | Signature <i>Nick Kucharski</i> | | Month | Day | Year |
| | | | | 12 | 5 | 25 |
| 16. International Shipments <input type="checkbox"/> Import to U.S. <input type="checkbox"/> Export from U.S. Port of entry/exit: _____ Date leaving U.S.: _____ | | | | | | |
| 17. Transporter Acknowledgment of Receipt of Materials Transporter signature (for exports only): _____ | | | | | | |
| Transporter 1 Printed/Typed Name GREG MADDEN | | Signature <i>Greg Madden</i> | | Month | Day | Year |
| | | | | 12 | 5 | 25 |
| Transporter 2 Printed/Typed Name | | Signature | | Month | Day | Year |
| | | | | | | |
| 18. Discrepancy | | | | | | |
| 18a. Discrepancy Indication Space <input type="checkbox"/> Quantity <input type="checkbox"/> Type <input type="checkbox"/> Residue <input type="checkbox"/> Partial Rejection <input type="checkbox"/> Full Rejection | | | | | | |
| Manifest Reference Number: _____ U.S. EPA ID Number _____ | | | | | | |
| 18b. Alternate Facility (or Generator) _____ U.S. EPA ID Number _____ | | | | | | |
| Facility's Phone: _____ | | | | | | |
| 18c. Signature of Alternate Facility (or Generator) | | | | Month | Day | Year |
| | | | | | | |
| 19. Hazardous Waste Report Management Method Codes (i.e., codes for hazardous waste treatment, disposal, and recycling systems) | | | | | | |
| 1. | 2. | 3. | 4. | | | |
| H132 | | | | | | |
| 20. Designated Facility Owner or Operator: Certification of receipt of hazardous materials covered by the manifest except as noted in Item 18a | | | | | | |
| Printed/Typed Name Ambrosio MOG | | Signature <i>Ambrosio MOG</i> | | Month | Day | Year |
| | | | | 12 | 5 | 20 |

Sante Fe Main Office
Phone: (505) 476-3441

General Information
Phone: (505) 629-6116

Online Phone Directory
<https://www.emnrd.nm.gov/ocd/contact-us>

State of New Mexico
Energy, Minerals and Natural Resources
Oil Conservation Division
1220 S. St Francis Dr.
Santa Fe, NM 87505

CONDITIONS

Action 574215

CONDITIONS

| | |
|--|--|
| Operator: EXXON MOBIL CORPORATION 22777 Springwoods Village Park Spring, TX 77389 | OGRID: 7673 |
| | Action Number: 574215 |
| | Action Type: [UF-GWA] Ground Water Abatement (GROUND WATER ABATEMENT) |

CONDITIONS

| Created By | Condition | Condition Date |
|------------|--|----------------|
| amaxwell | Report accepted for record. Continue quarterly groundwater monitoring and reporting. Submit a C-141N Sampling Notification prior to each sampling and monitoring event. Continue evaluating potential source(s) of the NAPL and remedial strategies Submit an updated Stage 2 groundwater abatement plan that includes a remedial action plan that summarizes and recommends abatement option(s) by July 20, 2026. | 6/10/2026 |