

Well Name	Well Number	US Well Number	Lease Number	Case Number	Operator
POKER LAKE	507H		NMNM05912	NMNM71016X	XTO PERMIAN
POKER LAKE	705H		NMNM05912	NMNM71016X	XTO PERMIAN
POKER LAKE	707H		NMNM05912	NMNM71016X	XTO PERMIAN
POKER LAKE	708H		NMNM05912	NMNM71016X	XTO PERMIAN
POKER LAKE	805H		NMNM05912	NMNM71016X	XTO PERMIAN
POKER LAKE	806H		NMNM05912	NMNM71016X	XTO PERMIAN
POKER LAKE	705H		NMNM05912	NMNM71016X	XTO PERMIAN
POKER LAKE	707H		NMNM05912	NMNM71016X	XTO PERMIAN
POKER LAKE	708H		NMNM05912	NMNM71016X	XTO PERMIAN
POKER LAKE	805H		NMNM05912	NMNM71016X	XTO PERMIAN
POKER LAKE	806H		NMNM05912	NMNM71016X	XTO PERMIAN
POKER LAKE	806H		NMNM05912	NMNM71016X	XTO PERMIAN

Notice of Intent

Sundry ID: 2870062

Type of Submission: Notice of Intent

Date Sundry Submitted: 08/26/2025

Date proposed operation will begin: 08/26/2025

Type of Action: APD Change

Time Sundry Submitted: 03:04

Procedure Description: XOM requests the option to offline cement and remediate (if needed) surface, intermediate, and any production casing strings with MASP 5M where batch drilling is approved and if unplanned remediation is needed. XOM will ensure well is static with no pressure on the casing annulus, as with all other casing strings where batch drilling operations occur before moving off the rig. Offline cement operations will then be conducted after the rig is moved off the current well to the next well in the batch sequence. The TA cap will also be installed when applicable per wellhead manufacturer's procedure and pressure inside the casing will be monitored via the valve on the TA cap as per standard batch drilling ops.

NOI Attachments

Procedure Description

Offline_Cementing_Variance_Prod_Csg_20250826143710.pdf

Conditions of Approval

Specialist Review

PLU_13_1_PC_Offline_Cement_Batch_Sundry_2870062_20250916062608.pdf

Operator

I certify that the foregoing is true and correct. Title 18 U.S.C. Section 1001 and Title 43 U.S.C. Section 1212, make it a crime for any person knowingly and willfully to make to any department or agency of the United States any false, fictitious or fraudulent statements or representations as to any matter within its jurisdiction. Electronic submission of Sundry Notices through this system satisfies regulations requiring a

Operator Electronic Signature: MANOJ VENKATESH

Signed on: AUG 26, 2025 02:37 PM

Name: XTO PERMIAN OPERATING LLC

Title: Regulatory Analyst

Street Address: 22777 SPRINGWOODS VILLAGE PARKWAY

City: SPRINGState: TX

Phone: (720) 539-1673

Email address: MANOJ.VENKATESH@EXXONMOBIL.COM

Field

Representative Name:

Street Address:

City:State:Zip:

Phone:

Email address:

BLM Point of Contact

BLM POC Name: ZOTA M STEVENS

BLM POC Title: Petroleum Engineer

BLM POC Phone: 5752345998

BLM POC Email Address: ZSTEVENS@BLM.GOV

Disposition: Approved

Disposition Date: 09/16/2025

Signature: Zota Stevens



Offline Production Cementing

Delaware Basin | 18 March 2025

Energy lives here™

Variance Request for Offline Production Cementing

Proposal: allow wells that meet set criteria to perform production casing cement jobs offline, consistent with ExxonMobil's extensive experience safely and effectively cementing production casing strings offline in Texas

Supporting Materials:

- Criteria for offline production cementing
- Proposed procedure
- Process and equipment
- Barrier comparison

Criteria for Offline Cementing

The following conditions must be met to proceed with offline production cementing on Wolfcamp target formations or shallower:

- a) *Casing hanger successfully landed in the wellhead*
- b) *Ability to circulate overbalanced mud weight*
- c) *Initiate offline cementing operations within 24hr of landing casing*
- d) *All well control barriers test successfully and BLM notified of intent to perform offline production cementing prior to N/D BOP*
- e) *No offset frac operations within 1 mile and within the same target horizon*
- f) *Well Control certified ExxonMobil Operations Supervisor to be present during offline cementing operation to monitor returns*
- g) *Drill ahead operations will not begin on next well until offline production cement operations have concluded*

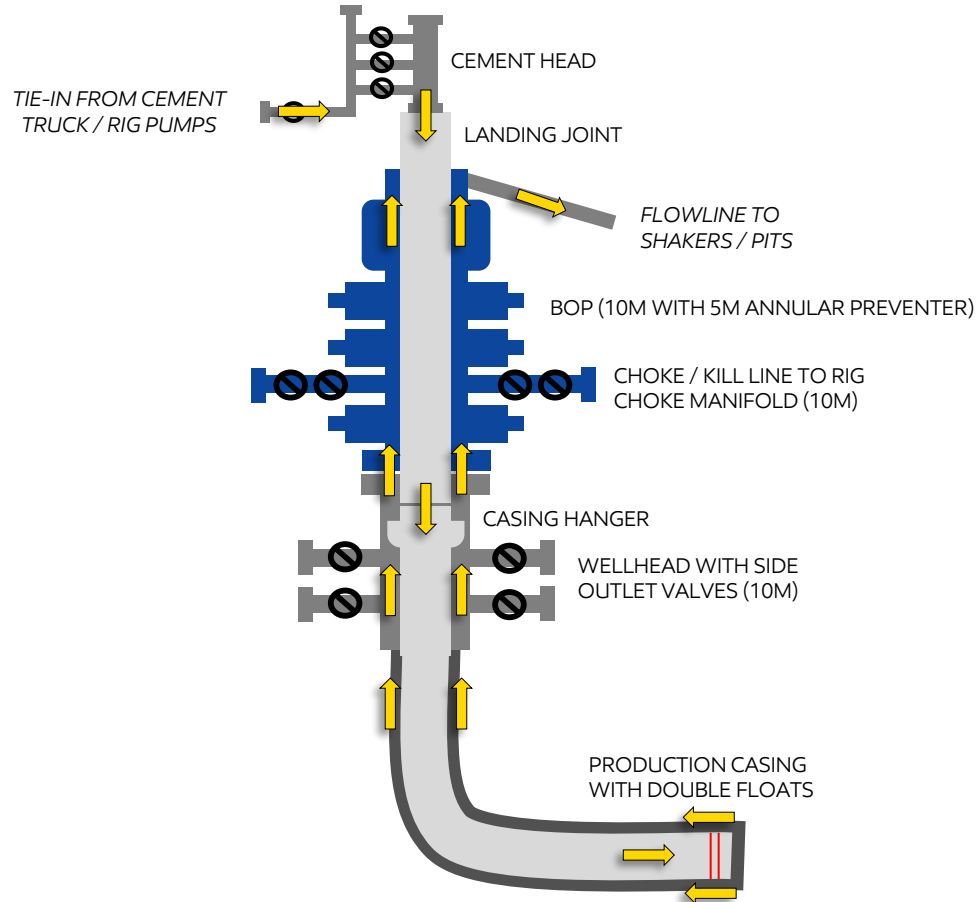
Offline Cementing Procedure

 Trigger to reevaluate plan

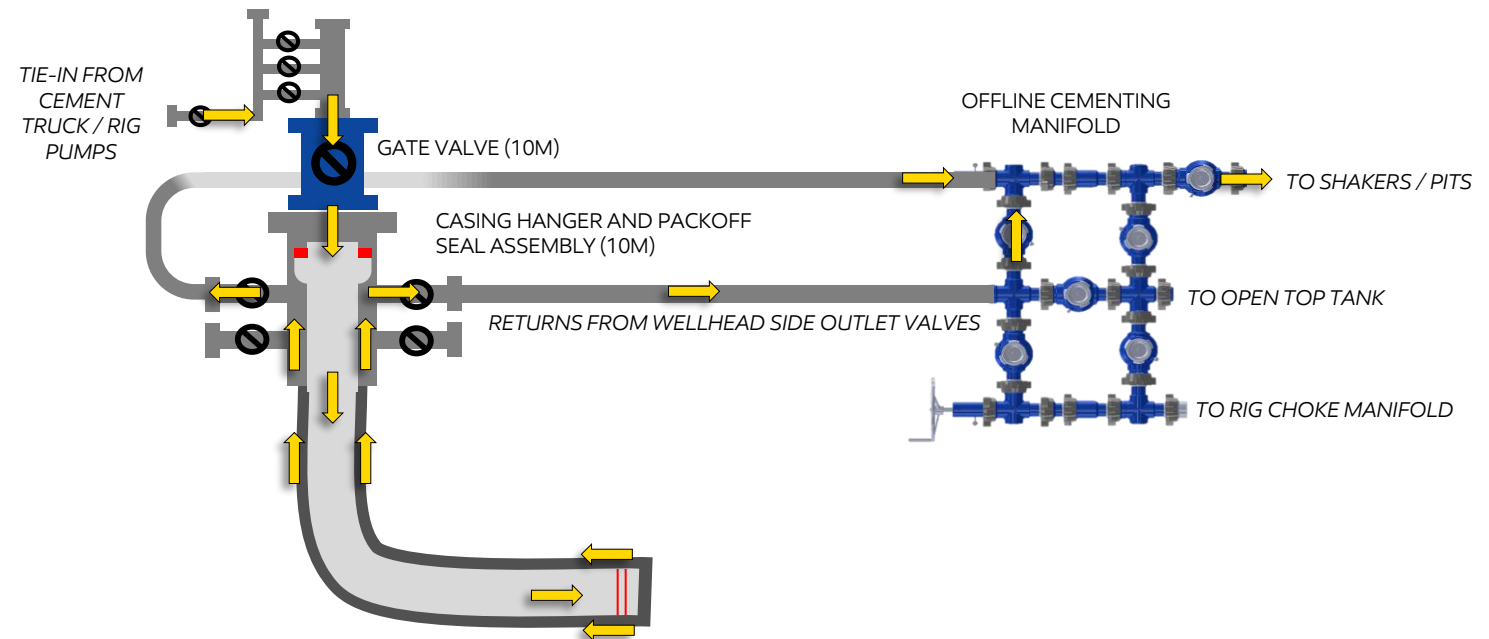
1. **Land production casing hanger** *If casing hanger cannot be landed, cementing will be performed online*
2. Flow check and **confirm the well is static on the casing and annulus.** *If flow is observed, cementing will be performed online*
3. **Lay down landing joint**
4. **Install and test pack-off assembly**
 - a) Pressure test the seal assembly per wellhead provider's procedure to confirm integrity to 250 / 10,000psi
5. **Install back-pressure valve** (BPV, rated to 10,000psi) in hanger per wellhead provider's procedure
6. **Confirm the well is static**
 - a) Flow indicates failure of hydrostatic barrier or mechanical barriers and underbalanced well conditions. *If flow is observed, cementing will be performed online*
 - b) Notify BLM of intent to proceed with nipple down and offline cementing
7. With the well secured and BLM notified; **nipple down BOP and skid rig** to next well on pad
 - a) *Note, verify offline cementing criteria is met before N/D BOP. If unable to meet criteria, cement job will be performed online*
8. **Install and test gate valve**
 - a) Test connection between wellhead adapter seals against hanger neck and ring gasket to 250 / 10,000 psi for 5 minutes
9. **Remove BPV from casing**
10. **Rig up cement head and cementing lines**
11. **Perform production cement job** as per procedure
 - a) Confirm flowpath and valve alignment; default routing to take returns from casing upper side outlet valves → offline cementing manifold → shakers / pits
 - b) *If elevated gas or flow trend observed, reroute returns through choke manifold for ability to hold backpressure to maintain well control and route mud returns to MGS*
12. **Confirm well is static** and double floats are holding after cement job
 - a) *If double floats do not hold, the well can be secured by closing gate valve or cement head or by holding and monitoring pressure at the cement truck while WOC*
13. **Rigdown surface equipment**
 - a) Bleed any remaining line pressure and remove cement head
 - b) Install BPV per wellhead providers recommended procedure
 - c) Close upper casing side outlet valves, break and R/D offline cement lines
 - d) Remove 10M gate valve and wellhead adapter
14. **Secure well**
 - a) Install temporary abandonment cap

Process and Equipment

ONLINE CEMENTING











OFFLINE CEMENTING



KEY DIFFERENCES

1. Rig BOP replaced by gate valve and WH adaptor assembly (10M rated)
2. Addition of offline cementing manifold and high pressure iron to direct fluid returns to rig active system and/or choke manifold
3. Packoff annulus barrier in place and tested prior to cementing operations (10M rated)
4. Cement truck performs cement job displacement (vs rig pumps)

Barrier Comparison

	ONLINE		OFFLINE (PROPOSED)	
	Casing	Annulus	Casing	Annulus
N/D BOP & Skid Rig			1. Hydrostatic 2. Double float valves 3. BPV 	1. Hydrostatic 2. Packoff 
Install Cement Head	1. Hydrostatic 2. Double float valves	1. Hydrostatic 2. BOP (annular, VBR)	1. Hydrostatic 2. Double float valves 3. Gate valve 	1. Hydrostatic 2. Packoff 3. Wellhead Adaptor 
Perform Cement Job	1. Double float valves 2. Cement Head	1. Hydrostatic 2. BOP (annular, VBR)	1. Double float valves 2. Cement Head 3. Gate valve 	1. Hydrostatic 2. Packoff 3. Wellhead Adaptor 
Remove Cement Head	1. Double float valves	1. Hydrostatic 2. BOP (annular, VBR)	1. Double float valves 2. Gate valve 	1. Hydrostatic 2. Packoff 3. Wellhead Adaptor 
N/D & Install TA Cap	1. Double float valves 2. BPV	1. Hydrostatic 2. Packoff	1. Double float valves 2. BPV	1. Hydrostatic 2. Packoff

Well Control Response Plan

The following well control response plan for offline cementing is the same as for online cementing.

1. **Pre-job design:** Cement job designed to define max pump rates to reduce ECD and avoid losses during cement job.
2. **Identify the influx / re-route return flow:** If an influx is observed, the cementing manifold would be re-routed to direct flow to the rig choke manifold (instead of the shakers). If gas was encountered or a kick was detected, continue pumping the job through the rig choke / gas buster while controlling annulus back pressure through the rig choke. Shut the well in once the job is finished (to ensure cement does not set up inside casing). Roles & responsibilities are as follows:
 - Onsite well site representative responsible for monitoring and helping to identify if an influx occurred with support from the rig crews.
 - Rig crew responsible for shutting in the well.
 - Onsite well site representative responsible for operating the rig choke manifold.
3. **Monitor pressure:** If well is shut-in, pressure monitored while cement is building compressive strength.
4. **Flow check:** Once sufficient time is allocated to build compressive strength, perform flow check.
5. **Shut-in:** If annulus pressure / flow is observed, shut-in the well at the casing valves.
6. **Kill the well:** Pump kill weight mud or cement (depending on well conditions) via bradenhead squeeze down the annulus using the rig pumps tied into the cementing manifold or the cement truck.
7. **Flow check:** Flow check the well to confirm static.

ExxonMobil

Sante Fe Main Office
Phone: (505) 476-3441

General Information
Phone: (505) 629-6116

Online Phone Directory
<https://www.emnrd.nm.gov/ocd/contact-us>

State of New Mexico
Energy, Minerals and Natural Resources
Oil Conservation Division
1220 S. St Francis Dr.
Santa Fe, NM 87505

CONDITIONS

Action 506107

CONDITIONS

Operator: XTO PERMIAN OPERATING LLC. 6401 HOLIDAY HILL ROAD MIDLAND, TX 79707	OGRID: 373075
	Action Number: 506107
	Action Type: [C-103] NOI Change of Plans (C-103A)

CONDITIONS

Created By	Condition	Condition Date
ward.rikala	No additives containing PFAS chemicals will be added to the drilling fluids or completion fluids used during drilling, completions, or recompletions operations.	10/7/2025
ward.rikala	Any previous COA's not addressed within the updated COA's still apply.	10/7/2025