GW - 032

ENGINEERING DRAWINGS

Sanitary Treatment Pond

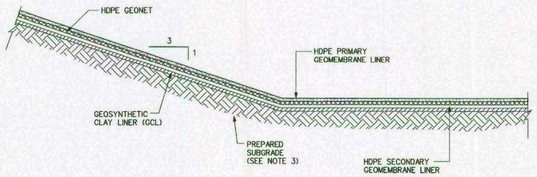

TYPICAL POND LINER DETAIL
N.T.S.

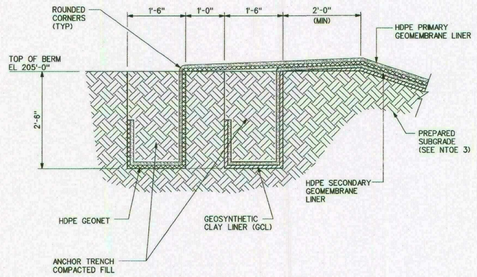

TYPICAL ANCHOR TRENCH DETAIL
SCALE: 3/4" = 1'-0"

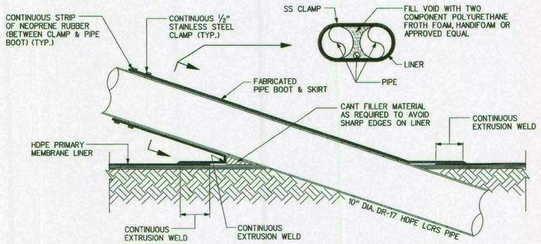

TYPICAL HDPE PIPE BOOT DETAIL
N.T.S.

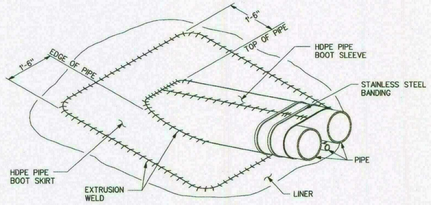

PIPE BOOT ISOMETRIC
N.T.S.

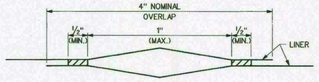

NOTES:
1. DOUBLE SEALING TECHNIQUE SHALL BE THE PRIMARY SEALING METHOD USED.
2. THE NONDESTRUCTIVE AIR PRESSURE SEAM TEST METHOD TO BE USED TO TEST DOUBLE FUSION WELDS.

TYPICAL LINER WELD DETAIL
N.T.S.

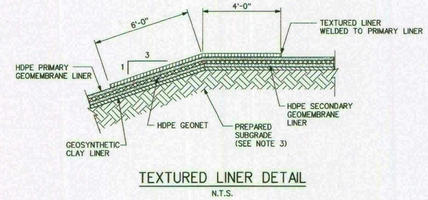

TEXTURED LINER DETAIL
N.T.S.

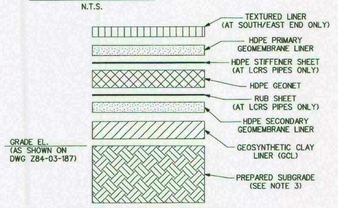

FOR ADDITIONAL INFORMATION REF SECTION 4.0 OF "FLEXIBLE MEMBRANE LINER SUPPLY AND INSTALLATION BID PACKAGE" DOCUMENT NO. WR-MUI-SP-HSE-0001

EXPLODED PROFILE
N.T.S.

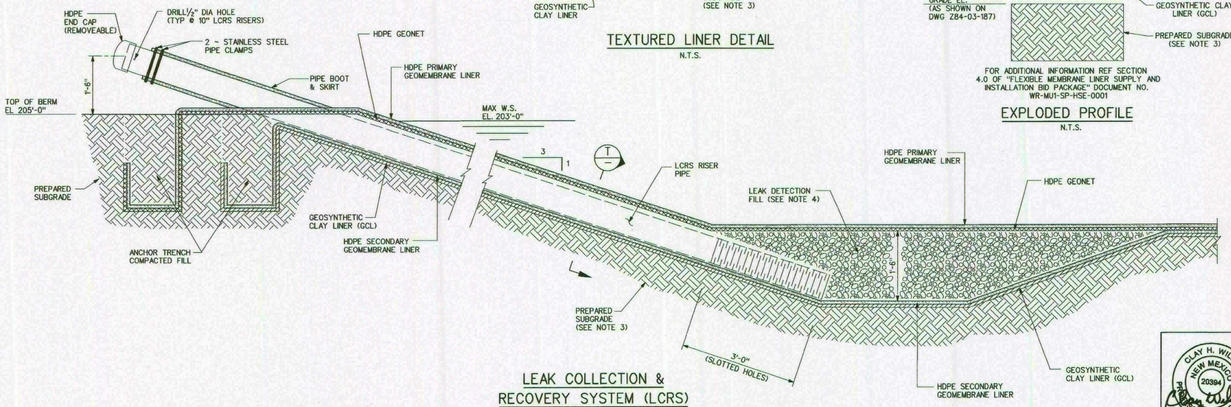

LEAK COLLECTION & RECOVERY SYSTEM (LCRS)
SCALE: 3/4" = 1'-0"

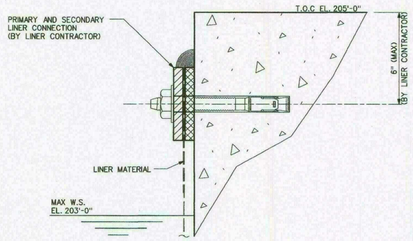

TYPICAL HDPE LINER ATTATCHMENT DETAIL
N.T.S.

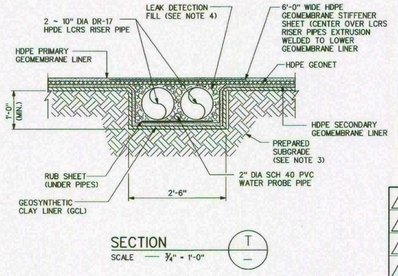

SECTION T
SCALE — 3/4" = 1'-0"

NOTES:
1. FOR LIST OF MATERIALS, REFERENCE DRAWINGS & NOTES REF DRAWING Z84-03-183.
2. WORK THIS DRAWING WITH DRAWINGS LISTED ON Z84-03-183.
3. PREPARED SUBGRADE SHALL CONSIST OF INDIGENOUS SOILS (NATURAL) AND SHALL BE ROLLED, COMPACTED AND FREE OF WHEEL RUTS, DEBRIS, ROOTS, STICKS AND ROCKS LARGER THAN 1" DIA.HOLES AND VOIDS TO BE FILLED WITH SAND OR PEA GRAVEL.
4. LEAK DETECTION FILL SHALL CONSIST OF PEA GRAVEL WITH 100 % PASSING THROUGH 1" SIEVE.

REV.	REVISION DESCRIPTION	RFC No.	DATE
0	ISSUED FOR CONSTRUCTION		7/22/2011

CLAY H. WILLIS NEW MEXICO 20394 PROFESSIONAL ENGINEER 7/22/11

THIS P.E STAMP IS APPLICABLE TO THE CIVIL/STRUCTURAL PORTION OF THIS DRAWING ONLY

MUSTANG ENGINEERS AND CONSTRUCTORS, L.P. 7/22/2011
PROJECT No. 18205

Western Refining
Gallup Refinery

STP-1 WASTE WATER POND
SECTIONS & DETAILS SHT - 1
WASTE WATER TREATMENT PLANT

DRN. BY: HR	DATE: 6/6/11	RFE No:	
CHK'D. BY: JAM	DATE: 7/21/11	CAD REF:	
APP'D. BY: RLW	DATE: 7/22/11		
DRAWING NO.	Z84-03-190		REV 0

herowi 7/21/2011 2:23:11 PM j:\18205\struct\drw\z84-03-190.dgn