

**3R-1028**

**Release Report/ General  
Correspondence**

**Remediation Update**

**Date: 2014**

May 16, 2014

Brandon Powell  
I & E Supervisor  
Oil Conservation Division,  
1000 Rio Brazos Road,  
Aztec, NM 87410

DIST. 9

OIL CONS. DIV.

RCVD MAY 16 '14


**Ref: Remediation Plan - Land Farm, Hospah NM**

Brandon,

Please find below an update on where we are with the dirt farm clean up. We have been hampered by the unusually wet conditions however we have made significant progress on this. Please see pictures below:-



Basically we have drained all liquids from the site and have moved in with a dozer and trucks to roll the dirt from the front to the back of the facility. This took several weeks to complete. After the weather improves and warms up a little we will put the first microbes in the accumulated dirt and allow them to act. We may also use a thermal absorption unit to remove trace hydrocarbons that may remain after the treatment. This will depend on the estimated cost of retreatment versus the cost of the unit.



*Before*

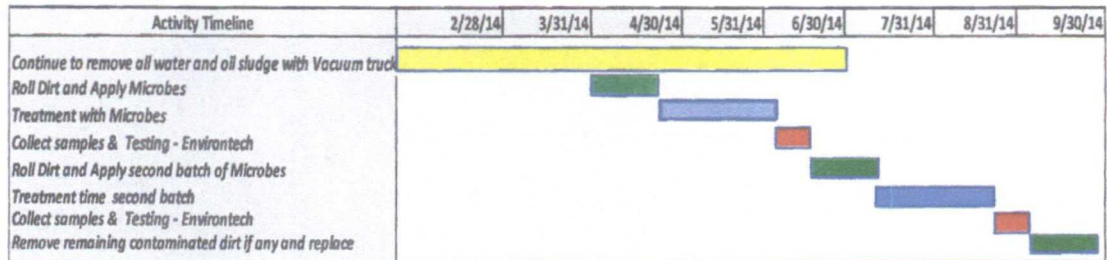
*After*

### Plan

- 1: Continue to remove all water and oil/sludge possible with Vacuum truck. We have sampled the water and dependent on results of water analysis the water may be dispatched to our disposal wells or to approved offsite disposal. - COMPLETED
- 2: After surface is dry roll dirt from the back of the facility across the contaminated areas and thereafter apply bio remediation treatment from Micro-Bac. <http://micro-bac.com/products-services/bioremediation> - PARTIALLY COMPLETED (Waiting for warmer temps)
- 3: Allow microbes to act on oil staining for approximately 4-6 weeks
- 4: Collect samples at 5 point 100ft spacing across contaminated areas land farm and send for TPH method 8015 GRO/DRO and BTEX and Benzene method 8021 testing. Commence sampling at 6" depth and dependent on results back test at 1.5", 2.5" etc. (note: advise OCD to be present while collecting samples) Any additional testing will be agreed between Dominion and NMOCD representative(s).
- 5: After results of tests re roll dirt in areas still affected by contamination from back of land farm applying second batch of bio remediation microbes at recommended dosage.
- 6: Allow microbes to act on oil staining for approximately 4-6 weeks
- 7: Retest areas of previous failures to same standard (advise OCD of time to be present)
- 8: Dependent on results of second test haul off any remaining dirt to registered disposal farm and replace with clean dirt.
- 9: Make decision on reopening Land Farm after licensing and establishing operating procedure or close down, remove fence and flatten to complete remediation process.


Timeline:

HOSPAAH LAND FARM REMEDIATION TIMELINE



Looking at the time line we are about 2-3 weeks behind schedule.

Yours truly



David Burns  
President

CC: Charlie Perrin, ENMRD  
Monica Kuehling, ENMRD  
Daniel Sanchez, ENMRD

H. Scott Taylor, Branscomb PC.