

for LRE's NW State project

Company	Address	City	State	Zip
Alamo Permian Resources, LLC	415 W. Wall St., Suite 500	Midland	TX	79701
Apache Corporation	2000 Post Oak Blvd., Suite 100	Houston	TX	77056
Atofina Petrochemicals, Inc. c/o Total Petrochemicals USA	1201 Louisiana St., Suite 1800	Houston	TX	77002
BLM	620 E. Greene	Carlsbad	NM	88220
BP America Production Co.	P. O. Box 3092	Houston	TX	77253
Burlington Resources	3401 E. 30th St.	Farmington	NM	87402
Chaparral Energy, LLC	701 Cedar Lake Blvd.	Oklahoma City	OK	73114
Chesapeake Exploration LLC	P. O. Box 18496	Oklahoma City	OK	73154
Chisos Ltd.	670 Dona Ana Rd. SW	Deming	NM	88030
Clayton Williams Energy Inc.	6 Desta Dr., Suite 3000	Midland	TX	79705
ConocoPhillips	P. O. Box 7500	Bartlesville	OK	74005
COG Operating LLC & Concho Oil & Gas LLC	600 W. Illinois Ave.	Midland	TX	79701
Cross Border Resources	2515 McKinney Ave., Suite 900	Dallas	TX	75201
Edge Petroleum Expl. Co.	1301 Travis, Suite 2000	Houston	TX	77002
Walter Granberry, Jr.	4811 14th St.	Lubbock	TX	79416
John R. Gray LLC	P. O. Box 400	Ruidoso	NM	88355
Jalapeno Corp.	P. O. Box 1608	Albuquerque	NM	87103
Khody Land & Minerals Co.	210 Park Ave., Suite 900	Oklahoma City	OK	73102
Charles E. Nearburg	P. O. Box 823085	Dallas	TX	75382
Nearburg Expl. Co. LLC	3300 N. A Street, Suite 120	Midland	TX	79705
NM State Land Office	P. O. Box 1148	Santa Fe	NM	87504
Occidental Permian Ltd.	P. O. Box 4294	Houston	TX	77210
Overton Energy Investments VI LLC	4265 San Felipe, Suite 1040	Houston	TX	77027
OXY USA WTP LP	P. O. Box 50250	Midland	TX	79710
Wesley W. Perry	P. O. Box 371	Midland	TX	79702
RSE Partners I LP	3141 Hood St., Suite 350	Dallas	TX	75219
SDX Properties Inc.	P. O. Box 5061	Midland	TX	79704
SDX Resources Inc.	507 N. Marienfeld	Midland	TX	79705
States Ltd.	P. O. Box 911	Breckenridge TX	76424	
The Salient Zarvona Energy Fund	4625 San Felipe St., Suite 1040	Houston	TX	77027
Sheldon Vias Trust c/o Gary Allen Trustee	P. O. Box 1872	Kingsland	TX	78639

OCD Case No. 15343  
LRE OPERATING  
Exhibit #1

for LRE's NW State project

Yates Energy Corp.	P. O. Box 2323	Roswell	NM	88202
Devon Energy Production Company LP	333 West Sheridan Ave.	Oklahoma City	OK	73102
Marathon Oil Co.	P. O. Box 2069	Houston	TX	77252
RKI Exploration & Production Company, LLC	210 Park Ave., Suite 900	Oklahoma City	OK	73102



June 10, 2015

Alamo Permian Resources, LLC  
415 W. Wall St., Suite 500  
Midland TX 79701

Dear Interest Owner:

Enclosed is an application for approval of a pilot water flood project that LRE Operating, LLC ("LRE") has filed with the New Mexico Oil Conservation Division ("the Division"). The proposed pilot water flood project is located in the NE/4 and SW/4 of Section 32, Township 17 South, Range 28 East, N.M.P.M., Eddy County, New Mexico.

This matter is scheduled for hearing at 8:15 a.m. on Thursday, July 9, 2015 in Porter Hall at the Division's offices located at 1220 South St. Francis Drive, Santa Fe, New Mexico 87505. You are not required to attend this hearing, but as an owner of an interest that may be affected by this application, you may appear at the hearing and present testimony. If you do not appear at that time and become a party of record you will be precluded from contesting the matter at a later date.

A party appearing in a Division case is required by the Division's Rules to file a Pre-Hearing Statement, which in this matter must be filed no later than Thursday July 2, 2015. The Pre-Hearing Statement must be filed with the Division's Santa Fe office at the address above, and should include: the name of the party and the party's attorney; a concise statement of the case; the name(s) of the witness(es) the party will call to testify at the hearing; the approximate amount of time the party will need to present the party's case; and an identification of any procedural matters that need to be resolved prior to the hearing. The Pre-Hearing Statement must also be provided to LRE's attorney.

I have not enclosed the exhibits to LRE's application because of their size. If you would like copies of the exhibits, or have questions about LRE's application, please contact me at 505.466.8120 or [brian@permitswest.com](mailto:brian@permitswest.com).

Sincerely,

Brian Wood

BW:rc  
Enclosure



July 7, 2015

Marathon Oil Co.  
P. O. Box 2069  
Houston TX 77252

Dear Interest Owner:

Enclosed is an application for approval of a pilot water flood project that LRE Operating, LLC ("LRE") has filed with the New Mexico Oil Conservation Division ("the Division"). The proposed pilot water flood project is located in the NE/4 and SW/4 of Section 32, Township 17 South, Range 28 East, N.M.P.M., Eddy County, New Mexico.

This matter is scheduled for hearing at 8:15 a.m. on Thursday, August 6, 2015 in Porter Hall at the Division's offices located at 1220 South St. Francis Drive, Santa Fe, New Mexico 87505. You are not required to attend this hearing, but as an owner of an interest that may be affected by this application, you may appear at the hearing and present testimony. If you do not appear at that time and become a party of record you will be precluded from contesting the matter at a later date.

A party appearing in a Division case is required by the Division's Rules to file a Pre-Hearing Statement, which in this matter must be filed no later than Thursday July 30, 2015. The Pre-Hearing Statement must be filed with the Division's Santa Fe office at the address above, and should include: the name of the party and the party's attorney; a concise statement of the case; the name(s) of the witness(es) the party will call to testify at the hearing; the approximate amount of time the party will need to present the party's case; and an identification of any procedural matters that need to be resolved prior to the hearing. The Pre-Hearing Statement must also be provided to LRE's attorney.

I have not enclosed the exhibits to LRE's application because of their size. If you would like copies of the exhibits, or have questions about LRE's application, please contact me at 505.466.8120 or [brian@permitswest.com](mailto:brian@permitswest.com).

Sincerely,

Brian Wood

BW:rc  
Enclosure

## SENDER: COMPLETE THIS SECTION

- ☒ Complete items 1, 2, and 3. Also complete item 4 if Restricted Delivery is desired.
- ☒ Print your name and address on the reverse so that we can return the card to you.
- ☒ Attach this card to the back of the mailpiece, or on the front if space permits.

1. Article Addressed to:

Alamo Permian Resources, LLC  
415 W. Wall St., Suite 500  
Midland TX 79701

LRE NW State Trio

2. Article Number

(Transfer from service label)

7014 3490 0001 7112 4965

PS Form 3811, July 2013

Domestic Return Receipt

## COMPLETE THIS SECTION ON DELIVERY

A. Signature

*Carla Man...*☐ Agent☐ Addressee

B. Received by (Printed Name)

Carla Man...

C. Date of Delivery

6/16/15

D. Is delivery address different from item 1? ☐ Yes

If YES, enter delivery address below:

☐ No

3. Service Type

☒ Certified Mail®☐ Priority Mail Express™☐ Registered☐ Return Receipt for Merchandise☐ Insured Mail☐ Collect on Delivery

4. Restricted Delivery? (Extra Fee)

☐ Yes

## SENDER: COMPLETE THIS SECTION

- ☒ Complete items 1, 2, and 3. Also complete item 4 if Restricted Delivery is desired.
- ☒ Print your name and address on the reverse so that we can return the card to you.
- ☒ Attach this card to the back of the mailpiece, or on the front if space permits.

1. Article Addressed to:

Apache Corporation  
2000 Post Oak Blvd., Suite 100  
Houston TX 77056

LRE NW State Trio

2. Article Number

(Transfer from service label)

7014 3490 0001 7112 4972

PS Form 3811, July 2013

Domestic Return Receipt

## COMPLETE THIS SECTION ON DELIVERY

A. Signature

*Ryan Robinson*☐ Agent☐ Addressee

B. Received by (Printed Name)

Ryan Robinson

C. Date of Delivery

6/17/15

D. Is delivery address different from item 1? ☐ Yes

If YES, enter delivery address below:

☐ No

3. Service Type

☒ Certified Mail®☐ Priority Mail Express™☐ Registered☐ Return Receipt for Merchandise☐ Insured Mail☐ Collect on Delivery

4. Restricted Delivery? (Extra Fee)

☐ Yes

## SENDER: COMPLETE THIS SECTION

- ☒ Complete items 1, 2, and 3. Also complete item 4 if Restricted Delivery is desired.
- ☒ Print your name and address on the reverse so that we can return the card to you.
- ☒ Attach this card to the back of the mailpiece, or on the front if space permits.

1. Article Addressed to:

Atofina Petrochemicals, Inc.  
c/o Total Petrochemicals USA  
1201 Louisiana St., Suite 1800  
Houston TX 77002

LRE NW State Trio

2. Article Number

(Transfer from service label)

7014 3490 0001 7112 4989

PS Form 3811, July 2013

Domestic Return Receipt

## COMPLETE THIS SECTION ON DELIVERY

A. Signature

*Harold...*☐ Agent☐ Addressee

B. Received by (Printed Name)

Harold...

C. Date of Delivery

D. Is delivery address different from item 1? ☐ Yes

If YES, enter delivery address below:

☐ No

3. Service Type

☒ Certified Mail®☐ Priority Mail Express™☐ Registered☐ Return Receipt for Merchandise☐ Insured Mail☐ Collect on Delivery

4. Restricted Delivery? (Extra Fee)

☐ Yes

SENDER: COMPLETE THIS SECTION	COMPLETE THIS SECTION ON DELIVERY
<p><input checked="" type="checkbox"/> Complete items 1, 2, and 3. Also complete item 4 if Restricted Delivery is desired.</p> <p><input checked="" type="checkbox"/> Print your name and address on the reverse so that we can return the card to you.</p> <p><input checked="" type="checkbox"/> Attach this card to the back of the mailpiece, or on the front if space permits.</p>	<p>A. Signature X <i>S. Loules</i> <span style="float: right;"><input type="checkbox"/> Agent <input type="checkbox"/> Addressee</span></p> <p>B. Received by (Printed Name) <i>Sarah Soules</i> C. Date of Delivery <i>6-15-15</i></p> <p>D. Is delivery address different from item 1? <input type="checkbox"/> Yes If YES, enter delivery address below: <input type="checkbox"/> No</p>
<p>1. Article Addressed to:</p> <p style="text-align: center;">BLM 620 E. Greene Carlsbad NM 88220</p> <p style="text-align: center;">LRE NW State Trio</p>	<p>3. Service Type  <input checked="" type="checkbox"/> Certified Mail® <input type="checkbox"/> Priority Mail Express™  <input type="checkbox"/> Registered <input type="checkbox"/> Return Receipt for Merchandise  <input type="checkbox"/> Insured Mail <input type="checkbox"/> Collect on Delivery         </p> <p>4. Restricted Delivery? (Extra Fee) <input type="checkbox"/> Yes</p>
<p>2. Article Number (Transfer from service label) <u>7014 3490 0001 7112 4996</u></p>	
<p>PS Form 3811, July 2013 Domestic Return Receipt</p>	

SENDER: COMPLETE THIS SECTION	COMPLETE THIS SECTION ON DELIVERY
<p><input checked="" type="checkbox"/> Complete items 1, 2, and 3. Also complete item 4 if Restricted Delivery is desired.</p> <p><input checked="" type="checkbox"/> Print your name and address on the reverse so that we can return the card to you.</p> <p><input checked="" type="checkbox"/> Attach this card to the back of the mailpiece, or on the front if space permits.</p>	<p>A. Signature X <i>[Signature]</i> <span style="float: right;"><input type="checkbox"/> Agent <input type="checkbox"/> Addressee</span></p> <p>B. Received by (Printed Name) <i>[Name]</i> C. Date of Delivery <i>6/18/15</i></p> <p>D. Is delivery address different from item 1? <input type="checkbox"/> Yes If YES, enter delivery address below: <input type="checkbox"/> No</p>
<p>1. Article Addressed to:</p> <p style="text-align: center;">BP America Production Co. P. O. Box 3092 Houston TX 77253</p> <p style="text-align: center;">LRE NW State Trio</p>	<p>3. Service Type  <input checked="" type="checkbox"/> Certified Mail® <input type="checkbox"/> Priority Mail Express™  <input type="checkbox"/> Registered <input type="checkbox"/> Return Receipt for Merchandise  <input type="checkbox"/> Insured Mail <input type="checkbox"/> Collect on Delivery         </p> <p>4. Restricted Delivery? (Extra Fee) <input type="checkbox"/> Yes</p>
<p>2. Article Number (Transfer from service label) <u>7014 3490 0001 7112 5009</u></p>	
<p>PS Form 3811, July 2013 Receipt</p>	

SENDER: COMPLETE THIS SECTION	COMPLETE THIS SECTION ON DELIVERY
<p><input checked="" type="checkbox"/> Complete items 1, 2, and 3. Also complete item 4 if Restricted Delivery is desired.</p> <p><input checked="" type="checkbox"/> Print your name and address on the reverse so that we can return the card to you.</p> <p><input checked="" type="checkbox"/> Attach this card to the back of the mailpiece, or on the front if space permits.</p>	<p>A. Signature X <i>[Signature]</i> <span style="float: right;"><input type="checkbox"/> Agent <input type="checkbox"/> Addressee</span></p> <p>B. Received by (Printed Name) <i>Greg Cross</i> C. Date of Delivery <i>6/16/15</i></p> <p>D. Is delivery address different from item 1? <input type="checkbox"/> Yes If YES, enter delivery address below: <input type="checkbox"/> No</p>
<p>1. Article Addressed to:</p> <p style="text-align: center;">Burlington Resources 3401 E. 30th St. Farmington NM 87402</p> <p style="text-align: center;">LRE NW State Trio</p>	<p>3. Service Type  <input checked="" type="checkbox"/> Certified Mail® <input type="checkbox"/> Priority Mail Express™  <input type="checkbox"/> Registered <input type="checkbox"/> Return Receipt for Merchandise  <input type="checkbox"/> Insured Mail <input type="checkbox"/> Collect on Delivery         </p> <p>4. Restricted Delivery? (Extra Fee) <input type="checkbox"/> Yes</p>
<p>2. Article Number (Transfer from service label) <u>7012 1010 0000 4651 4590</u></p>	
<p>PS Form 3811, July 2013 Domestic Return Receipt</p>	

## SENDER: COMPLETE THIS SECTION

- ☐ Complete items 1, 2, and 3. Also complete item 4 if Restricted Delivery is desired.
- ☒ Print your name and address on the reverse so that we can return the card to you.
- ☒ Attach this card to the back of the mailpiece, or on the front if space permits.

1. Article Addressed to:

Chaparral Energy, LLC  
701 Cedar Lake Blvd.  
Oklahoma City OK 73114

LRE NW State Trio

2. Article Number

(Transfer from service label)

7012 1010 0000 4651 4606

PS Form 3811, July 2013

Domestic Return Receipt

## COMPLETE THIS SECTION ON DELIVERY

A. Signature

X *[Signature]*

☐ Agent☐ Addressee

B. Received by (Printed Name)

*[Signature]*

C. Date of Delivery

D. Is delivery address different from item 1? ☐ YesIf YES, enter delivery address below: ☐ No

3. Service Type

☒ Certified Mail® ☐ Priority Mail Express™☐ Registered ☐ Return Receipt for Merchandise☐ Insured Mail ☐ Collect on Delivery

4. Restricted Delivery? (Extra Fee)

☐ Yes

## SENDER: COMPLETE THIS SECTION

- ☐ Complete items 1, 2, and 3. Also complete item 4 if Restricted Delivery is desired.
- ☒ Print your name and address on the reverse so that we can return the card to you.
- ☒ Attach this card to the back of the mailpiece, or on the front if space permits.

1. Article Addressed to:

Chesapeake Exploration LLC  
P. O. Box 18496  
Oklahoma City OK 73154

LRE NW State Trio

2. Article Number

(Transfer from service label)

7012 1010 0000 4651 4613

PS Form 3811, July 2013

Domestic Return Receipt

## COMPLETE THIS SECTION ON DELIVERY

A. Signature

X *[Signature]*

☐ Agent☐ Addressee

B. Received by (Printed Name)

*[Signature]*

C. Date of Delivery

D. Is delivery address different from item 1? ☐ YesIf YES, enter delivery address below: ☐ No

3. Service Type

☒ Certified Mail® ☐ Priority Mail Express™☐ Registered ☐ Return Receipt for Merchandise☐ Insured Mail ☐ Collect on Delivery

4. Restricted Delivery? (Extra Fee)

☐ Yes

## SENDER: COMPLETE THIS SECTION

- ☐ Complete items 1, 2, and 3. Also complete item 4 if Restricted Delivery is desired.
- ☒ Print your name and address on the reverse so that we can return the card to you.
- ☒ Attach this card to the back of the mailpiece, or on the front if space permits.

1. Article Addressed to:

Chisos Ltd.  
670 Dona Ana Rd. SW  
Deming NM 88030

LRE NW State Trio

2. Article Number

(Transfer from service label)

7012 1010 0000 4651 4620

PS Form 3811, July 2013

Domestic Return Receipt

## COMPLETE THIS SECTION ON DELIVERY

A. Signature

X *[Signature]*

☒ Agent☐ Addressee

B. Received by (Printed Name)

*[Signature]*

C. Date of Delivery

D. Is delivery address different from item 1? ☐ YesIf YES, enter delivery address below: ☐ No

3. Service Type

☒ Certified Mail® ☐ Priority Mail Express™☐ Registered ☐ Return Receipt for Merchandise☐ Insured Mail ☐ Collect on Delivery

4. Restricted Delivery? (Extra Fee)

☐ Yes

SENDER: COMPLETE THIS SECTION	COMPLETE THIS SECTION ON DELIVERY
<p><input checked="" type="checkbox"/> Complete items 1, 2, and 3. A item 4 if Restricted Delivery is desired.</p> <p><input checked="" type="checkbox"/> Print your name and address on so that we can return the card to.</p> <p><input checked="" type="checkbox"/> Attach this card to the back of the or on the front if space permits.</p> <p>1. Article Addressed to:</p> <p style="text-align: center; padding: 10px;">ConocoPhillips P. O. Box 7500 Bartlesville OK 74005</p> <p style="text-align: center;">LRE NW State Trio</p>	<p>A. Signature <b>ConocoPhillips</b></p> <p><input type="checkbox"/> Agent <input type="checkbox"/> Addressee</p> <p>B. Received by (Printed Name)</p> <p>C. Date of Delivery <b>JUN 15 2015</b></p> <p>D. Is delivery address different from item 1? <input type="checkbox"/> Yes If YES, enter delivery address below: Mail Services Bartlesville, OK <input type="checkbox"/> No</p> <p>3. Service Type  <input checked="" type="checkbox"/> Certified Mail® <input type="checkbox"/> Priority Mail Express™  <input type="checkbox"/> Registered <input type="checkbox"/> Return Receipt for Merchandise  <input type="checkbox"/> Insured Mail <input type="checkbox"/> Collect on Delivery         </p> <p>4. Restricted Delivery? (Extra Fee) <input type="checkbox"/> Yes</p>
<p>2. Article Number (Transfer from service label) <b>7012 1010 0000 4651 4644</b></p> <p>PS Form 3811, July 2013 <span style="float: right;">Domestic Return Receipt</span></p>	

SENDER: COMPLETE THIS SECTION	COMPLETE THIS SECTION ON DELIVERY
<p><input checked="" type="checkbox"/> Complete items 1, 2, and 3. Also complete item 4 if Restricted Delivery is desired.</p> <p><input checked="" type="checkbox"/> Print your name and address on the reverse so that we can return the card to you.</p> <p><input checked="" type="checkbox"/> Attach this card to the back of the mailpiece, or on the front if space permits.</p> <p>1. Article Addressed to:</p> <p style="text-align: center; padding: 10px;">Walter Granberry, Jr. 4811 14th St. Lubbock TX 79416</p> <p style="text-align: center;">LRE NW State Trio</p>	<p>A. Signature <i>[Signature]</i></p> <p><input type="checkbox"/> Agent <input type="checkbox"/> Addressee</p> <p>B. Received by (Printed Name)</p> <p>C. Date of Delivery <b>JUN 25 2015</b></p> <p>D. Is delivery address different from item 1? <input type="checkbox"/> Yes If YES, enter delivery address below: <input type="checkbox"/> No</p> <p>3. Service Type  <input checked="" type="checkbox"/> Certified Mail® <input type="checkbox"/> Priority Mail Express™  <input type="checkbox"/> Registered <input type="checkbox"/> Return Receipt for Merchandise  <input type="checkbox"/> Insured Mail <input type="checkbox"/> Collect on Delivery         </p> <p>4. Restricted Delivery? (Extra Fee) <input type="checkbox"/> Yes</p>
<p>2. Article Number (Transfer from service label) <b>7012 1010 0000 4651 4699</b></p> <p>PS Form 3811, July 2013 <span style="float: right;">Domestic Return Receipt</span></p>	

SENDER: COMPLETE THIS SECTION	COMPLETE THIS SECTION ON DELIVERY
<p><input checked="" type="checkbox"/> Complete items 1, 2, and 3. Also complete item 4 if Restricted Delivery is desired.</p> <p><input checked="" type="checkbox"/> Print your name and address on the reverse so that we can return the card to you.</p> <p><input checked="" type="checkbox"/> Attach this card to the back of the mailpiece, or on the front if space permits.</p> <p>1. Article Addressed to:</p> <p style="text-align: center; padding: 10px;">John R. Gray LLC P. O. Box 400 Ruidoso NM 88355</p> <p style="text-align: center;">LRE NW State Trio</p>	<p>A. Signature <i>Misti McLaughlin</i></p> <p><input type="checkbox"/> Agent <input type="checkbox"/> Addressee</p> <p>B. Received by (Printed Name) <b>MISTI MCLAUGHLIN</b></p> <p>C. Date of Delivery <b>6-16-15</b></p> <p>D. Is delivery address different from item 1? <input type="checkbox"/> Yes If YES, enter delivery address below: <input type="checkbox"/> No</p> <p>3. Service Type  <input checked="" type="checkbox"/> Certified Mail® <input type="checkbox"/> Priority Mail Express™  <input type="checkbox"/> Registered <input type="checkbox"/> Return Receipt for Merchandise  <input type="checkbox"/> Insured Mail <input type="checkbox"/> Collect on Delivery         </p> <p>4. Restricted Delivery? (Extra Fee) <input type="checkbox"/> Yes</p>
<p>2. Article Number (Transfer from service label) <b>7012 1010 0000 4651 4705</b></p> <p>PS Form 3811, July 2013 <span style="float: right;">Domestic Return Receipt</span></p>	



## SENDER: COMPLETE THIS SECTION

- ☒ Complete items 1, 2, and 4 if Restricted Delivery is desired.
- ☒ Print your name and address on the reverse so that we can return the card to you.
- ☒ Attach this card to the back of the mailpiece, or on the front if space permits.

## ACTION

so complete desired on the reverse to you, the mailpiece,

1. Article Addressed to:

Clayton Williams Energy Inc.  
6 Desta Dr., Suite 3000  
Midland TX 79705

LRE NW State Trio

2. Article Number  
(Transfer from service label)

7012 1010 0000 4651 4637

PS Form 3811, July 2013

Return Receipt

## COMPLETE THIS SECTION ON DELIVERY

A. Signature

☒ *[Signature]* ☐ Agent  
☐ Addressed

B. Received by (Printed Name)

*T. Parnell*

C. Date of Delivery

D. Is delivery address different from item 1? ☐ Yes  
If YES, enter delivery address below: ☐ No

3. Service Type

☒ Certified Mail® ☐ Priority Mail Express™  
☐ Registered ☐ Return Receipt for Merchandise  
☐ Insured Mail ☐ Collect on Delivery

4. Restricted Delivery? (Extra Fee) ☐ Yes

## SENDER: COMPLETE THIS SECTION

- ☒ Complete items 1, 2, and 3. Also complete item 4 if Restricted Delivery is desired.
- ☒ Print your name and address on the reverse so that we can return the card to you.
- ☒ Attach this card to the back of the mailpiece, or on the front if space permits.

1. Article Addressed to:

Yates Energy Corp.  
P. O. Box 2323  
Roswell NM 88202

LRE NW State Trio

2. Article Number  
(Transfer from service label)

7012 1010 0000 4651 4859

PS Form 3811, July 2013

Domestic Return Receipt

## COMPLETE THIS SECTION ON DELIVERY

A. Signature

☒ *[Signature]* ☐ Agent  
☐ Addressee

B. Received by (Printed Name)

*PAT Escalante*

C. Date of Delivery

D. Is delivery address different from item 1? ☐ Yes  
If YES, enter delivery address below: ☐ No

3. Service Type

☒ Certified Mail® ☐ Priority Mail Express™  
☐ Registered ☐ Return Receipt for Merchandise  
☐ Insured Mail ☐ Collect on Delivery

4. Restricted Delivery? (Extra Fee) ☐ Yes

## SENDER: COMPLETE THIS SECTION

- ☒ Complete items 1, 2, and 3. Also complete item 4 if Restricted Delivery is desired.
- ☒ Print your name and address on the reverse so that we can return the card to you.
- ☒ Attach this card to the back of the mailpiece, or on the front if space permits.

1. Article Addressed to:

The Salient Zarvona Energy Fund  
4625 San Felipe St., Suite 1040  
Houston TX 77027

LRE NW State Trio

2. Article Number  
(Transfer from service label)

7012 1010 0000 4651 4835

PS Form 3811, July 2013

Domestic Return Receipt

## COMPLETE THIS SECTION ON DELIVERY

A. Signature

☒ *[Signature]* ☐ Agent  
☐ Addressee

B. Received by (Printed Name)

*Paul T. Herd*

C. Date of Delivery

D. Is delivery address different from item 1? ☐ Yes  
If YES, enter delivery address below: ☐ No

3. Service Type

☒ Certified Mail® ☐ Priority Mail Express™  
☐ Registered ☐ Return Receipt for Merchandise  
☐ Insured Mail ☐ Collect on Delivery

4. Restricted Delivery? (Extra Fee) ☐ Yes

**SENDER: COMPLETE THIS SECTION**

- ☒ Complete items 1, 2, and 3. Also complete item 4 if Restricted Delivery is desired.
- ☒ Print your name and address on the reverse so that we can return the card to you.
- ☒ Attach this card to the back of the mailpiece, or on the front if space permits.

1. Article Addressed to:

Jalapeno Corp.  
P. O. Box 1608  
Albuquerque NM 87103

LRE NW State Trio

2. Article Number

(Transfer from service label)


7012 1010 0000 4651 4712

PS Form 3811, July 2013

Domestic Return Receipt

**COMPLETE THIS SECTION ON DELIVERY**

A. Signature

☐ Agent  
☐ Addressee

B. Received by (Printed Name)

C. Date of Delivery

D. Is delivery address different from item 1? ☐ YesIf YES, enter delivery address below: ☒ No

JUN 17 2015

3. Service Type

☒ Certified Mail® ☐ Priority Mail Express™☐ Registered ☐ Return Receipt for Merchandise☐ Insured Mail ☒ Collect on Delivery

4. Restricted Delivery? (Extra Fee)

☐ Yes**SENDER: COMPLETE THIS SECTION**

- ☒ Complete items 1, 2, and 3. Also complete item 4 if Restricted Delivery is desired.
- ☒ Print your name and address on the reverse so that we can return the card to you.
- ☒ Attach this card to the back of the mailpiece, or on the front if space permits.

1. Article Addressed to:

Khody Land & Minerals Co.  
210 Park Ave., Suite 900  
Oklahoma City OK 73102

LRE NW State Trio

2. Article Number

(Transfer from service label)


7012 1010 0000 4651 4729

PS Form 3811, July 2013

Domestic Return Receipt

**COMPLETE THIS SECTION ON DELIVERY**

A. Signature

☐ Agent  
☐ Addressee

B. Received by (Printed Name)

C. Date of Delivery

D. Is delivery address different from item 1? ☐ YesIf YES, enter delivery address below: ☐ No

3. Service Type

☒ Certified Mail® ☐ Priority Mail Express™☐ Registered ☐ Return Receipt for Merchandise☐ Insured Mail ☐ Collect on Delivery

4. Restricted Delivery? (Extra Fee)

☐ Yes**SENDER: COMPLETE THIS SECTION**

- ☒ Complete items 1, 2, and 3. Also complete item 4 if Restricted Delivery is desired.
- ☒ Print your name and address on the reverse so that we can return the card to you.
- ☒ Attach this card to the back of the mailpiece, or on the front if space permits.

1. Article Addressed to:

Nearburg Expl. Co. LLC  
3300 N. A Street, Suite 120  
Midland TX 79705

LRE NW State Trio

2. Article Number

(Transfer from service label)

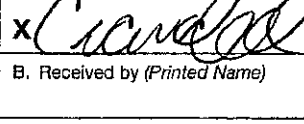
7012 1010 0000 4651 4743

PS Form 3811, July 2013

Domestic Return Receipt

**COMPLETE THIS SECTION ON DELIVERY**

A. Signature

☐ Agent  
☐ Addressee

B. Received by (Printed Name)

C. Date of Delivery

D. Is delivery address different from item 1? ☐ YesIf YES, enter delivery address below: ☐ No

3. Service Type

☒ Certified Mail® ☐ Priority Mail Express™☐ Registered ☐ Return Receipt for Merchandise☐ Insured Mail ☐ Collect on Delivery

4. Restricted Delivery? (Extra Fee)

☐ Yes

SENDER: COMPLETE THIS SECTION	COMPLETE THIS SECTION ON DELIVERY
<p><input checked="" type="checkbox"/> Complete items 1, 2, and 3. Also complete item 4 if Restricted Delivery is desired.</p> <p><input checked="" type="checkbox"/> Print your name and address on the reverse so that we can return the card to you.</p> <p><input checked="" type="checkbox"/> Attach this card to the back of the mailpiece, or on the front if space permits.</p>	<p>A. Signature  <input checked="" type="checkbox"/> Agent  <input type="checkbox"/> Addressee  <i>Thomas Horton</i></p> <p>B. Received by (Printed Name) <i>Thomas Horton</i> C. Date of Delivery <i>6-16</i></p> <p>D. Is delivery address different from item 1? <input type="checkbox"/> Yes            If YES, enter delivery address below: <input type="checkbox"/> No</p>
<p>1. Article Addressed to:</p> <p style="text-align: center;">Charles E. Nearburg            P. O. Box 823085            Dallas TX 75382</p> <p style="text-align: center;">LRE NW State Trio</p>	<p>3. Service Type  <input checked="" type="checkbox"/> Certified Mail® <input type="checkbox"/> Priority Mail Express™  <input type="checkbox"/> Registered <input type="checkbox"/> Return Receipt for Merchandise  <input type="checkbox"/> Insured Mail <input type="checkbox"/> Collect on Delivery</p> <p>4. Restricted Delivery? (Extra Fee) <input type="checkbox"/> Yes</p>
<p>2. Article Number (Transfer from service label) <b>7012 1010 0000 4651 4736</b></p>	
<p>PS Form 3811, July 2013 Domestic Return Receipt</p>	

SENDER: COMPLETE THIS SECTION	COMPLETE THIS SECTION ON DELIVERY
<p><input checked="" type="checkbox"/> Complete items 1, 2, and 3. Also complete item 4 if Restricted Delivery is desired.</p> <p><input checked="" type="checkbox"/> Print your name and address on the reverse so that we can return the card to you.</p> <p><input checked="" type="checkbox"/> Attach this card to the back of the mailpiece, or on the front if space permits.</p>	<p>A. Signature  <input checked="" type="checkbox"/> Agent  <input type="checkbox"/> Addressee  <i>[Signature]</i></p> <p>B. Received by (Printed Name) <i>THOMAS HORTON</i> C. Date of Delivery <i>6-16</i></p> <p>D. Is delivery address different from item 1? <input type="checkbox"/> Yes            If YES, enter delivery address below: <input type="checkbox"/> No</p>
<p>1. Article Addressed to:</p> <p style="text-align: center;">Occidental Permian Ltd.            P. O. Box 4294            Houston TX 77210</p> <p style="text-align: center;">LRE NW State Trio</p>	<p>3. Service Type  <input checked="" type="checkbox"/> Certified Mail® <input type="checkbox"/> Priority Mail Express™  <input type="checkbox"/> Registered <input type="checkbox"/> Return Receipt for Merchandise  <input type="checkbox"/> Insured Mail <input type="checkbox"/> Collect on Delivery</p> <p>4. Restricted Delivery? (Extra Fee) <input type="checkbox"/> Yes</p>
<p>2. Article Number (Transfer from service label) <b>7012 1010 0000 4651 4767</b></p>	
<p>PS Form 3811, July 2013 Domestic Return Receipt</p>	

SENDER: COMPLETE THIS SECTION	COMPLETE THIS SECTION ON DELIVERY
<p><input checked="" type="checkbox"/> Complete items 1, 2, and 3. Also complete item 4 if Restricted Delivery is desired.</p> <p><input checked="" type="checkbox"/> Print your name and address on the reverse so that we can return the card to you.</p> <p><input checked="" type="checkbox"/> Attach this card to the back of the mailpiece, or on the front if space permits.</p>	<p>A. Signature  <input checked="" type="checkbox"/> Agent  <input type="checkbox"/> Addressee  <i>Stratos Legal</i></p> <p>B. Received by (Printed Name) <i>Merry Move</i> C. Date of Delivery <i>JUN 15 2015</i></p> <p>D. Is delivery address different from item 1? <input type="checkbox"/> Yes            If YES, enter delivery address below: <input type="checkbox"/> No</p>
<p>1. Article Addressed to:</p> <p style="text-align: center;">Overton Energy Investments VI LLC            4265 San Felipe, Suite 1040            Houston TX 77027</p> <p style="text-align: center;">LRE NW State Trio</p>	<p>3. Service Type  <input checked="" type="checkbox"/> Certified Mail® <input type="checkbox"/> Priority Mail Express™  <input type="checkbox"/> Registered <input type="checkbox"/> Return Receipt for Merchandise  <input type="checkbox"/> Insured Mail <input type="checkbox"/> Collect on Delivery</p> <p>4. Restricted Delivery? (Extra Fee) <input type="checkbox"/> Yes</p>
<p>2. Article Number (Transfer from service label) <b>7012 1010 0000 4651 4774</b></p>	
<p>PS Form 3811, July 2013 Domestic Return Receipt</p>	

## SENDER: COMPLETE THIS SECTION

- ☒ Complete items 1, 2, and 3. Also complete item 4 if Restricted Delivery is desired.
- ☒ Print your name and address on the reverse so that we can return the card to you.
- ☒ Attach this card to the back of the mailpiece, or on the front if space permits.

1. Article Addressed to:

OXY USA WTP LP  
P. O. Box 50250  
Midland TX 79710

LRE NW State Trio

2. Article Number

(Transfer from service label)

7012 1010 0000 4651 4781

PS Form 3811, July 2013

Domestic Return Receipt

## COMPLETE THIS SECTION ON DELIVERY

A. Signature

X

☐ Agent☐ Addressee

B. Received by (Printed Name)

Ashley Nelson

C. Date of Delivery

6/16/13

D. Is delivery address different from item 1? ☐ Yes  
If YES, enter delivery address below: ☐ No

3. Service Type

☒ Certified Mail® ☐ Priority Mail Express™☐ Registered ☐ Return Receipt for Merchandise☐ Insured Mail ☐ Collect on Delivery

4. Restricted Delivery? (Extra Fee)

☐ Yes

## SENDER: COMPLETE THIS SECTION

- ☒ Complete items 1, 2, and 3. Also complete item 4 if Restricted Delivery is desired.
- ☒ Print your name and address on the reverse so that we can return the card to you.
- ☒ Attach this card to the back of the mailpiece, or on the front if space permits.

1. Article Addressed to:

RSE Partners I LP  
3141 Hood St, Suite 350  
Dallas TX 75219

LRE NW State Trio

2. Article Number

(Transfer from service label)

7012 1010 0000 4651 4866

PS Form 3811, July 2013

Domestic Return Receipt

## COMPLETE THIS SECTION ON DELIVERY

A. Signature

X

☐ Agent☐ Addressee

B. Received by (Printed Name)

Ellen Jackson

C. Date of Delivery

6/15/13

D. Is delivery address different from item 1? ☐ Yes  
If YES, enter delivery address below: ☐ No

3. Service Type

☒ Certified Mail® ☐ Priority Mail Express™☐ Registered ☐ Return Receipt for Merchandise☐ Insured Mail ☐ Collect on Delivery

4. Restricted Delivery? (Extra Fee)

☐ Yes

## SENDER: COMPLETE THIS SECTION

- ☒ Complete items 1, 2, and 3. Also complete item 4 if Restricted Delivery is desired.
- ☒ Print your name and address on the reverse so that we can return the card to you.
- ☒ Attach this card to the back of the mailpiece, or on the front if space permits.

1. Article Addressed to:

SDX Resources Inc.  
507 N. Marienfeld  
Midland TX 79705

LRE NW State Trio

2. Article Number

(Transfer from service label)

7012 1010 0000 4651 4811

PS Form 3811, July 2013

Domestic Return Receipt

## COMPLETE THIS SECTION ON DELIVERY

A. Signature

X

☐ Agent☐ Addressee

B. Received by (Printed Name)

BARBARA WICKHAM

C. Date of Delivery

D. Is delivery address different from item 1? ☐ Yes  
If YES, enter delivery address below: ☐ No

3. Service Type

☒ Certified Mail® ☐ Priority Mail Express™☐ Registered ☐ Return Receipt for Merchandise☐ Insured Mail ☐ Collect on Delivery

4. Restricted Delivery? (Extra Fee)

☐ Yes

## SENDER: COMPLETE THIS SECTION

- ☒ Complete items 1, 2, and 3. Also complete item 4 if Restricted Delivery is desired.
- ☒ Print your name and address on the reverse so that we can return the card to you.
- ☒ Attach this card to the back of the mailpiece, or on the front if space permits.

1. Article Addressed to:

SDX Properties Inc.  
P. O. Box 5061  
Midland TX 79704

LRE NW State Trio

2. Article Number  
(Transfer from service label)

7012 1010 0000 4651 4804

PS Form 3811, July 2013

Domestic Return Receipt

## COMPLETE THIS SECTION ON DELIVERY

- A. Signature ☒ Agent  
*Barbara Wickham* ☒ Addressee
- B. Received by (Printed Name) *BARBARA WICKHAM* C. Date of Delivery
- D. Is delivery address different from item 1? ☐ Yes  
If YES, enter delivery address below: ☐ No

3. Service Type  
☒ Certified Mail® ☐ Priority Mail Express™  
☐ Registered ☐ Return Receipt for Merchandise  
☐ Insured Mail ☐ Collect on Delivery

4. Restricted Delivery? (Extra Fee) ☐ Yes

## SENDER: COMPLETE THIS SECTION

- ☒ Complete items 1, 2, and 3. Also complete item 4 if Restricted Delivery is desired.
- ☒ Print your name and address on the reverse so that we can return the card to you.
- ☒ Attach this card to the back of the mailpiece, or on the front if space permits.

1. Article Addressed to:

States Ltd.  
P. O. Box 911  
Breckenridge TX 76424

LRE NW State Trio

2. Article Number  
(Transfer from service label)

7012 1010 0000 4651 4828

PS Form 3811, July 2013

Domestic Return Receipt

## COMPLETE THIS SECTION ON DELIVERY

- A. Signature ☒ Agent  
*Paula Meadows* ☒ Addressee
- B. Received by (Printed Name) *Paula Meadows* C. Date of Delivery *6-15-13*
- D. Is delivery address different from item 1? ☐ Yes  
If YES, enter delivery address below: ☐ No

3. Service Type  
☒ Certified Mail® ☐ Priority Mail Express™  
☐ Registered ☐ Return Receipt for Merchandise  
☐ Insured Mail ☐ Collect on Delivery

4. Restricted Delivery? (Extra Fee) ☐ Yes

## SENDER: COMPLETE THIS SECTION

- ☒ Complete items 1, 2, and 3. Also complete item 4 if Restricted Delivery is desired.
- ☒ Print your name and address on the reverse so that we can return the card to you.
- ☒ Attach this card to the back of the mailpiece, or on the front if space permits.

1. Article Addressed to:

Sheldon Vilas Trust c/o Gary Allen Trustee  
P. O. Box 1872  
Kingsland TX 78639

LRE NW State Trio

2. Article Number  
(Transfer from service label)

7012 1010 0000 4651 4842

PS Form 3811, July 2013

Domestic Return Receipt

## COMPLETE THIS SECTION ON DELIVERY

- A. Signature ☒ Agent  
*Philip V. Lee* ☒ Addressee
- B. Received by (Printed Name) *Philip V. Lee* C. Date of Delivery *7-2-15*
- D. Is delivery address different from item 1? ☐ Yes  
If YES, enter delivery address below: ☐ No

3. Service Type  
☒ Certified Mail® ☐ Priority Mail Express™  
☐ Registered ☐ Return Receipt for Merchandise  
☐ Insured Mail ☐ Collect on Delivery

4. Restricted Delivery? (Extra Fee) ☐ Yes

SENDER: COMPLETE THIS SECTION	COMPLETE THIS SECTION ON DELIVERY												
<p><input type="checkbox"/> Complete items 1, 2, and 3.</p> <p><input type="checkbox"/> Print your name and address on the reverse so that we can return the card to you.</p> <p><input type="checkbox"/> Attach this card to the back of the mailpiece, or on the front if space permits.</p> <p>1. Article Addressed to:</p> <p style="text-align: center;">Devon Energy Production Company, Inc. 333 West Sheridan Ave. Oklahoma City OK 73102</p> <p style="text-align: right;">9590 9403 0106 5077 6796 78 LRE-NW State Inc</p>	<p>A. Signature <b>X</b> <i>C. Barnett</i> <input type="checkbox"/> Agent <input checked="" type="checkbox"/> Addressee</p> <p>B. Received by (Printed Name) _____ C. Date of Delivery _____</p> <p>D. Is delivery address different from item 1? <input type="checkbox"/> Yes If YES, enter delivery address below: <input type="checkbox"/> No</p>												
<p>2. Article Number (Transfer from service label) 7015 0640 0000 6218 5861</p>	<p>3. Service Type</p> <table style="width: 100%;"> <tr> <td><input type="checkbox"/> Adult Signature</td> <td><input type="checkbox"/> Priority Mail Express®</td> </tr> <tr> <td><input type="checkbox"/> Adult Signature Restricted Delivery</td> <td><input type="checkbox"/> Registered Mail™</td> </tr> <tr> <td><input checked="" type="checkbox"/> Certified Mail®</td> <td><input type="checkbox"/> Registered Mail Restricted Delivery</td> </tr> <tr> <td><input type="checkbox"/> Certified Mail Restricted Delivery</td> <td><input type="checkbox"/> Return Receipt for Merchandise</td> </tr> <tr> <td><input type="checkbox"/> Collect on Delivery</td> <td><input type="checkbox"/> Signature Confirmation™</td> </tr> <tr> <td><input type="checkbox"/> Collect on Delivery Restricted Delivery</td> <td><input type="checkbox"/> Signature Confirmation Restricted Delivery</td> </tr> </table> <p style="text-align: right;">Restricted Delivery (over \$500)</p>	<input type="checkbox"/> Adult Signature	<input type="checkbox"/> Priority Mail Express®	<input type="checkbox"/> Adult Signature Restricted Delivery	<input type="checkbox"/> Registered Mail™	<input checked="" type="checkbox"/> Certified Mail®	<input type="checkbox"/> Registered Mail Restricted Delivery	<input type="checkbox"/> Certified Mail Restricted Delivery	<input type="checkbox"/> Return Receipt for Merchandise	<input type="checkbox"/> Collect on Delivery	<input type="checkbox"/> Signature Confirmation™	<input type="checkbox"/> Collect on Delivery Restricted Delivery	<input type="checkbox"/> Signature Confirmation Restricted Delivery
<input type="checkbox"/> Adult Signature	<input type="checkbox"/> Priority Mail Express®												
<input type="checkbox"/> Adult Signature Restricted Delivery	<input type="checkbox"/> Registered Mail™												
<input checked="" type="checkbox"/> Certified Mail®	<input type="checkbox"/> Registered Mail Restricted Delivery												
<input type="checkbox"/> Certified Mail Restricted Delivery	<input type="checkbox"/> Return Receipt for Merchandise												
<input type="checkbox"/> Collect on Delivery	<input type="checkbox"/> Signature Confirmation™												
<input type="checkbox"/> Collect on Delivery Restricted Delivery	<input type="checkbox"/> Signature Confirmation Restricted Delivery												

PS Form 3811, April 2015 PSN 7530-02-000-9053

Domestic Return Receipt

SENDER: COMPLETE THIS SECTION	COMPLETE THIS SECTION ON DELIVERY												
<p><input type="checkbox"/> Complete items 1, 2, and 3.</p> <p><input type="checkbox"/> Print your name and address on the reverse so that we can return the card to you.</p> <p><input type="checkbox"/> Attach this card to the back of the mailpiece, or on the front if space permits.</p> <p>1. Article Addressed to:</p> <p style="text-align: center;">Marathon Oil Co. P. O. Box 2069 Houston TX 77252</p> <p style="text-align: right;">9590 9403 0106 5077 6796 61 LRE-NW State Inc</p>	<p>A. Signature <b>X</b> <i>Chad PO</i> <input type="checkbox"/> Agent <input checked="" type="checkbox"/> Addressee</p> <p>B. Received by (Printed Name) _____ C. Date of Delivery _____</p> <p>D. Is delivery address different from item 1? <input type="checkbox"/> Yes If YES, enter delivery address below: <input type="checkbox"/> No</p>												
<p>2. Article Number (Transfer from service label) 7015 0640 0000 6218 5854</p>	<p>3. Service Type</p> <table style="width: 100%;"> <tr> <td><input type="checkbox"/> Adult Signature</td> <td><input type="checkbox"/> Priority Mail Express®</td> </tr> <tr> <td><input type="checkbox"/> Adult Signature Restricted Delivery</td> <td><input type="checkbox"/> Registered Mail™</td> </tr> <tr> <td><input checked="" type="checkbox"/> Certified Mail®</td> <td><input type="checkbox"/> Registered Mail Restricted Delivery</td> </tr> <tr> <td><input type="checkbox"/> Certified Mail Restricted Delivery</td> <td><input type="checkbox"/> Return Receipt for Merchandise</td> </tr> <tr> <td><input type="checkbox"/> Collect on Delivery</td> <td><input type="checkbox"/> Signature Confirmation™</td> </tr> <tr> <td><input type="checkbox"/> Collect on Delivery Restricted Delivery</td> <td><input type="checkbox"/> Signature Confirmation Restricted Delivery</td> </tr> </table> <p style="text-align: right;">Restricted Delivery (over \$500)</p>	<input type="checkbox"/> Adult Signature	<input type="checkbox"/> Priority Mail Express®	<input type="checkbox"/> Adult Signature Restricted Delivery	<input type="checkbox"/> Registered Mail™	<input checked="" type="checkbox"/> Certified Mail®	<input type="checkbox"/> Registered Mail Restricted Delivery	<input type="checkbox"/> Certified Mail Restricted Delivery	<input type="checkbox"/> Return Receipt for Merchandise	<input type="checkbox"/> Collect on Delivery	<input type="checkbox"/> Signature Confirmation™	<input type="checkbox"/> Collect on Delivery Restricted Delivery	<input type="checkbox"/> Signature Confirmation Restricted Delivery
<input type="checkbox"/> Adult Signature	<input type="checkbox"/> Priority Mail Express®												
<input type="checkbox"/> Adult Signature Restricted Delivery	<input type="checkbox"/> Registered Mail™												
<input checked="" type="checkbox"/> Certified Mail®	<input type="checkbox"/> Registered Mail Restricted Delivery												
<input type="checkbox"/> Certified Mail Restricted Delivery	<input type="checkbox"/> Return Receipt for Merchandise												
<input type="checkbox"/> Collect on Delivery	<input type="checkbox"/> Signature Confirmation™												
<input type="checkbox"/> Collect on Delivery Restricted Delivery	<input type="checkbox"/> Signature Confirmation Restricted Delivery												

PS Form 3811, April 2015 PSN 7530-02-000-9053

Domestic Return Receipt

SENDER: COMPLETE THIS SECTION	COMPLETE THIS SECTION ON DELIVERY												
<p><input type="checkbox"/> Complete items 1, 2, and 3.</p> <p><input type="checkbox"/> Print your name and address on the reverse so that we can return the card to you.</p> <p><input type="checkbox"/> Attach this card to the back of the mailpiece, or on the front if space permits.</p> <p>1. Article Addressed to:</p> <p style="text-align: center;">RKI Exploration &amp; Production Company, LLC 210 Park Ave., Suite 900 Oklahoma City OK 73102</p> <p style="text-align: right;">9590 9403 0106 5077 6796 85 LRE-NW State Inc</p>	<p>A. Signature <b>X</b> <i>Cherie Smith</i> <input type="checkbox"/> Agent <input checked="" type="checkbox"/> Addressee</p> <p>B. Received by (Printed Name) _____ C. Date of Delivery <i>7/1/15</i></p> <p>D. Is delivery address different from item 1? <input type="checkbox"/> Yes If YES, enter delivery address below: <input type="checkbox"/> No</p>												
<p>2. Article Number (Transfer from service label) 7015 0640 0000 6218 5847</p>	<p>3. Service Type</p> <table style="width: 100%;"> <tr> <td><input type="checkbox"/> Adult Signature</td> <td><input type="checkbox"/> Priority Mail Express®</td> </tr> <tr> <td><input type="checkbox"/> Adult Signature Restricted Delivery</td> <td><input type="checkbox"/> Registered Mail™</td> </tr> <tr> <td><input checked="" type="checkbox"/> Certified Mail®</td> <td><input type="checkbox"/> Registered Mail Restricted Delivery</td> </tr> <tr> <td><input type="checkbox"/> Certified Mail Restricted Delivery</td> <td><input type="checkbox"/> Return Receipt for Merchandise</td> </tr> <tr> <td><input type="checkbox"/> Collect on Delivery</td> <td><input type="checkbox"/> Signature Confirmation™</td> </tr> <tr> <td><input type="checkbox"/> Collect on Delivery Restricted Delivery</td> <td><input type="checkbox"/> Signature Confirmation Restricted Delivery</td> </tr> </table> <p style="text-align: right;">Restricted Delivery (over \$500)</p>	<input type="checkbox"/> Adult Signature	<input type="checkbox"/> Priority Mail Express®	<input type="checkbox"/> Adult Signature Restricted Delivery	<input type="checkbox"/> Registered Mail™	<input checked="" type="checkbox"/> Certified Mail®	<input type="checkbox"/> Registered Mail Restricted Delivery	<input type="checkbox"/> Certified Mail Restricted Delivery	<input type="checkbox"/> Return Receipt for Merchandise	<input type="checkbox"/> Collect on Delivery	<input type="checkbox"/> Signature Confirmation™	<input type="checkbox"/> Collect on Delivery Restricted Delivery	<input type="checkbox"/> Signature Confirmation Restricted Delivery
<input type="checkbox"/> Adult Signature	<input type="checkbox"/> Priority Mail Express®												
<input type="checkbox"/> Adult Signature Restricted Delivery	<input type="checkbox"/> Registered Mail™												
<input checked="" type="checkbox"/> Certified Mail®	<input type="checkbox"/> Registered Mail Restricted Delivery												
<input type="checkbox"/> Certified Mail Restricted Delivery	<input type="checkbox"/> Return Receipt for Merchandise												
<input type="checkbox"/> Collect on Delivery	<input type="checkbox"/> Signature Confirmation™												
<input type="checkbox"/> Collect on Delivery Restricted Delivery	<input type="checkbox"/> Signature Confirmation Restricted Delivery												

PS Form 3811, April 2015 PSN 7530-02-000-9053

Domestic Return Receipt



# USPS Tracking™



Customer Service ›  
Have questions? We're here to help.



Get Easy Tracking Updates ›  
Sign up for My USPS.

Tracking Number: 70121010000046514651

Updated Delivery Day: Monday, June 15, 2015

## Product & Tracking Information

Postal Product:

Features:

Certified Mail™

Text Updates

Email Updates

DATE & TIME	STATUS OF ITEM	LOCATION
June 15, 2015 , 12:02 pm	Delivered	MIDLAND, TX 79701

Your item was delivered at 12:02 pm on June 15, 2015 in MIDLAND, TX 79701

June 15, 2015 , 6:56 am	Out for Delivery	MIDLAND, TX 79701
June 15, 2015 , 6:46 am	Sorting Complete	MIDLAND, TX 79701
June 15, 2015 , 4:02 am	Arrived at Unit	MIDLAND, TX 79701
June 13, 2015 , 9:57 pm	Departed USPS Facility	ALBUQUERQUE, NM 87121
June 13, 2015 , 9:14 pm	Arrived at USPS Facility	ALBUQUERQUE, NM 87121

## Manage Incoming Packages

Track all your packages from a dashboard.  
No tracking numbers necessary.

Sign up for My USPS ›



Tr  
Tra  
7012  
1010  
0000  
4651  
4651

Track It

U.S. Postal Service™  
**CERTIFIED MAIL™ RECEIPT**  
(Domestic Mail Only; No Insurance Coverage Provided)  
For delivery information, visit our website at [www.usps.com](http://www.usps.com)

**OFFICIAL**

Postage \$ JUN 10 2015

Certified Fee

Return Receipt Fee (Endorsement Required)

Restricted Delivery Fee (Endorsement Required)

Total Postage & Fees \$

Postmark Here

Sent To  
COG Operating LLC &  
Concho Oil & Gas LLC  
600 W. Illinois Ave.  
Midland TX 79701  
LRE NW State Trio

PS Form 3800, August 2006 See Reverse for Instructions



# USPS Tracking™

[Customer Service ›](#)

Have questions? We're here to help.

[Get Easy Tracking Updates ›](#)

Sign up for My USPS.

Tracking Number: 7012101000046514750

Updated Delivery Day: Tuesday, June 16, 2015

## Product & Tracking Information

Postal Product:

Features:

Certified Mail™

DATE &amp; TIME

STATUS OF ITEM

LOCATION

June 16, 2015, 7:46 am

Delivered

SANTA FE, NM 87504

Your item was delivered at 7:46 am on June 16, 2015 in SANTA FE, NM 87504

June 16, 2015, 7:45 am

Arrived at Unit

SANTA FE, NM 87594

## Available Actions

[Text Updates](#)[Email Updates](#)

## Track Another Package

Tracking (or receipt) number

[Track It](#)

## Manage Incoming Packages

Track all your packages from a dashboard.  
No tracking numbers necessary.[Sign up for My USPS ›](#)

U.S. Postal Service™  
**CERTIFIED MAIL™ RECEIPT**  
(Domestic Mail Only; No Insurance Coverage Provided)  
For delivery information visit our website at [www.usps.com](http://www.usps.com)

**OFFICIAL USE**

Postage: \$5.00  
Certified Fee: \$2.00  
Return Receipt Fee (Endorsement Required): \$2.00  
Restricted Delivery Fee (Endorsement Required): \$2.00  
Total Postage & Fees: \$11.00

7012 1010 0000 4651 4750

SENT TO: NM State Land Office  
P.O. Box 1148  
Santa Fe NM 87504  
City, State, ZIP+4: LRE NW State Trio

PS Form 3800, August 2006 See Reverse for Instructions

### OTHER USPS SITES

[Business Customer Gateway](#)  
[Postal Inspectors](#)  
[Inspector General](#)  
[Postal Explorer](#)  
[National Postal Museum](#)  
[Resources for Developers](#)

### LEGAL INFORMATION

[Privacy Policy](#)  
[Terms of Use](#)  
[FOIA](#)  
[No FEAR Act EEO Data](#)





# USPS Tracking™



Customer Service ›

Have questions? We're here to help.



Get Easy Tracking Updates ›

Sign up for My USPS.

Tracking Number: 70121010000046514798

Updated Delivery Day: Tuesday, June 16, 2015

## Product & Tracking Information

Postal Product:

Features:

Certified Mail™

Text Updates

Email Updates

DATE & TIME

STATUS OF ITEM

LOCATION

June 17, 2015, 10:48 am

Delivered

MIDLAND, TX 79701

Your item was delivered at 10:48 am on June 17, 2015 in MIDLAND, TX 79701

June 15, 2015, 12:53 pm

Available for Pickup

MIDLAND, TX 79702

June 15, 2015, 12:52 pm

Arrived at Unit

MIDLAND, TX 79701

June 15, 2015, 10:35 am

Out for Delivery

MIDLAND, TX 79701

June 15, 2015, 10:25 am

Sorting Complete

MIDLAND, TX 79701

June 13, 2015, 9:57 pm

Departed USPS Facility

ALBUQUERQUE, NM 87121

June 13, 2015, 9:14 pm

Arrived at USPS Facility

ALBUQUERQUE, NM 87121

## Manage Incoming Packages

Track all your packages from a dashboard.  
No tracking numbers necessary.

Sign up for My USPS ›



Track It

U.S. Postal Service™

**CERTIFIED MAIL™ RECEIPT**

(Domestic Mail Only; No Insurance Coverage Provided)

For delivery information visit our website at [www.usps.com](http://www.usps.com)

**OFFICIAL USE**

Postage

\$

Certified Fee

\$

Return Receipt Fee  
(Endorsement Required)

\$

Restricted Delivery Fee  
(Endorsement Required)

\$

Total Postage & Fees

\$

Sent To

Wesley W. Perry

Street, Apt. No.,  
or PO Box No.

P.O. Box 371

City, State, ZIP+4

Midland TX 79702  
LRE NW State Trio

7012 1010 0000 4651 4798



# USPS Tracking™



Customer Service ›

Have questions? We're here to help.



Get Easy Tracking Updates ›

Sign up for My USPS.

Tracking Number: 70121010000046514668

## Product & Tracking Information

Postal Product:

Features:

Certified Mail™

Text Updates

DATE & TIME

STATUS OF ITEM

LOCATION

Email Updates

June 15, 2015 , 4:56 am

Departed USPS Facility

DALLAS, TX 75260

Your item departed our USPS facility in DALLAS, TX 75260 on June 15, 2015 at 4:56 am. The item is currently in transit to the destination.

June 15, 2015 , 3:41 am

Arrived at USPS Facility

DALLAS, TX 75260

June 13, 2015 , 9:57 pm

Departed USPS Facility

ALBUQUERQUE, NM 87121

June 13, 2015 , 9:14 pm

Arrived at USPS Facility

ALBUQUERQUE, NM 87121

## Available Actions

## Track Another Package

Tracking (or receipt) number

Track It

## Manage Incoming Packages

Track all your packages from a dashboard.  
No tracking numbers necessary.

Sign up for My USPS ›



7012 1010 0000 4651 4668

U.S. Postal Service™  
**CERTIFIED MAIL™ RECEIPT**  
(Domestic Mail Only; No Insurance Coverage Provided)

For delivery information visit our website at [www.usps.com](http://www.usps.com)

**OFFICIAL USE**

Postage \$  
Certified Fee \$  
Return Receipt Fee (Endorsement Required)  
Restricted Delivery Fee (Endorsement Required)  
Total Postage & Fees \$

RECEIVED JUN 10 2015

87552

Sent To  
Street, Apt. No., or PO Box No.  
City, State, ZIP+4

Cross Border Resources  
2515 McKinney Ave., Suite 900  
Dallas TX 75201  
LRE NW State Trio

PS Form 3800, August 2006 See Reverse for Instructions

### OTHER USPS SITES

Business Customer Gateway  
Postal Inspectors  
Inspector General  
Postal Explorer  
National Postal Museum  
Resources for Developers

### LEGAL INFORMATION

Privacy Policy  
Terms of Use  
FOIA  
No FEAR Act EEO Data