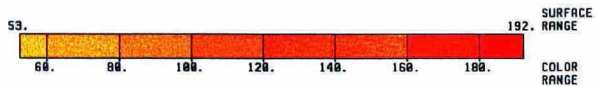




BURLINGTON RESOURCES  
SAN JUAN DIVISION

T20N - R6W  
MIDDLE LEWIS MARKER STRUCTURE  
CONTOUR INTERVAL = 50 FT.



BURLINGTON RESOURCES  
 SAN JUAN DIVISION

T20N - 6W  
 PICTURED CLIFFS GROSS ISOPACH  
 CONTOUR INTERVAL = 20 FT.



BURLINGTON RESOURCES  
S&A DIVISION

PAGUATE NET PLY  
28-S UNIT  
CONTOUR INTERVAL = 10 FT.

1:25,000