Review timing on this w/ Billy Hakes -

PITCHFORK RANCH (ATOKA) POOL
LEA COUNTY, NEW MEXICO

OPERATOR/WELL	COUNTY/STATE	LOCATION	PIPELINE CONNECTION	DATE: SPUD / TD / COMPLETION / FIRST SALES
John L. Cox Vaca Ridge "4" Fed. Com. No. 2	Lea/NM	660' FNL & 1,980' FEL Sec. 4-25S-34E	Transwestern Pipeline Co.	01/02/86 02/17/86 02/23/86 03/17/86
1st well Enron Oil & Gas Company Pitchfork "34" Fed. Com. No. 1	Lea/NM	1,980' FSL & 660' FWL Sec. 34-24S-34E	Transwestern Pipeline Co.	11/11/82 01/22/83 06/10/83 09/04/83
Enron Oil & Gas Company Diamond "5" Fed. No. 3	Lea/NM	660' FNL & 2,230' FWL Sec. 5-25S-34E	Transwestern Pipeline Co.	08/07/86 09/16/86 09/23/86 10/07/86
Enron Oil & Gas Company Madera "32" State No. 3	Lea/NM	1,650' FSL & 2,310' FWL Sec. 32-24S-34E	Transwestern Pipeline Co.	12/06/86 01/13/87 01/20/87 01/30/87
Enron Oil & Gas Company Madera "33" Fed. Com. No. 3	Lea/NM	1,980' FSL & 660' FWL Sec. 33-24S-34E	Transwestern Pipeline Co.	01/23/87 02/27/87 03/07/87 04/09/87
Enron Oil & Gas Company Madera "28" Fed. Com. No. 2	Lea/NM	660' FSL & 2,200' FWL Sec. 28-24S-34E	Transwestern Pipeline Co.	03/10/87 04/23/87 05/12/87 05/30/87

BEFORE EXAMINER STOGNER
OIL CONSERVATION DIVISION
ENRON EXHIBIT 4
CASE NO. 9838

PITCHFORK RANCH (ATOKA) POOL
LEA COUNTY, NEW MEXICO

OPERATOR/WELL	COUNTY/STATE	LOCATION	PIPELINE CONNECTION	DATE: SPUD TD COMPLETION FIRST SALES
Enron Oil & Gas Company Page "3" Com. No. 2	Lea/NM	660' FNL & 2,080' FWL Sec. 3-25S-34E	Transwestern Pipeline Co.	05/17/87 07/06/87 07/16/87 07/31/87
Enron Oil & Gas Company Madera "33" Fed. Com. No. 4	Lea/NM	2,308' FSL & 1,980' FEL Sec. 33-24S-34E	Transwestern Pipeline Co.	07/19/87 08/26/87 09/15/87 11/20/87
Meridian Oil, Inc. Pitchfork "4" Fed. No. 2	Lea/NM	1,830' FSL & 1,980' FWL Sec. 4-25S-34E	El Paso Natural Gas Co.	04/24/88 06/17/88 07/25/88 08/01/88

PITCHFORK (ATOKA) GAS FIELD
LEA COUNTY, NEW MEXICO
PRODUCTION HISTORY

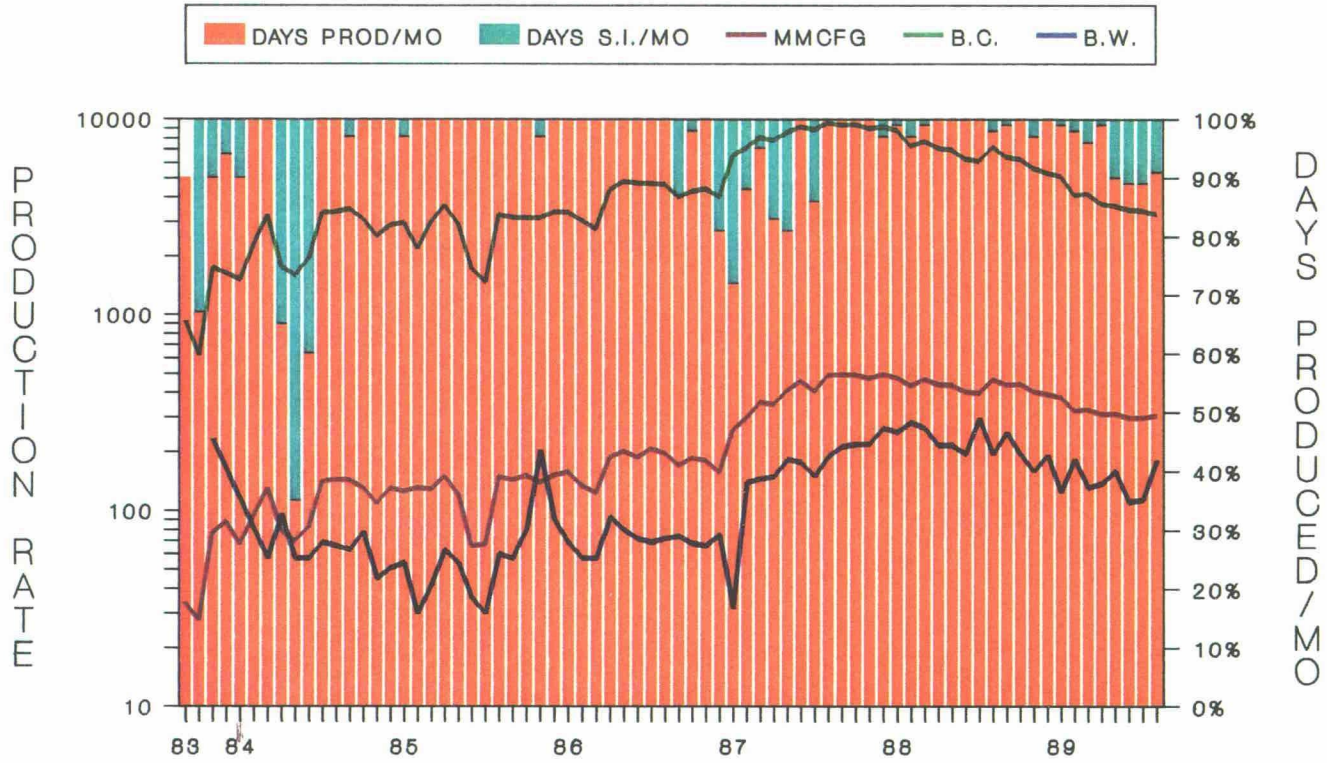

FROM 9/83 TO 8/89

ATOKA

BEFORE EXAMINER STOGNER
OIL CONSERVATION DIVISION
ENRON EXHIBIT NO. 8
CASE NO. 9838

ENRON OIL & GAS COMPANY

PITCHFORK 34 FEDERAL COM #1

PRODUCTION HISTORY FROM 9/83 TO 9/89

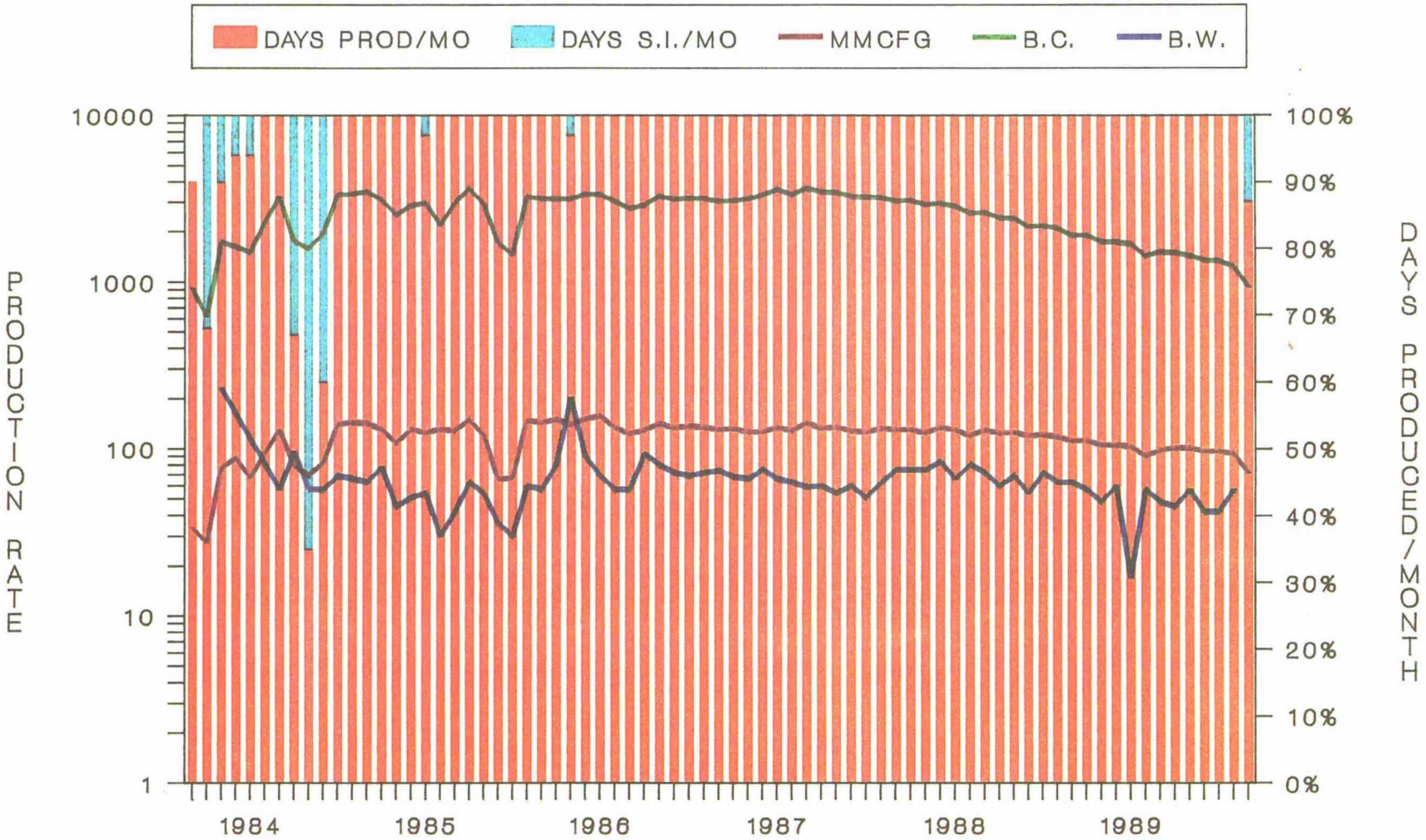

PITCHFORK RANCH (ATOKA) GAS FIELD

LEA COUNTY, NEW MEXICO

84-1

JOHN L. COX

VACA RIDGE 4 FED COM #2

PRODUCTION HISTORY FROM 4/86 TO 8/89

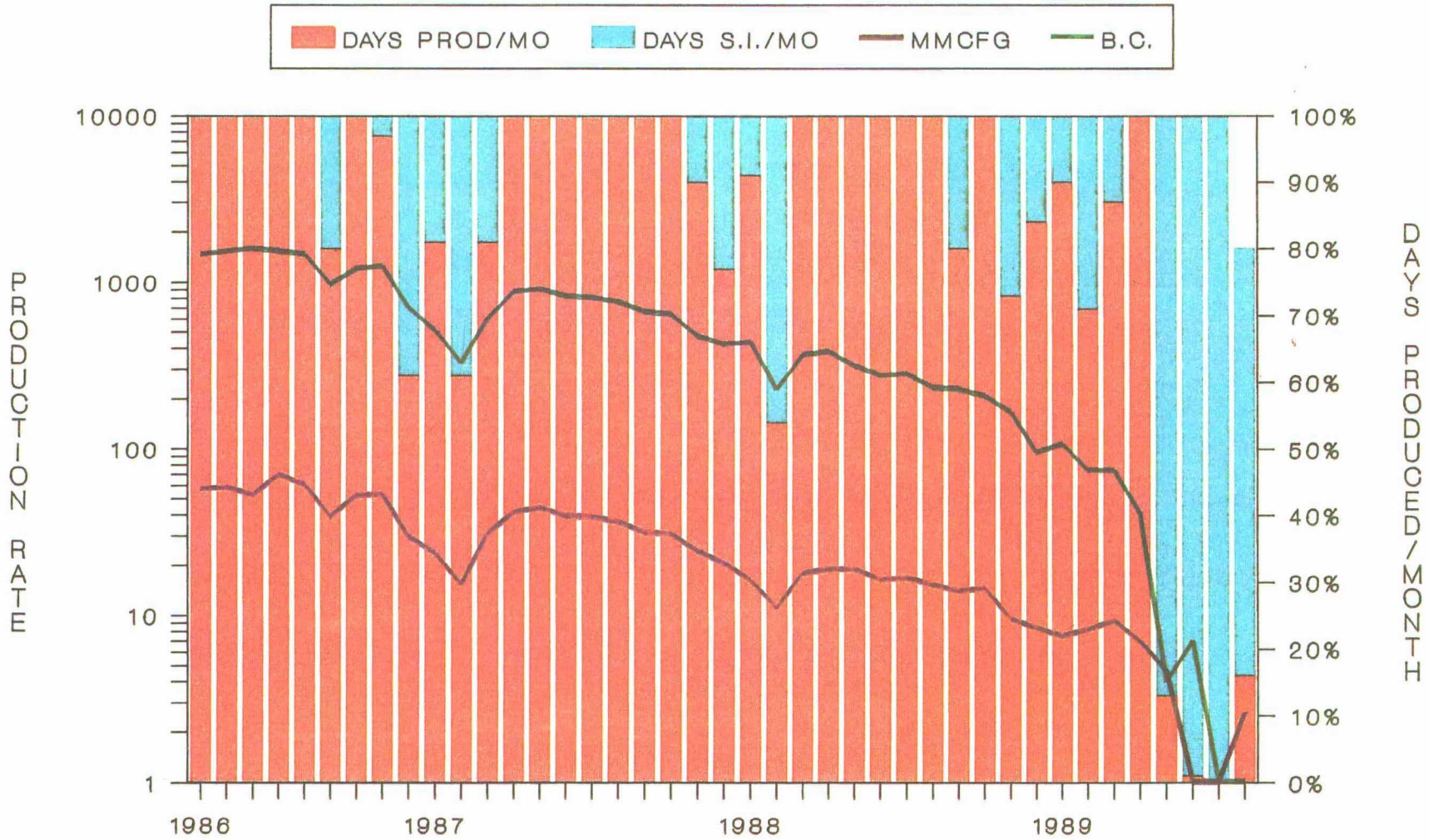

PITCHFORK RANCH (ATOKA) GAS FIELD
LEA COUNTY, NEW MEXICO

ENRON OIL & GAS COMPANY

DIAMOND 5 FEDERAL #3

PRODUCTION HISTORY FROM 10/86 TO 9/89

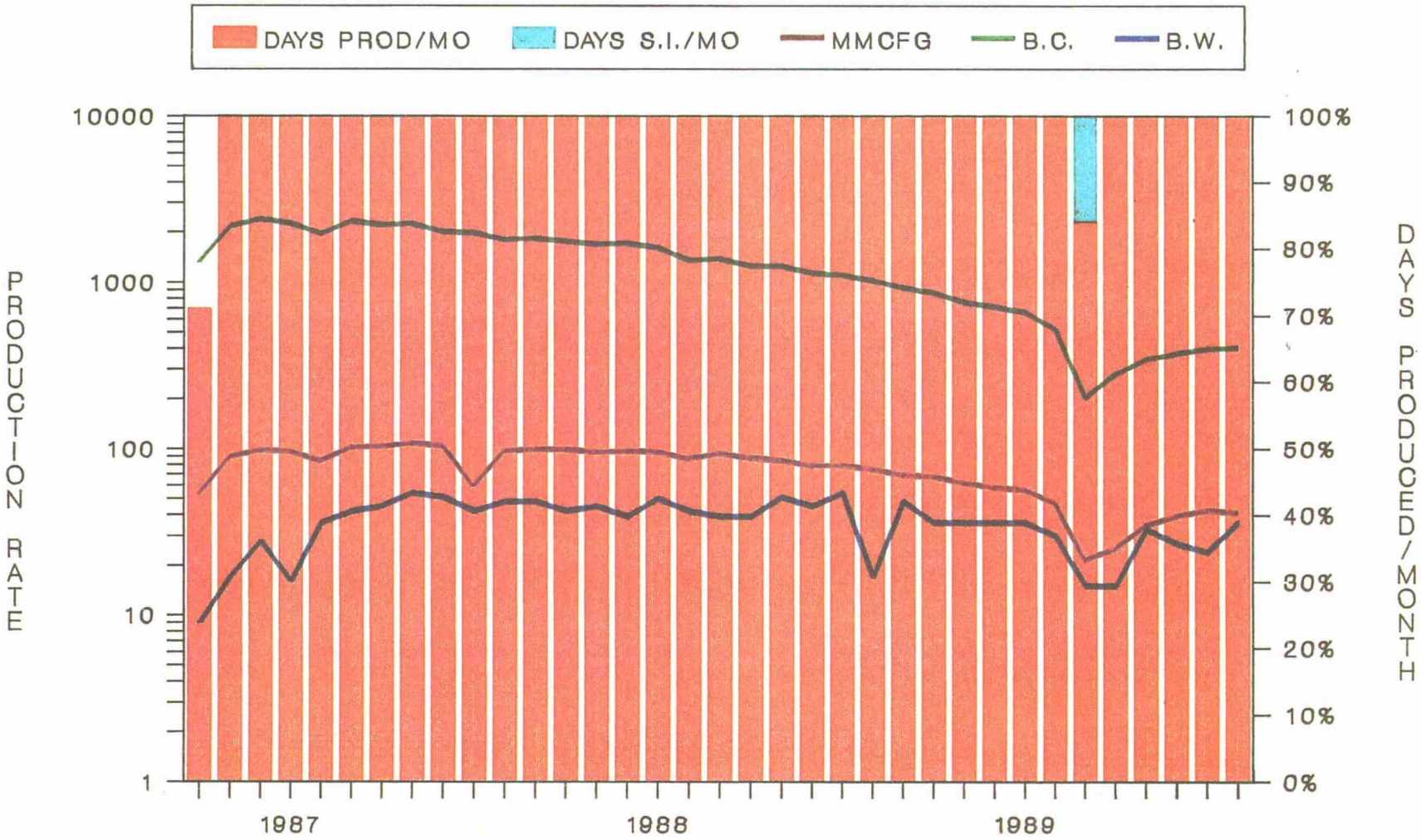

PITCHFORK RANCH (ATOKA) GAS FIELD
LEA COUNTY, NEW MEXICO

ENRON OIL & GAS COMPANY

MADERA 32 STATE #3

PRODUCTION HISTORY FROM 1/87 TO 8/89

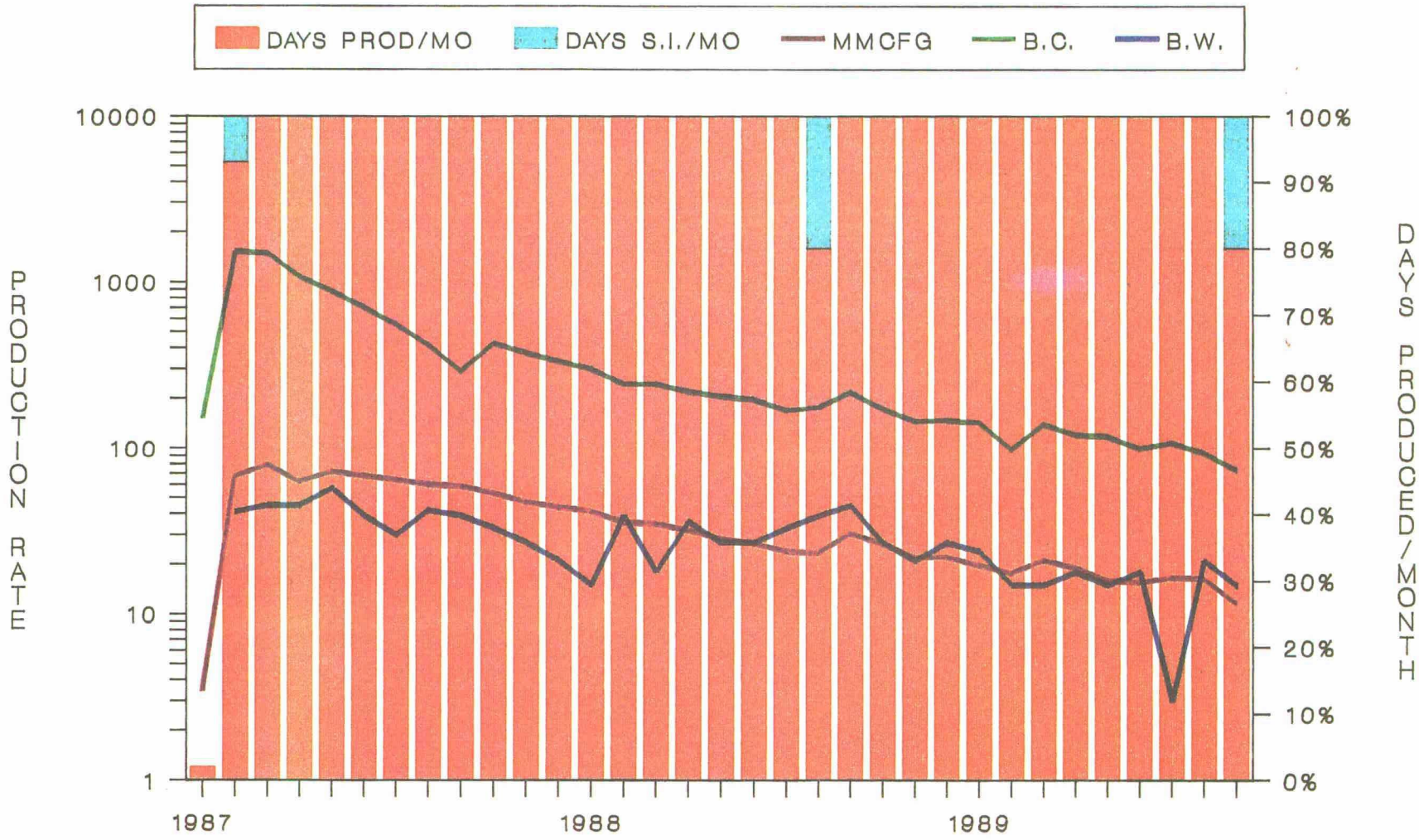

PITCHFORK RANCH (ATOKA) GAS FIELD

LEA COUNTY, NEW MEXICO

82-3

ENRON OIL & GAS COMPANY
MADERA 33 FEDERAL COM #3
PRODUCTION HISTORY FROM 4/87 TO 10/89

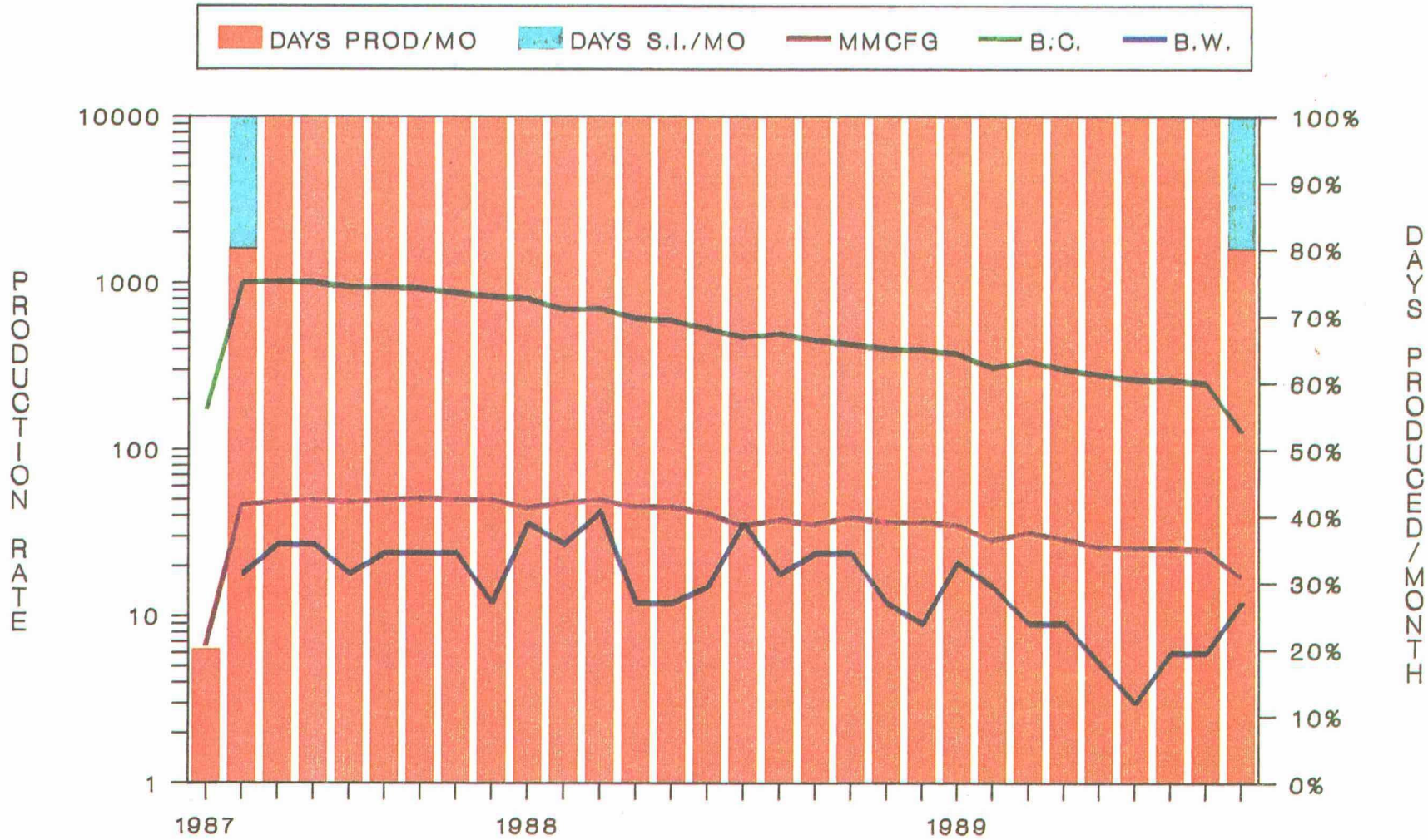

PITCHFORK RANCH (ATOKA) GAS FIELD
LEA COUNTY, NEW MEXICO

33-3

ENRON OIL & GAS COMPANY

MADERA FEDERAL COM 28-2

PRODUCTION HISTORY FROM 6/87 TO 10/89

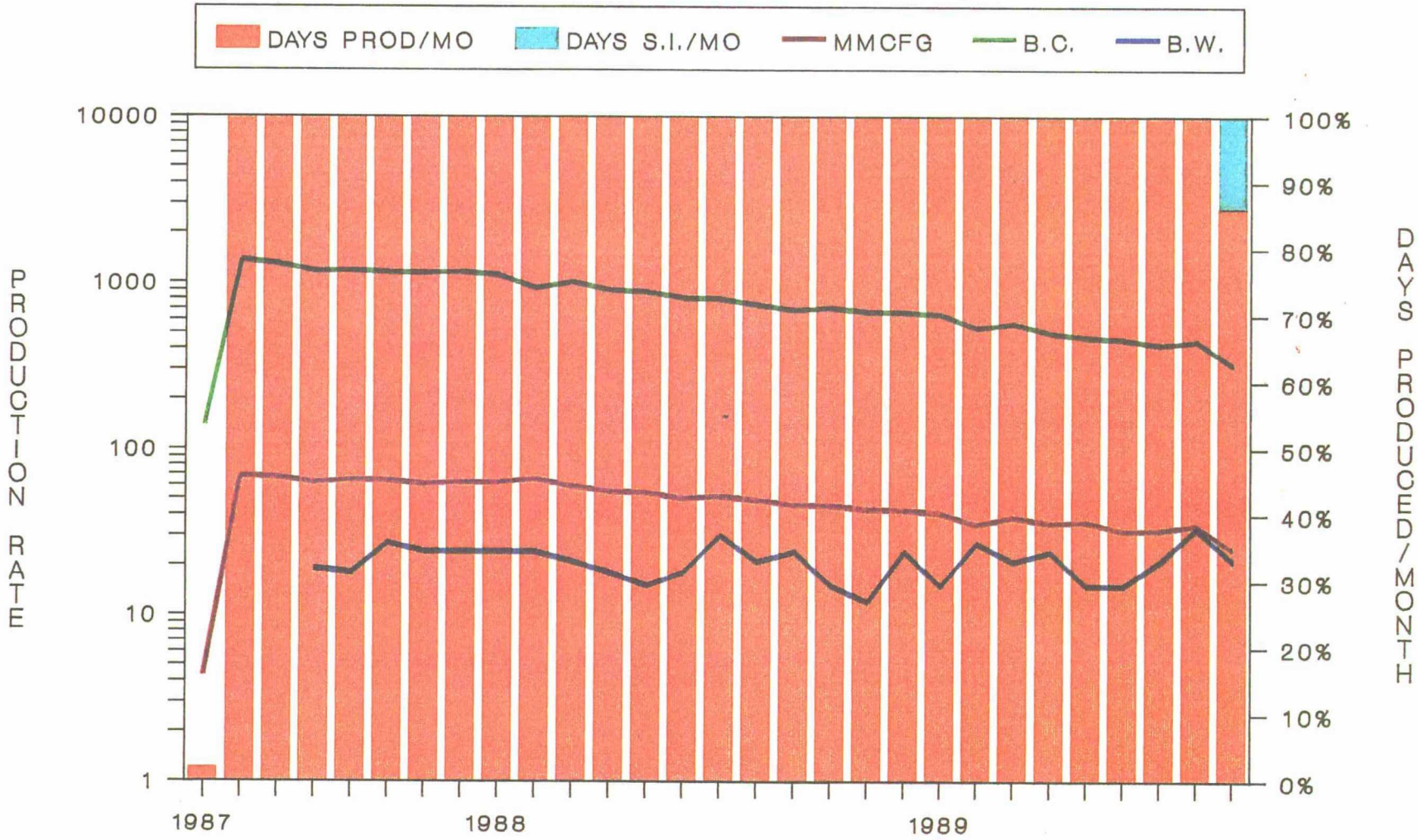

PITCHFORK RANCH (ATOKA) GAS FIELD

LEA COUNTY, NEW MEXICO

28-2

ENRON OIL & GAS COMPANY

PAGE 3 COM #2

PRODUCTION HISTORY FROM 7/87 TO 9/89

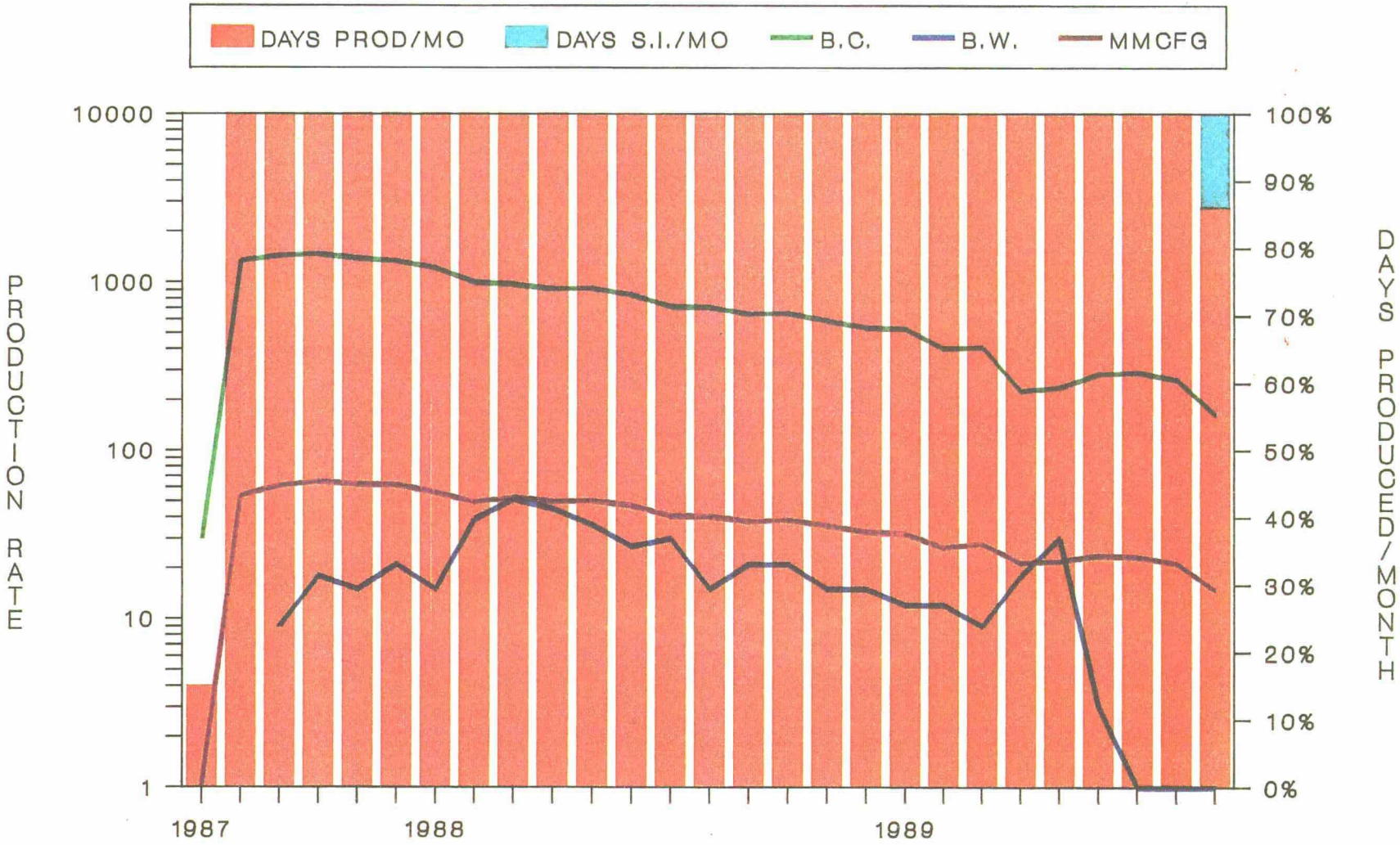

PITCHFORK RANCH (ATOKA) GAS FIELD

LEA COUNTY, NEW MEXICO

ENRON OIL & GAS COMPANY

MADERA 33 FEDERAL COM #4

PRODUCTION HISTORY FROM 11/87 TO 9/89

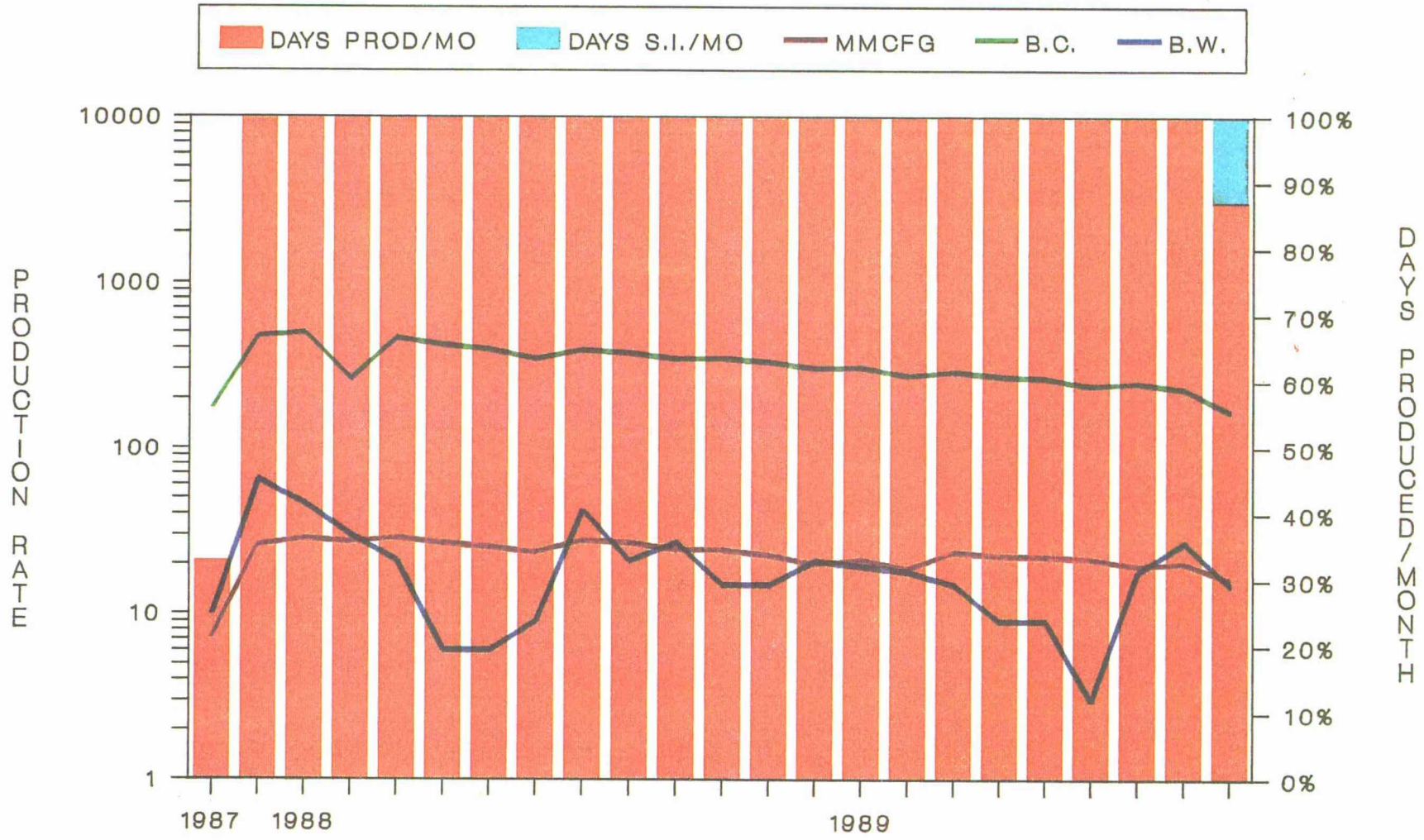

PITCHFORK RANCH (ATOKA) GAS FIELD

LEA COUNTY, NEW MEXICO

33-4

MERIDIAN

PITCHFORK 4 FEDERAL #2

PRODUCTION HISTORY FROM 8/88 TO 8/89

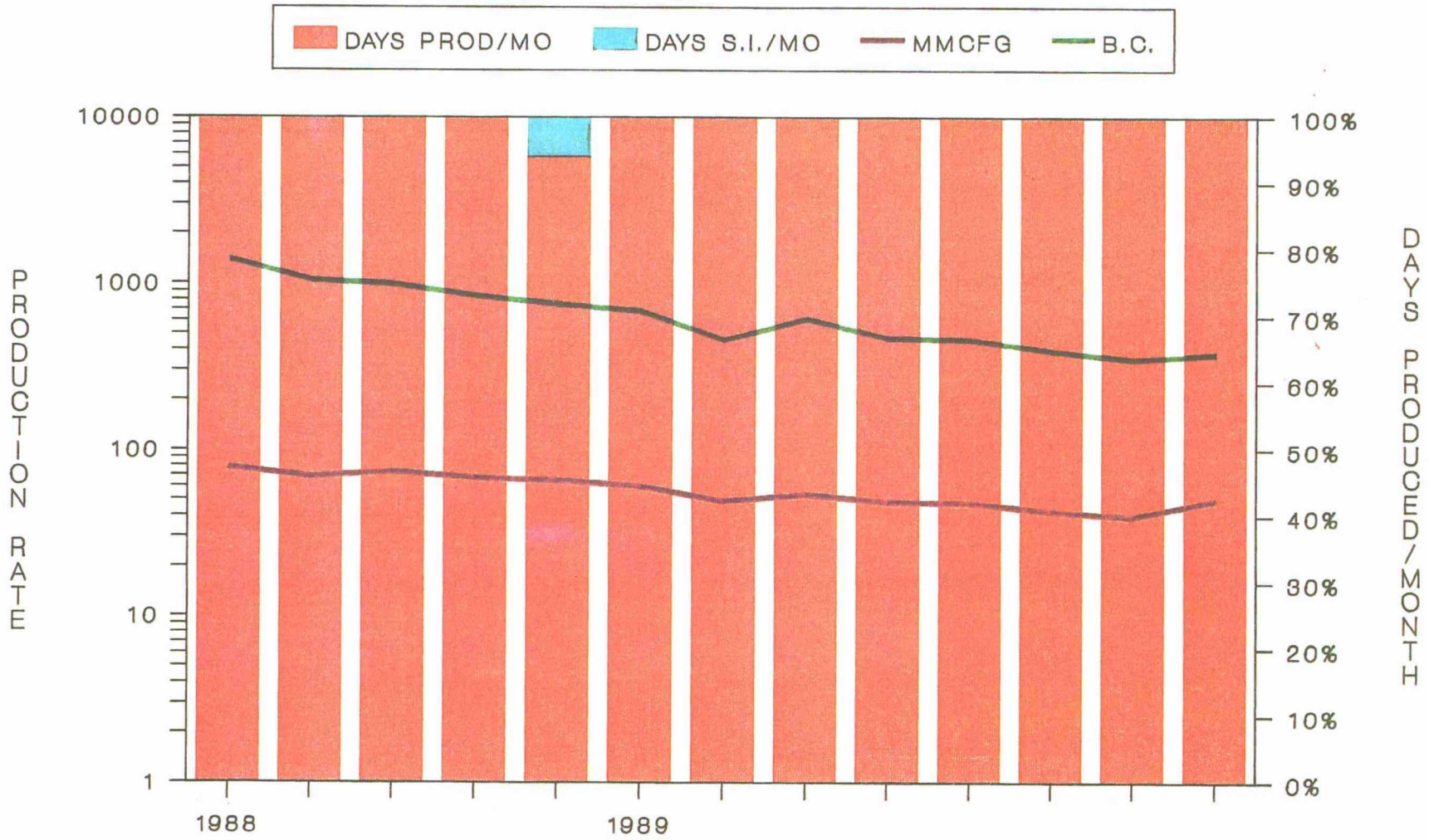

PITCHFORK RANCH (ATOKA) GAS FIELD

LEA COUNTY, NEW MEXICO

FED4-2

ENRON OIL & GAS COMPANY
PITCHFORK RANCH (ATOKA) GAS FIELD
LEA COUNTY, NEW MEXICO

PRODUCTION HISTORY
PAGE 3 COM #2

DATE	DAYS	MCF PRODUCTION MON	MCF PRODUCTION CUM	COND PRODUCTION MON	COND PRODUCTION CUM	WATER PRODUCTION MON	WATER PRODUCTION CUM	WATER CUT B/MM	FTP PSIG	LP PSIG	COND. YIELD B/MM
1987											
JAN											
FEB											
MAR											
APR											
MAY											
JUN											
JUL	1	1,018	1,018	30	30	0	0				29.47
AUG	31	53,472	54,490	1,341	1,371	0	0		1421	982	25.08
SEP	30	61,080	115,570	1,438	2,809	9	9	0.147	1392	993	23.54
OCT	31	64,888	180,458	1,469	4,278	18	27	0.277	1333	998	22.64
NOV	30	62,326	242,784	1,386	5,664	15	42	0.241	1288	963	22.24
DEC	31	61,709	304,493	1,334	6,998	21	63	0.340	1248	985	21.62
1988											
JAN	31	55,756	360,249	1,211	8,209	15	78	0.269	1302	1032	21.72
FEB	29	49,059	409,308	998	9,207	39	117	0.795	1197	1037	20.34
MAR	31	52,046	461,354	973	10,180	51	168	0.980	1198	1027	18.70
APR	30	49,386	510,740	915	11,095	45	213	0.911	1120	993	18.53
MAY	31	49,967	560,707	921	12,016	36	249	0.720	1119	1032	18.43
JUN	30	46,658	607,365	842	12,858	27	276	0.579	1119	1023	18.05
JUL	31	40,596	647,961	715	13,573	30	306	0.739	1034	992	17.61
AUG	31	40,305	688,266	707	14,280	15	321	0.372	1008	993	17.54
SEP	30	37,671	725,937	647	14,927	21	342	0.557	1020	987	17.18
OCT	31	38,528	764,465	652	15,579	21	363	0.545	1000	956	16.92
NOV	30	35,533	799,998	589	16,168	15	378	0.422	1017	948	16.58
DEC	31	32,672	832,670	536	16,704	15	393	0.459	1050	899	16.41
1989											
JAN	31	31,918	864,588	526	17,230	12	405	0.376	971	916	16.48
FEB	28	26,397	890,985	402	17,632	12	417	0.455	974	926	15.23
MAR	31	27,837	918,822	410	18,042	9	426	0.323	972	925	14.73
APR	29	21,390	940,212	226	18,268	18	444	0.842	942	903	10.57
MAY	31	21,901	962,113	237	18,505	30	474	1.370	939	918	10.82
JUN	30	23,757	985,870	285	18,790	3	477	0.126	940	880	12.00
JUL	31	23,203	1,009,073	292	19,082	0	477	0.000	960	900	12.58
AUG	31	21,268	1,030,341	263	19,345	0	477	0.000	955	915	12.37
SEP	26	14,831	1,045,172	165	19,510	0	477	0.000	970	935	11.13
OCT											
NOV											
DEC											

BEFORE EXAMINER STOGNER
OIL CONSERVATION DIVISION
ENRON EXHIBIT NO. 9
CASE NO. 9838

ENRON OIL & GAS COMPANY
PITCHFORK RANCH (ATOKA) GAS FIELD
LEA COUNTY, NEW MEXICO

PRODUCTION HISTORY
DIAMOND 5 FEDERAL #3

DATE	DAYS	MCF PRODUCTION MON	MCF PRODUCTION CUM	COND PRODUCTION MON	COND PRODUCTION CUM	WATER PRODUCTION MON	WATER PRODUCTION CUM	WATER CUT B/MM	FTP PSIG	LP PSIG	COND. YIELD B/MM
1986											
JAN											
FEB											
MAR											
APR											
MAY											
JUN											
JUL											
AUG											
SEP											
OCT	22	52,554	52,554	1,320	1,320	9	9	0.171	4755	849	25.12
NOV	30	88,605	141,159	2,169	3,489	17	26	0.192	4760	806	24.48
DEC	31	97,784	238,943	2,392	5,881	28	54	0.286	4259	825	24.46
1987											
JAN	31	95,526	334,469	2,260	8,141	16	70	0.167	4083	873	23.66
FEB	28	83,719	418,188	1,951	10,092	36	106	0.430	3756	904	23.30
MAR	31	101,468	519,656	2,332	12,424	42	148	0.414	3354	888	22.98
APR	30	102,832	622,488	2,208	14,632	45	193	0.438	3068	887	21.47
MAY	31	107,620	730,108	2,240	16,872	54	247	0.502	2811	859	20.81
JUN	30	103,636	833,744	2,004	18,876	51	298	0.492	2630	888	19.34
JUL	31	58,906	892,650	1,978	20,854	42	340	0.713	2519	874	33.58
AUG	31	96,938	989,588	1,796	22,650	48	388	0.495	2406	870	18.53
SEP	30	98,493	1,088,081	1,822	24,472	48	436	0.487	2098	874	18.50
OCT	31	98,642	1,186,723	1,756	26,228	42	478	0.426	2018	859	17.80
NOV	30	94,906	1,281,629	1,685	27,913	45	523	0.474	1873	835	17.75
DEC	31	96,447	1,378,076	1,706	29,619	39	562	0.404	1653	840	17.69
1988											
JAN	31	95,323	1,473,399	1,608	31,227	50	612	0.525	1513	892	16.87
FEB	29	86,208	1,559,607	1,350	32,577	42	654	0.487	1428	895	15.66
MAR	31	93,355	1,652,962	1,379	33,956	39	693	0.418	1229	887	14.77
APR	30	87,486	1,740,448	1,252	35,208	39	732	0.446	1166	859	14.31
MAY	31	84,562	1,825,010	1,248	36,456	51	783	0.603	1079	884	14.76
JUN	30	78,385	1,903,395	1,137	37,593	45	828	0.574	1009	889	14.51
JUL	31	78,922	1,982,317	1,106	38,699	54	882	0.684	985	859	14.01
AUG	31	74,895	2,057,212	1,026	39,725	17	899	0.227	981	874	13.70
SEP	30	68,933	2,126,145	929	40,654	48	947	0.696	966	883	13.48
OCT	31	67,552	2,193,697	864	41,518	36	983	0.533	930	857	12.79
NOV	30	61,657	2,255,354	761	42,279	36	1,019	0.584	928	849	12.34
DEC	31	58,065	2,313,419	714	42,993	36	1,055	0.620	928	849	12.30

::

ENRON OIL & GAS COMPANY
PITCHFORK RANCH (ATOKA) GAS FIELD
LEA COUNTY, NEW MEXICO

PRODUCTION HISTORY
DIAMOND 5 FEDERAL #3

DATE	DAYS	MCF PRODUCTION MON	MCF PRODUCTION CUM	COND PRODUCTION MON	COND PRODUCTION CUM	WATER PRODUCTION MON	WATER PRODUCTION CUM	WATER CUT B/MM	FTP PSIG	LP PSIG	COND. YIELD B/MM
1989											
JAN	31	56,068	2,369,487	663	43,656	36	1,091	0.642	905	837	11.82
FEB	28	46,919	2,416,406	523	44,179	30	1,121	0.639	901	850	11.15
MAR	26	21,389	2,437,795	204	44,383	15	1,136	0.701	896	833	9.54
APR	29	24,950	2,462,745	281	44,664	15	1,151	0.601	852	823	11.26
MAY	31	34,469	2,497,214	345	45,009	33	1,184	0.957	833	873	10.01
JUN	30	39,005	2,536,219	373	45,382	27	1,211	0.692	820	880	9.56
JUL	31	42,320	2,578,539	398	45,780	24	1,235	0.567	410	865	9.40
AUG	31	40,817	2,619,356	403	46,183	36	1,271	0.882	365	880	9.87
SEP	25	30,674	2,650,030	282	46,465	25	1,296	0.815	332	893	9.19
OCT											
NOV											
DEC											

ENRON OIL & GAS COMPANY
PITCHFORK RANCH (ATOKA) GAS FIELD
LEA COUNTY, NEW MEXICO

PRODUCTION HISTORY
PITCHFORK 34 FEDERAL COM #1

DATE	DAYS	MCF PRODUCTION MON	MCF PRODUCTION CUM	COND PRODUCTION MON	COND PRODUCTION CUM	WATER PRODUCTION MON	WATER PRODUCTION CUM	WATER CUT B/MM	FTP PSIG	LP PSIG	COND. YIELD B/MM
1983											
JAN											
FEB											
MAR											
APR											
MAY											
JUN											
JUL											
AUG											
SEP	27	33,738	33,738	924	924	0	0				27.39
OCT	21	27,402	61,140	621	1,545	0	0				22.66
NOV	27	77,032	138,172	1,738	3,283	231	231	2.999			22.56
DEC	29	87,458	225,630	1,629	4,912	0	231				18.63
1984											
JAN	28	66,907	292,537	1,512	6,424	0	231		7018	995	22.60
FEB	28	94,215	386,752	2,296	8,720	0	231		6831	946	24.37
MAR	31	130,059	516,811	3,243	11,963	57	288	0.438	6701	980	24.93
APR	20	79,168	595,979	1,754	13,717	96	384	1.213	6485	940	22.16
MAY	11	69,415	665,394	1,590	15,307	57	441	0.821	6450	845	22.91
JUN	18	82,087	747,481	1,960	17,267	57	498	0.694	6475	874	23.88
JUL	31	141,015	888,496	3,343	20,610	69	567	0.489	6108	893	23.71
AUG	31	143,895	1,032,391	3,377	23,987	66	633	0.459	5874	874	23.47
SEP	29	142,878	1,175,269	3,491	27,478	63	696	0.441	5606	849	24.43
OCT	31	130,843	1,306,112	3,115	30,593	78	774	0.596	5788	852	23.81
NOV	30	108,209	1,414,321	2,532	33,125	45	819	0.416	6006	780	23.40
DEC	31	130,629	1,544,950	2,871	35,996	51	870	0.390	5457	898	21.98
1985											
JAN	30	125,632	1,670,582	2,970	38,966	54	924	0.430	5220	945	23.64
FEB	28	130,936	1,801,518	2,191	41,157	30	954	0.229	5666	893	16.73
MAR	31	129,038	1,930,556	2,989	44,146	42	996	0.325	5478	882	23.16
APR	30	149,764	2,080,320	3,648	47,794	63	1,059	0.421	4725	903	24.36
MAY	31	120,870	2,201,190	2,940	50,734	54	1,113	0.447	5215	854	24.32
JUN	30	65,618	2,266,808	1,713	52,447	36	1,149	0.549	5919	791	26.11
JUL	31	66,724	2,333,532	1,471	53,918	30	1,179	0.450	6131	807	22.05
AUG	31	148,914	2,482,446	3,260	57,178	60	1,239	0.403	5011	899	21.89
SEP	30	143,478	2,625,924	3,158	60,336	57	1,296	0.397	4735	886	22.01
OCT	31	150,545	2,776,469	3,149	63,485	81	1,377	0.538	4484	901	20.92
NOV	29	139,345	2,915,814	3,144	66,629	203	1,580	1.457	4418	928	22.56
DEC	31	151,204	3,067,018	3,369	69,998	90	1,670	0.595	4267	950	22.28

ENRON OIL & GAS COMPANY
PITCHFORK RANCH (ATOKA) GAS FIELD
LEA COUNTY, NEW MEXICO

PRODUCTION HISTORY
PITCHFORK 34 FEDERAL COM #1

DATE	DAYS	MCF PRODUCTION MON	MCF PRODUCTION CUM	COND PRODUCTION MON	COND PRODUCTION CUM	WATER PRODUCTION MON	WATER PRODUCTION CUM	WATER CUT B/MM	FTP PSIG	LP PSIG	COND. YIELD B/MM
1986											
JAN	31	157,104	3,224,122	3,362	73,360	69	1,739	0.439	4000	1012	21.40
FEB	28	134,156	3,358,278	3,042	76,402	57	1,796	0.425	3891	1060	22.68
MAR	31	123,364	3,481,642	2,758	79,160	57	1,853	0.462	4197	896	22.36
APR	30	129,610	3,611,252	2,900	82,060	93	1,946	0.718	4113	968	22.37
MAY	31	142,279	3,753,531	3,288	85,348	80	2,026	0.562	3850	1018	23.11
JUN	30	133,719	3,887,250	3,140	88,488	72	2,098	0.538	3710	994	23.48
JUL	31	137,217	4,024,467	3,172	91,660	69	2,167	0.503	3555	1009	23.12
AUG	31	135,243	4,159,710	3,173	94,833	72	2,239	0.532	3455	942	23.46
SEP	30	130,650	4,290,360	3,044	97,877	74	2,313	0.566	3400	921	23.30
OCT	31	132,584	4,422,944	3,075	100,952	68	2,381	0.513	3339	966	23.19
NOV	30	126,368	4,549,312	3,157	104,109	66	2,447	0.522	3288	913	24.98
DEC	31	127,043	4,676,355	3,327	107,436	75	2,522	0.590	3205	924	26.19
1987											
JAN	31	134,802	4,811,157	3,601	111,037	66	2,588	0.490	3089	974	26.71
FEB	28	128,804	4,939,961	3,345	114,382	63	2,651	0.489	2974	997	25.97
MAR	31	143,910	5,083,871	3,674	118,056	59	2,710	0.410	2933	986	25.53
APR	30	132,735	5,216,606	3,473	121,529	60	2,770	0.452	2871	957	26.16
MAY	31	135,148	5,351,754	3,454	124,983	54	2,824	0.400	2815	962	25.56
JUN	30	128,108	5,479,862	3,264	128,247	60	2,884	0.468	2800	979	25.48
JUL	31	126,160	5,606,022	3,236	131,483	51	2,935	0.404	2791	950	25.65
AUG	31	133,112	5,739,134	3,222	134,705	63	2,998	0.473	2640	972	24.21
SEP	30	130,475	5,869,609	3,057	137,762	75	3,073	0.575	2456	990	23.43
OCT	31	130,710	6,000,319	3,081	140,843	75	3,148	0.574	2394	987	23.57
NOV	30	125,272	6,125,591	2,902	143,745	75	3,223	0.599	2296	955	23.17
DEC	31	134,542	6,260,133	2,961	146,706	84	3,307	0.624	2061	972	22.01
1988											
JAN	31	130,313	6,390,446	2,842	149,548	66	3,373	0.506	1979	1027	21.81
FEB	29	120,330	6,510,776	2,593	152,141	81	3,454	0.673	1925	1023	21.55
MAR	31	129,748	6,640,524	2,611	154,752	72	3,526	0.555	1813	1018	20.12
APR	30	124,715	6,765,239	2,424	157,176	60	3,586	0.481	1749	989	19.44
MAY	31	126,191	6,891,430	2,410	159,586	69	3,655	0.547	1699	1014	19.10
JUN	30	119,938	7,011,368	2,144	161,730	54	3,709	0.450	1611	1014	17.88
JUL	31	121,790	7,133,158	2,171	163,901	72	3,781	0.591	1588	983	17.83
AUG	31	118,520	7,251,678	2,093	165,994	63	3,844	0.532	1552	984	17.66
SEP	30	111,579	7,363,257	1,894	167,888	63	3,907	0.565	1514	990	16.97
OCT	31	112,195	7,475,452	1,901	169,789	57	3,964	0.508	1493	957	16.94
NOV	30	105,164	7,580,616	1,736	171,525	48	4,012	0.456	1452	947	16.51
DEC	31	105,552	7,686,168	1,725	173,250	60	4,072	0.568	1435	939	16.34

ENRON OIL & GAS COMPANY
PITCHFORK RANCH (ATOKA) GAS FIELD
LEA COUNTY, NEW MEXICO

PRODUCTION HISTORY
PITCHFORK 34 FEDERAL COM #1

DATE	DAYS	MCF PRODUCTION MON	MCF PRODUCTION CUM	COND PRODUCTION MON	COND PRODUCTION CUM	WATER PRODUCTION MON	WATER PRODUCTION CUM	WATER CUT B/MM	FTP PSIG	LP PSIG	COND. YIELD B/MM
1989											
JAN	31	103,004	7,789,172	1,683	174,933	17	4,089	0.165	1418	913	16.34
FEB	28	90,555	7,879,727	1,433	176,366	57	4,146	0.629	1393	931	15.82
MAR	31	98,005	7,977,732	1,518	177,884	48	4,194	0.490	1348	918	15.49
APR	30	101,078	8,078,810	1,495	179,379	45	4,239	0.445	1087	898	14.79
MAY	31	101,024	8,179,834	1,439	180,818	57	4,296	0.564	1117	915	14.24
JUN	30	96,249	8,276,083	1,349	182,167	42	4,338	0.436	1120	880	14.02
JUL	31	96,717	8,372,800	1,341	183,508	42	4,380	0.434	1125	905	13.87
AUG	31	92,696	8,465,496	1,237	184,745	57	4,437	0.615	1065	920	13.34
SEP	26	71,626	8,537,122	934	185,679	0	4,437	0.000	1104	929	13.04
OCT											
NOV											
DEC											

ENRON OIL & GAS COMPANY
PITCHFORK RANCH (ATOKA) GAS FIELD
LEA COUNTY, NEW MEXICO

PRODUCTION HISTORY
MADERA 33 FEDERAL COM #4

DATE	DAYS	MCF PRODUCTION MON	MCF PRODUCTION CUM	COND PRODUCTION MON	COND PRODUCTION CUM	WATER PRODUCTION MON	WATER PRODUCTION CUM	WATER CUT B/MM	FTP PSIG	LP PSIG	COND. YIELD B/MM
1987											
JAN											
FEB											
MAR											
APR											
MAY											
JUN											
JUL											
AUG											
SEP											
OCT											
NOV	10	7,121	7,121	175	175	10	10	1.404	2432	962	24.58
DEC	31	25,942	33,063	470	645	64	74	2.467	2261	967	18.12
1988											
JAN	31	28,477	61,540	494	1,139	46	120	1.615	2157	1023	17.35
FEB	29	27,249	88,789	260	1,399	30	150	1.101	1979	1031	9.54
MAR	31	28,749	117,538	458	1,857	21	171	0.730	1950	1002	15.93
APR	30	26,702	144,240	415	2,272	6	177	0.225	1847	963	15.54
MAY	31	25,237	169,477	389	2,661	6	183	0.238	1733	1006	15.41
JUN	30	23,478	192,955	342	3,003	9	192	0.383	1649	1002	14.57
JUL	31	27,733	220,688	388	3,391	42	234	1.514	1657	969	13.99
AUG	31	26,886	247,574	370	3,761	21	255	0.781	1562	941	13.76
SEP	30	24,371	271,945	341	4,102	27	282	1.108	1509	982	13.99
OCT	31	24,372	296,317	345	4,447	15	297	0.615	1431	946	14.16
NOV	30	22,655	318,972	329	4,776	15	312	0.662	1378	932	14.52
DEC	29	20,021	338,993	302	5,078	21	333	1.049	1311	922	15.08
1989											
JAN	31	21,324	360,317	305	5,383	0	333	0.000	1272	901	14.30
FEB	28	18,727	379,044	272	5,655	18	351	0.961	1248	937	14.52
MAR	31	23,658	402,702	289	5,944	15	366	0.634	1091	903	12.22
APR	30	22,488	425,190	270	6,214	9	375	0.400	1034	890	12.01
MAY	31	22,291	447,481	263	6,477	9	384	0.404	988	877	11.80
JUN	30	21,548	469,029	237	6,714	3	387	0.139	890	860	11.00
JUL	31	19,444	488,473	246	6,960	18	405	0.926	890	870	12.65
AUG	31	20,303	508,776	226	7,186	27	432	1.330	960	900	11.13
SEP	26	16,053	524,829	166	7,352	15	447	0.934	1012	930	10.34
OCT											
NOV											
DEC											

ENRON OIL & GAS COMPANY
PITCHFORK RANCH (ATOKA) GAS FIELD
LEA COUNTY, NEW MEXICO

PRODUCTION HISTORY
MADERA 33 FEDERAL COM #3

DATE	DAYS	MCF PRODUCTION MON	MCF PRODUCTION CUM	COND PRODUCTION MON	COND PRODUCTION CUM	WATER PRODUCTION MON	WATER PRODUCTION CUM	WATER CUT B/MM	FTP PSIG	LP PSIG	COND. YIELD B/MM
1987											
JAN											
FEB											
MAR											
APR	5	6,624	6,624	174	174	0	0		2033	1000	26.27
MAY	25	46,077	52,701	997	1,171	18	18	0.391	2370	967	21.64
JUN	30	48,378	101,079	1,017	2,188	27	45	0.558	2398	992	21.02
JUL	31	49,388	150,467	1,001	3,189	27	72	0.547	2390	958	20.27
AUG	31	48,233	198,700	940	4,129	18	90	0.373	2227	921	19.49
SEP	30	49,562	248,262	937	5,066	24	114	0.484	2060	958	18.91
OCT	31	50,688	298,950	921	5,987	24	138	0.473	1961	952	18.17
NOV	30	49,534	348,484	868	6,855	24	162	0.485	1717	927	17.52
DEC	31	49,707	398,191	822	7,677	12	174	0.241	1622	947	16.54
1988											
JAN	31	44,243	442,434	800	8,477	36	210	0.814	1264	1024	18.08
FEB	29	47,500	489,934	689	9,166	27	237	0.568	1249	1023	14.51
MAR	31	49,711	539,645	701	9,867	42	279	0.845	1177	1000	14.10
APR	30	44,876	584,521	611	10,478	12	291	0.267	1129	963	13.62
MAY	31	44,996	629,517	593	11,071	12	303	0.267	1112	992	13.18
JUN	30	41,303	670,820	528	11,599	15	318	0.363	1115	990	12.78
JUL	31	34,948	705,768	470	12,069	36	354	1.030	1018	967	13.45
AUG	31	37,868	743,636	494	12,563	18	372	0.475	1000	965	13.05
SEP	30	35,530	779,166	449	13,012	24	396	0.675	998	962	12.64
OCT	31	39,059	818,225	428	13,440	24	420	0.614	983	945	10.96
NOV	30	36,637	854,862	401	13,841	12	432	0.328	1002	933	10.95
DEC	31	36,677	891,539	396	14,237	9	441	0.245	987	932	10.80
1989											
JAN	31	35,325	926,864	374	14,611	21	462	0.594	951	901	10.59
FEB	28	28,554	955,418	308	14,919	15	477	0.525	974	915	10.79
MAR	31	31,823	987,241	338	15,257	9	486	0.283	944	906	10.62
APR	30	29,085	1,016,326	302	15,559	9	495	0.309	919	891	10.38
MAY	31	26,005	1,042,331	280	15,839	0	495	0.000	931	914	10.77
JUN	30	25,605	1,067,936	262	16,101	3	498	0.117	900	878	10.23
JUL	31	25,572	1,093,508	259	16,360	6	504	0.235	920	890	10.13
AUG	31	24,980	1,118,488	248	16,608	6	510	0.240	950	920	9.93
SEP	26	17,263	1,135,751	129	16,737	12	522	0.695	910	920	7.47
OCT											
NOV											
DEC											

ENRON OIL & GAS COMPANY
PITCHFORK RANCH (ATOKA) GAS FIELD
LEA COUNTY, NEW MEXICO

PRODUCTION HISTORY
MADERA 28 FEDERAL COM #2

DATE	DAYS	MCF PRODUCTION MON	MCF PRODUCTION CUM	COND PRODUCTION MON	COND PRODUCTION CUM	WATER PRODUCTION MON	WATER PRODUCTION CUM	WATER CUT B/MM	FTP PSIG	LP PSIG	COND. YIELD B/MM
1987											
JAN											
FEB											
MAR											
APR		0	0	0	0		0				
MAY	2	4,294	4,294	138	138	0	0		2200	900	32.14
JUN	30	67,866	72,160	1,359	1,497	0	0		2287	968	20.02
JUL	31	66,397	138,557	1,280	2,777	0	0		2112	940	19.28
AUG	31	61,790	200,347	1,156	3,933	19	19	0.307	2001	938	18.71
SEP	30	63,982	264,329	1,171	5,104	18	37	0.281	1717	939	18.30
OCT	31	63,334	327,663	1,143	6,247	27	64	0.426	1691	939	18.05
NOV	30	60,557	388,220	1,132	7,379	24	88	0.396	1557	914	18.69
DEC	31	62,073	450,293	1,149	8,528	24	112	0.387	1331	930	18.51
1988											
JAN	31	62,032	512,325	1,098	9,626	24	136	0.387	1188	984	17.70
FEB	29	54,968	567,293	919	10,545	24	160	0.437	1143	1001	16.72
MAR	31	58,803	626,096	1,000	11,545	21	181	0.357	1070	970	17.01
APR	30	54,627	680,723	893	12,438	18	199	0.330	1031	941	16.35
MAY	31	53,886	734,609	872	13,310	15	214	0.278	1030	964	16.18
JUN	30	49,549	784,158	802	14,112	18	232	0.363	1026	970	16.19
JUL	31	51,183	835,341	793	14,905	30	262	0.586	1004	944	15.49
AUG	31	48,577	883,918	733	15,638	21	283	0.432	999	948	15.09
SEP	30	45,412	929,330	682	16,320	24	307	0.528	1002	957	15.02
OCT	31	44,975	974,305	704	17,024	15	322	0.334	975	932	15.65
NOV	30	42,700	1,017,005	664	17,688	12	334	0.281	992	917	15.55
DEC	31	42,345	1,059,350	658	18,346	24	358	0.567	981	910	15.54
1989											
JAN	31	40,734	1,100,084	639	18,985	15	373	0.368	957	892	15.69
FEB	28	34,767	1,134,851	528	19,513	27	400	0.777	971	907	15.19
MAR	31	38,538	1,173,389	564	20,077	21	421	0.545	940	899	14.63
APR	30	35,501	1,208,890	494	20,571	24	445	0.676	915	877	13.92
MAY	31	36,124	1,245,014	465	21,036	15	460	0.415	922	896	12.87
JUN	30	31,857	1,276,871	451	21,487	15	475	0.471	985	860	14.16
JUL	31	32,145	1,309,016	418	21,905	21	496	0.653	940	870	13.00
AUG	31	34,504	1,343,520	438	22,343	33	529	0.956	980	900	12.69
SEP	26	24,884	1,368,404	318	22,661	21	550	0.856	938	909	12.78
OCT											
NOV											
DEC											

MERIDIAN OIL
PITCHFORK RANCH (ATOKA) GAS FIELD
LEA COUNTY, NEW MEXICO

PRODUCTION HISTORY
PITCHFORK 4 FEDERAL #2

DATE	DAYS	MCF PRODUCTION MON	MCF PRODUCTION CUM	COND PRODUCTION MON	COND PRODUCTION CUM	WATER PRODUCTION MON	WATER PRODUCTION CUM	WATER CUT B/MM	FTP PSIG	LP PSIG	COND. YIELD B/MM
1988											
JAN											
FEB											
MAR											
APR											
MAY											
JUN											
JUL											
AUG	31	77,906	77,906	1,381	1,381	0	0	0.000			17.73
SEP	30	68,220	146,126	1,031	2,412	0	0	0.000			15.11
OCT	31	72,810	218,936	977	3,389	0	0	0.000			13.42
NOV	30	67,083	286,019	834	4,223	0	0	0.000			12.43
DEC	29	64,625	350,644	744	4,967	0	0	0.000			11.51
1989											
JAN	31	59,491	410,135	673	5,640	0	0	0.000			11.31
FEB	28	48,837	458,972	453	6,093	10	10	0.205			9.28
MAR	31	53,670	512,642	608	6,701	0	10	0.000			11.33
APR	30	48,368	561,010	465	7,166	0	10	0.000			9.61
MAY	31	47,709	608,719	456	7,622	0	10	0.000			9.56
JUN	30	42,456	651,175	390	8,012	0	10	0.000			9.19
JUL	30	39,364	690,539	346	8,358	0	10	0.000			8.79
AUG	31	49,562	740,101	371	8,729	0	10	0.000			7.49
SEP											
OCT											
NOV											
DEC											

JOHN L. COX
PITCHFORK RANCH (ATOKA) GAS FIELD
LEA COUNTY, NEW MEXICO

PRODUCTION HISTORY
VACA RIDGE 4 FED COM #2

DATE	DAYS	MCF PRODUCTION MON	MCF PRODUCTION CUM	COND PRODUCTION MON	COND PRODUCTION CUM	WATER PRODUCTION MON	WATER PRODUCTION CUM	WATER CUT B/MM	FTP PSIG	LP PSIG	COND. YIELD B/MM
1986											
JAN											
FEB		12,804	12,804	382	382	0	0	0.000			29.83
MAR		12,804	25,608	171	553	0	0	0.000			13.36
APR	30	57,161	82,769	1,452	2,005	0	0	0.000			25.40
MAY	31	58,459	141,228	1,521	3,526	0	0	0.000			26.02
JUN	30	52,496	193,724	1,573	5,099	0	0	0.000			29.96
JUL	31	69,805	263,529	1,524	6,623	0	0	0.000			21.83
AUG	31	60,610	324,139	1,454	8,077	0	0	0.000			23.99
SEP	24	38,994	363,133	966	9,043	0	0	0.000			24.77
OCT	30	52,164	415,297	1,199	10,242	0	0	0.000			22.99
NOV	30	53,060	468,357	1,243	11,485	0	0	0.000			23.43
DEC	19	29,606	497,963	701	12,186	0	0	0.000			23.68
1987											
JAN	25	23,733	521,696	509	12,695	0	0	0.000			21.45
FEB	17	15,281	536,977	327	13,022	0	0	0.000			21.40
MAR	25	31,064	568,041	598	13,620	0	0	0.000			19.25
APR	30	41,500	609,541	875	14,495	0	0	0.000			21.08
MAY	31	44,220	653,761	907	15,402	0	0	0.000			20.51
JUN	30	39,453	693,214	821	16,223	0	0	0.000			20.81
JUL	31	38,859	732,073	805	17,028	0	0	0.000			20.72
AUG	31	36,410	768,483	757	17,785	0	0	0.000			20.79
SEP	30	31,587	800,070	663	18,448	0	0	0.000			20.99
OCT	31	30,834	830,904	637	19,085	0	0	0.000			20.66
NOV	27	24,344	855,248	471	19,556	0	0	0.000			19.35
DEC	24	20,680	875,928	420	19,976	0	0	0.000			20.31
1988											
JAN	28	16,373	892,301	433	20,409	0	0	0.000			26.45
FEB	15	11,063	903,364	227	20,636	0	0	0.000			20.52
MAR	28	17,964	921,328	363	20,999	0	0	0.000			20.21
APR	30	19,096	940,424	381	21,380	0	0	0.000			19.95
MAY	30	19,041	959,465	313	21,693	0	0	0.000			16.44
JUN	30	16,518	975,983	274	21,967	0	0	0.000			16.59
JUL	31	16,858	992,841	281	22,248	0	0	0.000			16.67
AUG	30	15,350	1,008,191	232	22,480	0	0	0.000			15.11
SEP	28	14,003	1,022,194	226	22,706	0	0	0.000			16.14
OCT	31	14,575	1,036,769	207	22,913	0	0	0.000			14.20
NOV	22	9,527	1,046,296	166	23,079	0	0	0.000			17.42
DEC	26	8,420	1,054,716	95	23,174	0	0	0.000			11.28

PITCHFORK RANCH FIELD
ATOKA FORMATION
GAS PRODUCTION, MCF

DATE		ENRON OIL & GAS COMPANY							MERIDIAN	JOHN L. COX	TOTALS
		MADERA 28 FEDERAL COM #2	PAGE 3 COM #2	MADERA 32 STATE #3	MADERA 33 FEDERAL COM #3	MADERA 33 FEDERAL COM #4	PITCHFORK 34 FED COM #1	DIAMOND FEDERAL 5 #3	PITCHFORK 4 FEDERAL #2	VACA RIDGE 4 FEDERAL COM #2	
1983	JAN										0
	FEB										0
	MAR										0
	APR										0
	MAY										0
	JUN										0
	JUL										0
	AUG										0
	SEP						33,738				33,738
	OCT						27,402				27,402
	NOV						77,032				77,032
	DEC						87,458				87,458
1984	JAN						66,907				66,907
	FEB						94,215				94,215
	MAR						130,059				130,059
	APR						79,168				79,168
	MAY						69,415				69,415
	JUN						82,087				82,087
	JUL						141,015				141,015
	AUG						143,895				143,895
	SEP						142,878				142,878
	OCT						130,843				130,843
	NOV						108,209				108,209
	DEC						130,629				130,629

PITCHFORK RANCH FIELD
ATOKA FORMATION
GAS PRODUCTION, MCF

		ENRON OIL & GAS COMPANY							MERIDIAN	JOHN L. COX	
DATE		MADERA 28 FEDERAL COM #2	PAGE 3 COM #2	MADERA 32 STATE #3	MADERA 33 FEDERAL COM #3	MADERA 33 FEDERAL COM #4	PITCHFORK 34 FED COM #1	DIAMOND FEDERAL 5 #3	PITCHFORK 4 FEDERAL #2	VACA RIDGE 4 FEDERAL COM #2	TOTALS
1987	JAN			3,454			134,802	95,526		23,733	257,515
	FEB			67,523			128,804	83,719		15,281	295,327
	MAR			79,299			143,910	101,468		31,064	355,741
	AP	0		62,584	6,624		132,735	102,832		41,500	346,275
	MA	4,294		72,305	46,077		135,148	107,620		44,220	409,664
	JU	67,866		68,049	48,378		128,108	103,636		39,453	455,490
	JUL	66,397	1,018	64,311	49,388		126,160	58,906		38,859	405,039
	AU	61,790	53,472	60,124	48,233		133,112	96,938		36,410	490,079
	SEP	63,982	61,080	58,791	49,562		130,475	98,493		31,587	493,970
	OC	63,334	64,888	53,402	50,688		130,710	98,642		30,834	492,498
	NO	60,557	62,326	47,208	49,534	7,121	125,272	94,906		24,344	471,268
	DE	62,073	61,709	43,925	49,707	25,942	134,542	96,447		20,680	495,025
1988	JAN	62,032	55,756	41,488	44,243	28,477	130,313	95,323		16,373	474,005
	FEB	54,968	49,059	35,687	47,500	27,249	120,330	86,208		11,063	432,064
	MA	58,803	52,046	34,925	49,711	28,749	129,748	93,355		17,964	465,301
	AP	54,627	49,386	32,156	44,876	26,702	124,715	87,486		19,096	439,044
	MA	53,886	49,967	28,545	44,996	25,237	126,191	84,562		19,041	432,425
	JU	49,549	46,658	26,681	41,303	23,478	119,938	78,385		16,518	402,510
	JUL	51,183	40,596	24,054	34,948	27,733	121,790	78,922		16,858	396,084
	AU	48,577	40,305	23,417	37,868	26,886	118,520	74,895	77,906	15,350	463,724
	SEP	45,412	37,671	30,767	35,530	24,371	111,579	68,933	68,220	14,003	436,486
	OC	44,975	38,528	26,745	39,059	24,372	112,195	67,552	72,810	14,575	440,811
	NO	42,700	35,533	21,931	36,637	22,655	105,164	61,657	67,083	9,527	402,887
	DE	42,345	32,672	22,129	36,677	20,021	105,552	58,065	64,625	8,420	390,506

PITCHFORK RANCH FIELD
ATOKA FORMATION
GAS PRODUCTION, MCF

	ENRON OIL & GAS COMPANY							MERIDIAN	JOHN L. COX	
DATE	MADERA 28 FEDERAL COM #2	PAGE 3 COM #2	MADERA 32 STATE #3	MADERA 33 FEDERAL COM #3	MADERA 33 FEDERAL COM #4	PITCHFORK 34 FED COM #1	DIAMOND FEDERAL 5 #3	PITCHFORK 4 FEDERAL #2	VACA RIDGE 4 FEDERAL COM #2	TOTALS
1989 JAN	40,734	31,918	19,796	35,325	21,324	103,004	56,068	59,491	7,524	375,184
FEB	34,767	26,397	17,742	28,554	18,727	90,555	46,919	48,837	8,251	320,749
MA	38,538	27,837	21,139	31,823	23,658	98,005	21,389	53,670	9,307	325,366
AP	35,501	21,390	19,131	29,085	22,488	101,078	24,950	48,368	6,972	308,963
MA	36,124	21,901	16,020	26,005	22,291	101,024	34,469	47,709	4,647	310,190
JU	31,857	23,757	15,576	25,605	21,548	96,249	39,005	42,456	0	296,053
JUL	32,145	23,203	16,707	25,572	19,444	96,717	42,320	39,364	0	295,472
AU	34,504	21,268	16,396	24,980	20,303	92,696	40,817	49,562	2,607	303,133
SEP	24,884	14,831	11,685	17,263	16,053	71,626	30,674			187,016
OCT										0
NOV										0
DEC										0
										0
										0
TOTAL	1,368,404	1,045,172	1,183,692	1,135,751	524,829	8,537,122	2,650,030	740,101	1,094,024	18,279,125

PITCHFORK RANCH GAS FIELD
ATOKA FORMATION
CONDENSATE PRODUCTION

		ENRON OIL & GAS COMPANY							MERIDIAN	JOHN L. COX	
DATE		MADERA 28 FEDERAL COM #2	PAGE 3 COM #2	MADERA 32 STATE #3	MADERA 33 FEDERAL COM #3	MADERA 33 FEDERAL COM #4	PITCHFORK 34 FED COM #1	DIAMOND FEDERAL 5 #3	PITCHFORK 4 FEDERAL #2	VACA RIDGE 4 FEDERAL COM #2	TOTALS
1983	JAN										0
	FEB										0
	MAR										0
	APR										0
	MAY										0
	JUN										0
	JUL										0
	AUG										0
	SEP						924				924
	OCT						621				621
	NOV						1,738				1,738
	DEC						1,629				1,629
1984	JAN						1,512				1,512
	FEB						2,296				2,296
	MAR						3,243				3,243
	APR						1,754				1,754
	MAY						1,590				1,590
	JUN						1,960				1,960
	JUL						3,343				3,343
	AUG						3,377				3,377
	SEP						3,491				3,491
	OCT						3,115				3,115
	NOV						2,532				2,532
	DEC						2,871				2,871

PITCHFORK RANCH GAS FIELD
ATOKA FORMATION
CONDENSATE PRODUCTION

	ENRON OIL & GAS COMPANY							MERIDIAN	JOHN L. COX	
DATE	MADERA 28 FEDERAL COM #2	PAGE 3 COM #2	MADERA 32 STATE #3	MADERA 33 FEDERAL COM #3	MADERA 33 FEDERAL COM #4	PITCHFORK 34 FED COM #1	DIAMOND FEDERAL 5 #3	PITCHFORK 4 FEDERAL #2	VACA RIDGE 4 FEDERAL COM #2	TOTALS
1985 JAN						2,970				2,970
FEB						2,191				2,191
MAR						2,989				2,989
APR						3,648				3,648
MAY						2,940				2,940
JUN						1,713				1,713
JUL						1,471				1,471
AUG						3,260				3,260
SEP						3,158				3,158
OCT						3,149				3,149
NOV						3,144				3,144
DEC						3,369				3,369
::										0
1986 JAN						3,362				3,362
FEB						3,042			382	3,424
MAR						2,758			171	2,929
APR						2,900			1,452	4,352
MAY						3,288			1,521	4,809
JUN						3,140			1,573	4,713
JUL						3,172			1,524	4,696
AUG						3,173			1,454	4,627
SEP						3,044			966	4,010
OCT						3,075	1,320		1,199	5,594
NOV						3,157	2,169		1,243	6,569
DEC						3,327	2,392		701	6,420

PITCHFORK RANCH GAS FIELD
ATOKA FORMATION
CONDENSATE PRODUCTION

	ENRON OIL & GAS COMPANY							MERIDIAN	JOHN L. COX	
DATE	MADERA 28 FEDERAL COM #2	PAGE 3 COM #2	MADERA 32 STATE #3	MADERA 33 FEDERAL COM #3	MADERA 33 FEDERAL COM #4	PITCHFORK 34 FED COM #1	DIAMOND FEDERAL 5 #3	PITCHFORK 4 FEDERAL #2	VACA RIDGE 4 FEDERAL COM #2	TOTALS
1987 JAN			152			3,601	2,260		509	6,522
FEB			1,532			3,345	1,951		327	7,155
MAR			1,485			3,674	2,332		598	8,089
APR	0		1,082	174		3,473	2,208		875	7,812
MAY	138		883	997		3,454	2,240		907	8,619
JUN	1,359		705	1,017		3,264	2,004		821	9,170
JUL	1,280	30	556	1,001		3,236	1,978		805	8,886
AUG	1,156	1,341	417	940		3,222	1,796		757	9,629
SEP	1,171	1,438	292	937		3,057	1,822		663	9,380
OCT	1,143	1,469	427	921		3,081	1,756		637	9,434
NOV	1,132	1,386	374	868	175	2,902	1,685		471	8,993
DEC	1,149	1,334	334	822	470	2,961	1,706		420	9,196
1988 JAN	1,098	1,211	301	800	494	2,842	1,608		433	8,787
FEB	919	998	243	689	260	2,593	1,350		227	7,279
MAR	1,000	973	243	701	458	2,611	1,379		363	7,728
APR	893	915	219	611	415	2,424	1,252		381	7,110
MAY	872	921	206	593	389	2,410	1,248		313	6,952
JUN	802	842	197	528	342	2,144	1,137		274	6,266
JUL	793	715	170	470	388	2,171	1,106		281	6,094
AUG	733	707	177	494	370	2,093	1,026	1,381	232	7,213
SEP	682	647	217	449	341	1,894	929	1,031	226	6,416
OCT	704	652	174	428	345	1,901	864	977	207	6,252
NOV	664	589	146	401	329	1,736	761	834	166	5,626
DEC	658	536	148	396	302	1,725	714	744	95	5,318

PITCHFORK RANCH GAS FIELD
ATOKA FORMATION
CONDENSATE PRODUCTION

	ENRON OIL & GAS COMPANY							MERIDIAN	JOHN L. COX	
DATE	MADERA 28 FEDERAL COM #2	PAGE 3 COM #2	MADERA 32 STATE #3	MADERA 33 FEDERAL COM #3	MADERA 33 FEDERAL COM #4	PITCHFORK 34 FED COM #1	DIAMOND FEDERAL 5 #3	PITCHFORK 4 FEDERAL #2	VACA RIDGE 4 FEDERAL COM #2	TOTALS
1989 JAN	639	526	143	374	305	1,683	663	673	107	5,113
FEB	528	402	99	308	272	1,433	523	453	74	4,092
MAR	564	410	140	338	289	1,518	204	608	74	4,145
APR	494	226	121	302	270	1,495	281	465	41	3,695
MAY	465	237	118	280	263	1,439	345	456	4	3,607
JUN	451	285	100	262	237	1,349	373	390	7	3,454
JUL	418	292	108	259	246	1,341	398	346	0	3,408
AUG	438	263	94	248	226	1,237	403	371	0	3,280
SEP	318	165	74	129	166	934	282			2,068
OCT										0
NOV										0
DEC										0
										0
										0
TOTAL	22,661	19,510	11,677	16,737	7,352	185,679	46,465	8,729	23,481	309,429

K+E 10 YEARS BY MONTHS x 3 LOG CYCLES
KEUFFEL & ESSER CO. MADE IN U.S.A.

47 6740

BEFORE EXAMINER STOGNER
OIL CONSERVATION DIVISION
ENRON EXHIBIT NO. 10
CASE NO. 9838



EOG
Pitchfork 34 Fed. Com. #1
PITCHFORK RANCH ATOKA
Lea County, New Mexico

47 6740
K+E 10 YEARS BY MONTHS x 3 LOG CYCLES
KEUFFEL & ESSER CO. MADE IN U.S.A.

EOG
Madera 32 State #3
PITCHFORK RANCH ATOKA
Lea County, New Mexico

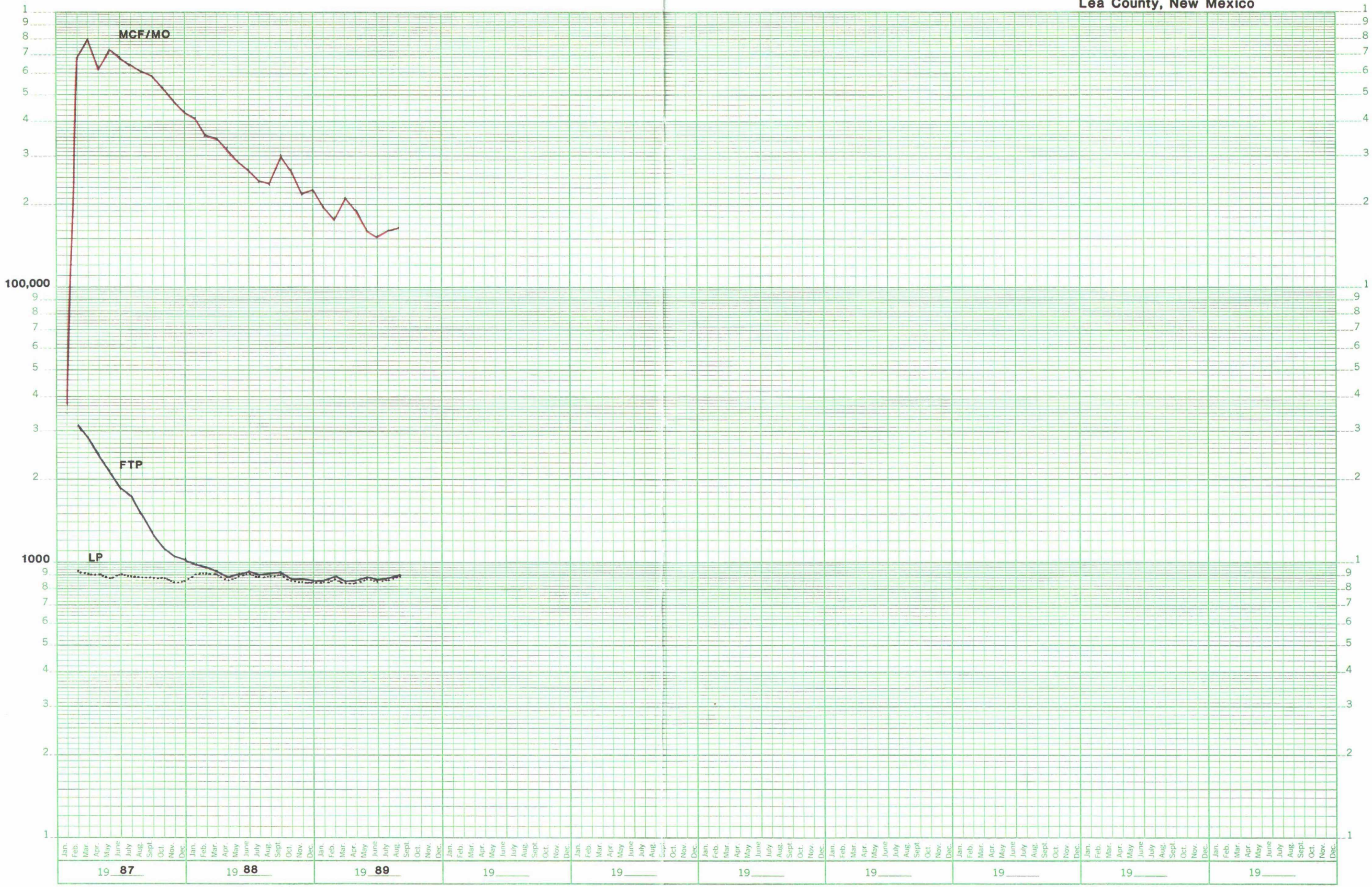

47 6740
K+E 10 YEARS BY MONTHS x 3 LOG CYCLES
KEUFFEL & ESSER CO. MADE IN U.S.A.

EOG
Diamond 5 Fed. Com. #3
PITCHFORK RANCH ATOKA
Lea County, New Mexico

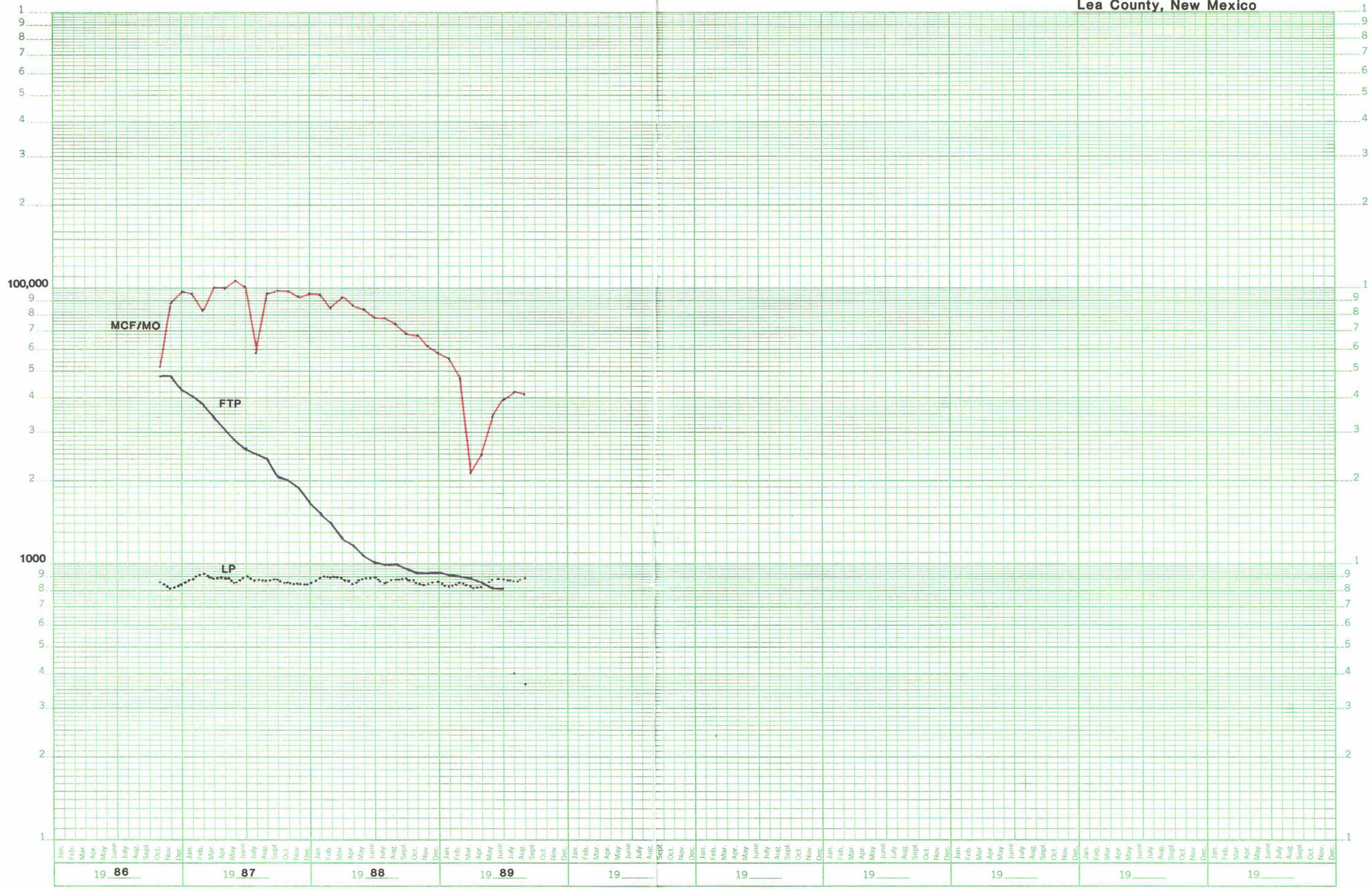

47 6740
K+E 10 YEARS BY MONTHS x 3 LOG CYCLES
KEUFFEL & ESSER CO. MADE IN U.S.A.

EOG
Madera 33 Fed. Com. #3
PITCHFORK RANCH ATOKA
Lea County, New Mexico

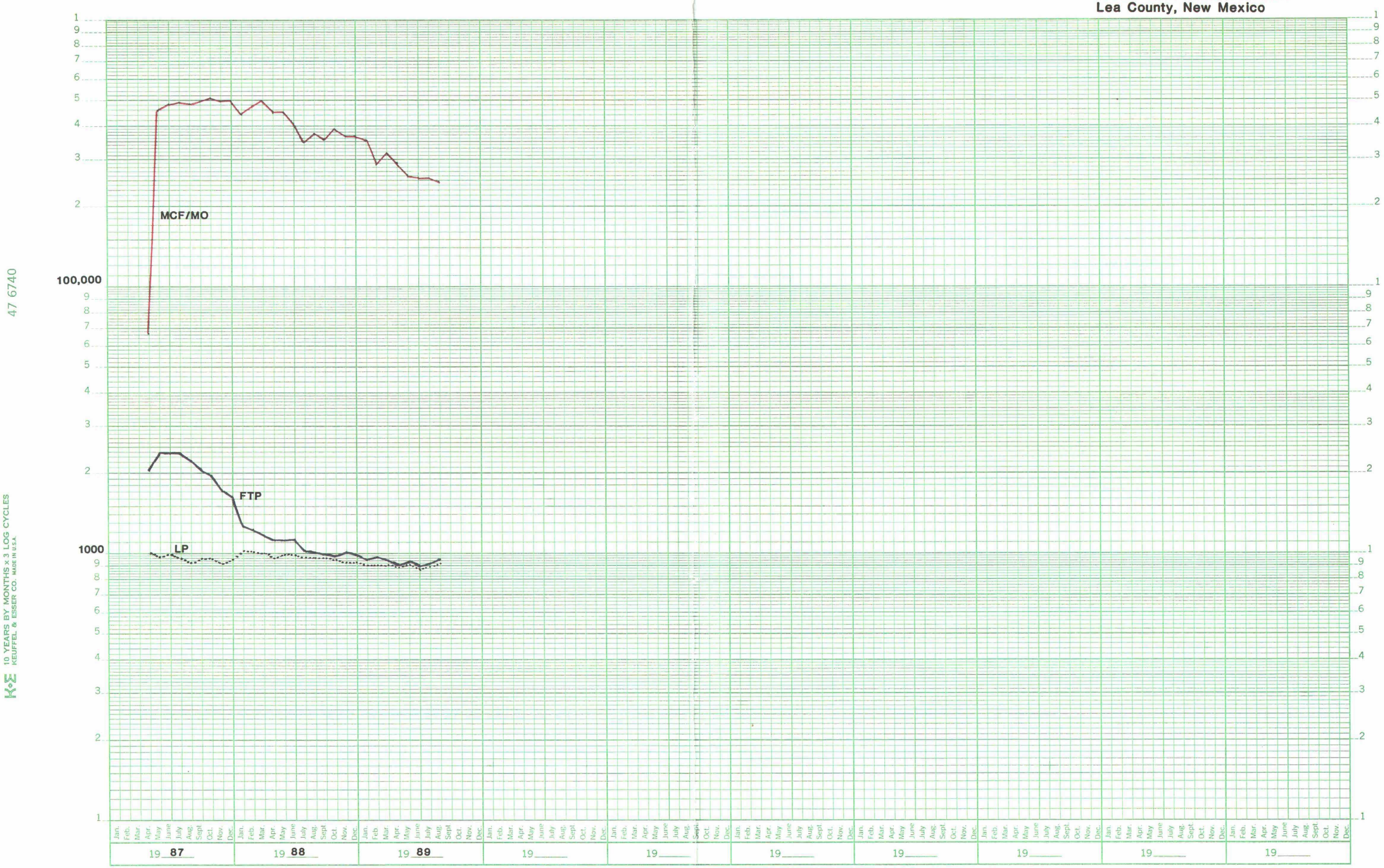

EOG
Page 3 Fed. Com. #2
PITCHFORK RANCH ATOKA
Lea County, New Mexico

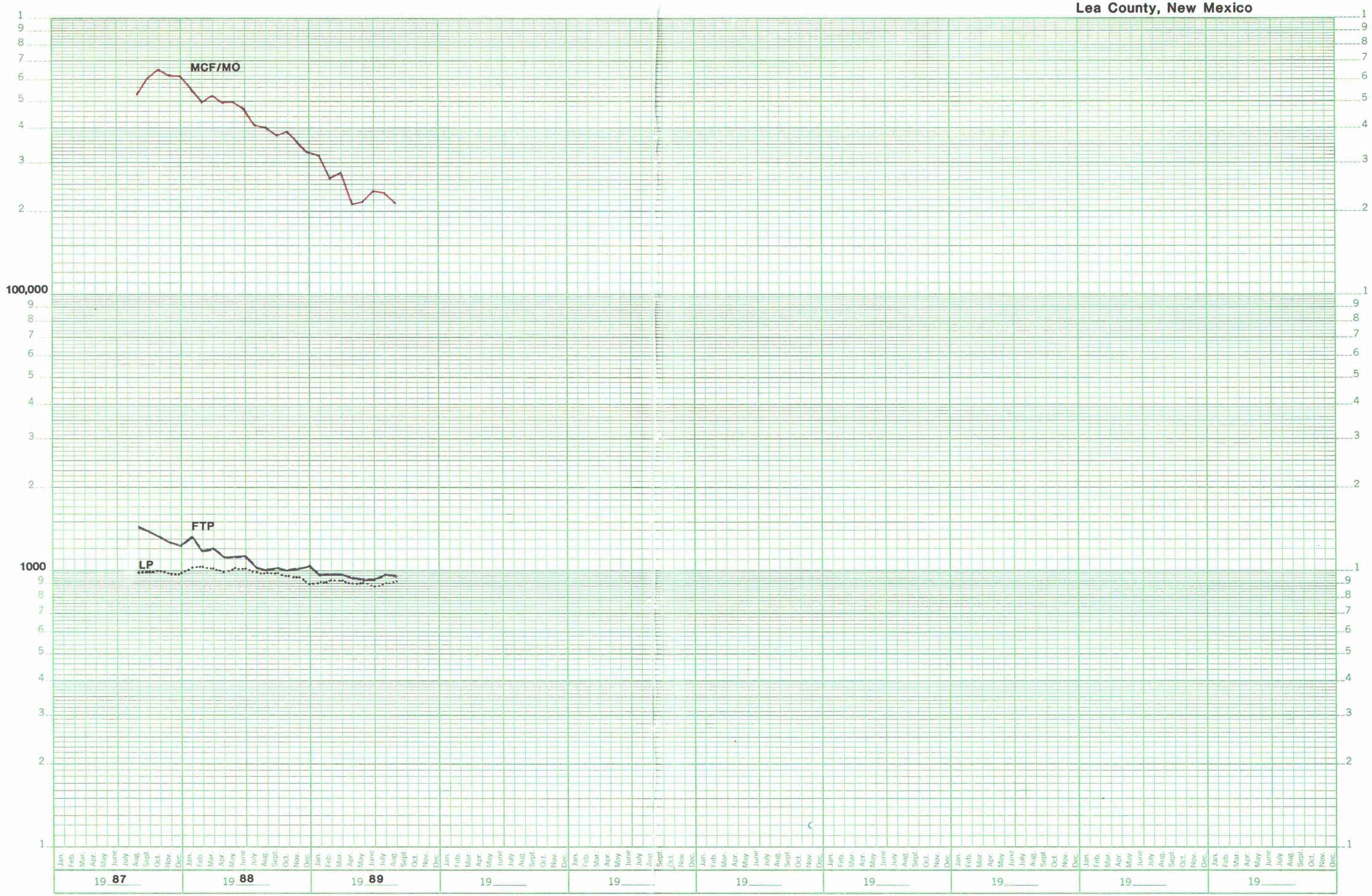

47 6740
K+E 10 YEARS BY MONTHS x 3 LOG CYCLES
KEUFFEL & ESSER CO. MADE IN U.S.A.

EOG.
Madera 28 Fed. Com. #2
PITCHFORK RANCH ATOKA
Lea County, New Mexico

47 6740
K+E 10 YEARS BY MONTHS x 3 LOG CYCLES
KEUFFEL & ESSER CO. MADE IN U.S.A.

All wells w/exception of the Cox well is non-standard

PITCHFORK RANCH ATOKA GAS POOL

RESERVOIR PARAMETERS

	Completion Date	Reservoir Pressure Initial	Reservoir Pressure Current Oct. 1989	Permeability Md	Porosity Ft.
Pitchfork "34" Fed Com #1	06/10/83	10558	3044	17	1.52
Cox-Vaca Ridge 4 Fed #2	02/23/86				0.60
Diamond "5" Fed #3	09/23/86	8249	2489	18.6	1.04
Madera "32" St Com #3	01/20/87		1751	4.1	0.44
Madera "33" Fed Com #3	03/07/87	7067	2746	0.6	1.08
Madera "28" Fed #2	05/12/87	7499	3664	11	0.75
Page "3" Com #2	07/16/87	6090	3159*		0.80
Madera "33" Fed Com #4	09/15/87	6145	3334		0.66
Meridian-Pitchfork 4 Fed #2	07/25/88				0.78

* Pressure buildup test inconclusive due to possible mechanical problem. No reservoir parameters wee calculated.

BEFORE EXAMINER STORMER
OIL CONSERVATION DIVISION
ENRON EXHIBIT NO. 11
CASE NO. 9838

PITCHFORK RANCH-ATOKA GAS POOL

CALCULATION OF SEASONAL ADJUSTMENT FACTORS

A	B	C	D	E	F	G	H	I	J
							(C)(E)		H÷I
Year	Month	Production (from all wells in the pool for the month)	Calculated Seasonal Adj. Factor	Avg. Calc. Seasonal Adj. Factor	Year	Month	Calculated Pool Allowable	No. of Active Wells	Calculated Allowable Per Well
1987	Jun.	445,109	1.076	1.116	1987	Aug.	496,824	7	70,975
	July	395,901	1.219	1.162		Sept.	460,174	7	65,739
	Aug.	478,755	1.005	0.978		Oct.	468,020	7	66,860
	Sept.	482,432	0.954	0.938		Nov.	452,717	8	56,590
	Oct.	480,975	1.005	0.945		Dec.	454,575	8	56,822
	Nov.	460,117	1.005	0.968	1988	Jan.	445,456	8	55,682
	Dec.	483,185	0.872	0.847		Feb.	409,171	8	51,146
1988	Jan.	462,564	0.982	0.925		Mar.	427,762	8	53,470
	Feb.	421,559	1.017	0.990		Apr.	417,384	8	52,173
	Mar.	454,134	0.929	0.969		May	440,038	8	55,005
	Apr.	428,566	0.917	0.937		June	401,524	8	50,191
	May	422,106	0.916	0.907		July	383,029	8	47,879
	June	392,881	1.157	1.116		Aug.	438,455	9	48,717
	July	386,618	1.106	1.223		Sept.	472,834	9	52,537
	Aug.	454,477	0.951	0.878		Oct.	399,031	9	44,337
	Sept.	427,648	0.923	0.938		Nov.	401,134	9	44,570
	Oct.	431,988	0.886	0.945		Dec.	408,229	9	45,359
	Nov.	394,748	0.931	0.968	1989	Jan.	382,116	9	42,457
	Dec.	382,581	0.821	0.847		Feb	324,046	9	36,005
1989	Jan.	367,492	0.868	0.925		Mar.	339,930	9	37,770
	Feb	314,168	0.964	0.990		Apr.	311,026	9	34,558
	Mar.	318,892	1.008	0.969		May	309,006	9	34,334
	Apr.	302,723	0.957	0.937		June	283,651	9	31,517
	May	321,585	0.899	0.907		July	291,678	9	32,409
	June	289,727	1.025	1.116		Aug.	323,335	9	35,926
	July	289,079	0.000	1.223		Sept.	353,544	9	39,283
	Aug.	296,868	0.000	0.878		Oct.	260,650	9	28,961

BEFORE EXAMINER STOGNER
OIL CONSERVATION DIVISION
ENRON EXHIBIT NO. 12
CASE NO. 9838

PITCHFORK RANCH-ATOKA GAS POOL

SAMPLE ALLOWABLE CALCULATIONS

Operator/Well		1988 April	May	June	July	August	September	October	November	December	1989 January	February	March
John L. Cox													
vaca Ridge 4 Fed. Com #2	Production	19,096	19,041	16,518	16,858	15,350	14,003	14,575	9,527	8,420	7,524	8,251	9,307
	Allowable	52,173	55,005	50,191	47,879	48,717	52,537	44,337	44,570	45,359	42,457	36,005	37,770
	Over/Under	33,077	35,964	33,673	31,021	33,367	38,534	29,762	35,043	36,939	34,933	27,754	28,463
	Cumulative	33,077	69,041	102,714	133,735	167,102	205,636	235,398	270,441	307,380	342,313	370,067	398,530
Enron Oil and Gas Co.													
Diamond 5 Fed. # 3	Production	85,303	82,451	76,429	76,952	73,025	67,213	65,866	60,119	56,616	54,668	45,748	20,856
	Allowable	52,173	55,005	50,191	47,879	48,717	52,537	44,337	44,570	45,359	42,457	36,005	37,770
	Over/Under	(33,130)	(27,446)	(26,238)	(29,073)	(24,308)	(14,676)	(21,529)	(15,549)	(11,257)	(12,211)	(9,743)	16,914
	Cumulative	(33,130)	(60,576)	(86,814)	(115,887)	(140,195)	(154,871)	(176,400)	(191,949)	(203,206)	(215,417)	(225,160)	(208,246)
Madera 28 Fed. Com # 2	Production	53,264	52,541	48,313	49,905	47,364	44,279	43,852	41,635	41,288	39,717	33,899	37,576
	Allowable	52,173	55,005	50,191	47,879	48,717	52,537	44,337	44,570	45,359	42,457	36,005	37,770
	Over/Under	(1,091)	2,464	1,878	(2,026)	1,353	8,258	485	2,935	4,071	2,740	2,106	194
	Cumulative	(1,091)	1,373	3,251	1,225	2,578	10,836	11,321	14,256	18,327	21,067	23,173	23,367
Madera 32 State # 3	Production	31,354	27,832	26,016	23,453	22,833	30,000	26,077	21,384	21,576	19,302	17,299	20,611
	Allowable	52,173	55,005	50,191	47,879	48,717	52,537	44,337	44,570	45,359	42,457	36,005	37,770
	Over/Under	20,819	27,173	24,175	24,426	25,884	22,537	18,260	23,186	23,783	23,155	18,706	17,159
	Cumulative	20,819	47,992	72,167	96,593	122,477	145,014	163,274	186,460	210,243	233,398	252,104	269,263
Madera 33 Fed. Com # 3	Production	43,756	43,873	40,273	34,075	36,923	34,644	38,084	35,723	35,761	34,443	27,841	31,028
	Allowable	52,173	55,005	50,191	47,879	48,717	52,537	44,337	44,570	45,359	42,457	36,005	37,770
	Over/Under	8,417	11,132	9,918	13,804	11,794	17,893	6,253	8,847	9,598	8,014	8,164	6,742
	Cumulative	8,417	19,549	29,467	43,271	55,065	72,958	79,211	88,058	97,656	105,670	113,834	120,576
Madera 33 Fed. Com # 4	Production	26,036	24,607	22,893	27,041	26,215	23,763	23,763	22,090	19,522	20,792	18,260	23,067
	Allowable	52,173	55,005	50,191	47,879	48,717	52,537	44,337	44,570	45,359	42,457	36,005	37,770
	Over/Under	26,137	30,398	27,298	20,838	22,502	28,774	20,574	22,480	25,837	21,665	17,745	14,703
	Cumulative	26,137	56,535	83,833	104,671	127,173	155,947	176,521	199,001	224,838	246,503	264,248	278,951
Page 3 Com # 2	Production	48,154	48,720	45,494	39,583	39,299	36,731	37,566	34,647	31,856	31,121	25,738	27,142
	Allowable	52,173	55,005	50,191	47,879	48,717	52,537	44,337	44,570	45,359	42,457	36,005	37,770
	Over/Under	4,019	6,285	4,697	8,296	9,418	15,806	6,771	9,923	13,503	11,336	10,267	10,628
	Cumulative	4,019	10,304	15,001	23,297	32,715	48,521	55,292	65,215	78,718	90,054	100,321	110,949
Pitchfork 34 Fed. Com # 1	Production	121,603	123,041	116,945	118,751	115,562	108,795	109,395	102,540	102,917	100,434	88,295	95,559
	Allowable	52,173	55,005	50,191	47,879	48,717	52,537	44,337	44,570	45,359	42,457	36,005	37,770
	Over/Under	(69,430)	(68,036)	(66,754)	(70,872)	(66,845)	(56,258)	(65,058)	(57,970)	(57,558)	(57,977)	(52,290)	(57,789)
	Cumulative	(69,430)	(137,466)	(204,220)	(275,092)	(341,937)	(398,195)	(463,253)	(521,223)	(578,781)	(636,758)	(689,048)	(746,837)
Meridian Oil Inc.													
Pitchfork 4 Fed. # 2	Production					77,906	68,220	72,810	67,083	64,625	59,491	48,837	53,670
	Allowable					48,717	52,537	44,337	44,570	45,359	42,457	36,005	37,770
	Over/Under					(29,189)	(15,683)	(28,473)	(22,513)	(19,266)	(17,034)	(12,832)	(15,900)
	Cumulative					(29,189)	(44,872)	(73,345)	(95,858)	(115,124)	(132,158)	(144,990)	(160,890)
Pool (over)/under status		(11,182)	6,752	15,399	11,813	(4,011)	40,974	8,019	14,401	40,051	54,672	64,549	85,663
Six times over produced limit		313,038	312,534	314,738	307,872	304,758	306,502	300,719	296,556	293,845	289,935	283,216	278,500

Monthly Production From The Three Non Marginal Wells	April	May	June	July	August	September	October	November	December	January	February	March
	206,906	205,492	193,374	195,703	266,493	244,228	248,071	229,742	224,158	214,593	182,880	170,085

PITCHFORK RANCH-ATOKA GAS POOL

SAMPLE ALLOWABLE CALCULATIONS

Operator/Well		1989 April	May	June	July	August	September	October	November	December	1990 January	February	March
John L. Cox													
vaca Ridge 4 Fed. Com #2	Production	6,972	4,647	0	0	2,607	0	0	0	0	0	0	0
	Allowable	34,558	34,334	31,517	32,409	35,926	39,283	28,961	0	0	0	0	0
	Over/Under	27,586	29,687	31,517	32,409	33,319	39,283	28,961	0	0	0	0	0
	Cumulative	426,116	455,803	487,320	519,729	553,048	592,331	621,292	621,292	621,292	621,292	621,292	621,292
Enron Oil and Gas Co.													
Diamond 5 Fed. # 3	Production	24,328	33,608	38,032	41,264	39,798	0	0	0	0	0	0	0
	Allowable	34,558	34,334	31,517	32,409	35,926	39,283	28,961	0	0	0	0	0
	Over/Under	10,230	726	(6,515)	(8,855)	(3,872)	39,283	28,961	0	0	0	0	0
	Cumulative	(198,016)	(197,290)	(203,805)	(212,660)	(216,532)	(177,249)	(148,288)	(148,288)	(148,288)	(148,288)	(148,288)	(148,288)
Madera 28 Fed. Com # 2	Production	34,615	35,222	31,062	31,342	33,643	0	0	0	0	0	0	0
	Allowable	34,558	34,334	31,517	32,409	35,926	39,283	28,961	0	0	0	0	0
	Over/Under	(57)	(888)	455	1,067	2,283	39,283	28,961	0	0	0	0	0
	Cumulative	23,310	22,422	22,877	23,944	26,227	65,510	94,471	94,471	94,471	94,471	94,471	94,471
Madera 32 State # 3	Production	18,654	15,620	15,188	16,290	15,986	0	0	0	0	0	0	0
	Allowable	34,558	34,334	31,517	32,409	35,926	39,283	28,961	0	0	0	0	0
	Over/Under	15,904	18,714	16,329	16,119	19,940	39,283	28,961	0	0	0	0	0
	Cumulative	285,167	303,881	320,210	336,329	356,269	395,552	424,513	424,513	424,513	424,513	424,513	424,513
Madera 33 Fed. Com # 3	Production	28,360	25,356	24,966	24,934	24,356	0	0	0	0	0	0	0
	Allowable	34,558	34,334	31,517	32,409	35,926	39,283	28,961	0	0	0	0	0
	Over/Under	6,198	8,978	6,551	7,475	11,570	39,283	28,961	0	0	0	0	0
	Cumulative	126,774	135,752	142,303	149,778	161,348	200,631	229,592	229,592	229,592	229,592	229,592	229,592
Madera 33 Fed. Com # 4	Production	21,927	21,734	21,011	18,958	19,796	0	0	0	0	0	0	0
	Allowable	34,558	34,334	31,517	32,409	35,926	39,283	28,961	0	0	0	0	0
	Over/Under	12,631	12,600	10,506	13,451	16,130	39,283	28,961	0	0	0	0	0
	Cumulative	291,582	304,182	314,688	328,139	344,269	383,552	412,513	412,513	412,513	412,513	412,513	412,513
Page 3 Com # 2	Production	20,856	21,354	23,165	22,624	20,737	0	0	0	0	0	0	0
	Allowable	34,558	34,334	31,517	32,409	35,926	39,283	28,961	0	0	0	0	0
	Over/Under	13,702	12,980	8,352	9,785	15,189	39,283	28,961	0	0	0	0	0
	Cumulative	124,651	137,631	145,983	155,768	170,957	210,240	239,201	239,201	239,201	239,201	239,201	239,201
Pitchfork 34 Fed. Com # 1	Production	98,555	98,503	93,847	94,303	90,383	0	0	0	0	0	0	0
	Allowable	34,558	34,334	31,517	32,409	35,926	39,283	28,961	0	0	0	0	0
	Over/Under	(63,997)	(64,169)	(62,330)	(61,894)	(54,457)	39,283	28,961	0	0	0	0	0
	Cumulative	(810,834)	(875,003)	(937,333)	(999,227)	(1,053,684)	(1,014,401)	(985,440)	(985,440)	(985,440)	(985,440)	(985,440)	(985,440)
Meridian Oil Inc.													
Pitchfork 4 Fed. # 2	Production	48,368	47,709	42,456	39,364	49,562	0	0	0	0	0	0	0
	Allowable	34,558	34,334	31,517	32,409	35,926	39,283	28,961	0	0	0	0	0
	Over/Under	(13,810)	(13,375)	(10,939)	(6,955)	(13,636)	39,283	28,961	0	0	0	0	0
	Cumulative	(174,700)	(188,075)	(199,014)	(205,969)	(219,605)	(180,322)	(151,361)	(151,361)	(151,361)	(151,361)	(151,361)	(151,361)
Pool (over)/under status		94,050	99,303	93,229	95,831	122,297	475,844	736,493	736,493	736,493	736,493	736,493	736,493
Six times over produced limit		269,693	259,357	250,020	242,285	235,890	229,263	221,575					

Monthly Production From The Three Non Marginal Wells	April	May	June	July	August	September	October	November	December	January	February	March
	171,251	179,820	174,335	174,931	179,743	0	0	0	0	0	0	0

PITCHFORK RANCH-ATOKA GAS POOL

CALCULATION OF ALLOWABLES TO THREE NON MARGINAL WELLS

Year	Month	Production	Seasonal Adjustment Factor	Year	Month	Allowable	No. of Wells	Calculated Allowable 0
1988	Feb.	201,384	0.990	1988	Apr.	199,370	3	66,457
	Mar.	217,534	0.969		May	210,790	3	70,263
	Apr.	206,906	0.937		June	193,871	3	64,624
	May	205,492	0.907		July	186,381	3	62,127
	June	193,347	1.116		Aug.	215,775	3	71,925
	July	195,703	1.223		Sept.	239,345	3	79,782
	Aug.	266,493	0.878		Oct.	233,981	3	77,994
	Sept.	244,228	0.938		Nov.	229,086	3	76,362
	Oct.	248,071	0.945		Dec.	234,427	3	78,142
	Nov.	229,742	0.968	1989	Jan.	222,390	3	74,130
	Dec.	224,158	0.847		Feb.	189,862	3	63,287
1989	Jan.	214,593	0.925		Mar.	198,499	3	66,166
	Feb.	182,880	0.990		Apr.	181,051	3	60,350
	Mar.	170,085	0.969		May	164,812	3	54,937
	Apr.	171,251	0.937		June	160,462	3	53,487
	May	179,820	0.907		July	163,097	3	54,366
	June	174,931	1.116		Aug,	195,223	3	65,074
	July	174,031	1.223		Sept.	212,840	3	70,947
	Aug,	179,743	0.878		Oct.	157,814	3	52,605
	Sept.		0.938		Nov.	0	3	0
	Oct.		0.945		Dec.	0	3	0
	Nov.		0.968			0	3	0
	Dec.							

PITCHFORK RANCH-ATOKA GAS POOL

SAMPLE ALLOWABLE CALCULATIONS

Operator/Well		1988 April	May	June	July	August	September	October	November	December	1989 January	February	March
John L. Cox													
vaca Ridge 4 Fed. Com #2	Production	19,096	19,041	16,518	16,858	15,350	14,003	14,575	9,527	8,420	7,524	8,251	9,307
	Allowable												
	Over/Under												
	Cumulative												
Enron Oil and Gas Co.													
Diamond 5 Fed. # 3	Production	85,303	82,451	76,429	76,952	73,025	67,213	65,866	60,119	56,616	54,668	45,748	20,856
	Allowable	66,457	70,263	64,624	62,127	71,925	79,782	77,994	76,362	78,142	74,130	63,287	66,166
	Over/Under	(18,846)	(12,188)	(11,805)	(14,825)	(1,100)	12,569	12,128	16,243	21,526	19,462	17,539	45,310
	Cumulative	(18,846)	(31,034)	(42,839)	(57,664)	(58,764)	(46,195)	(34,067)	(17,824)	3,702	23,164	40,703	86,013
Madera 28 Fed. Com # 2	Production	53,264	52,541	48,313	49,905	47,364	44,279	43,852	41,635	41,288	39,717	33,899	37,576
	Allowable												
	Over/Under												
	Cumulative												
Madera 32 State # 3	Production	31,354	27,832	26,016	23,453	22,833	30,000	26,077	21,384	21,576	19,302	17,299	20,611
	Allowable												
	Over/Under												
	Cumulative												
Madera 33 Fed. Com # 3	Production	43,756	43,873	40,273	34,075	36,923	34,644	38,084	35,723	35,761	34,443	27,841	31,028
	Allowable												
	Over/Under												
	Cumulative												
Madera 33 Fed. Com # 4	Production	26,036	24,607	22,693	27,041	26,215	23,763	23,763	22,090	19,522	20,792	18,260	23,067
	Allowable												
	Over/Under												
	Cumulative												
Page 3 Com # 2	Production	48,154	48,720	45,494	39,583	39,299	36,731	37,566	34,647	31,856	31,121	25,738	27,142
	Allowable												
	Over/Under												
	Cumulative												
Pitchfork 34 Fed. Com # 1	Production	121,603	123,041	116,945	118,751	115,562	108,795	109,395	102,540	102,917	100,434	88,295	95,559
	Allowable	66,457	70,263	64,624	62,127	71,925	79,782	77,994	76,362	78,142	74,130	63,287	66,166
	Over/Under	(55,146)	(52,778)	(52,321)	(56,624)	(43,637)	(29,013)	(31,401)	(26,178)	(24,775)	(26,304)	(25,008)	(29,393)
	Cumulative	(55,146)	(107,924)	(160,245)	(216,869)	(260,506)	(289,519)	(320,920)	(347,098)	(371,873)	(398,177)	(423,185)	(452,578)
Meridian Oil Inc.													
Pitchfork 4 Fed. # 2	Production					77,906	68,220	72,810	67,083	64,625	59,491	48,837	53,670
	Allowable					71,925	79,782	77,994	76,362	78,142	74,130	63,287	66,166
	Over/Under					(5,981)	11,562	5,184	9,279	13,517	14,639	14,450	12,496
	Cumulative					(5,981)	5,581	10,765	20,044	33,561	48,200	62,650	75,146
Pool (over)/under status		(73,992)	(138,958)	(203,084)	(274,533)	(325,251)	(330,133)	(344,222)	(344,878)	(334,610)	(326,813)	(319,832)	(291,419)
Six times over produced limit		362,742	410,160	402,688	395,207	402,475	415,178	422,719	427,151	431,784	433,084	428,233	425,630

Monthly Production From The Three Non Marginal Wells	April	May	June	July	August	September	October	November	December	January	February	March
	206,906	205,492	193,374	195,703	266,493	244,228	248,071	229,742	224,158	214,593	182,880	170,085

PITCHFORK RANCH-ATOKA GAS POOL

SAMPLE ALLOWABLE CALCULATIONS

Operator/Well		1989 April	May	June	July	August	September	October	November	December	1990 January	February	March
John L. Cox													
vaca Ridge 4 Fed. Com #2	Production	6,972	4,647	0	0	2,607	0	0	0	0	0	0	0
	Allowable												
	Over/Under												
	Cumulative												
Enron Oil and Gas Co.													
Diamond 5 Fed. # 3	Production	24,328	33,608	38,032	41,264	39,798	0	0	0	0	0	0	0
	Allowable	60,350	54,937	53,487	54,366	65,074	70,947	52,605	0	0	0	0	0
	Over/Under	36,022	21,329	15,455	13,102	25,276	70,947	52,605	0	0	0	0	0
	Cumulative	73,589	94,918	110,373	123,475	148,751	219,698	272,303	272,303	272,303	272,303	272,303	272,303
Madera 28 Fed. Com # 2	Production	34,615	35,222	31,062	31,342	33,643	0	0	0	0	0	0	0
	Allowable												
	Over/Under												
	Cumulative												
Madera 32 State # 3	Production	18,654	15,620	15,188	16,290	15,986	0	0	0	0	0	0	0
	Allowable												
	Over/Under												
	Cumulative												
Madera 33 Fed. Com # 3	Production	28,360	25,356	24,966	24,934	24,356	0	0	0	0	0	0	0
	Allowable												
	Over/Under												
	Cumulative												
Madera 33 Fed. Com # 4	Production	21,927	21,734	21,011	18,958	19,796	0	0	0	0	0	0	0
	Allowable												
	Over/Under												
	Cumulative												
Page 3 Com # 2	Production	20,856	21,354	23,165	22,624	20,737	0	0	0	0	0	0	0
	Allowable												
	Over/Under												
	Cumulative												
Pitchfork 34 Fed. Com # 1	Production	98,555	98,503	93,847	94,303	90,363	0	0	0	0	0	0	0
	Allowable	60,350	54,937	53,487	54,366	65,074	70,947	52,605	0	0	0	0	0
	Over/Under	(38,205)	(43,566)	(40,360)	(39,937)	(25,309)	70,947	52,605	0	0	0	0	0
	Cumulative	(490,783)	(534,349)	(574,709)	(614,646)	(639,955)	(569,008)	(516,403)	(516,403)	(516,403)	(516,403)	(516,403)	(516,403)
Meridian Oil Inc.													
Pitchfork 4 Fed. # 2	Production	48,368	47,709	42,456	39,364	49,562	0	0	0	0	0	0	0
	Allowable	60,350	54,937	53,487	54,366	65,074	70,947	52,605	0	0	0	0	0
	Over/Under	11,982	7,228	11,031	15,002	15,512	70,947	52,605	0	0	0	0	0
	Cumulative	87,128	94,356	105,387	120,389	135,901	206,848	259,453	259,453	259,453	259,453	259,453	259,453
Pool (over)/under status		(330,066)	(345,075)	(358,949)	(370,782)	(355,303)	(142,462)	15,353	15,353	15,353	15,353	15,353	15,353
Six times over produced limit		269,693	259,357	250,020	242,285	235,890	229,283	221,575					

Monthly Production From The Three Non Marginal Wells	April	May	June	July	August	September	October	November	December	January	February	March
	171,251	179,820	174,335	174,931	179,743	0	0	0	0	0	0	0