

WELL PRODUCTION HISTORY
PRESIDIO EXPLORATION/SUPERIOR FEDERAL #8
EAST BURTON FLAT FIELD

DATE	CONDENSATE PRODUCTION		GAS PRODUCTION		GOR (CF/BBL)	WATER PRODUCTION		% WATER
	MONTHLY (BBL)	CUMULATIVE (BBL)	MONTHLY (MCF)	CUMULATIVE (MCF)		MONTHLY (BBL)	CUMULATIVE (BBL)	
Feb-90								
Mar-90								
Apr-90								
May-90								
Jun-90	761	761	0	0	0	0	0	0.00
Jul-90	3,459	4,220	5,526	5,526	1,598	8	8	0.23
Aug-90	10,078	14,298	44,521	50,047	4,418	32	40	0.32
Sep-90	9,967	24,265	46,874	96,921	4,703	30	70	0.30
Oct-90	10,342	34,607	53,414	150,335	5,165	32	102	0.31
Nov-90	10,002	44,609	50,266	200,601	5,026	30	132	0.30
Dec-90	<u>10,281</u>	54,890	<u>50,956</u>	251,557	<u>4,956</u>	<u>31</u>	163	0.30
	54,890		251,557			163		
Jan-91	10,499	65,389	50,769	302,326	4,836	31	194	0.29
Feb-91	9,664	75,053	48,021	350,347	4,969	28	222	0.29
Mar-91	10,569	85,622	44,476	394,823	4,208	31	253	0.29
Apr-91	10,029	95,651	45,082	439,905	4,495	30	283	0.30
May-91	9,750	105,401	49,687	489,592	5,096	30	313	0.31
Jun-91	10,084	115,485	38,278	527,870	3,796	30	343	0.30
Jul-91	10,520	126,005	36,305	564,175	3,451	31	374	0.29
Aug-91	10,593	136,598	35,184	599,359	3,321	31	405	0.29
Sep-91	<u>9,907</u>	<u>146,505</u>	<u>28,883</u>	<u>628,242</u>	<u>2,915</u>	<u>30</u>	<u>435</u>	0.30
	91,615		376,685			272		


BEFORE EXAMINER SIGNATURE

ON OFFICIAL JOURNAL

Presidio

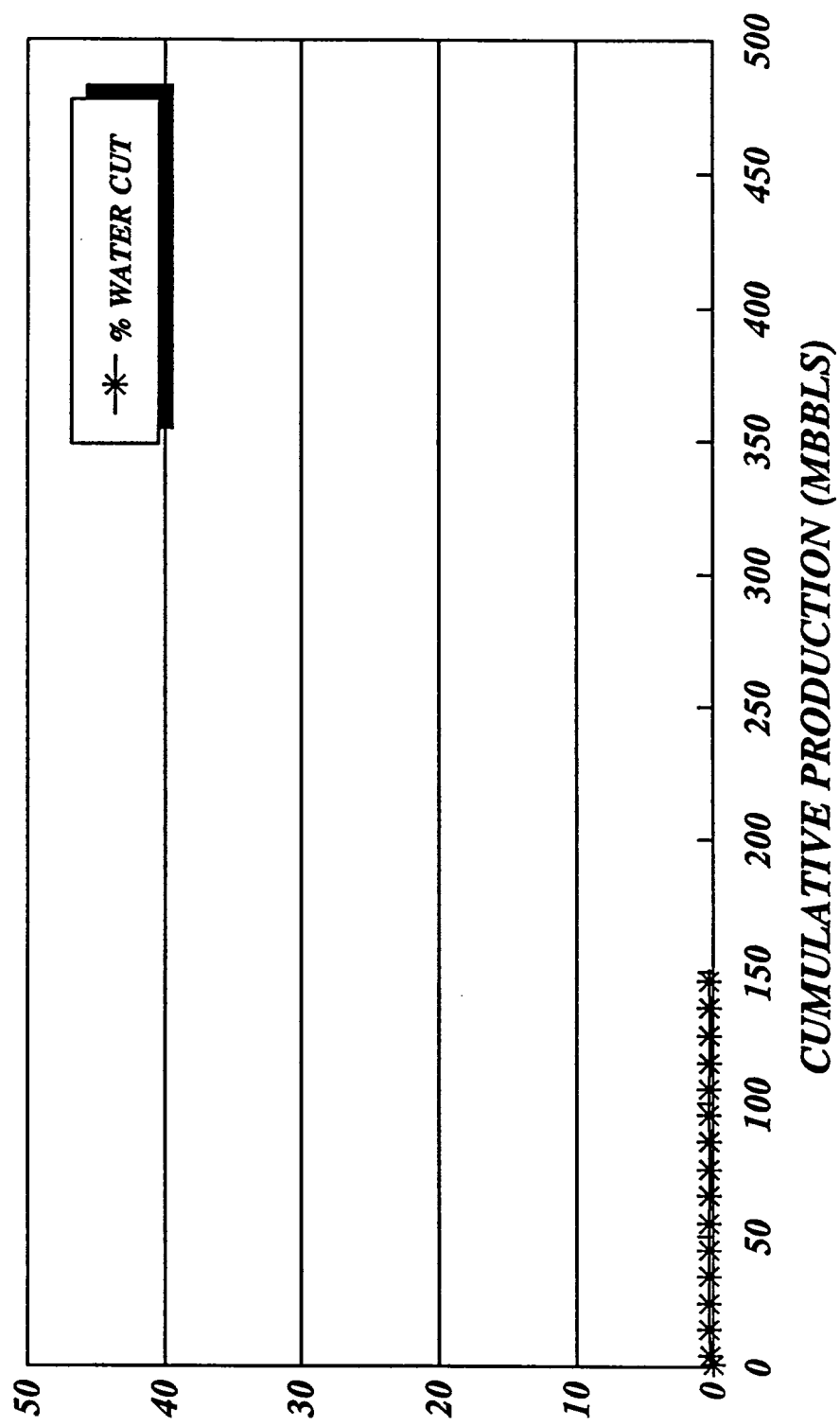
5A

**PRODUCTION, GOR vs. CUMULATIVE CONDENSATE
 PRESIDIO EXPL/SUPERIOR FEDERAL #8
 EAST BURTON FLAT FIELD**



*Cumulative production through 9/30/91
 628.2 MMCF, 146.5 MBBLS, 435 BW*

**% WATER CUT vs. CUMULATIVE CONDENSATE
 PRESIDIO EXPL/SUPERIOR FEDERAL #8
 EAST BURTON FLAT FIELD**

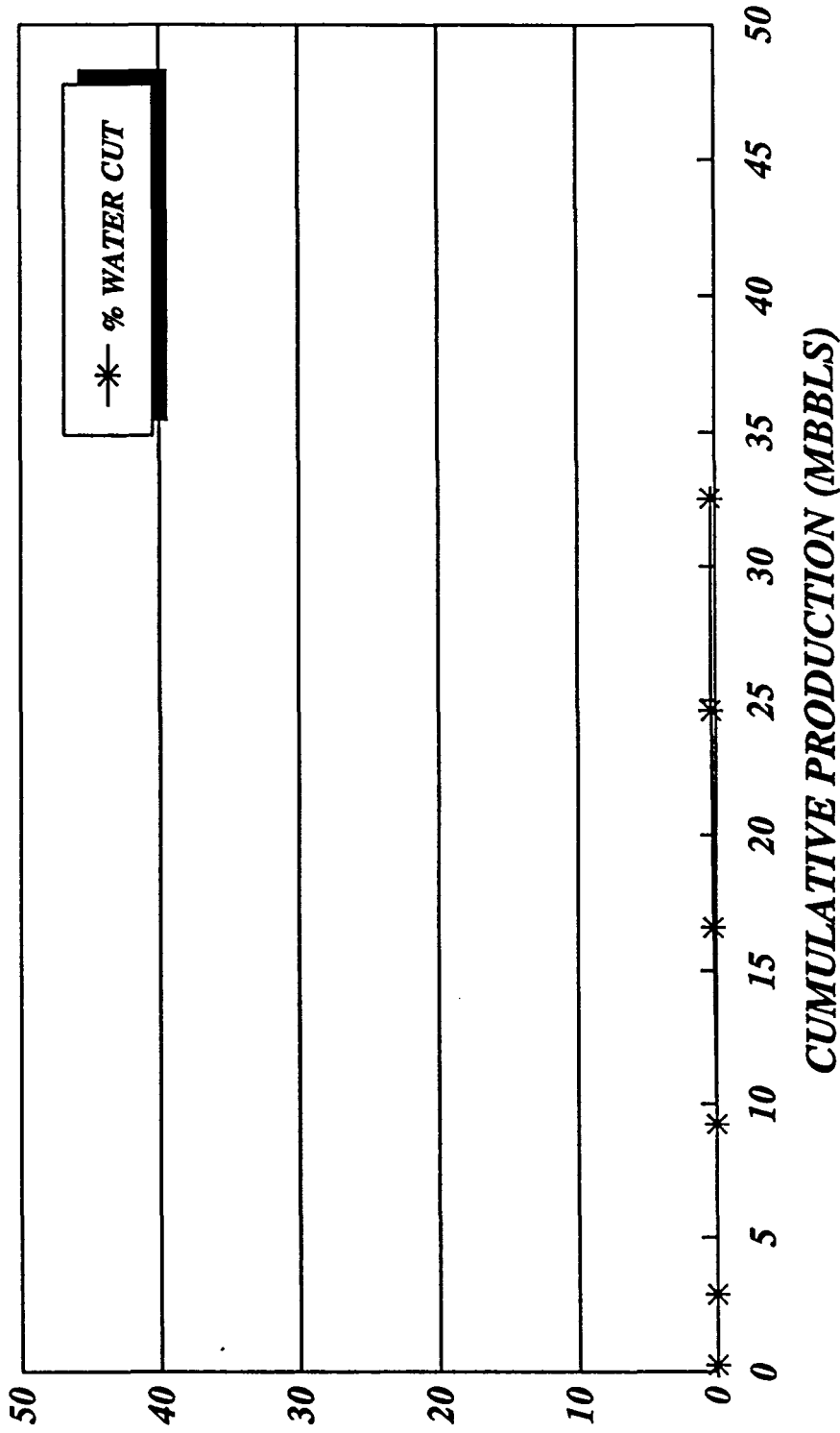


*Cumulative production through 9/30/91
 628.2 MMCF, 146.5 MMBLS, 435 BW*

WELL PRODUCTION HISTORY
PRESIDIO EXPLORATION/SUPERIOR FEDERAL #9
EAST BURTON FLAT FIELD


DATE	CONDENSATE PRODUCTION		GAS PRODUCTION		GOR (CF/BBL)	WATER PRODUCTION		% WATER
	MONTHLY (BBLs)	CUMULATIVE (BBLs)	MONTHLY (MCF)	CUMULATIVE (MCF)		MONTHLY (BBLs)	CUMULATIVE (BBLs)	
Jan-91								
Feb-91								
Mar-91								
Apr-91	233	233	6,659	6,659	28,579	0	0	0.00
May-91	2,648	2,881	21,322	27,981	8,052	0	0	0.00
Jun-91	6,332	9,213	38,533	66,514	6,085	0	0	0.00
Jul-91	7,386	16,599	39,587	106,101	5,360	16	16	0.22
Aug-91	8,044	24,643	37,504	143,605	4,662	29	45	0.36
Sep-91	7,879	32,522	35,367	178,972	4,489	30	75	0.38
	32,522		178,972			75		

**% WATER CUT vs. CUMULATIVE CONDENSATE
 PRESIDIO EXPL/SUPERIOR FEDERAL #9
 EAST BURTON FLAT FIELD**



Cumulative production through 9/30/91
 179 MMCF, 32.5 MMBLS, 75 BW

**PRODUCTION, GOR vs. CUMULATIVE CONDENSATE
 PRESIDIO EXPL/SUPERIOR FEDERAL #9
 EAST BURTON FLAT FIELD**



Cumulative production through 9/30/91
 179 MMCF, 32.5 MMBLS, 75 BW


WELL PRODUCTION HISTORY
YATES PETROLEUM CORP./SLINKARD UR FEDERAL #1
EAST BURTON FLAT FIELD

DATE	CONDENSATE PRODUCTION		GAS PRODUCTION		GOR (CF/BBL)	WATER PRODUCTION		% WATER
	MONTHLY (BBLs)	CUMULATIVE (BBLs)	MONTHLY (MCF)	CUMULATIVE (MCF)		MONTHLY (BBLs)	CUMULATIVE (BBLs)	
Jan-91	7,133	233,075	19,314	713,756	2,708	450	6,144	5.93
Feb-91	6,062	239,137	15,875	729,631	2,619	456	6,600	7.00
Mar-91	6,021	245,158	16,372	746,003	2,719	452	7,052	6.98
Apr-91	5,442	250,600	15,012	761,015	2,759	366	7,418	6.30
May-91	5,137	255,737	14,510	775,525	2,825	354	7,772	6.45
Jun-91	4,763	260,500	13,324	788,849	2,797	510	8,282	9.67
Jul-91	4,386	264,886	11,500	800,349	2,622	255	8,537	5.49
Aug-91	3,975	268,861	11,638	811,987	2,928	250	8,787	5.92
Sep-91	<u>3,579</u>	<u>272,440</u>	<u>10,894</u>	<u>822,881</u>	<u>3,044</u>	<u>315</u>	<u>9,102</u>	<u>8.09</u>
	46,498		128,439			3,408		

WELL PRODUCTION HISTORY
YATES PETROLEUM CORP./SLINKARD UR FEDERAL #1
EAST BURTON FLAT FIELD

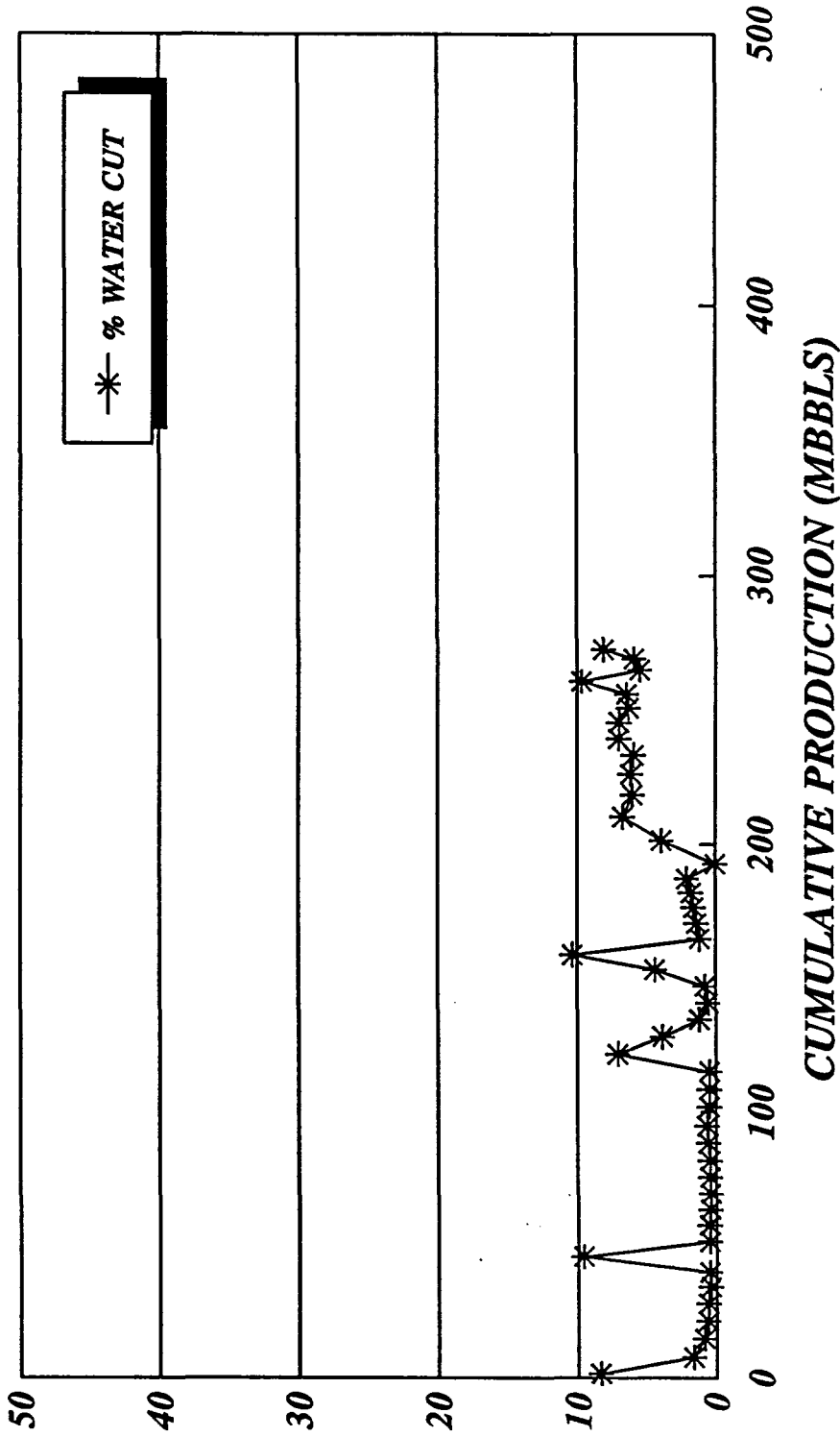
DATE	CONDENSATE PRODUCTION		GAS PRODUCTION		GOR (CF/BBL)	WATER PRODUCTION		% WATER
	MONTHLY (BBLs)	CUMULATIVE (BBLs)	MONTHLY (MCF)	CUMULATIVE (MCF)		MONTHLY (BBLs)	CUMULATIVE (BBLs)	
Jan-88	1,158	1,429	1,737	1,737	1,500	106	106	8.39
Feb-88	6,183	7,612	10,912	12,639	1,765	105	211	1.67
Mar-88	7,129	14,741	22,351	34,990	3,135	63	274	0.88
Apr-88	6,737	21,478	22,490	57,480	3,338	42	316	0.62
May-88	6,650	28,128	21,643	79,123	3,255	40	356	0.60
Jun-88	6,369	34,497	21,632	100,755	3,396	26	382	0.41
Jul-88	5,408	39,905	18,688	119,443	3,456	26	408	0.48
Aug-88	5,782	45,687	19,372	138,815	3,350	614	1,022	9.60
Sep-88	5,872	51,559	19,595	158,410	3,337	29	1,051	0.49
Oct-88	6,122	57,681	19,613	178,023	3,204	31	1,082	0.50
Nov-88	5,744	63,425	18,553	196,576	3,230	25	1,107	0.43
Dec-88	<u>6,107</u>	<u>69,532</u>	<u>19,411</u>	<u>215,987</u>	<u>3,178</u>	<u>24</u>	<u>1,131</u>	<u>0.39</u>
	69,261		215,997			1,131		
Jan-89	6,028	75,560	19,202	235,189	3,185	27	1,158	0.45
Feb-89	6,256	81,816	17,763	252,952	2,839	29	1,187	0.46
Mar-89	6,482	88,298	19,132	272,084	2,952	36	1,223	0.55
Apr-89	6,482	94,780	19,119	291,203	2,950	44	1,267	0.67
May-89	7,003	101,783	19,756	310,959	2,821	36	1,303	0.51
Jun-89	6,619	108,402	19,673	330,632	2,972	33	1,336	0.50
Jul-89	6,670	115,072	18,872	349,504	2,829	33	1,369	0.49
Aug-89	6,516	121,588	19,198	368,702	2,946	497	1,866	7.09
Sep-89	6,467	128,055	18,626	387,328	2,880	262	2,128	3.89
Oct-89	6,550	134,605	20,200	407,528	3,084	81	2,209	1.22
Nov-89	6,046	140,651	18,091	425,619	2,992	35	2,244	0.58
Dec-89	<u>6,276</u>	<u>146,927</u>	<u>18,599</u>	<u>444,218</u>	<u>2,964</u>	<u>50</u>	<u>2,294</u>	<u>0.79</u>
	77,395		228,231			1,163		
Jan-90	6,170	153,097	18,334	462,552	2,971	283	2,577	4.39
Feb-90	5,585	158,682	17,289	479,841	3,096	643	3,220	10.32
Mar-90	5,989	164,671	18,824	498,665	3,143	72	3,292	1.19
Apr-90	5,850	170,521	17,888	516,553	3,058	84	3,376	1.42
May-90	5,900	176,421	18,872	535,425	3,199	97	3,473	1.62
Jun-90	5,481	181,902	19,208	554,633	3,504	101	3,574	1.81
Jul-90	5,237	187,139	18,641	573,274	3,559	112	3,686	2.09
Aug-90	5,642	192,781	18,938	592,212	3,357	3	3,689	0.05
Sep-90	8,646	201,427	23,789	616,001	2,751	354	4,043	3.93
Oct-90	8,727	210,154	34,747	650,748	3,982	628	4,671	6.71
Nov-90	8,017	218,171	22,613	673,361	2,821	513	5,184	6.01
Dec-90	<u>7,771</u>	<u>225,942</u>	<u>21,081</u>	<u>694,442</u>	<u>2,713</u>	<u>510</u>	<u>5,694</u>	<u>6.16</u>
	79,015		250,224			3,400		

PRODUCTION, GOR vs. CUMULATIVE CONDENSATE YATES PETROLEUM/SLINKARD UR FEDERAL #1 EAST BURTON FLAT FIELD



Cumulative production through 9/30/91
822.9 MMCF, 272.4 MBBLS, 9.1 MBW

**% WATER CUT vs. CUMULATIVE CONDENSATE
YATES PETROLEUM/SLINKARD UR FEDERAL #1
EAST BURTON FLAT FIELD**



Cumulative production through 9/30/91
822.9 MMCF, 272.4 MBBLS, 9.2 MBW

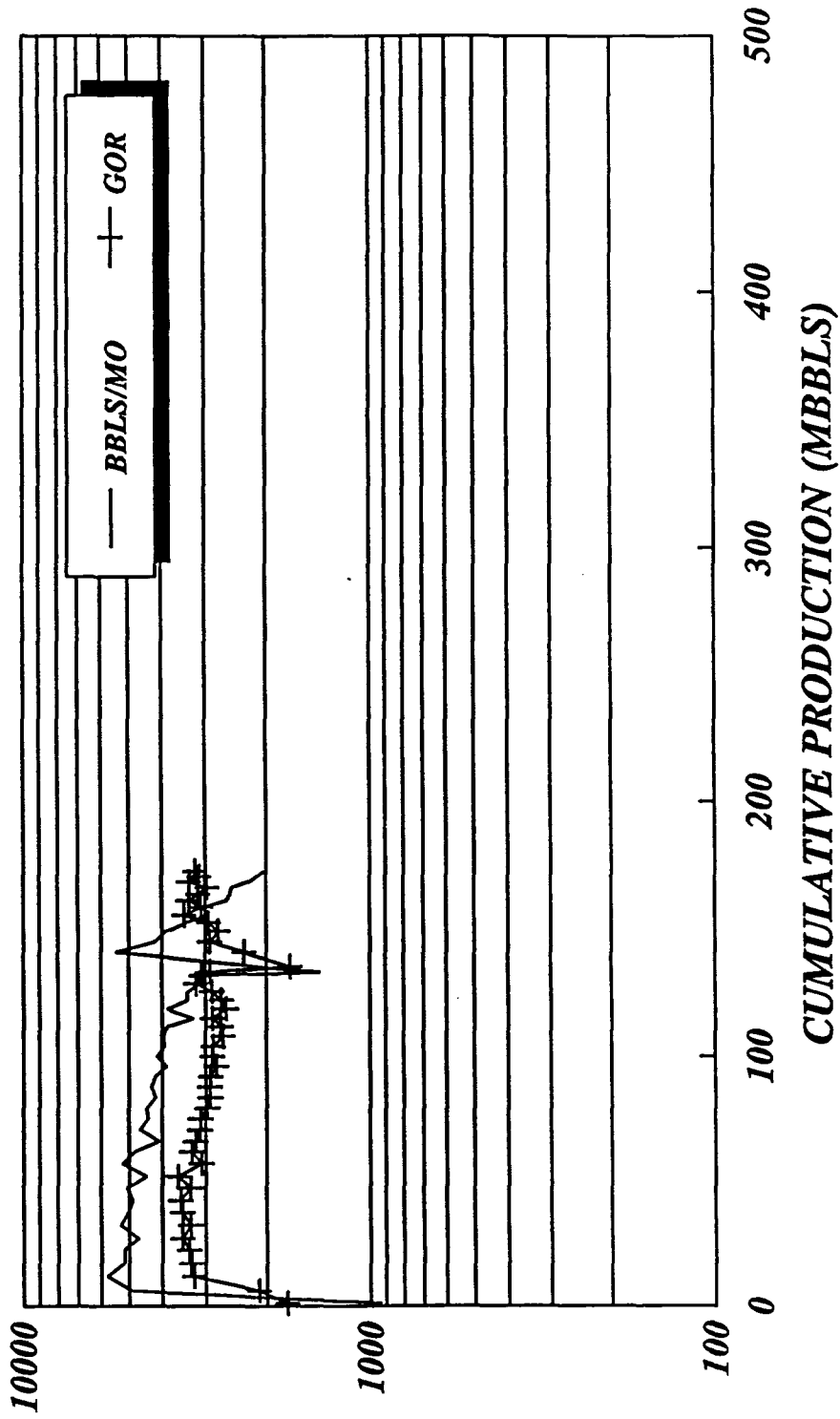
WELL PRODUCTION HISTORY
YATES PETROLEUM CORP./SLINKARD UR FEDERAL #2
EAST BURTON FLAT FIELD

DATE	CONDENSATE PRODUCTION		GAS PRODUCTION		GOR (CF/BBL)	WATER PRODUCTION		% WATER
	MONTHLY (BBLs)	CUMULATIVE (BBLs)	MONTHLY (MCF)	CUMULATIVE (MCF)		MONTHLY (BBLs)	CUMULATIVE (BBLs)	
Jan-91	3,413	152,488	10,039	456,810	2,941	129	1,998	3.64
Feb-91	2,948	155,436	10,175	466,985	3,451	126	2,124	4.10
Mar-91	3,060	158,496	9,443	476,428	3,086	186	2,310	5.73
Apr-91	2,596	161,092	8,683	485,111	3,345	75	2,385	2.81
May-91	2,538	163,630	7,983	493,094	3,145	84	2,469	3.20
Jun-91	2,519	166,149	7,467	500,561	2,964	150	2,619	5.62
Jul-91	2,249	168,398	7,500	508,061	3,335	69	2,688	2.98
Aug-91	2,128	170,526	6,642	514,703	3,121	72	2,760	3.27
Sep-91	2,038	172,564	6,545	521,248	3,211	111	2,871	5.17
	23,489		74,477			1,002		

WELL PRODUCTION HISTORY
YATES PETROLEUM CORP./SLINKARD UR FEDERAL #2
EAST BURTON FLAT FIELD

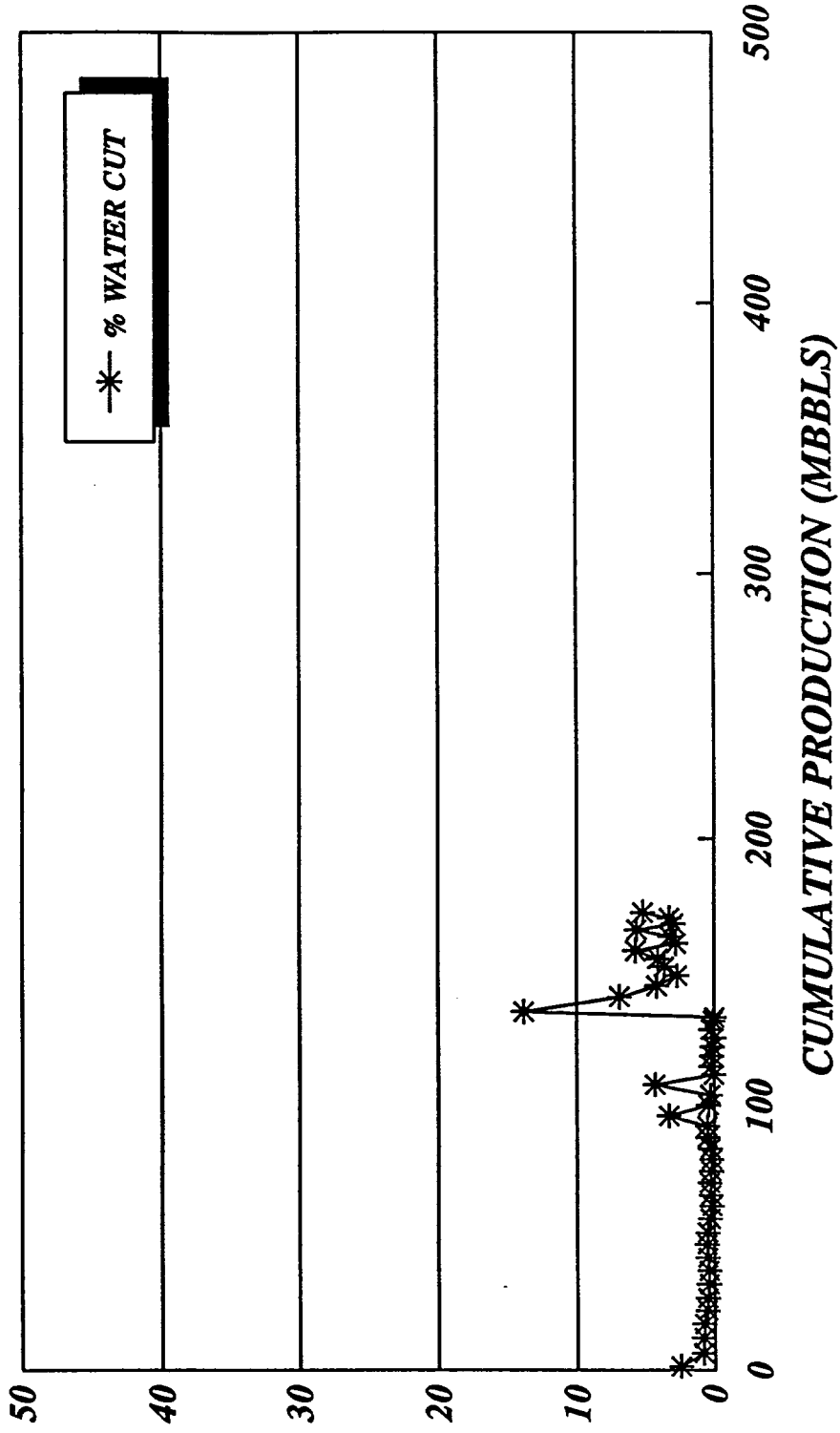
DATE	CONDENSATE PRODUCTION		GAS PRODUCTION		GOR (GF/BBL)	WATER PRODUCTION		% WATER
	MONTHLY (BBLs)	CUMULATIVE (BBLs)	MONTHLY (MCF)	CUMULATIVE (MCF)		MONTHLY (BBLs)	CUMULATIVE (BBLs)	
Jan-88	938	1,300	1,640	1,640	1,748	24	24	2.49
Feb-88	4,885	6,185	10,304	11,944	2,109	41	65	0.83
Mar-88	5,753	11,938	18,629	30,573	3,238	47	112	0.81
Apr-88	5,153	17,091	17,012	47,585	3,301	40	152	0.77
May-88	5,171	22,262	17,373	64,958	3,360	27	179	0.52
Jun-88	4,697	26,959	16,462	81,420	3,505	24	203	0.51
Jul-88	5,281	32,240	17,541	98,961	3,322	22	225	0.41
Aug-88	5,019	37,259	17,571	116,532	3,501	20	245	0.40
Sep-88	4,868	42,127	17,232	133,764	3,540	24	269	0.49
Oct-88	5,039	47,166	16,745	150,509	3,323	27	296	0.53
Nov-88	4,460	51,626	16,119	166,628	3,614	23	319	0.51
Dec-88	<u>5,219</u>	56,845	<u>16,140</u>	182,768	3,093	<u>16</u>	335	0.31
	56,483		182,768			335		
Jan-89	4,807	61,652	15,860	198,628	3,299	10	345	0.21
Feb-89	4,108	65,760	13,160	211,788	3,204	11	356	0.27
Mar-89	4,642	70,402	14,450	226,238	3,113	16	372	0.34
Apr-89	4,400	74,802	13,670	239,908	3,107	11	383	0.25
May-89	4,442	79,244	13,195	253,103	2,971	10	393	0.22
Jun-89	4,199	83,443	12,240	265,343	2,915	14	407	0.33
Jul-89	4,312	87,755	12,608	277,951	2,924	22	429	0.51
Aug-89	4,193	91,948	12,177	290,128	2,904	23	452	0.55
Sep-89	3,889	95,837	10,880	301,008	2,798	133	585	3.31
Oct-89	4,152	99,989	11,908	312,916	2,868	19	604	0.46
Nov-89	3,945	103,934	11,220	324,136	2,844	12	616	0.30
Dec-89	<u>3,964</u>	107,898	<u>10,595</u>	334,731	2,673	<u>179</u>	795	4.32
	51,053		151,963			460		
Jan-90	3,874	111,772	10,510	345,241	2,713	2	797	0.05
Feb-90	3,268	115,040	9,376	354,617	2,869	8	805	0.24
Mar-90	3,869	118,909	10,132	364,749	2,619	8	813	0.21
Apr-90	3,385	122,294	9,158	373,907	2,705	5	818	0.15
May-90	3,381	125,675	9,712	383,619	2,873	1	819	0.03
Jun-90	3,117	128,792	9,963	393,582	3,196	8	827	0.26
Jul-90	3,198	131,990	9,821	403,403	3,071	3	830	0.09
Aug-90	1,400	133,390	4,067	407,470	2,905	0	830	0.00
Sep-90	2,152	135,542	3,676	411,146	1,708	345	1,175	13.82
Oct-90	5,440	140,982	12,626	423,772	2,321	403	1,578	6.90
Nov-90	4,190	145,172	12,227	435,999	2,918	183	1,761	4.18
Dec-90	<u>3,903</u>	149,075	<u>10,772</u>	446,771	2,760	<u>108</u>	1,869	2.69
	41,177		112,040			1,074		

PRODUCTION, GOR vs. CUMULATIVE CONDENSATE YATES PETROLEUM/SLINKARD UR FEDERAL #2 EAST BURTON FLAT FIELD



Cumulative production through 9/30/91
521.2 MMCF, 172.6 MMBLS, 2.9 MBW

**% WATER CUT vs. CUMULATIVE CONDENSATE
YATES PETROLEUM/SLINKARD UR FEDERAL #2
EAST BURTON FLAT FIELD**



Cumulative production through 9/30/91
521.2 MMCF, 172.6 MBBLS, 2.9 MBW

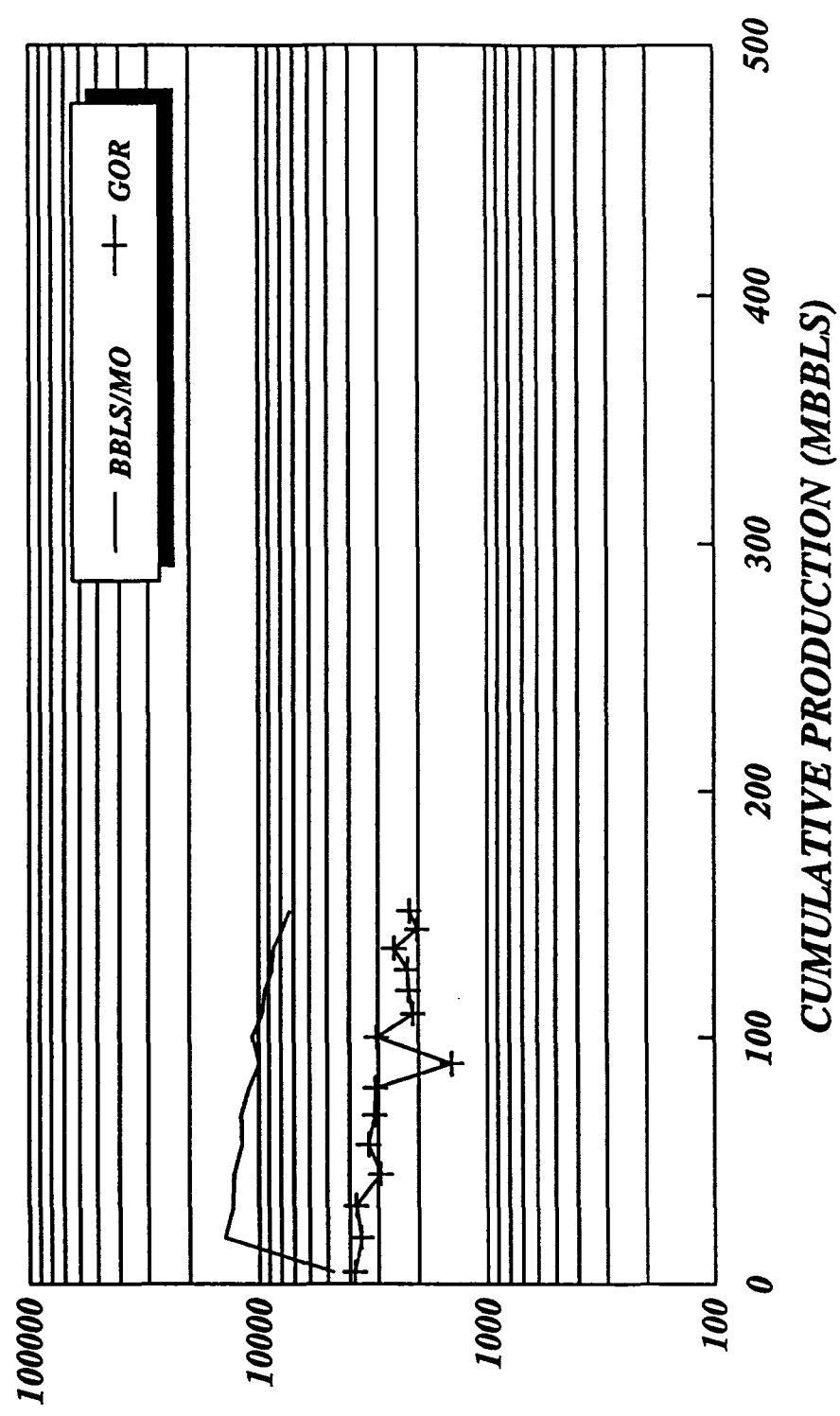
WELL PRODUCTION HISTORY
YATES PETROLEUM/SLINKARD UR FEDERAL COM #4
EAST BURTON FLAT FIELD

DATE	CUMULATIVE CONDENSATE		GAS PRODUCTION		GOR (CF/BBL)	WATER PRODUCTION		% WATER
	MONTHLY (BBL)	CUMULATIVE (BBL)	MONTHLY (MCF)	CUMULATIVE (MCF)		MONTHLY (BBL)	CUMULATIVE (BBL)	
Jan-91								
Feb-91								
Mar-91								
Apr-91								
May-91								
Jun-91								
Jul-91								
Aug-91	10102	10102	22440	22440	2221	660	660	6.13
Sep-91	7880	17982	16635	39075	2111	1653	2313	17.34
	17982		39075			2313		

WELL PRODUCTION HISTORY
YATES PETROLEUM CORP./ZIA AHZ FEDERAL COM #1
EAST BURTON FLAT FIELD


DATE	CONDENSATE PRODUCTION		GAS PRODUCTION		GOR (CF/BBL)	WATER PRODUCTION		% WATER
	MONTHLY (BBS)	CUMULATIVE (BBS)	MONTHLY (MCF)	CUMULATIVE (MCF)		MONTHLY (BBS)	CUMULATIVE (BBS)	
Jan-90								
Feb-90								
Mar-90								
Apr-90	4,721	4,721	17,947	17,947	3,802	69	69	1.44
May-90	0	4,721	0	17,947	0	0	69	0.00
Jun-90	0	4,721	0	17,947	0	0	69	0.00
Jul-90	0	4,721	0	17,947	0	0	69	0.00
Aug-90	14,066	18,787	50,135	68,082	3,564	172	241	1.21
Sep-90	12,956	31,743	48,461	116,543	3,740	65	306	0.50
Oct-90	12,784	44,527	37,321	153,864	2,919	57	363	0.44
Nov-90	11,827	56,354	39,106	192,970	3,307	69	432	0.58
Dec-90	11,931	68,285	37,047	230,017	3,105	45	477	0.38
	68,285		230,017			477		
Jan-91	11,049	79,334	34,057	264,074	3,082	48	525	0.43
Feb-91	9,957	89,291	14,302	278,376	1,436	45	570	0.45
Mar-91	10,652	99,943	32,281	310,657	3,031	68	638	0.63
Apr-91	9,623	109,566	20,346	331,003	2,114	12	650	0.12
May-91	9,400	118,966	20,770	351,773	2,210	30	680	0.32
Jun-91	8,710	127,676	19,459	371,232	2,234	36	716	0.41
Jul-91	8,605	136,281	21,939	393,171	2,550	33	749	0.38
Aug-91	7,867	144,148	15,941	409,112	2,026	18	767	0.23
Sep-91	7,329	151,477	16,038	425,150	2,188	18	785	0.24
	83,192		195,133			308		

**PRODUCTION, GOR vs. CUMULATIVE CONDENSATE
 YATES PETROLEUM/ZIA AHZ FEDERAL COM #1
 EAST BURTON FLAT FIELD**



*Cumulative production through 9/30/91
 425.2 MMCF, 151.5 MMBLS, 785 BW*

**% WATER CUT vs. CUMULATIVE CONDENSATE
YATES PETROLEUM/ZIA AHZ FEDERAL COM #1
EAST BURTON FLAT FIELD**



*Cumulative production through 9/30/91
425.2 MMCF, 151.5 MBBLS, 785 BW*


WELL PRODUCTION HISTORY
YATES PETROLEUM CORP./ANTHILL AAK STATE #1
EAST BURTON FLAT FIELD

DATE	CONDENSATE PRODUCTION		GAS PRODUCTION		GOR (CF/BBL)	WATER PRODUCTION		% WATER
	MONTHLY (BBLs)	CUMULATIVE (BBLs)	MONTHLY (MCF)	CUMULATIVE (MCF)		MONTHLY (BBLs)	CUMULATIVE (BBLs)	
Jan-91	4,244	148,981	14,194	497,538	3,344	1	339	0.02
Feb-91	3,512	152,493	11,194	508,732	3,187	1	340	0.03
Mar-91	4,614	157,107	14,570	523,302	3,158	1	341	0.02
Apr-91	4,060	161,167	13,417	536,719	3,305	1	342	0.02
May-91	4,007	165,174	11,902	548,621	2,970	1	343	0.02
Jun-91	3,708	168,882	10,900	559,521	2,940	1	344	0.03
Jul-91	3,700	172,582	10,482	570,003	2,833	54	398	1.44
Aug-91	3,482	176,064	9,313	579,316	2,675	42	440	1.19
Sep-91	<u>3,101</u>	<u>179,165</u>	<u>8,780</u>	<u>588,096</u>	<u>2,831</u>	<u>66</u>	<u>506</u>	<u>2.08</u>
	30,184		90,558			167		

WELL PRODUCTION HISTORY
YATES PETROLEUM CORP./ANTHILL AAK STATE #1
EAST BURTON FLAT FIELD

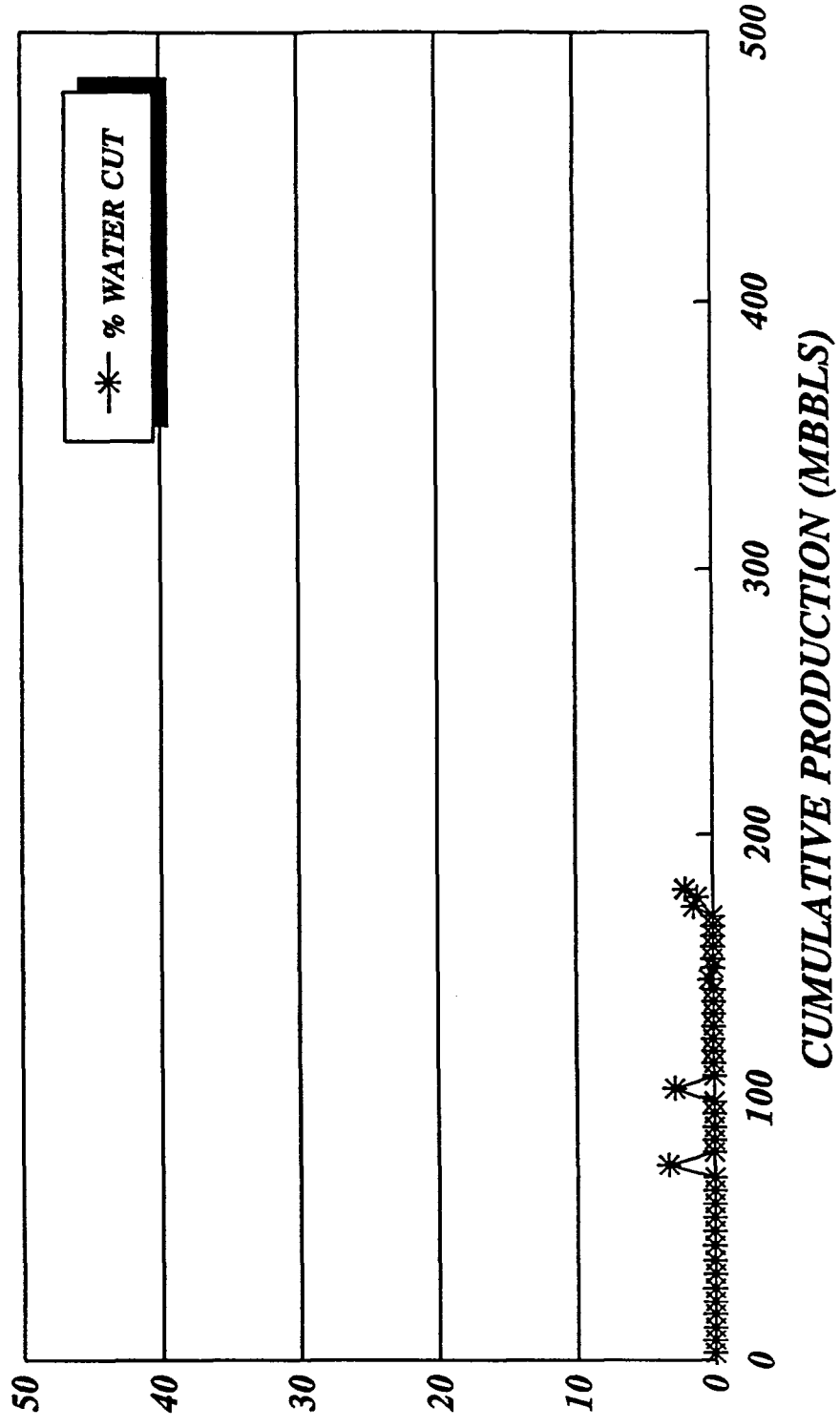
DATE	CONDENSATE PRODUCTION		GAS PRODUCTION		GOR (CF/BBL)	WATER PRODUCTION		% WATER
	MONTHLY (BBLs)	CUMULATIVE (BBLs)	MONTHLY (MCF)	CUMULATIVE (MCF)		MONTHLY (BBLs)	CUMULATIVE (BBLs)	
Jan-88								
Feb-88								
Mar-88								
Apr-88								
May-88								
Jun-88								
Jul-88	2,694	2,694	10,641	10,641	3,950	1	1	0.04
Aug-88	4,985	7,679	17,934	28,575	3,598	1	2	0.02
Sep-88	4,952	12,631	16,755	45,330	3,383	0	2	0.00
Oct-88	5,276	17,907	17,641	62,971	3,344	1	3	0.02
Nov-88	4,669	22,576	16,019	78,990	3,431	0	3	0.00
Dec-88	<u>5,078</u>	27,654	<u>16,046</u>	95,036	3,160	<u>1</u>	4	0.02
	27,654		95,036			4		
Jan-89	5,432	33,086	16,417	111,453	3,022	0	4	0.00
Feb-89	5,087	38,173	15,712	127,165	3,089	0	4	0.00
Mar-89	5,737	43,910	18,080	145,245	3,151	1	5	0.02
Apr-89	5,513	49,423	17,732	162,977	3,216	0	5	0.00
May-89	5,219	54,642	17,207	180,184	3,297	0	5	0.00
Jun-89	5,228	59,870	16,509	196,693	3,158	0	5	0.00
Jul-89	5,090	64,960	16,547	213,240	3,251	0	5	0.00
Aug-89	4,916	69,876	16,232	229,472	3,302	0	5	0.00
Sep-89	4,762	74,638	15,743	245,215	3,306	166	171	3.37
Oct-89	4,992	79,630	16,829	262,044	3,371	0	171	0.00
Nov-89	4,670	84,300	15,308	277,352	3,278	0	171	0.00
Dec-89	<u>4,783</u>	89,083	<u>14,825</u>	292,177	3,100	<u>0</u>	171	0.00
	61,429		197,141			167		
Jan-90	4,981	94,064	15,406	307,583	3,093	0	171	0.00
Feb-90	4,294	98,358	14,296	321,879	3,329	0	171	0.00
Mar-90	5,114	103,472	16,505	338,384	3,227	153	324	2.90
Apr-90	4,715	108,187	15,761	354,145	3,343	0	324	0.00
May-90	4,799	112,986	16,120	370,265	3,359	0	324	0.00
Jun-90	4,515	117,501	17,192	387,457	3,808	0	324	0.00
Jul-90	4,525	122,026	17,055	404,512	3,769	2	326	0.04
Aug-90	4,887	126,913	17,833	422,345	3,649	0	326	0.00
Sep-90	4,678	131,591	18,253	440,598	3,902	0	326	0.00
Oct-90	4,697	136,288	14,282	454,880	3,041	0	326	0.00
Nov-90	4,465	140,753	14,866	469,746	3,329	0	326	0.00
Dec-90	<u>3,984</u>	144,737	<u>13,598</u>	483,344	3,413	<u>12</u>	338	0.30
	55,654		191,167			167		

**PRODUCTION, GOR vs. CUMULATIVE CONDENSATE
 YATES PETROLEUM/ANTHILL AAK STATE #1
 EAST BURTON FLAT FIELD**



Cumulative production through 9/30/91
 588.1 MMCF, 179.2 MBBLS, 506 BW

**% WATER CUT vs. CUMULATIVE CONDENSATE
 YATES PETROLEUM/ANTHILL AAK STATE #1
 EAST BURTON FLAT FIELD**

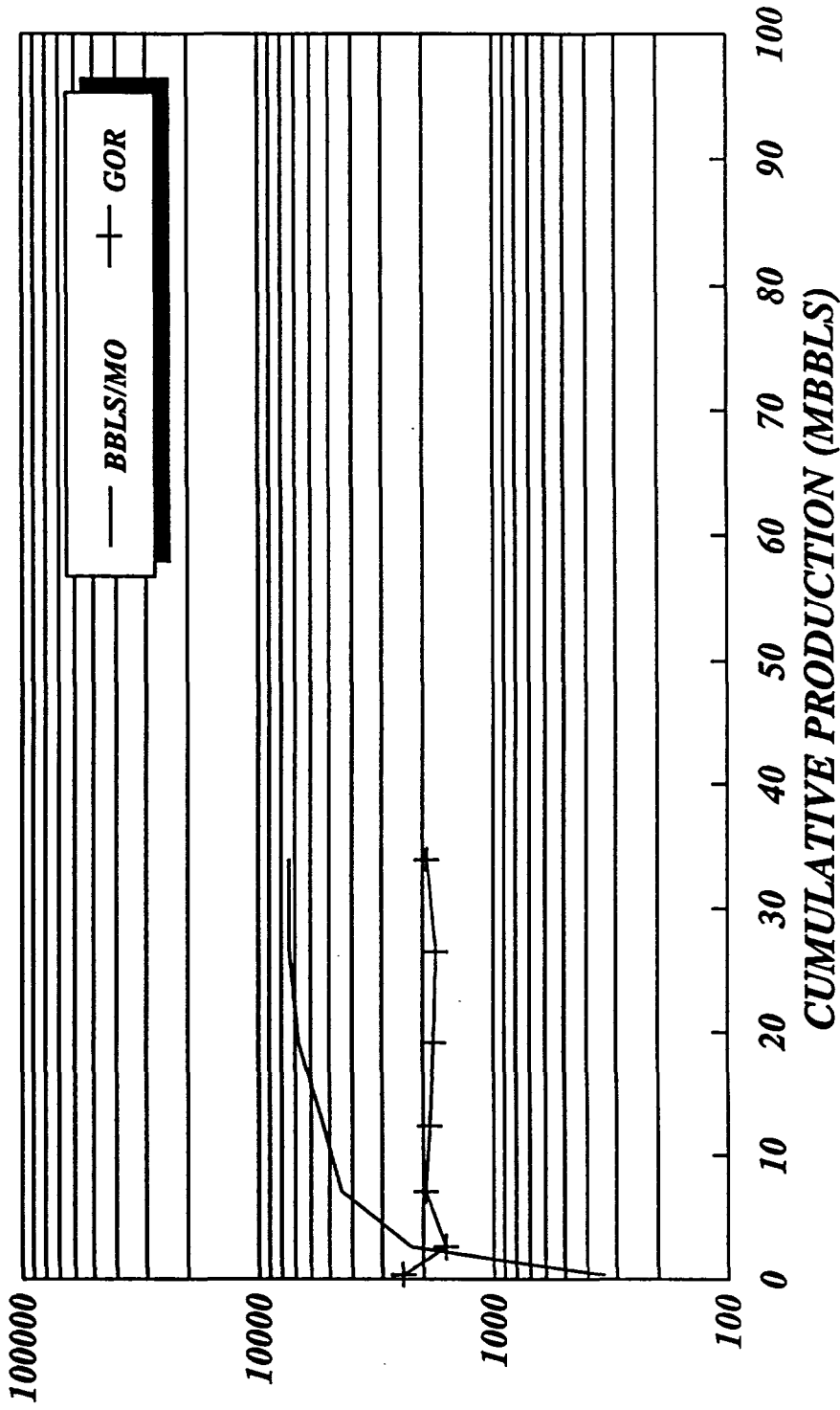


*Cumulative production through 9/30/91
 588.1 MMCF, 179.2 MBBLS, 506 BW*

WELL PRODUCTION HISTORY
YATES PETROLEUM CORP./ELAND AFC FEDERAL COM #1
EAST BURTON FLAT FIELD

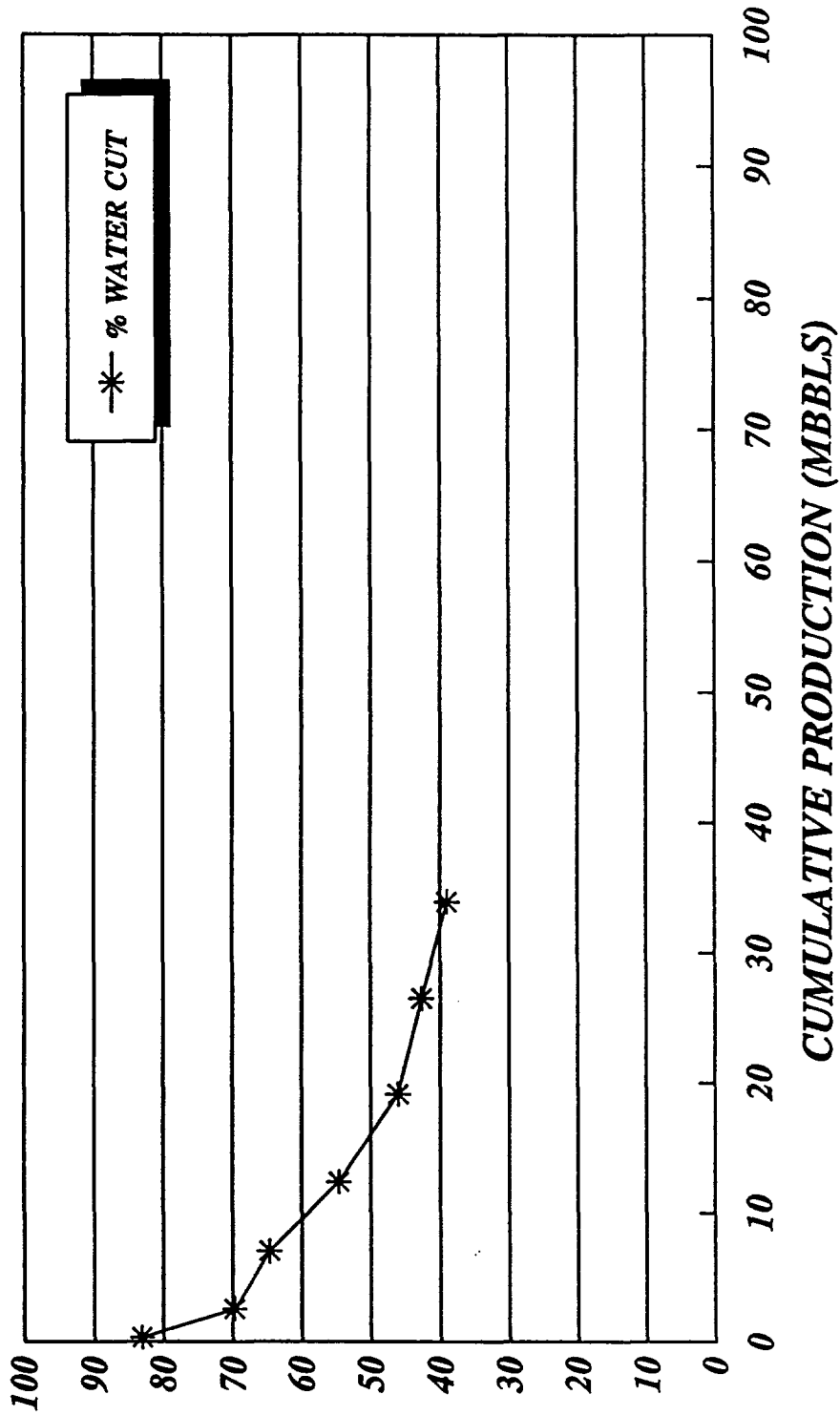
DATE	CONDENSATE PRODUCTION		GAS PRODUCTION		GOR (CF/BBL)	WATER PRODUCTION		% WATER
	MONTHLY (BBLs)	CUMULATIVE (BBLs)	MONTHLY (MCF)	CUMULATIVE (MCF)		MONTHLY (BBLs)	CUMULATIVE (BBLs)	
Jan-91								
Feb-91								
Mar-91	340	340	832	832	2,447	1,669	1,669	83.08
Apr-91	2,244	2,584	3,590	4,422	1,600	5,176	6,845	69.76
May-91	4,448	7,032	8,695	13,117	1,955	8,163	15,008	64.73
Jun-91	5,325	12,357	9,987	23,104	1,875	6,414	21,422	54.64
Jul-91	6,754	19,111	12,194	35,298	1,805	5,777	27,199	46.10
Aug-91	7,393	26,504	13,050	48,348	1,765	5,510	32,709	42.70
Sep-91	7,408	33,912	14,248	62,596	1,923	4,734	37,443	38.99
	33,912		62,596			37,443		

**PRODUCTION, GOR vs. CUMULATIVE CONDENSATE
 YATES PETROLEUM/ELAND AFC FEDERAL COM #1
 EAST BURTON FLAT FIELD**



Cumulative production through 9/30/91
 62.6 MMCF, 33.9 MBBLS, 37.4 MBW

**% WATER CUT vs. CUMULATIVE CONDENSATE
YATES PETROLEUM/ELAND AFC FEDERAL COM #1
EAST BURTON FLAT FIELD**

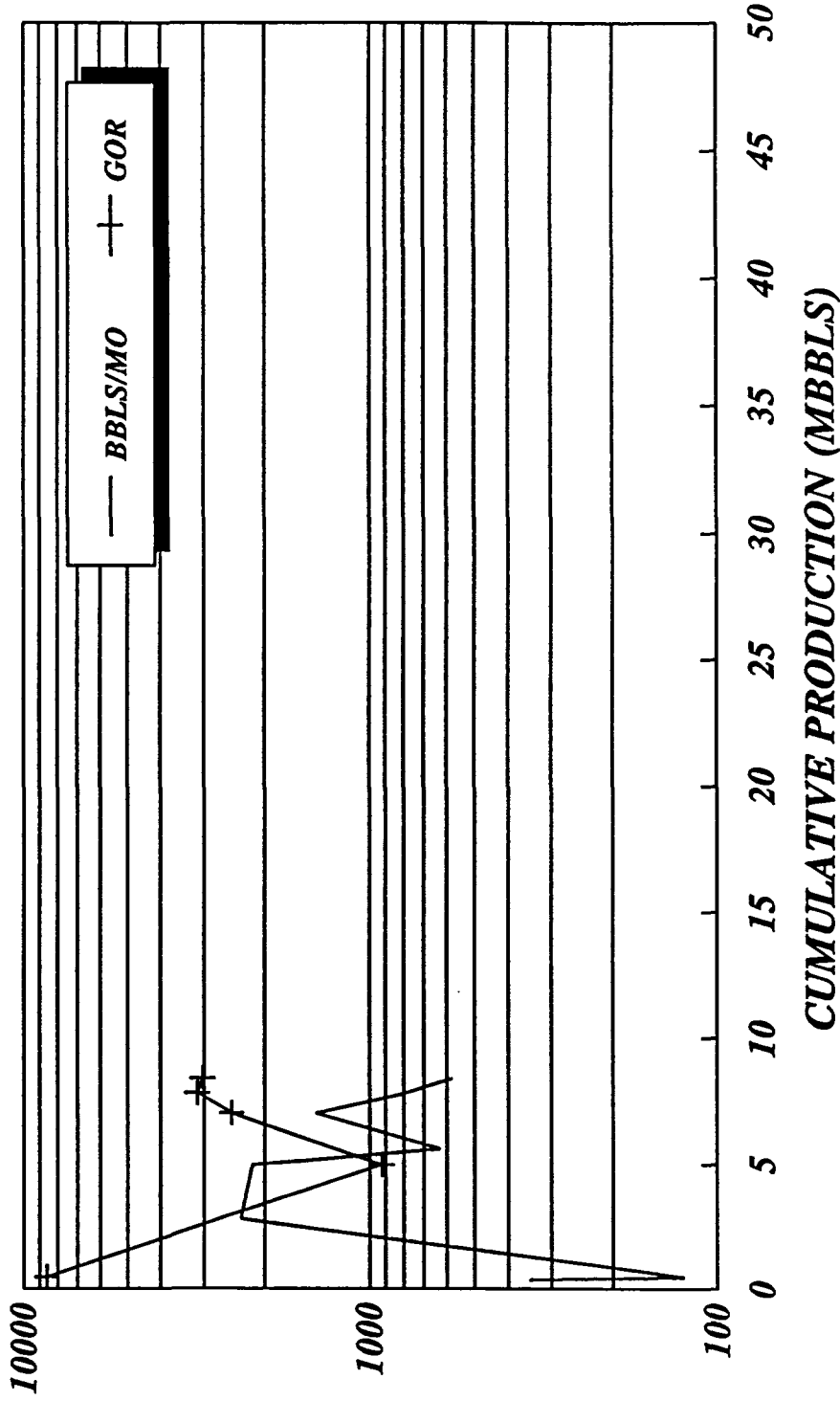


Cumulative production through 9/30/91
62.6 MMCF, 33.9 MBBLS, 37.4 MBW

WELL PRODUCTION HISTORY
FORTSON OIL CO./SYLVITE FEDERAL #1
EAST BURTON FLAT FIELD

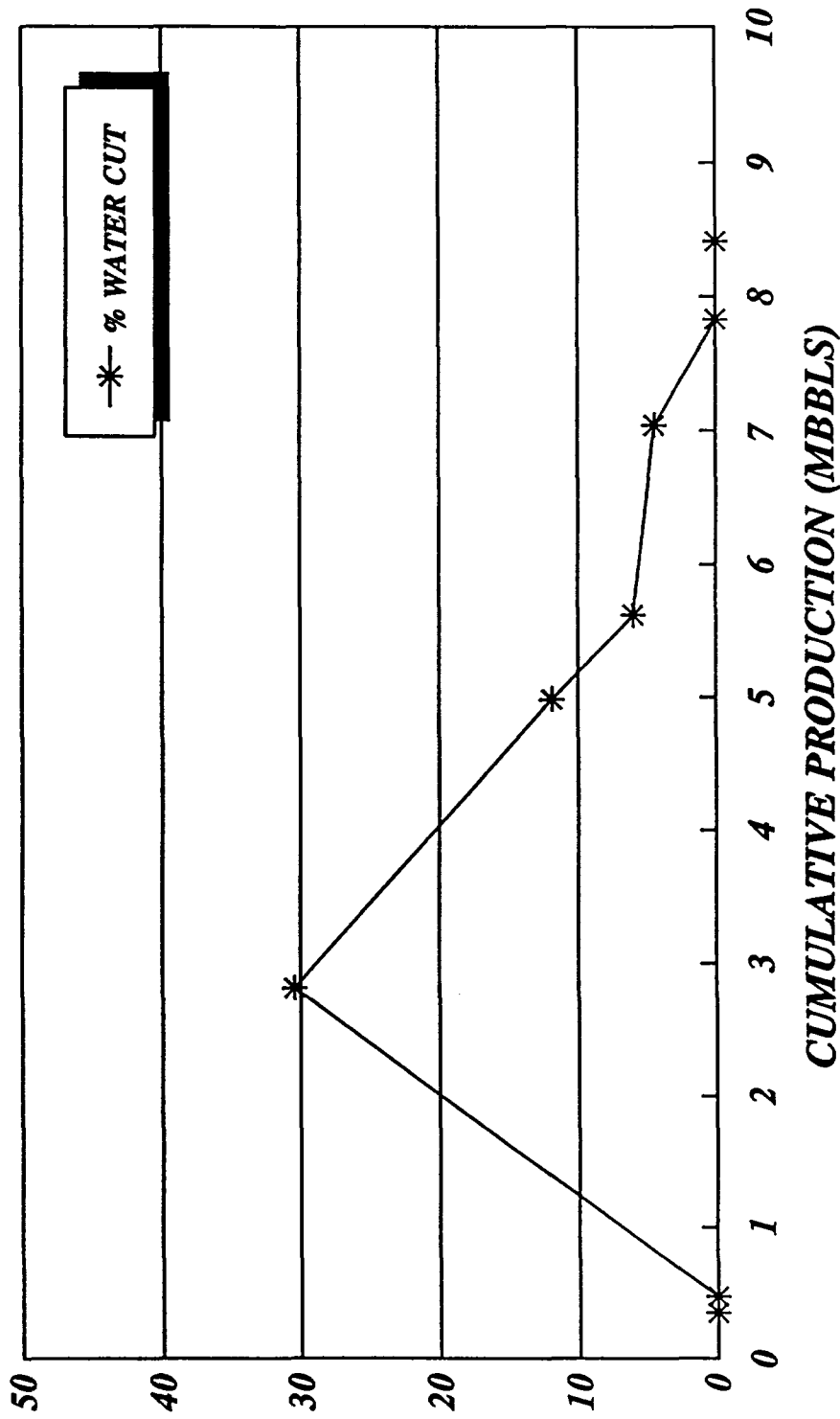
DATE	CONDENSATE PRODUCTION		GAS PRODUCTION		GOR (CF/BBL)	WATER PRODUCTION		% WATER
	MONTHLY (BBLs)	CUMULATIVE (BBLs)	MONTHLY (MCF)	CUMULATIVE (MCF)		MONTHLY (BBLs)	CUMULATIVE (BBLs)	
Jan-91								
Feb-91	347	347	0	0	0	0	0	0.00
Mar-91	125	472	1,072	1,072	8,576	0	0	0.00
Apr-91	2,344	2,816	0	1,072	0	1,026	1,026	30.45
May-91	2,168	4,984	2,002	3,074	923	292	1,318	11.87
Jun-91	629	5,613	0	3,074	0	40	1,358	5.98
Jul-91	1,425	7,038	3,555	6,629	2,495	66	1,424	4.43
Aug-91	791	7,829	2,484	9,113	3,140	0	1,424	0.00
Sep-91	582	8,411	1,762	10,875	3,027	0	1,424	0.00
	8,411		10,875			1,424		

**PRODUCTION, GOR vs. CUMULATIVE CONDENSATE
 FORTSON OIL CO./SYLVITE FEDERAL #1
 EAST BURTON FLAT FIELD**



Cumulative production through 9/30/91
 10.9 MMCF, 8.4 MBBLS, 1.4 MBW

**% WATER CUT vs. CUMULATIVE CONDENSATE
 FORTSON OIL CO/SYL VITE FEDERAL #1
 EAST BURTONN FLAT FIELD**




*Cumulative production through 9/30/91
 10.9 MMCF, 8.4 MBBLS, 1.4 MBW*

WELL PRODUCTION HISTORY
MARATHON OIL CO./BURTON FLAT FEDERAL COM #1
EAST BURTON FLAT FIELD

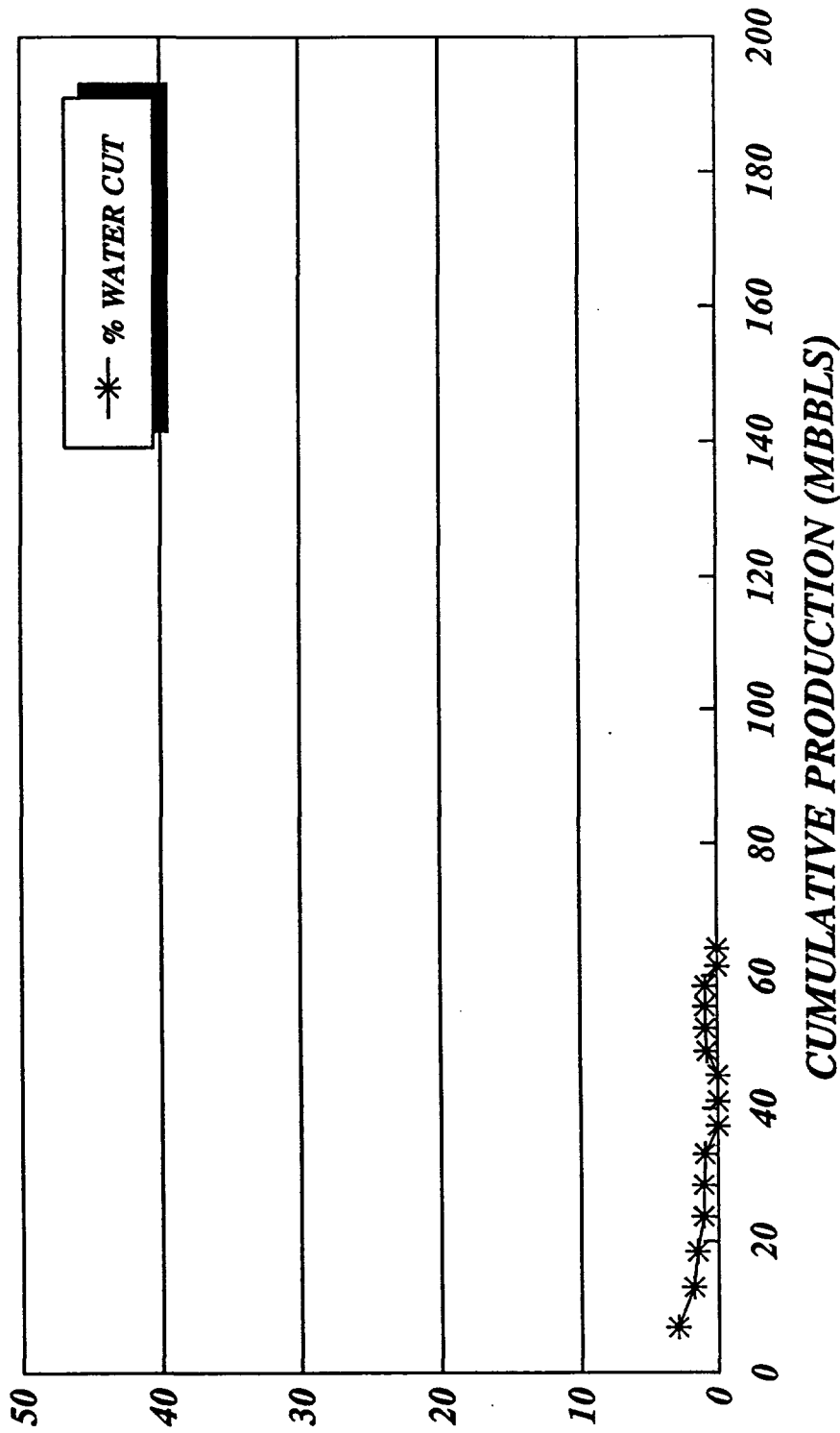
DATE	CONDENSATE PRODUCTION		GAS PRODUCTION		GOR (CF/BBL)	WATER PRODUCTION		% WATER
	MONTHLY (BBLs)	CUMULATIVE (BBLs)	MONTHLY (MCF)	CUMULATIVE (MCF)		MONTHLY (BBLs)	CUMULATIVE (BBLs)	
Jan-90								
Feb-90								
Mar-90								
Apr-90								
May-90								
Jun-90								
Jul-90	6,887	6,887	22,427	22,427	3,256	211	211	2.97
Aug-90	6,097	12,984	17,090	39,517	2,803	112	323	1.80
Sep-90	5,447	18,431	15,887	55,404	2,917	85	408	1.54
Oct-90	5,277	23,708	14,454	69,858	2,739	57	465	1.07
Nov-90	4,740	28,448	12,651	82,509	2,669	50	515	1.04
Dec-90	4,691	33,139	10,564	93,073	2,252	45	560	0.95
	33,139		93,073			560		
Jan-91	4,327	37,466	11,824	104,897	2,733	0	560	0.00
Feb-91	3,662	41,128	10,866	115,763	2,967	0	560	0.00
Mar-91	3,890	45,018	12,188	127,951	3,133	0	560	0.00
Apr-91	3,591	48,609	10,350	138,301	2,882	29	589	0.80
May-91	3,484	52,093	9,631	147,932	2,764	31	620	0.88
Jun-91	3,305	55,398	9,587	157,519	2,901	30	650	0.90
Jul-91	3,008	58,406	9,766	167,285	3,247	27	677	0.89
Aug-91	3,038	61,444	9,689	176,974	3,189	0	677	0.00
Sep-91	2,764	64,208	8,832	185,806	3,195	0	677	0.00
	31,069		92,733			117		

**PRODUCTION, GOR vs. CUMULATIVE CONDENSATE
MARATHON OIL/BURTON FLAT FEDERAL COM #1
EAST BURTON FLAT FIELD**



*Cumulative production through 9/30/91
185.8 MMCF, 64.2 MMBLS, 677 BW*

**% WATER CUT vs. CUMULATIVE CONDENSATE
MARATHON OIL/BURTON FLAT FEDERAL COM #1
EAST BURTON FLAT FIELD**



Cumulative production through 9/30/91
185.8 MMCF, 64.2 MBBLS, 677 BW