APPENDIX J

CASING AND TUBING TALLIES

Surface Casing Tally

CONCHO

Casing Tally

Well Name: ZIA AGI #2D

Surface, Set Depth: 826.0ftKB

Casing Run Tally

Run #	Ref #	Item Des	OD (in)	Wt (lb/ft)	Grade	Run?	Len (ft)	Centralized?	Ext Jwlry	Connections	Top (ftKB)	Cum Len (ft)
1		Float Shoe	20	106.50	K-55	Yes	1.60	No		Buttress Thread	824.4	1.60
2	1	Casing Joints	20	106.50	J-55	Yes	43.51	Yes		Buttress Thread	780.9	45.11
3		Float Collar	20	106.50	J-55	Yes	1.74	No		Buttress Thread	779.2	46.85
4	2	Casing Joints	20	106.50	J-55	Yes	43.48	Yes		Buttress Thread	735.7	90.33
5	3	Casing Joints	20	106.50	J-55	Yes	43.09	Yes		Buttress Thread	692.6	133.42
6	4	Casing Joints	20	106.50	J-55	Yes	43.49	No		Buttress Thread	649.1	176.91
7	5	Casing Joints	20	106.50	J-55	Yes	43.51	Yes		Buttress Thread	605.6	220.42
8	6	Casing Joints	20	106.50	J-55	Yes	43.50	No		Buttress Thread	562.1	263.92
9	7	Casing Joints	20	106.50	J-55	Yes	43.50	Yes		Buttress Thread	518.6	307.42
10	8	Casing Joints	20	106.50	J-55	Yes	43.51	No		Buttress Thread	475.1	350.93
11	9	Casing Joints	20	106.50	J-55	Yes	43.52	Yes		Buttress Thread	431.6	394.45
12	10	Casing Joints	20	106.50	J-55	Yes	43.43	No		Buttress Thread	388.1	437.88
13	11	Casing Joints	20	106.50	J-55	Yes	43.50	Yes		Buttress Thread	344.6	481.38
14	12	Casing Joints	20	106.50	J-55	Yes	43.49	No		Buttress Thread	301.1	524.87
15	13	Casing Joints	20	106.50	J-55	Yes	43.47	Yes		Buttress Thread	257.7	568.34
16	14	Casing Joints	20	106.50	J-55	Yes	43.52	No		Buttress Thread	214.1	611.86
17	15	Casing Joints	20	106.50	J-55	Yes	43.52	Yes		Buttress Thread	170.6	655.38
18	16	Casing Joints	20	106.50	J-55	Yes	43.52	No		Buttress Thread	127.1	698.90
19	17	Casing Joints	20	106.50	J-55	Yes	43.46	Yes		Buttress Thread	83.6	742.36
20	18	Casing Joints	20	106.50	J-55	Yes	43.50	No		Buttress Thread	40.1	785.86
21	19	Casing Joints	20	106.50	J-55	Yes	43.50	Yes		Buttress Thread	-3.4	829.36
	20	Casing Joints	20	106.50	J-55	No	43.51	No		Buttress Thread		
	21	Casing Joints	20	106.50	J-55	No	43.49	No		Buttress Thread		
	22	Casing Joints	20	106.50	J-55	No	43.50	No		Buttress Thread		

First Intermediate Casing Tally

CONCHO

Casing Tally

Well Name: ZIA AGI #2D **Intermediate, Set Depth: 2,555.5ftKB**

Casing Run Tally

Run #	Ref #	Item Des	OD (in)	Wt (lb/ft)	Grade	Run?	Len (ft)	Centralized?	Ext Jwlry	Connections	Top (ftKB)	Cum Len (ft)
1		Float Shoe				Yes	1.20	No		Buttress Thread	2,554.3	1.20
2	1	Casing Joints	13 3/8	68.00	J-55	Yes	43.00	Yes		Buttress Thread	2,511.3	44.20
3		Float Collar	13 3/8	68.00	J-55	Yes	1.76	No		Buttress Thread	2,509.5	45.96
4	2	Casing Joints	13 3/8	68.00	J-55	Yes	43.03	Yes		Buttress Thread	2,466.5	88.99
5	3	Casing Joints	13 3/8	68.00	J-55	Yes	43.03	Yes		Buttress Thread	2,423.5	132.02
6	4	Casing Joints	13 3/8	68.00	J-55	Yes	42.78	No		Buttress Thread	2,380.7	174.80
7	5	Casing Joints	13 3/8	68.00	J-55	Yes	43.04	No		Buttress Thread	2,337.7	217.84
8	6	Casing Joints	13 3/8	68.00	J-55	Yes	43.03	Yes		Buttress Thread	2,294.6	260.87
9	7	Casing Joints	13 3/8	61.00	J-55	Yes	44.85	No		Buttress Thread	2,249.8	305.72
10	8	Casing Joints	13 3/8	61.00	J-55	Yes	44.76	No		Buttress Thread	2,205.0	350.48
11	9	Casing Joints	13 3/8	61.00	J-55	Yes	45.19	Yes		Buttress Thread	2,159.8	395.67
12	10	Casing Joints	13 3/8	61.00	J-55	Yes	45.16	No		Buttress Thread	2,114.7	440.83
13	11	Casing Joints	13 3/8	61.00	J-55	Yes	45.16	No		Buttress Thread	2,069.5	485.99
14	12	Casing Joints	13 3/8	61.00	J-55	Yes	44.77	Yes		Buttress Thread	2,024.7	530.76
15	13	Casing Joints	13 3/8	61.00	J-55	Yes	44.80	No		Buttress Thread	1,979.9	575.56
16	14	Casing Joints	13 3/8	61.00	J-55	Yes	45.11	No		Buttress Thread	1,934.8	620.67
17	15	Casing Joints	13 3/8	61.00	J-55	Yes	45.15	Yes		Buttress Thread	1,889.7	665.82
18	16	Casing Joints	13 3/8	61.00	J-55	Yes	45.13	No		Buttress Thread	1,844.6	710.95
19	17	Casing Joints	13 3/8	61.00	J-55	Yes	45.15	No		Buttress Thread	1,799.4	756.10
20	18	Casing Joints	13 3/8	61.00	J-55	Yes	44.46	Yes		Buttress Thread	1,754.9	800.56
21	19	Casing Joints	13 3/8	61.00	J-55	Yes	44.82	No		Buttress Thread	1,710.1	845.38
22	20	Casing Joints	13 3/8	61.00	J-55	Yes	44.45	No		Buttress Thread	1,665.7	889.83
23	21	Casing Joints	13 3/8	61.00	J-55	Yes	45.16	Yes		Buttress Thread	1,620.5	934.99
24	22	Casing Joints	13 3/8	61.00	J-55	Yes	45.13	No		Buttress Thread	1,575.4	980.12
25	23	Casing Joints	13 3/8	61.00	J-55	Yes	45.13	No		Buttress Thread	1,530.3	1,025.25
26	24	Casing Joints	13 3/8	61.00	J-55	Yes	45.14	Yes		Buttress Thread	1,485.1	1,070.39
27	25	Casing Joints	13 3/8	61.00	J-55	Yes	45.15	No		Buttress Thread	1,440.0	1,115.54
28	26	Casing Joints	13 3/8	61.00	J-55	Yes	45.15	No		Buttress Thread	1,394.8	1,160.69
29	27	Casing Joints	13 3/8	61.00	J-55	Yes	45.16	Yes		Buttress Thread	1,349.7	1,205.85
30	28	Casing Joints	13 3/8	61.00	J-55	Yes	45.15	No		Buttress Thread	1,304.5	1,251.00
31	29	Casing Joints	13 3/8	61.00	J-55	Yes	45.16	No		Buttress Thread	1,259.3	1,296.16
32	30	Casing Joints	13 3/8	61.00	J-55	Yes	45.17	Yes		Buttress Thread	1,214.2	1,341.33
33	31	Casing Joints	13 3/8	61.00	J-55	Yes	45.18	No		Buttress Thread	1,169.0	1,386.51
34	32	Casing Joints	13 3/8	61.00	J-55	Yes	45.15	No		Buttress Thread	1,123.8	1,431.66
35	33	Casing Joints	13 3/8	61.00	J-55	Yes	45.16	Yes		Buttress Thread	1,078.7	1,476.82
36	34	Casing Joints	13 3/8	61.00	J-55	Yes	45.16	No		Buttress Thread	1,033.5	1,521.98
37	35	Casing Joints	13 3/8	61.00	J-55	Yes	45.16	No		Buttress Thread	988.4	1,567.14
38	36	Casing Joints	13 3/8	61.00	J-55	Yes	45.13	Yes		Buttress Thread	943.2	1,612.27
39	37	Casing Joints	13 3/8	61.00	J-55	Yes	45.16	No		Buttress Thread	898.1	1,657.43
40	38	Casing Joints	13 3/8	61.00	J-55	Yes	45.18	No		Buttress Thread	852.9	1,702.61
41	39	Casing Joints	13 3/8	61.00	J-55	Yes	45.15	Yes		Buttress Thread	807.7	1,747.76
42	40	Casing Joints	13 3/8	61.00	J-55	Yes	45.16	No		Buttress Thread	762.6	1,792.92
43	41	Casing Joints	13 3/8	61.00	J-55	Yes	45.16	No		Buttress Thread	717.4	1,838.08
44	42	Casing Joints	13 3/8	61.00	J-55	Yes	45.15	Yes		Buttress Thread	672.3	1,883.23

CONCHO

Casing Tally

Well Name: ZIA AGI #2D **Intermediate, Set Depth: 2,555.5ftKB**

Casing Run Tally

Run #	Ref #	Item Des	OD (in)	Wt (lb/ft)	Grade	Run?	Len (ft)	Centralized?	Ext Jwlry	Connections	Top (ftKB)	Cum Len (ft)
45	43	Casing Joints	13 3/8	61.00	J-55	Yes	45.15	No		Buttress Thread	627.1	1,928.38
46	44	Casing Joints	13 3/8	61.00	J-55	Yes	45.18	No		Buttress Thread	581.9	1,973.56
47	45	Casing Joints	13 3/8	61.00	J-55	Yes	45.17	Yes		Buttress Thread	536.8	2,018.73
48	46	Casing Joints	13 3/8	61.00	J-55	Yes	45.13	No		Buttress Thread	491.6	2,063.86
49	47	Casing Joints	13 3/8	61.00	J-55	Yes	45.15	No		Buttress Thread	446.5	2,109.01
50	48	Casing Joints	13 3/8	61.00	J-55	Yes	45.16	Yes		Buttress Thread	401.3	2,154.17
51	49	Casing Joints	13 3/8	61.00	J-55	Yes	45.16	No		Buttress Thread	356.2	2,199.33
52	50	Casing Joints	13 3/8	61.00	J-55	Yes	44.11	No		Buttress Thread	312.1	2,243.44
53	51	Casing Joints	13 3/8	61.00	J-55	Yes	45.17	Yes		Buttress Thread	266.9	2,288.61
54	52	Casing Joints	13 3/8	61.00	J-55	Yes	45.14	No		Buttress Thread	221.7	2,333.75
55	53	Casing Joints	13 3/8	61.00	J-55	Yes	45.15	No		Buttress Thread	176.6	2,378.90
56	54	Casing Joints	13 3/8	61.00	J-55	Yes	45.15	Yes		Buttress Thread	131.4	2,424.05
57	54	Casing Joints	13 3/8	61.00	J-55	Yes	45.17	No		Buttress Thread	86.3	2,469.22
58	56	Casing Joints	13 3/8	61.00	J-55	Yes	45.16	No		Buttress Thread	41.1	2,514.38
59	57	Casing Joints	13 3/8	61.00	J-55	Yes	45.16	Yes		Buttress Thread	-4.0	2,559.54
	58	Casing Joints	13 3/8	61.00	J-55	No	45.14	No		Buttress Thread		
	59	Casing Joints	13 3/8	61.00	J-55	No	45.15	No		Buttress Thread		
	60	Casing Joints	13 3/8	61.00	J-55	No	45.16	No		Buttress Thread		
	61	Casing Joints	13 3/8	61.00	J-55	No	45.14	No		Buttress Thread		
	62	Casing Joints	13 3/8	61.00	J-55	No	45.15	No		Buttress Thread		
	63	Casing Joints	13 3/8	61.00	J-55	No	45.16	No		Buttress Thread		

Second Intermediate Casing Tally

CONCHO

Casing Tally

Well Name: ZIA AGI #2D

Intermediate, Set Depth: 4,696.0ftKB

Casing Run Tally

Run #	Ref #	Item Des	OD (in)	Wt (lb/ft)	Grade	Run?	Len (ft)	Centralized?	Ext Jwlry	Connections	Top (ftKB)	Cum Len (ft)
1		Float Shoe	9 5/8	40.00	N-80	Yes	1.75	No			4,694.3	1.75
2	1	Casing Joints	9 5/8	40.00	N-80	Yes	46.22	No			4,648.0	47.97
3		Float Collar	9 5/8	40.00	N-80	Yes	1.62	No			4,646.4	49.59
4	2	Casing Joints	9 5/8	40.00	N-80	Yes	46.23	No			4,600.2	95.82
5	3	Casing Joints	9 5/8	40.00	N-80	Yes	46.22	No			4,554.0	142.04
6	4	Casing Joints	9 5/8	40.00	N-80	Yes	46.23	No			4,507.7	188.27
7	5	Casing Joints	9 5/8	40.00	N-80	Yes	46.22	No			4,461.5	234.49
8	6	Casing Joints	9 5/8	40.00	N-80	Yes	46.22	No			4,415.3	280.71
9	7	Casing Joints	9 5/8	40.00	N-80	Yes	46.21	No			4,369.1	326.92
10	8	Casing Joints	9 5/8	40.00	N-80	Yes	45.72	No			4,323.4	372.64
11	9	Casing Joints	9 5/8	40.00	N-80	Yes	45.73	No			4,277.6	418.37
12	10	Casing Joints	9 5/8	40.00	N-80	Yes	45.88	No			4,231.8	464.25
13	11	Casing Joints	9 5/8	40.00	N-80	Yes	45.88	No			4,185.9	510.13
14	12	Casing Joints	9 5/8	40.00	N-80	Yes	45.78	No			4,140.1	555.91
15	13	Casing Joints	9 5/8	40.00	N-80	Yes	46.22	No			4,093.9	602.13
16	14	Casing Joints	9 5/8	40.00	N-80	Yes	45.76	No			4,048.1	647.89
17	15	Casing Joints	9 5/8	40.00	N-80	Yes	45.72	No			4,002.4	693.61
18	16	Casing Joints	9 5/8	40.00	N-80	Yes	45.71	No			3,956.7	739.32
19	17	Casing Joints	9 5/8	40.00	N-80	Yes	46.21	No			3,910.5	785.53
20	18	Casing Joints	9 5/8	40.00	N-80	Yes	46.25	No			3,864.2	831.78
21	19	Casing Joints	9 5/8	40.00	N-80	Yes	46.22	No			3,818.0	878.00
22	20	Casing Joints	9 5/8	40.00	N-80	Yes	46.25	No			3,771.8	924.25
23	21	Casing Joints	9 5/8	40.00	N-80	Yes	46.21	No			3,725.5	970.46
24	22	Casing Joints	9 5/8	40.00	N-80	Yes	46.23	No			3,679.3	1,016.69
25	23	Casing Joints	9 5/8	40.00	N-80	Yes	46.21	No			3,633.1	1,062.90
26	24	Casing Joints	9 5/8	40.00	N-80	Yes	46.22	No			3,586.9	1,109.12
27	25	Casing Joints	9 5/8	40.00	N-80	Yes	46.23	No			3,540.7	1,155.35
28	26	Casing Joints	9 5/8	40.00	N-80	Yes	46.22	No			3,494.4	1,201.57
29	27	Casing Joints	9 5/8	40.00	N-80	Yes	46.22	No			3,448.2	1,247.79
30	28	Casing Joints	9 5/8	40.00	N-80	Yes	46.25	No			3,402.0	1,294.04
31	29	Casing Joints	9 5/8	40.00	N-80	Yes	46.21	No			3,355.8	1,340.25
32	30	Casing Joints	9 5/8	40.00	N-80	Yes	46.21	No			3,309.5	1,386.46
33	31	Casing Joints	9 5/8	40.00	N-80	Yes	46.24	No			3,263.3	1,432.70
34	32	Casing Joints	9 5/8	40.00	N-80	Yes	46.22	No			3,217.1	1,478.92
35	33	Casing Joints	9 5/8	40.00	N-80	Yes	46.22	No			3,170.9	1,525.14
36	34	Casing Joints	9 5/8	40.00	N-80	Yes	46.24	No			3,124.6	1,571.38
37	35	Casing Joints	9 5/8	40.00	N-80	Yes	46.19	No			3,078.4	1,617.57
38	36	Casing Joints	9 5/8	40.00	N-80	Yes	46.22	No			3,032.2	1,663.79
39	37	Casing Joints	9 5/8	40.00	N-80	Yes	46.23	No			2,986.0	1,710.02
40	38	Casing Joints	9 5/8	40.00	N-80	Yes	44.45	No			2,941.5	1,754.47
41	39	Casing Joints	9 5/8	40.00	N-80	Yes	42.27	No			2,899.3	1,796.74
42	40	Casing Joints	9 5/8	40.00	N-80	Yes	44.44	No			2,854.8	1,841.18
43	41	Casing Joints	9 5/8	40.00	N-80	Yes	44.63	No			2,810.2	1,885.81
44	42	Casing Joints	9 5/8	40.00	N-80	Yes	43.91	No			2,766.3	1,929.72

Casing Tally

Well Name: ZIA AGI #2D | **Intermediate, Set Depth: 4,696.0ftKB**

Casing Run Tally

Run #	Ref #	Item Des	OD (in)	Wt (lb/ft)	Grade	Run?	Len (ft)	Centralized?	Ext Jwlry	Connections	Top (ftKB)	Cum Len (ft)
45	43	Casing Joints	9 5/8	40.00	N-80	Yes	44.44	No			2,721.8	1,974.16
46	44	Casing Joints	9 5/8	40.00	N-80	Yes	44.44	No			2,677.4	2,018.60
47	45	Casing Joints	9 5/8	40.00	N-80	Yes	44.43	No			2,633.0	2,063.03
48		External Casing Packer	9 5/8	40.00	N-80	Yes	24.69	No			2,608.3	2,087.72
49	46	Casing Joints	9 5/8	40.00	N-80	Yes	44.41	No			2,563.9	2,132.13
50	47	Casing Joints	9 5/8	40.00	N-80	Yes	43.89	No			2,520.0	2,176.02
51	48	Casing Joints	9 5/8	40.00	N-80	Yes	44.43	No			2,475.6	2,220.45
52	49	Casing Joints	9 5/8	40.00	N-80	Yes	44.43	No			2,431.1	2,264.88
53	50	Casing Joints	9 5/8	40.00	N-80	Yes	44.42	No			2,386.7	2,309.30
54	51	Casing Joints	9 5/8	40.00	N-80	Yes	44.39	No			2,342.3	2,353.69
55	52	Casing Joints	9 5/8	40.00	N-80	Yes	43.84	No			2,298.5	2,397.53
56	53	Casing Joints	9 5/8	40.00	N-80	Yes	44.31	No			2,254.2	2,441.84
57	54	Casing Joints	9 5/8	40.00	N-80	Yes	44.44	No			2,209.7	2,486.28
58	55	Casing Joints	9 5/8	40.00	N-80	Yes	44.43	No			2,165.3	2,530.71
59	56	Casing Joints	9 5/8	40.00	N-80	Yes	43.68	No			2,121.6	2,574.39
60	57	Casing Joints	9 5/8	40.00	N-80	Yes	44.37	No			2,077.2	2,618.76
61	58	Casing Joints	9 5/8	40.00	N-80	Yes	39.52	No			2,037.7	2,658.28
62	59	Casing Joints	9 5/8	40.00	N-80	Yes	38.04	No			1,999.7	2,696.32
63	60	Casing Joints	9 5/8	40.00	N-80	Yes	38.20	No			1,961.5	2,734.52
64	61	Casing Joints	9 5/8	40.00	N-80	Yes	39.09	No			1,922.4	2,773.61
65	62	Casing Joints	9 5/8	40.00	N-80	Yes	38.28	No			1,884.1	2,811.89
66	63	Casing Joints	9 5/8	40.00	N-80	Yes	38.80	No			1,845.3	2,850.69
67	64	Casing Joints	9 5/8	40.00	N-80	Yes	43.79	No			1,801.5	2,894.48
68	65	Casing Joints	9 5/8	40.00	N-80	Yes	43.83	No			1,757.7	2,938.31
69	66	Casing Joints	9 5/8	40.00	N-80	Yes	44.39	No			1,713.3	2,982.70
70	67	Casing Joints	9 5/8	40.00	N-80	Yes	44.41	No			1,668.9	3,027.11
71	68	Casing Joints	9 5/8	40.00	N-80	Yes	44.63	No			1,624.3	3,071.74
72	69	Casing Joints	9 5/8	40.00	N-80	Yes	43.77	No			1,580.5	3,115.51
73	70	Casing Joints	9 5/8	40.00	N-80	Yes	44.41	No			1,536.1	3,159.92
74	71	Casing Joints	9 5/8	40.00	N-80	Yes	44.43	No			1,491.7	3,204.35
75	72	Casing Joints	9 5/8	40.00	N-80	Yes	44.42	No			1,447.2	3,248.77
76	73	Casing Joints	9 5/8	40.00	N-80	Yes	44.44	No			1,402.8	3,293.21
77	74	Casing Joints	9 5/8	40.00	N-80	Yes	44.41	No			1,358.4	3,337.62
78	75	Casing Joints	9 5/8	40.00	N-80	Yes	44.43	No			1,314.0	3,382.05
79	76	Casing Joints	9 5/8	40.00	N-80	Yes	44.43	No			1,269.5	3,426.48
80	77	Casing Joints	9 5/8	40.00	N-80	Yes	45.89	No			1,223.6	3,472.37
81	78	Casing Joints	9 5/8	40.00	N-80	Yes	45.71	No			1,177.9	3,518.08
82	79	Casing Joints	9 5/8	40.00	N-80	Yes	46.21	No			1,131.7	3,564.29
83	80	Casing Joints	9 5/8	40.00	N-80	Yes	45.91	No			1,085.8	3,610.20
84	81	Casing Joints	9 5/8	40.00	N-80	Yes	46.21	No			1,039.6	3,656.41
85	82	Casing Joints	9 5/8	40.00	N-80	Yes	46.22	No			993.4	3,702.63
86	83	Casing Joints	9 5/8	40.00	N-80	Yes	46.21	No			947.2	3,748.84

CONCHO

Casing Tally

Well Name: ZIA AGI #2D **Intermediate, Set Depth: 4,696.0ftKB**

Casing Run Tally

Run #	Ref #	Item Des	OD (in)	Wt (lb/ft)	Grade	Run?	Len (ft)	Centralized?	Ext Jwlry	Connections	Top (ftKB)	Cum Len (ft)
87	84	Casing Joints	9 5/8	40.00	N-80	Yes	46.23	No			900.9	3,795.07
88	85	Casing Joints	9 5/8	40.00	N-80	Yes	45.11	No			855.8	3,840.18
89	86	Casing Joints	9 5/8	40.00	N-80	Yes	45.68	No			810.1	3,885.86
90	87	Casing Joints	9 5/8	40.00	N-80	Yes	45.92	No			764.2	3,931.78
91	88	Casing Joints	9 5/8	40.00	N-80	Yes	46.26	No			718.0	3,978.04
92	89	Casing Joints	9 5/8	40.00	N-80	Yes	46.21	No			671.8	4,024.25
93	90	Casing Joints	9 5/8	40.00	N-80	Yes	46.22	No			625.5	4,070.47
94	91	Casing Joints	9 5/8	40.00	N-80	Yes	46.24	No			579.3	4,116.71
95	92	Casing Joints	9 5/8	40.00	N-80	Yes	46.22	No			533.1	4,162.93
96	93	Casing Joints	9 5/8	40.00	N-80	Yes	46.23	No			486.8	4,209.16
97	94	Casing Joints	9 5/8	40.00	N-80	Yes	45.90	No			440.9	4,255.06
98	95	Casing Joints	9 5/8	40.00	N-80	Yes	38.24	No			402.7	4,293.30
99	96	Casing Joints	9 5/8	40.00	N-80	Yes	38.30	No			364.4	4,331.60
100	97	Casing Joints	9 5/8	40.00	N-80	Yes	46.24	No			318.2	4,377.84
101	98	Casing Joints	9 5/8	40.00	N-80	Yes	46.23	No			271.9	4,424.07
102	99	Casing Joints	9 5/8	40.00	N-80	Yes	46.23	No			225.7	4,470.30
103	100	Casing Joints	9 5/8	40.00	N-80	Yes	46.22	No			179.5	4,516.52
104	101	Casing Joints	9 5/8	40.00	N-80	Yes	46.25	No			133.2	4,562.77
105	102	Casing Joints	9 5/8	40.00	N-80	Yes	46.24	No			87.0	4,609.01
106	103	Casing Joints	9 5/8	40.00	N-80	Yes	46.22	No			40.8	4,655.23
107	104	Casing Joints	9 5/8	40.00	N-80	Yes	46.22	No			-5.5	4,701.45
	105	Casing Joints	9 5/8	40.00	N-80	No	46.24	No				
	106	Casing Joints	9 5/8	40.00	N-80	No	46.23	No				
	107	Casing Joints	9 5/8	40.00	N-80	No	46.26	No				
	108	Casing Joints	9 5/8	40.00	N-80	No	46.21	No				
	109	Casing Joints	9 5/8	40.00	N-80	No	46.24	No				
	110	Casing Joints	9 5/8	40.00	N-80	No	46.23	No				
	111	Casing Joints	9 5/8	40.00	N-80	No	46.27	No				
	112	Casing Joints	9 5/8	40.00	N-80	No	46.23	No				
	113	Casing Joints	9 5/8	40.00	N-80	No	-7,236.85	No				

Production Casing Tally

CONCHO

Casing Tally

Well Name: ZIA AGI #2D

Production, Set Depth: 13,622.0ftKB

Casing Run Tally

Run #	Ref #	Item Des	OD (in)	Wt (lb/ft)	Grade	Run?	Len (ft)	Centralized?	Ext Jwlry	Connections	Top (ftKB)	Cum Len (ft)
1		Float Shoe	7	32.00	V-110	Yes	1.55	No		Vallourec VAM	13,620.5	1.55
2	1	Casing Joints	7	32.00	V-110	Yes	28.09	Yes		Vallourec VAM	13,592.4	29.64
3	2	Casing Joints	7	32.00	V-110	Yes	28.06	Yes		Vallourec VAM	13,564.3	57.70
4		Float Collar	7	32.00	V-110	Yes	1.45	No		Vallourec VAM	13,562.9	59.15
5	3	Casing Joints	7	32.00	V-110	Yes	30.41	Yes		Vallourec VAM	13,532.4	89.56
6		Baffle assem.	7	32.00	V-110	Yes	1.80	No		Vallourec VAM	13,530.6	91.36
7	4	Casing Joints	7	32.00	V-110	Yes	29.66	Yes		Vallourec VAM	13,501.0	121.02
8	5	Casing Joints	7	32.00	V-110	Yes	29.60	Yes		Vallourec VAM	13,471.4	150.62
9	6	Casing Joints	7	32.00	V-110	Yes	25.74	No		Vallourec VAM	13,445.6	176.36
10	7	Casing Joints	7	32.00	V-110	Yes	30.19	No		Vallourec VAM	13,415.5	206.55
11	8	Casing Joints	7	32.00	V-110	Yes	28.74	No		Vallourec VAM	13,386.7	235.29
12	9	Casing Joints	7	32.00	V-110	Yes	27.80	Yes		Vallourec VAM	13,358.9	263.09
13	10	Casing Joints	7	32.00	V-110	Yes	29.68	No		Vallourec VAM	13,329.2	292.77
14	11	CROSS OVER	7	32.00	V-110	Yes	31.09	No		LT&C	13,298.1	323.86
15	12	Casing Joints	7	29.00	P-110	Yes	45.23	No		LT&C	13,252.9	369.09
16	13	Casing Joints	7	29.00	P-110	Yes	45.24	No		LT&C	13,207.7	414.33
17	14	Casing Joints	7	29.00	P-110	Yes	45.21	Yes		LT&C	13,162.5	459.54
18	15	Casing Joints	7	29.00	P-110	Yes	45.23	No		LT&C	13,117.2	504.77
19	16	Casing Joints	7	29.00	P-110	Yes	45.23	No		LT&C	13,072.0	550.00
20	17	Casing Joints	7	29.00	P-110	Yes	45.24	No		LT&C	13,026.8	595.24
21	18	Casing Joints	7	29.00	P-110	Yes	45.24	No		LT&C	12,981.5	640.48
22	19	Casing Joints	7	29.00	P-110	Yes	45.19	Yes		LT&C	12,936.3	685.67
23	20	Casing Joints	7	29.00	P-110	Yes	44.73	No		LT&C	12,891.6	730.40
24	21	Casing Joints	7	29.00	P-110	Yes	44.79	No		LT&C	12,846.8	775.19
25	22	Casing Joints	7	29.00	P-110	Yes	39.16	No		LT&C	12,807.7	814.35
26	23	Casing Joints	7	29.00	P-110	Yes	44.01	No		LT&C	12,763.6	858.36
27	24	Casing Joints	7	29.00	P-110	Yes	44.71	Yes		LT&C	12,718.9	903.07
28	25	Casing Joints	7	29.00	P-110	Yes	45.25	No		LT&C	12,673.7	948.32
29	26	Casing Joints	7	29.00	P-110	Yes	44.14	No		LT&C	12,629.5	992.46
30	27	Casing Joints	7	29.00	P-110	Yes	44.09	No		LT&C	12,585.5	1,036.55
31	28	Casing Joints	7	29.00	P-110	Yes	42.94	No		LT&C	12,542.5	1,079.49
32	29	Casing Joints	7	29.00	P-110	Yes	44.21	Yes		LT&C	12,498.3	1,123.70
33	30	Casing Joints	7	29.00	P-110	Yes	42.97	No		LT&C	12,455.3	1,166.67
34	31	Casing Joints	7	29.00	P-110	Yes	43.28	No		LT&C	12,412.1	1,209.95
35	32	Casing Joints	7	29.00	P-110	Yes	45.21	No		LT&C	12,366.8	1,255.16
36	33	Casing Joints	7	29.00	P-110	Yes	42.78	No		LT&C	12,324.1	1,297.94
37	34	Casing Joints	7	29.00	P-110	Yes	43.37	Yes		LT&C	12,280.7	1,341.31
38	35	Casing Joints	7	29.00	P-110	Yes	44.81	No		LT&C	12,235.9	1,386.12
39	36	Casing Joints	7	29.00	P-110	Yes	43.21	No		LT&C	12,192.7	1,429.33
40	37	Casing Joints	7	29.00	P-110	Yes	43.62	No		LT&C	12,149.1	1,472.95
41	38	Casing Joints	7	29.00	P-110	Yes	45.31	No		LT&C	12,103.7	1,518.26
42	39	Casing Joints	7	29.00	P-110	Yes	43.00	Yes		LT&C	12,060.7	1,561.26
43	40	Casing Joints	7	29.00	P-110	Yes	45.33	No		LT&C	12,015.4	1,606.59
44	41	Casing Joints	7	29.00	P-110	Yes	43.97	No		LT&C	11,971.4	1,650.56

Casing Run Tally

Run #	Ref #	Item Des	OD (in)	Wt (lb/ft)	Grade	Run?	Len (ft)	Centralized?	Ext Jwlry	Connections	Top (ftKB)	Cum Len (ft)
45	42	Casing Joints	7	29.00	P-110	Yes	44.81	No		LT&C	11,926.6	1,695.37
46	43	Casing Joints	7	29.00	P-110	Yes	44.43	No		LT&C	11,882.2	1,739.80
47	44	Casing Joints	7	29.00	P-110	Yes	44.84	Yes		LT&C	11,837.4	1,784.64
48	45	Casing Joints	7	29.00	P-110	Yes	44.76	No		LT&C	11,792.6	1,829.40
49	46	Casing Joints	7	29.00	P-110	Yes	44.51	No		LT&C	11,748.1	1,873.91
50	47	Casing Joints	7	29.00	P-110	Yes	45.22	No		LT&C	11,702.9	1,919.13
51	48	Casing Joints	7	29.00	P-110	Yes	45.19	No		LT&C	11,657.7	1,964.32
52	49	Casing Joints	7	29.00	P-110	Yes	45.20	Yes		LT&C	11,612.5	2,009.52
53	50	Casing Joints	7	29.00	P-110	Yes	45.19	No		LT&C	11,567.3	2,054.71
54	51	Casing Joints	7	29.00	P-110	Yes	43.65	No		LT&C	11,523.6	2,098.36
55	52	Casing Joints	7	29.00	P-110	Yes	36.66	No		LT&C	11,487.0	2,135.02
56	53	Casing Joints	7	29.00	P-110	Yes	35.81	No		LT&C	11,451.2	2,170.83
57	54	Casing Joints	7	29.00	P-110	Yes	41.88	Yes		LT&C	11,409.3	2,212.71
58	55	Casing Joints	7	29.00	P-110	Yes	44.59	No		LT&C	11,364.7	2,257.30
59	56	Casing Joints	7	29.00	P-110	Yes	44.79	No		LT&C	11,319.9	2,302.09
60	57	Casing Joints	7	29.00	P-110	Yes	42.24	No		LT&C	11,277.7	2,344.33
61	58	Casing Joints	7	29.00	P-110	Yes	45.21	No		LT&C	11,232.5	2,389.54
62	59	Casing Joints	7	29.00	P-110	Yes	43.31	Yes		LT&C	11,189.2	2,432.85
63	60	Casing Joints	7	29.00	P-110	Yes	45.32	No		LT&C	11,143.8	2,478.17
64	61	Casing Joints	7	29.00	P-110	Yes	45.38	No		LT&C	11,098.5	2,523.55
65	62	Casing Joints	7	29.00	P-110	Yes	45.35	No		LT&C	11,053.1	2,568.90
66	63	Casing Joints	7	29.00	P-110	Yes	45.20	No		LT&C	11,007.9	2,614.10
67	64	Casing Joints	7	29.00	P-110	Yes	45.21	Yes		LT&C	10,962.7	2,659.31
68	65	Casing Joints	7	29.00	P-110	Yes	43.88	No		LT&C	10,918.8	2,703.19
69	66	Casing Joints	7	29.00	P-110	Yes	43.82	No		LT&C	10,875.0	2,747.01
70	67	Casing Joints	7	29.00	P-110	Yes	44.69	No		LT&C	10,830.3	2,791.70
71	68	Casing Joints	7	29.00	P-110	Yes	44.08	No		LT&C	10,786.2	2,835.78
72	69	Casing Joints	7	29.00	P-110	Yes	45.23	Yes		LT&C	10,741.0	2,881.01
73	70	Casing Joints	7	29.00	P-110	Yes	44.98	No		LT&C	10,696.0	2,925.99
74	71	Casing Joints	7	29.00	P-110	Yes	44.91	No		LT&C	10,651.1	2,970.90
75	72	Casing Joints	7	29.00	P-110	Yes	44.02	No		LT&C	10,607.1	3,014.92
76	73	Casing Joints	7	29.00	P-110	Yes	45.23	No		LT&C	10,561.9	3,060.15
77	74	Casing Joints	7	29.00	P-110	Yes	45.23	Yes		LT&C	10,516.6	3,105.38
78	75	Casing Joints	7	29.00	P-110	Yes	45.24	No		LT&C	10,471.4	3,150.62
79	76	Casing Joints	7	29.00	P-110	Yes	45.22	No		LT&C	10,426.2	3,195.84
80	77	Casing Joints	7	29.00	P-110	Yes	45.25	No		LT&C	10,380.9	3,241.09
81	78	Casing Joints	7	29.00	P-110	Yes	45.23	No		LT&C	10,335.7	3,286.32
82	79	Casing Joints	7	29.00	P-110	Yes	44.62	Yes		LT&C	10,291.1	3,330.94
83	80	Casing Joints	7	29.00	P-110	Yes	45.22	No		LT&C	10,245.8	3,376.16
84	81	Casing Joints	7	29.00	P-110	Yes	45.21	No		LT&C	10,200.6	3,421.37
85	82	Casing Joints	7	29.00	P-110	Yes	45.23	No		LT&C	10,155.4	3,466.60
86	83	Casing Joints	7	29.00	P-110	Yes	45.22	No		LT&C	10,110.2	3,511.82
87	84	Casing Joints	7	29.00	P-110	Yes	45.22	Yes		LT&C	10,065.0	3,557.04

Casing Run Tally

Run #	Ref #	Item Des	OD (in)	Wt (lb/ft)	Grade	Run?	Len (ft)	Centralized?	Ext Jwlry	Connections	Top (ftKB)	Cum Len (ft)
88	85	Casing Joints	7	29.00	P-110	Yes	45.21	No		LT&C	10,019.8	3,602.25
89	86	Casing Joints	7	29.00	P-110	Yes	45.22	No		LT&C	9,974.5	3,647.47
90	87	Casing Joints	7	29.00	P-110	Yes	45.32	No		LT&C	9,929.2	3,692.79
91	88	Casing Joints	7	29.00	P-110	Yes	45.25	No		LT&C	9,884.0	3,738.04
92	89	Casing Joints	7	29.00	P-110	Yes	45.24	Yes		LT&C	9,838.7	3,783.28
93	90	Casing Joints	7	29.00	P-110	Yes	45.24	No		LT&C	9,793.5	3,828.52
94	91	Casing Joints	7	29.00	P-110	Yes	45.23	No		LT&C	9,748.3	3,873.75
95	92	Casing Joints	7	29.00	P-110	Yes	45.22	No		LT&C	9,703.0	3,918.97
96	93	Casing Joints	7	29.00	P-110	Yes	45.21	No		LT&C	9,657.8	3,964.18
97	94	Casing Joints	7	29.00	P-110	Yes	45.21	Yes		LT&C	9,612.6	4,009.39
98	95	Casing Joints	7	29.00	P-110	Yes	45.23	No		LT&C	9,567.4	4,054.62
99	96	Casing Joints	7	29.00	P-110	Yes	45.23	No		LT&C	9,522.2	4,099.85
100	97	Casing Joints	7	29.00	P-110	Yes	45.22	No		LT&C	9,476.9	4,145.07
101	98	Casing Joints	7	29.00	P-110	Yes	45.22	No		LT&C	9,431.7	4,190.29
102	99	Casing Joints	7	29.00	P-110	Yes	45.22	Yes		LT&C	9,386.5	4,235.51
103	100	Casing Joints	7	29.00	P-110	Yes	45.23	No		LT&C	9,341.3	4,280.74
104	101	Casing Joints	7	29.00	P-110	Yes	44.60	No		LT&C	9,296.7	4,325.34
105	102	Casing Joints	7	29.00	P-110	Yes	43.31	No		LT&C	9,253.4	4,368.65
106	103	Casing Joints	7	29.00	P-110	Yes	41.53	No		LT&C	9,211.8	4,410.18
107	104	Casing Joints	7	29.00	P-110	Yes	44.77	Yes		LT&C	9,167.1	4,454.95
108	105	Casing Joints	7	29.00	P-110	Yes	45.43	No		LT&C	9,121.6	4,500.38
109	106	Casing Joints	7	29.00	P-110	Yes	45.43	No		LT&C	9,076.2	4,545.81
110	107	Casing Joints	7	29.00	P-110	Yes	44.39	No		LT&C	9,031.8	4,590.20
111	108	Casing Joints	7	29.00	P-110	Yes	44.67	No		LT&C	8,987.1	4,634.87
112	109	Casing Joints	7	29.00	P-110	Yes	45.22	Yes		LT&C	8,941.9	4,680.09
113	110	Casing Joints	7	29.00	P-110	Yes	45.21	No		LT&C	8,896.7	4,725.30
114	111	Casing Joints	7	29.00	P-110	Yes	44.74	No		LT&C	8,852.0	4,770.04
115	112	Casing Joints	7	29.00	P-110	Yes	42.61	No		LT&C	8,809.4	4,812.65
116	113	Casing Joints	7	29.00	P-110	Yes	43.69	No		LT&C	8,765.7	4,856.34
117	114	Casing Joints	7	29.00	P-110	Yes	44.70	Yes		LT&C	8,721.0	4,901.04
118	115	Casing Joints	7	29.00	P-110	Yes	44.76	No		LT&C	8,676.2	4,945.80
119	116	Casing Joints	7	29.00	P-110	Yes	44.77	No		LT&C	8,631.4	4,990.57
120	117	Casing Joints	7	29.00	P-110	Yes	44.83	No		LT&C	8,586.6	5,035.40
121	118	Casing Joints	7	29.00	P-110	Yes	45.21	No		LT&C	8,541.4	5,080.61
122	119	Casing Joints	7	29.00	P-110	Yes	43.57	Yes		LT&C	8,497.8	5,124.18
123	120	Casing Joints	7	29.00	P-110	Yes	44.60	No		LT&C	8,453.2	5,168.78
124	121	Casing Joints	7	29.00	P-110	Yes	36.02	No		LT&C	8,417.2	5,204.80
125	122	Casing Joints	7	29.00	P-110	Yes	42.00	No		LT&C	8,375.2	5,246.80
126	123	Casing Joints	7	29.00	P-110	Yes	41.93	No		LT&C	8,333.3	5,288.73
127	124	Casing Joints	7	29.00	P-110	Yes	42.02	Yes		LT&C	8,291.3	5,330.75
128	125	Casing Joints	7	29.00	P-110	Yes	43.63	No		LT&C	8,247.6	5,374.38
129	126	Casing Joints	7	29.00	P-110	Yes	44.74	No		LT&C	8,202.9	5,419.12
130	127	Casing Joints	7	29.00	P-110	Yes	41.69	No		LT&C	8,161.2	5,460.81

Casing Tally

Well Name: ZIA AGI #2D **Production, Set Depth: 13,622.0ftKB**

Casing Run Tally

Run #	Ref #	Item Des	OD (in)	Wt (lb/ft)	Grade	Run?	Len (ft)	Centralized?	Ext Jwlry	Connections	Top (ftKB)	Cum Len (ft)
131	128	Casing Joints	7	29.00	P-110	Yes	45.22	No		LT&C	8,116.0	5,506.03
132	129	Casing Joints	7	29.00	P-110	Yes	45.22	Yes		LT&C	8,070.8	5,551.25
133	130	Casing Joints	7	29.00	P-110	Yes	45.23	No		LT&C	8,025.5	5,596.48
134	131	Casing Joints	7	29.00	P-110	Yes	45.23	No		LT&C	7,980.3	5,641.71
135	132	Casing Joints	7	29.00	P-110	Yes	45.22	No		LT&C	7,935.1	5,686.93
136	133	Casing Joints	7	29.00	P-110	Yes	45.22	No		LT&C	7,889.9	5,732.15
137	134	Casing Joints	7	29.00	P-110	Yes	45.24	Yes		LT&C	7,844.6	5,777.39
138	135	Casing Joints	7	29.00	P-110	Yes	45.23	No		LT&C	7,799.4	5,822.62
139	136	Casing Joints	7	29.00	P-110	Yes	44.64	No		LT&C	7,754.7	5,867.26
140	137	Casing Joints	7	29.00	P-110	Yes	45.21	No		LT&C	7,709.5	5,912.47
141	138	Casing Joints	7	29.00	P-110	Yes	45.23	No		LT&C	7,664.3	5,957.70
142	139	Casing Joints	7	29.00	P-110	Yes	45.23	Yes		LT&C	7,619.1	6,002.93
143	140	Casing Joints	7	29.00	P-110	Yes	45.22	No		LT&C	7,573.9	6,048.15
144	141	Casing Joints	7	29.00	P-110	Yes	44.61	No		LT&C	7,529.2	6,092.76
145	142	Casing Joints	7	29.00	P-110	Yes	44.68	No		LT&C	7,484.6	6,137.44
146	143	Casing Joints	7	29.00	P-110	Yes	44.51	No		LT&C	7,440.1	6,181.95
147	144	Casing Joints	7	29.00	P-110	Yes	44.70	Yes		LT&C	7,395.4	6,226.65
148	145	Casing Joints	7	29.00	P-110	Yes	44.67	No		LT&C	7,350.7	6,271.32
149	146	Casing Joints	7	29.00	P-110	Yes	45.23	No		LT&C	7,305.5	6,316.55
150	147	Casing Joints	7	29.00	P-110	Yes	45.21	No		LT&C	7,260.2	6,361.76
151	148	Casing Joints	7	29.00	P-110	Yes	45.21	No		LT&C	7,215.0	6,406.97
152	149	Casing Joints	7	29.00	P-110	Yes	45.21	Yes		LT&C	7,169.8	6,452.18
153	150	Casing Joints	7	29.00	P-110	Yes	45.21	No		LT&C	7,124.6	6,497.39
154	151	Casing Joints	7	29.00	P-110	Yes	45.21	No		LT&C	7,079.4	6,542.60
155	152	Casing Joints	7	29.00	P-110	Yes	45.20	No		LT&C	7,034.2	6,587.80
156	153	Casing Joints	7	29.00	P-110	Yes	45.22	No		LT&C	6,989.0	6,633.02
157	154	Casing Joints	7	29.00	P-110	Yes	45.19	Yes		LT&C	6,943.8	6,678.21
158	155	Casing Joints	7	29.00	P-110	Yes	45.20	No		LT&C	6,898.6	6,723.41
159	156	Casing Joints	7	29.00	P-110	Yes	45.20	No		LT&C	6,853.4	6,768.61
160	157	Casing Joints	7	29.00	P-110	Yes	45.19	No		LT&C	6,808.2	6,813.80
161	158	Casing Joints	7	29.00	P-110	Yes	44.48	No		LT&C	6,763.7	6,858.28
162	159	Casing Joints	7	29.00	P-110	Yes	44.39	Yes		LT&C	6,719.3	6,902.67
163	160	Casing Joints	7	29.00	P-110	Yes	45.20	No		LT&C	6,674.1	6,947.87
164	161	Casing Joints	7	29.00	P-110	Yes	45.21	No		LT&C	6,628.9	6,993.08
165	162	Casing Joints	7	29.00	P-110	Yes	45.20	No		LT&C	6,583.7	7,038.28
166	163	Casing Joints	7	29.00	P-110	Yes	45.20	No		LT&C	6,538.5	7,083.48
167	164	Casing Joints	7	29.00	P-110	Yes	45.20	Yes		LT&C	6,493.3	7,128.68
168	165	Casing Joints	7	29.00	P-110	Yes	45.20	No		LT&C	6,448.1	7,173.88
169	166	Casing Joints	7	29.00	P-110	Yes	45.21	No		LT&C	6,402.9	7,219.09
170	167	Casing Joints	7	29.00	P-110	Yes	40.44	No		LT&C	6,362.5	7,259.53
	168	Cross Over	7	32.00	V-110	No	28.75	No		Vallourec VAM		
171		DV TOOL	7	32.00	V-110	Yes	16.96	No		Vallourec VAM	6,345.5	7,276.49
172	169	X-0	7	32.00	V-110	Yes	28.03	No		Vallourec VAM	6,317.5	7,304.52
173	170	Casing Joints	7	32.00	V-110	Yes	27.46	No		Vallourec VAM	6,290.0	7,331.98

Casing Run Tally

Run #	Ref #	Item Des	OD (in)	Wt (lb/ft)	Grade	Run?	Len (ft)	Centralized?	Ext Jwlry	Connections	Top (ftKB)	Cum Len (ft)
174	171	Casing Joints	7	32.00	V-110	Yes	27.90	Yes		Vallourec VAM	6,262.1	7,359.88
175	172	Casing Joints	7	32.00	V-110	Yes	28.32	No		Vallourec VAM	6,233.8	7,388.20
176	173	Casing Joints	7	32.00	V-110	Yes	27.88	No		Vallourec VAM	6,205.9	7,416.08
177	174	Casing Joints	7	32.00	V-110	Yes	28.05	No		Vallourec VAM	6,177.9	7,444.13
178	175	Casing Joints	7	32.00	V-110	Yes	28.06	No		Vallourec VAM	6,149.8	7,472.19
179	176	Casing Joints	7	32.00	V-110	Yes	28.40	Yes		Vallourec VAM	6,121.4	7,500.59
180	177	Casing Joints	7	32.00	V-110	Yes	28.06	No		Vallourec VAM	6,093.4	7,528.65
181	178	Casing Joints	7	32.00	V-110	Yes	25.48	No		Vallourec VAM	6,067.9	7,554.13
182	179	Casing Joints	7	32.00	V-110	Yes	28.34	No		Vallourec VAM	6,039.5	7,582.47
183	180	Casing Joints	7	32.00	V-110	Yes	27.73	No		Vallourec VAM	6,011.8	7,610.20
184	181	Casing Joints	7	32.00	V-110	Yes	27.74	Yes		Vallourec VAM	5,984.1	7,637.94
185	182	Casing Joints	7	32.00	V-110	Yes	28.06	No		Vallourec VAM	5,956.0	7,666.00
186	183	Casing Joints	7	32.00	V-110	Yes	28.09	No		Vallourec VAM	5,927.9	7,694.09
187	184	Casing Joints	7	32.00	V-110	Yes	27.71	No		Vallourec VAM	5,900.2	7,721.80
188	185	Casing Joints	7	32.00	V-110	Yes	27.74	No		Vallourec VAM	5,872.5	7,749.54
189	186	Casing Joints	7	32.00	V-110	Yes	27.93	Yes		Vallourec VAM	5,844.5	7,777.47
190	187	Casing Joints	7	32.00	V-110	Yes	28.08	No		Vallourec VAM	5,816.5	7,805.55
191	188	Casing Joints	7	32.00	V-110	Yes	27.87	No		Vallourec VAM	5,788.6	7,833.42
192	189	Casing Joints	7	32.00	V-110	Yes	28.08	No		Vallourec VAM	5,760.5	7,861.50
193	190	Casing Joints	7	32.00	V-110	Yes	28.39	No		Vallourec VAM	5,732.1	7,889.89
194	191	Casing Joints	7	32.00	V-110	Yes	28.05	Yes		Vallourec VAM	5,704.1	7,917.94
195	192	Casing Joints	7	32.00	V-110	Yes	26.09	No		Vallourec VAM	5,678.0	7,944.03
196	193	Casing Joints	7	32.00	V-110	Yes	27.84	No		Vallourec VAM	5,650.1	7,971.87
197	194	Casing Joints	7	32.00	V-110	Yes	27.69	No		Vallourec VAM	5,622.4	7,999.56
198	195	Casing Joints	7	32.00	V-110	Yes	28.05	No		Vallourec VAM	5,594.4	8,027.61
199	196	Casing Joints	7	32.00	V-110	Yes	27.41	Yes		Vallourec VAM	5,567.0	8,055.02
200	197	Casing Joints	7	32.00	V-110	Yes	27.73	No		Vallourec VAM	5,539.3	8,082.75
201	198	Casing Joints	7	32.00	V-110	Yes	28.04	No		Vallourec VAM	5,511.2	8,110.79
202	199	Casing Joints	7	32.00	V-110	Yes	27.56	No		Vallourec VAM	5,483.7	8,138.35
203	200	Casing Joints	7	32.00	V-110	Yes	28.22	No		Vallourec VAM	5,455.4	8,166.57
204	201	Casing Joints	7	32.00	V-110	Yes	28.07	Yes		Vallourec VAM	5,427.4	8,194.64
205	202	Casing Joints	7	32.00	V-110	Yes	27.88	No		Vallourec VAM	5,399.5	8,222.52
206	203	Casing Joints	7	32.00	V-110	Yes	27.73	No		Vallourec VAM	5,371.8	8,250.25
207	204	Casing Joints	7	32.00	V-110	Yes	27.88	No		Vallourec VAM	5,343.9	8,278.13
208	205	Casing Joints	7	32.00	V-110	Yes	27.71	No		Vallourec VAM	5,316.2	8,305.84
209	206	Casing Joints	7	32.00	V-110	Yes	28.21	Yes		Vallourec VAM	5,288.0	8,334.05
210	207	Casing Joints	7	32.00	V-110	Yes	27.78	No		Vallourec VAM	5,260.2	8,361.83
211	208	Casing Joints	7	32.00	V-110	Yes	27.71	No		Vallourec VAM	5,232.5	8,389.54
212	209	Casing Joints	7	32.00	V-110	Yes	27.78	No		Vallourec VAM	5,204.7	8,417.32
213	210	Casing Joints	7	32.00	V-110	Yes	28.04	No		Vallourec VAM	5,176.6	8,445.36
214	211	Casing Joints	7	32.00	V-110	Yes	27.73	Yes		Vallourec VAM	5,148.9	8,473.09
215	212	Casing Joints	7	32.00	V-110	Yes	27.89	No		Vallourec VAM	5,121.0	8,500.98
216	213	Casing Joints	7	32.00	V-110	Yes	27.86	No		Vallourec VAM	5,093.2	8,528.84

Casing Run Tally

Run #	Ref #	Item Des	OD (in)	Wt (lb/ft)	Grade	Run?	Len (ft)	Centralized?	Ext Jwlry	Connections	Top (ftKB)	Cum Len (ft)
217	214	Casing Joints	7	32.00	V-110	Yes	25.59	No		Vallourec VAM	5,067.6	8,554.43
218	215	Casing Joints	7	32.00	V-110	Yes	28.18	No		Vallourec VAM	5,039.4	8,582.61
219	216	Casing Joints	7	32.00	V-110	Yes	28.41	Yes		Vallourec VAM	5,011.0	8,611.02
220	217	Casing Joints	7	32.00	V-110	Yes	28.20	No		Vallourec VAM	4,982.8	8,639.22
221	218	Casing Joints	7	32.00	V-110	Yes	27.43	No		Vallourec VAM	4,955.4	8,666.65
222	219	CROSS OVER	7	32.00	V-110	Yes	29.55	No		LT&C	4,925.8	8,696.20
223	220	Casing Joints	7	29.00	P-110	Yes	40.75	No		LT&C	4,885.1	8,736.95
224	221	Casing Joints	7	29.00	P-110	Yes	39.67	Yes		LT&C	4,845.4	8,776.62
225	222	Casing Joints	7	29.00	P-110	Yes	45.21	No		LT&C	4,800.2	8,821.83
226	223	Casing Joints	7	29.00	P-110	Yes	45.20	No		LT&C	4,755.0	8,867.03
227	224	Casing Joints	7	29.00	P-110	Yes	42.58	No		LT&C	4,712.4	8,909.61
228	225	Casing Joints	7	29.00	P-110	Yes	44.74	No		LT&C	4,667.7	8,954.35
229	226	Casing Joints	7	29.00	P-110	Yes	44.45	Yes		LT&C	4,623.2	8,998.80
230	227	Casing Joints	7	29.00	P-110	Yes	44.56	No		LT&C	4,578.6	9,043.36
231	228	Casing Joints	7	29.00	P-110	Yes	44.61	No		LT&C	4,534.0	9,087.97
232	229	Casing Joints	7	29.00	P-110	Yes	40.03	No		LT&C	4,494.0	9,128.00
233	230	Casing Joints	7	29.00	P-110	Yes	42.85	No		LT&C	4,451.2	9,170.85
234	231	Casing Joints	7	29.00	P-110	Yes	43.66	Yes		LT&C	4,407.5	9,214.51
235	232	Casing Joints	7	29.00	P-110	Yes	45.20	No		LT&C	4,362.3	9,259.71
236	233	Casing Joints	7	29.00	P-110	Yes	42.00	No		LT&C	4,320.3	9,301.71
237	234	Casing Joints	7	29.00	P-110	Yes	45.24	No		LT&C	4,275.1	9,346.95
238	235	Casing Joints	7	29.00	P-110	Yes	45.23	No		LT&C	4,229.8	9,392.18
239	236	Casing Joints	7	29.00	P-110	Yes	45.22	Yes		LT&C	4,184.6	9,437.40
240	237	Casing Joints	7	29.00	P-110	Yes	45.25	No		LT&C	4,139.4	9,482.65
241	238	Casing Joints	7	29.00	P-110	Yes	44.58	No		LT&C	4,094.8	9,527.23
242	239	Casing Joints	7	29.00	P-110	Yes	44.70	No		LT&C	4,050.1	9,571.93
243	240	Casing Joints	7	29.00	P-110	Yes	45.25	No		LT&C	4,004.8	9,617.18
244	241	Casing Joints	7	29.00	P-110	Yes	45.25	Yes		LT&C	3,959.6	9,662.43
245	242	Casing Joints	7	29.00	P-110	Yes	45.23	No		LT&C	3,914.3	9,707.66
246	243	Casing Joints	7	29.00	P-110	Yes	45.23	No		LT&C	3,869.1	9,752.89
247	244	Casing Joints	7	29.00	P-110	Yes	45.24	No		LT&C	3,823.9	9,798.13
248	245	Casing Joints	7	29.00	P-110	Yes	45.23	No		LT&C	3,778.6	9,843.36
249	246	Casing Joints	7	29.00	P-110	Yes	38.24	Yes		LT&C	3,740.4	9,881.60
250	247	Casing Joints	7	29.00	P-110	Yes	45.25	No		LT&C	3,695.2	9,926.85
	248	Casing Joints	7	29.00	P-110	No	38.12	No		LT&C		
251	249	Casing Joints	7	29.00	P-110	Yes	45.23	No		LT&C	3,649.9	9,972.08
252	250	Casing Joints	7	29.00	P-110	Yes	45.24	No		LT&C	3,604.7	10,017.32
253	251	Casing Joints	7	29.00	P-110	Yes	45.22	Yes		LT&C	3,559.5	10,062.54
	252	Casing Joints	7	29.00	P-110	No	38.20	No		LT&C		
254	253	Casing Joints	7	29.00	P-110	Yes	45.24	No		LT&C	3,514.2	10,107.78
255	254	Casing Joints	7	29.00	P-110	Yes	45.24	No		LT&C	3,469.0	10,153.02
256	255	Casing Joints	7	29.00	P-110	Yes	45.21	No		LT&C	3,423.8	10,198.23
257	256	Casing Joints	7	29.00	P-110	Yes	45.25	Yes		LT&C	3,378.5	10,243.48

Casing Run Tally

Run #	Ref #	Item Des	OD (in)	Wt (lb/ft)	Grade	Run?	Len (ft)	Centralized?	Ext Jwlry	Connections	Top (ftKB)	Cum Len (ft)
258	257	Casing Joints	7	29.00	P-110	Yes	45.22	No		LT&C	3,333.3	10,288.70
259	258	Casing Joints	7	29.00	P-110	Yes	43.72	No		LT&C	3,289.6	10,332.42
260	259	Casing Joints	7	29.00	P-110	Yes	45.24	No		LT&C	3,244.3	10,377.66
261	260	Casing Joints	7	29.00	P-110	Yes	44.73	No		LT&C	3,199.6	10,422.39
262	261	Casing Joints	7	29.00	P-110	Yes	45.23	Yes		LT&C	3,154.4	10,467.62
263	262	Casing Joints	7	29.00	P-110	Yes	45.22	No		LT&C	3,109.2	10,512.84
264	263	Casing Joints	7	29.00	P-110	Yes	45.24	No		LT&C	3,063.9	10,558.08
265	264	Casing Joints	7	29.00	P-110	Yes	45.24	No		LT&C	3,018.7	10,603.32
266	265	Casing Joints	7	29.00	P-110	Yes	45.23	No		LT&C	2,973.5	10,648.55
267	266	Casing Joints	7	29.00	P-110	Yes	45.23	Yes		LT&C	2,928.2	10,693.78
268	267	Casing Joints	7	29.00	P-110	Yes	45.22	No		LT&C	2,883.0	10,739.00
269	268	Casing Joints	7	29.00	P-110	Yes	45.33	No		LT&C	2,837.7	10,784.33
270	269	Casing Joints	7	29.00	P-110	Yes	45.33	No		LT&C	2,792.3	10,829.66
271	270	Casing Joints	7	29.00	P-110	Yes	45.32	No		LT&C	2,747.0	10,874.98
272	271	Casing Joints	7	29.00	P-110	Yes	45.30	Yes		LT&C	2,701.7	10,920.28
273	272	Casing Joints	7	29.00	P-110	Yes	45.32	No		LT&C	2,656.4	10,965.60
274	273	Casing Joints	7	29.00	P-110	Yes	45.32	No		LT&C	2,611.1	11,010.92
275	274	Casing Joints	7	29.00	P-110	Yes	45.35	No		LT&C	2,565.7	11,056.27
276	275	Casing Joints	7	29.00	P-110	Yes	45.32	No		LT&C	2,520.4	11,101.59
277	276	Casing Joints	7	29.00	P-110	Yes	43.85	Yes		LT&C	2,476.6	11,145.44
278	277	Casing Joints	7	29.00	P-110	Yes	45.33	No		LT&C	2,431.2	11,190.77
279	278	Casing Joints	7	29.00	P-110	Yes	45.34	No		LT&C	2,385.9	11,236.11
280	279	Casing Joints	7	29.00	P-110	Yes	45.34	No		LT&C	2,340.6	11,281.45
281	280	Casing Joints	7	29.00	P-110	Yes	45.32	No		LT&C	2,295.2	11,326.77
282	281	Casing Joints	7	29.00	P-110	Yes	45.34	Yes		LT&C	2,249.9	11,372.11
283	282	Casing Joints	7	29.00	P-110	Yes	45.33	No		LT&C	2,204.6	11,417.44
284	283	Casing Joints	7	29.00	P-110	Yes	45.33	No		LT&C	2,159.2	11,462.77
285	284	Casing Joints	7	29.00	P-110	Yes	45.29	No		LT&C	2,113.9	11,508.06
286	285	Casing Joints	7	29.00	P-110	Yes	45.28	No		LT&C	2,068.7	11,553.34
287	286	Casing Joints	7	29.00	P-110	Yes	45.34	Yes		LT&C	2,023.3	11,598.68
288	287	Casing Joints	7	29.00	P-110	Yes	45.24	No		LT&C	1,978.1	11,643.92
289	288	Casing Joints	7	29.00	P-110	Yes	42.34	No		LT&C	1,935.7	11,686.26
290	289	Casing Joints	7	29.00	P-110	Yes	45.32	No		LT&C	1,890.4	11,731.58
291	290	Casing Joints	7	29.00	P-110	Yes	45.33	No		LT&C	1,845.1	11,776.91
292	291	Casing Joints	7	29.00	P-110	Yes	45.33	No		LT&C	1,799.8	11,822.24
293	292	Casing Joints	7	29.00	P-110	Yes	45.02	No		LT&C	1,754.7	11,867.26
294	293	Casing Joints	7	29.00	P-110	Yes	45.32	No		LT&C	1,709.4	11,912.58
295	294	Casing Joints	7	29.00	P-110	Yes	45.32	No		LT&C	1,664.1	11,957.90
296	295	Casing Joints	7	29.00	P-110	Yes	44.81	No		LT&C	1,619.3	12,002.71
297	296	Casing Joints	7	29.00	P-110	Yes	45.33	No		LT&C	1,574.0	12,048.04
298	297	Casing Joints	7	29.00	P-110	Yes	45.33	No		LT&C	1,528.6	12,093.37
299	298	Casing Joints	7	29.00	P-110	Yes	45.31	No		LT&C	1,483.3	12,138.68
300	299	Casing Joints	7	29.00	P-110	Yes	45.29	No		LT&C	1,438.0	12,183.97

Casing Tally

Well Name: ZIA AGI #2D **Production, Set Depth: 13,622.0ftKB**

Casing Run Tally

Run #	Ref #	Item Des	OD (in)	Wt (lb/ft)	Grade	Run?	Len (ft)	Centralized?	Ext Jwlry	Connections	Top (ftKB)	Cum Len (ft)
301	300	Casing Joints	7	29.00	P-110	Yes	45.32	No		LT&C	1,392.7	12,229.29
302	301	Casing Joints	7	29.00	P-110	Yes	45.32	No		LT&C	1,347.4	12,274.61
303	302	Casing Joints	7	29.00	P-110	Yes	45.31	No		LT&C	1,302.1	12,319.92
304	303	Casing Joints	7	29.00	P-110	Yes	45.32	No		LT&C	1,256.8	12,365.24
305	304	Casing Joints	7	29.00	P-110	Yes	45.30	No		LT&C	1,211.5	12,410.54
306	305	Casing Joints	7	29.00	P-110	Yes	44.95	No		LT&C	1,166.5	12,455.49
307	306	Casing Joints	7	29.00	P-110	Yes	45.33	No		LT&C	1,121.2	12,500.82
308	307	Casing Joints	7	29.00	P-110	Yes	45.34	No		LT&C	1,075.8	12,546.16
309	308	Casing Joints	7	29.00	P-110	Yes	45.33	No		LT&C	1,030.5	12,591.49
310	309	Casing Joints	7	29.00	P-110	Yes	45.32	No		LT&C	985.2	12,636.81
311	310	Casing Joints	7	29.00	P-110	Yes	45.33	No		LT&C	939.9	12,682.14
312	311	Casing Joints	7	29.00	P-110	Yes	45.32	No		LT&C	894.5	12,727.46
313	312	Casing Joints	7	29.00	P-110	Yes	45.32	No		LT&C	849.2	12,772.78
314	313	Casing Joints	7	29.00	P-110	Yes	45.31	No		LT&C	803.9	12,818.09
315	314	Casing Joints	7	29.00	P-110	Yes	45.30	No		LT&C	758.6	12,863.39
316	315	Casing Joints	7	29.00	P-110	Yes	45.33	No		LT&C	713.3	12,908.72
317	316	Casing Joints	7	29.00	P-110	Yes	45.33	No		LT&C	667.9	12,954.05
318	317	Casing Joints	7	29.00	P-110	Yes	45.32	No		LT&C	622.6	12,999.37
319	318	Casing Joints	7	29.00	P-110	Yes	45.31	No		LT&C	577.3	13,044.68
320	319	Casing Joints	7	29.00	P-110	Yes	45.31	No		LT&C	532.0	13,089.99
321	320	Casing Joints	7	29.00	P-110	Yes	45.32	No		LT&C	486.7	13,135.31
322	321	Casing Joints	7	29.00	P-110	Yes	45.32	No		LT&C	441.4	13,180.63
323	322	Casing Joints	7	29.00	P-110	Yes	45.33	No		LT&C	396.0	13,225.96
324	323	Casing Joints	7	29.00	P-110	Yes	45.32	No		LT&C	350.7	13,271.28
	324	Casing Joints	7	29.00	P-110	No	45.32	No		LT&C	305.4	13,316.60
	325	Casing Joints	7	29.00	P-110	No	45.32	No		LT&C		
	326	Casing Joints	7	29.00	P-110	No	45.29	No		LT&C		
	327	Casing Joints	7	29.00	P-110	No	44.69	No		LT&C		
	328	Casing Joints	7	29.00	P-110	No	45.33	No		LT&C		
	329	Casing Joints	7	29.00	P-110	No	45.32	No		LT&C		
	330	Casing Joints	7	29.00	P-110	No	45.32	No		LT&C		
	331	Casing Joints	7	29.00	P-110	No	45.31	No		LT&C		
	332	Casing Joints	7	29.00	P-110	No	45.33	No		LT&C		
	333	Casing Joints	7	29.00	P-110	No	44.55	No		LT&C		
325	334	Casing Joints	7	29.00	P-110	No	44.47	No		LT&C	306.2	13,315.75
325	335	Casing Joints	7	29.00	P-110	Yes	44.64	No		LT&C	306.1	13,315.92
326		Crossover	7 5/8	33.70	P-110	Yes	3.70	No		LT&C	302.4	13,319.62
327	336	Casing Joints	7 5/8	33.70	P-110	Yes	45.55	No		LT&C	256.8	13,365.17
328	337	Casing Joints	7 5/8	33.70	P-110	Yes	45.52	No		LT&C	211.3	13,410.69
329	338	Casing Joints	7 5/8	33.70	P-110	Yes	45.53	No		LT&C	165.8	13,456.22
330	339	Casing Joints	7 5/8	33.70	P-110	Yes	45.30	No		LT&C	120.5	13,501.52
331	340	Casing Joints	7 5/8	33.70	P-110	Yes	45.24	No		LT&C	75.2	13,546.76
332	341	Casing Joints	7 5/8	33.70	P-110	Yes	45.28	No		LT&C	30.0	13,592.04

CONCHO

Casing Tally

Well Name: ZIA AGI #2D **Production, Set Depth: 13,622.0ftKB**

Casing Run Tally

Run #	Ref #	Item Des	OD (in)	Wt (lb/ft)	Grade	Run?	Len (ft)	Centralized?	Ext Jwlry	Connections	Top (ftKB)	Cum Len (ft)
333	342	Casing Joints	7 5/8	33.70	P-110	Yes	45.32	No		LT&C	-15.4	13,637.36
	343	Casing Joints	7 5/8	33.70	P-110	No	44.98	No		LT&C		

Tubing Tally

HALLIBURTON
ENERGY SERVICES

COMPANY: DCP MIDSTREAM **LEASE:** ZIA AGI **WELL:** #2

Jts	Length	Out	Run Total	Jts	Length	Out	Run Total	Jts	Length	Out	Run Total	Jts	Length	Out	Run Total	Jts	Length	Out	Run Total
201	31.38	252	6403.62	221	31.38	232	7031.96	241	31.40	212	7660.50	261	31.38	192	8288.87	281	31.38	172	8916.63
202	31.50	251	6435.12	222	31.45	231	7063.41	242	31.40	211	7691.90	262	31.44	191	8320.31	282	31.40	171	8948.03
203	31.45	250	6466.57	223	31.40	230	7094.81	243	31.38	210	7723.28	263	31.38	190	8351.69	283	31.40	170	8979.43
204	31.38	249	6497.95	224	31.48	229	7126.29	244	31.38	209	7754.66	264	31.40	189	8383.09	284	31.43	169	9010.86
205	31.31	248	6529.26	225	31.42	228	7157.71	245	31.46	208	7786.12	265	31.46	188	8414.55	285	31.40	168	9042.26
206	31.40	247	6560.66	226	31.40	227	7189.11	246	31.48	207	7817.60	266	31.48	187	8446.03	286	31.50	167	9073.76
207	31.40	246	6592.06	227	31.40	226	7220.51	247	31.43	206	7849.03	267	30.55	186	8476.58	287	31.48	166	9105.24
208	31.40	245	6623.46	228	31.43	225	7251.94	248	31.45	205	7880.48	268	31.48	185	8508.06	288	31.38	165	9136.62
209	31.47	244	6654.93	229	31.43	224	7283.37	249	31.40	204	7911.88	269	31.40	184	8539.46	289	31.46	164	9168.08
210	31.48	243	6686.41	230	31.42	223	7314.79	250	31.48	203	7943.36	270	31.45	183	8570.91	290	31.42	163	9199.50
211	31.38	242	6717.79	231	31.45	222	7346.24	251	31.40	202	7974.76	271	31.48	182	8602.39	291	31.41	162	9230.91
212	31.32	241	6749.11	232	31.48	221	7377.72	252	31.48	201	8006.24	272	31.48	181	8633.87	292	31.42	161	9262.33
213	31.48	240	6780.59	233	31.40	220	7409.12	253	31.48	200	8037.72	273	31.40	180	8665.27	293	31.48	160	9293.81
214	31.48	239	6812.07	234	31.40	219	7440.52	254	31.40	199	8069.12	274	31.38	179	8696.65	294	31.43	159	9325.24
215	31.35	238	6843.42	235	31.42	218	7471.94	255	31.38	198	8100.50	275	31.38	178	8728.03	295	31.38	158	9356.62
216	31.43	237	6874.85	236	31.40	217	7503.34	256	31.40	197	8131.90	276	31.44	177	8759.47	296	31.41	157	9388.03
217	31.40	236	6906.25	237	31.42	216	7534.76	257	31.40	196	8163.30	277	31.48	176	8790.95	297	31.41	156	9419.44
218	31.48	235	6937.73	238	31.41	215	7566.17	258	31.38	195	8194.68	278	31.40	175	8822.35	298	31.45	155	9450.89
219	31.40	234	6969.13	239	31.45	214	7597.62	259	31.38	194	8226.06	279	31.50	174	8853.85	299	31.48	154	9482.37
220	31.45	233	7000.58	240	31.48	213	7629.10	260	31.43	193	8257.49	280	31.40	173	8885.25	300	31.46	153	9513.83
	628.34				628.52				628.39				627.76				628.58		

Total This Page **3141.59**

Prepaired by Scott Walton 1/20/2017

HALLIBURTON
ENERGY SERVICES

COMPANY: DCP MIDSTREAM **LEASE:** ZIA AGI **WELL:** #2

Jts	Length	Out	Run Total	Jts	Length	Out	Run Total	Jts	Length	Out	Run Total	Jts	Length	Out	Run Total	Jts	Length	Out	Run Total
301	31.50	152	9545.33	321	31.45	132	10172.90	341	31.49	112	10800.36	361	31.46	92	11428.91	381	31.45	72	12056.75
302	31.45	151	9576.78	322	31.48	131	10204.38	342	31.39	111	10831.75	362	31.45	91	11460.36	382	31.40	71	12088.15
303	30.22	150	9607.00	323	31.46	130	10235.84	343	31.44	110	10863.19	363	31.44	90	11491.80	383	31.35	70	12119.50
304	31.38	149	9638.38	324	31.40	129	10267.24	344	31.38	109	10894.57	364	31.45	89	11523.25	384	31.35	69	12150.85
305	31.40	148	9669.78	325	31.48	128	10298.72	345	31.41	108	10925.98	365	31.39	88	11554.64	385	31.45	68	12182.30
306	31.46	147	9701.24	326	30.88	127	10329.60	346	31.39	107	10957.37	366	31.50	87	11586.14	386	31.47	67	12213.77
307	31.48	146	9732.72	327	31.45	126	10361.05	347	31.40	106	10988.77	367	31.42	86	11617.56	387	31.48	66	12245.25
308	31.42	145	9764.14	328	31.38	125	10392.43	348	31.38	105	11020.15	368	31.29	85	11648.85	388	31.40	65	12276.65
309	31.50	144	9795.64	329	31.38	124	10423.81	349	31.49	104	11051.64	369	30.85	84	11679.70	389	31.50	64	12308.15
310	31.56	143	9827.20	330	31.40	123	10455.21	350	31.39	103	11083.03	370	31.38	83	11711.08	390	31.41	63	12339.56
311	31.45	142	9858.65	331	31.43	122	10486.64	351	31.41	102	11114.44	371	31.45	82	11742.53	391	31.48	62	12371.04
312	31.48	141	9890.13	332	31.45	121	10518.09	352	31.43	101	11145.87	372	31.43	81	11773.96	392	31.40	61	12402.44
313	31.38	140	9921.51	333	31.38	120	10549.47	353	31.46	100	11177.33	373	31.38	80	11805.34	393	31.45	60	12433.89
314	31.48	139	9952.99	334	30.75	119	10580.22	354	31.43	99	11208.76	374	31.40	79	11836.74	394	31.45	59	12465.34
315	31.40	138	9984.39	335	31.45	118	10611.67	355	31.46	98	11240.22	375	31.43	78	11868.17	395	31.40	58	12496.74
316	31.45	137	10015.84	336	31.48	117	10643.15	356	31.47	97	11271.69	376	31.43	77	11899.60	396	31.41	57	12528.15
317	31.33	136	10047.17	337	31.48	116	10674.63	357	31.45	96	11303.14	377	31.49	76	11931.09	397	31.48	56	12559.63
318	31.38	135	10078.55	338	31.35	115	10705.98	358	31.45	95	11334.59	378	31.42	75	11962.51	398	31.45	55	12591.08
319	31.50	134	10110.05	339	31.44	114	10737.42	359	31.40	94	11365.99	379	31.38	74	11993.89	399	30.41	54	12621.49
320	31.40	133	10141.45	340	31.45	113	10768.87	360	31.46	93	11397.45	380	31.41	73	12025.30	400	31.42	53	12652.91
	627.62				627.42				628.58				627.85				627.61		

Total This Page **3139.08**

Prepaired by Scott Walton 1/20/2017

HALLIBURTON ENERGY SERVICES

COMPANY: DCP MIDSTREAM **LEASE:** ZIA AGI **WELL:** #2

Jts	Length	Out	Run Total	Jts	Length	Out	Run Total	Jts	Length	Out	Run Total	Jts	Length	Out	Run Total	Jts	Length	Out	Run Total
401	31.46	52	12684.37	421	31.41	32	13312.94	441	31.38	12	13941.35	461		-8	14318.47	481		-28	14318.47
402	31.47	51	12715.84	422	31.33	31	13344.27	442	31.38	11	13972.73	462		-9	14318.47	482		-29	14318.47
403	31.40	50	12747.24	423	31.40	30	13375.67	443	31.48	10	14004.21	463		-10	14318.47	483		-30	14318.47
404	31.44	49	12778.68	424	31.42	29	13407.09	444	31.43	9	14035.64	464		-11	14318.47	484		-31	14318.47
405	31.38	48	12810.06	425	31.41	28	13438.50	445	31.50	8	14067.14	465		-12	14318.47	485		-32	14318.47
406	31.46	47	12841.52	426	31.42	27	13469.92	446	31.50	7	14098.64	466		-13	14318.47	486		-33	14318.47
407	31.42	46	12872.94	427	31.41	26	13501.33	447	31.40	6	14130.04	467		-14	14318.47	487		-34	14318.47
408	31.41	45	12904.35	428	31.50	25	13532.83	448	31.39	5	14161.43	468		-15	14318.47	488		-35	14318.47
409	31.41	44	12935.76	429	31.43	24	13564.26	449	31.48	4	14192.91	469		-16	14318.47	489		-36	14318.47
410	31.46	43	12967.22	430	31.40	23	13595.66	450	31.40	3	14224.31	470		-17	14318.47	490		-37	14318.47
411	31.47	42	12998.69	431	31.43	22	13627.09	451	31.38	2	14255.69	471		-18	14318.47	491		-38	14318.47
412	31.40	41	13030.09	432	31.40	21	13658.49	452	31.40	1	14287.09	472		-19	14318.47	492		-39	14318.47
413	31.45	40	13061.54	433	31.48	20	13689.97	453	31.38	0	14318.47	473		-20	14318.47	493		-40	14318.47
414	31.40	39	13092.94	434	31.45	19	13721.42	454		-1	14318.47	474		-21	14318.47	494		-41	14318.47
415	31.40	38	13124.34	435	31.40	18	13752.82	455		-2	14318.47	475		-22	14318.47	495		-42	14318.47
416	31.43	37	13155.77	436	31.42	17	13784.24	456		-3	14318.47	476		-23	14318.47	496		-43	14318.47
417	31.48	36	13187.25	437	31.42	16	13815.66	457		-4	14318.47	477		-24	14318.47	497		-44	14318.47
418	31.38	35	13218.63	438	31.41	15	13847.07	458		-5	14318.47	478		-25	14318.47	498		-45	14318.47
419	31.40	34	13250.03	439	31.47	14	13878.54	459		-6	14318.47	479		-26	14318.47	499		-46	14318.47
420	31.50	33	13281.53	440	31.43	13	13909.97	460		-7	14318.47	480		-27	14318.47	500		-47	14318.47
	628.62				628.44				408.50				0.00				0.00		

Total This Page 1665.56

Prepaired by Scott Walton 1/20/2017

HALLIBURTON
ENERGY SERVICES

COMPANY: DCP MIDSTREAM **LEASE:** ZIA AGI **WELL:** #2

Jts	Length	Out	Run Total	Jts	Length	Out	Run Total	Jts	Length	Out	Run Total	Jts	Length	Out	Run Total	Jts	Length	Out	Run Total
501		-48	14318.47	521		-68	14318.47	541		-88	14318.47	561		-108	14318.47	581		-128	14318.47
502		-49	14318.47	522		-69	14318.47	542		-89	14318.47	562		-109	14318.47	582		-129	14318.47
503		-50	14318.47	523		-70	14318.47	543		-90	14318.47	563		-110	14318.47	583		-130	14318.47
504		-51	14318.47	524		-71	14318.47	544		-91	14318.47	564		-111	14318.47	584		-131	14318.47
505		-52	14318.47	525		-72	14318.47	545		-92	14318.47	565		-112	14318.47	585		-132	14318.47
506		-53	14318.47	526		-73	14318.47	546		-93	14318.47	566		-113	14318.47	586		-133	14318.47
507		-54	14318.47	527		-74	14318.47	547		-94	14318.47	567		-114	14318.47	587		-134	14318.47
508		-55	14318.47	528		-75	14318.47	548		-95	14318.47	568		-115	14318.47	588		-135	14318.47
509		-56	14318.47	529		-76	14318.47	549		-96	14318.47	569		-116	14318.47	589		-136	14318.47
510		-57	14318.47	530		-77	14318.47	550		-97	14318.47	570		-117	14318.47	590		-137	14318.47
511		-58	14318.47	531		-78	14318.47	551		-98	14318.47	571		-118	14318.47	591		-138	14318.47
512		-59	14318.47	532		-79	14318.47	552		-99	14318.47	572		-119	14318.47	592		-139	14318.47
513		-60	14318.47	533		-80	14318.47	553		-100	14318.47	573		-120	14318.47	593		-140	14318.47
514		-61	14318.47	534		-81	14318.47	554		-101	14318.47	574		-121	14318.47	594		-141	14318.47
515		-62	14318.47	535		-82	14318.47	555		-102	14318.47	575		-122	14318.47	595		-142	14318.47
516		-63	14318.47	536		-83	14318.47	556		-103	14318.47	576		-123	14318.47	596		-143	14318.47
517		-64	14318.47	537		-84	14318.47	557		-104	14318.47	577		-124	14318.47	597		-144	14318.47
518		-65	14318.47	538		-85	14318.47	558		-105	14318.47	578		-125	14318.47	598		-145	14318.47
519		-66	14318.47	539		-86	14318.47	559		-106	14318.47	579		-126	14318.47	599		-146	14318.47
520		-67	14318.47	540		-87	14318.47	560		-107	14318.47	580		-127	14318.47	600		-147	14318.47
	0.00				0.00				0.00				0.00				0.00		

Total This Page 0.00

TOTAL Tubing	14265.85
With Tools	14318.47
Avg JT.	***31.49***
Avg Std.	***62.98***

Volumes				Bbls/Ft
3.5	9.3	Tubing		0.00870
0	0	Casing		0.00000
0	0	Open Hole		0.00000
0	X	3.5	Annulus	-0.01190
0	X	3.5	Open Hole	-0.01190

CAPACITY			
	TUBING		0.00
	ANNULUS		0.00
	TO PERFS		0.00

Prepaired by Scott Walton 1/20/2017

APPENDIX K

CEMENT PROGRAMS AND REPORTS

Surface Casing Cement Details

HALLIBURTON

Permian Basin, Odessa

Lab Results- Lead

Job Information

Request/Slurry	2330054/1	**Rig Name**		**Date**	JUL/17/2016
Submitted By	Nasraldin Alarbi	**Job Type**	Surface Casing	**Bulk Plant**	
Customer	COG	**Location**	Lea	**Well**	ZIA AGI 2

Well Information

Casing/Liner Size	20 "	**Depth MD**	800 ft	**BHST**	86°F
Hole Size	26"	**Depth TVD**	800 ft	**BHCT**	81°F

Drilling Fluid Information

Mud Supplier Name	**Mud Trade Name**	**Density**

Cement Information - Lead Design

Conc	UOM	Cement/Additive	Sample Type	Sample Date	Lot No.	Cement Properties		
		HalCem				Slurry Density	13.5	lbm/gal
100	% BWOC	Cemex Premium Plus C	Bulk Blend	05.07.16	silo 25	Slurry Yield	1.724	ft3/sack
9.152	Gal/sk	Fresh Water	Lab	30.08.13	Lab Tap	Water Requirement	9.152	Gal/sk
4	% BWOC	Bentonite Wyoming - PB	Bulk Blend	12.07.16	silo 23	Total Mix Fluid	81.255	L/100kg
						Water Source	Fresh Water	
						Water Chloride		

Pilot Test Results Request ID 2330054/1

Thickening Time - ON-OFF-ON, Historical Data

Test Temp (°F)	Pressure (psi)	Batch Mix (min)	Reached in (min)	70 Bc (hh:min)	Start Bc
85	1200	0	9	5:07	19

UCA Comp. Strength, Historical Data

End Temp (°F)	Pressure (psi)	50 psi (hh:mm)	500 psi (hh:mm)	8hr CS (psi)	12 hr CS (psi)	24 hr CS (psi)	48 hr CS (psi)	End CS (psi)	End Time (hrs)
80	4000	5:48	14:10	150	379	940	1310	1503	72

This report is the property of Halliburton Energy Services and neither it nor any part thereof, nor a copy thereof, is to be published or disclosed without first securing the expressed written approval of Halliburton. It may however be used in the course of regular business operations by any person or concern receiving such report from Halliburton. This report is for information purposes only and the content is limited to the sample described. Halliburton makes no warranties, expressed or implied, as to the accuracy of the contents or results. Any user of this report agrees Halliburton shall not be liable for any loss or damage regardless of cause, including any act or omission of Halliburton, resulting from the use hereof.

HALLIBURTON

Permian Basin, Odessa

Lab Results- Tail

Job Information

Request/Slurry	2340838/1	**Rig Name**	H&P 340	**Date**	SEP/22/2016
Submitted By	Nasraldin Alarbi	**Job Type**	Surface Casing	**Bulk Plant**	
Customer	COG	**Location**	Lea	**Well**	ZIA AGI 2

Well Information

Casing/Liner Size	20 "	**Depth MD**	800 ft	**BHST**	86°F
Hole Size	26"	**Depth TVD**	800 ft	**BHCT**	81°F

Cement Information - Primary Design

Conc	UOM	Cement/Additive	Sample Type	Sample Date	Lot No.
		HalCem			
100	% BWOC	Cemex Premium Plus C	Chemicals	14.09.16	Silo 25
6.611	Gal/sk	Fresh Water	Lab	30.08.13	Lab Tap
2	% BWOC	CaCl2 (Calcium Chloride) 94-97 % Salt	Bulk Blend	22.02.16	52116

Cement Properties

Slurry Density	14.8	lbm/gal
Slurry Yield	1.363	ft3/sack
Water Requirement	6.611	Gal/sk
Total Mix Fluid	58.694	L/100kg
Water Source	Fresh Water	
Water Chloride		

Pilot Test Results Request ID 2340838/1

UCA Comp. Strength

SEP/23/2016

End Temp (°F)	Pressure (psi)	50 psi (hh:mm)	100 psi (hh:mm)	500 psi (hh:mm)	1000 psi(hh:mm)	8hr CS (psi)	12 hr CS (psi)	24 CS (psi)
80	4000	02:07	02:33	05:44	12:11	711	992	1398

Thickening Time

SEP/22/2016

Temp (°F)	Pressure (psi)	Batch Mix (min)	Reached in (min)	Start BC	70 Bc (hh:mm)
85	50	0	5	13	2:35

This report is the property of Halliburton Energy Services and neither it nor any part thereof, nor a copy thereof, is to be published or disclosed without first securing the expressed written approval of Halliburton. It may however be used in the course of regular business operations by any person or concern receiving such report from Halliburton. This report is for information purposes only and the content is limited to the sample described. Halliburton makes no warranties, expressed or implied, as to the accuracy of the contents or results. Any user of this report agrees Halliburton shall not be liable for any loss or damage regardless of cause, including any act or omission of Halliburton, resulting from the use hereof.

HALLIBURTON

iCem® Service

DCP MIDSTREAM LP - EBUS

For:

Date: Friday, November 04, 2016

2

Case 1

Job Date: Friday, November 04, 2016

Sincerely,

HALLIBURTON

Cementing Job Summary

The Road to Excellence Starts with Safety

Sold To #: 301910	**Ship To #:** 3571531	**Quote #:** 0022235256	**Sales Order #:** 0903625660
Customer: DCP MIDSTREAM LP - EBUS -		**Customer Rep:** RONNE DUNNAVANT	
Well Name: ZIA AGI	**Well #:** 2		**API/UWI #:** 30-025-42207-00
Field: AGI	**City (SAP):** HOBBS	**County/Parish:** LEA	**State:** NEW MEXICO
Legal Description: 19-19S-32E-1900FSL-950FWL			
Contractor: SCANDRILL INC		**Rig/Platform Name/Num:** SCAN FREEDOM	
Job BOM: 7521			
Well Type: INJECTION			
Sales Person: HALAMERICA\HB79759		**Srvc Supervisor:** MACK MAGDALENO	

Job

Formation Name			
Formation Depth (MD)	**Top**	**Bottom**	
Form Type		**BHST**	
Job depth MD	800ft	**Job Depth TVD**	
Water Depth		**Wk Ht Above Floor**	4FT
Perforation Depth (MD)	**From**	**To**	

Well Data

Description	New / Used	Size in	ID in	Weight lbm/ft	Thread	Grade	Top MD ft	Bottom MD ft	Top TVD ft	Bottom TVD ft
Casing		20	19.124	106.5	BTC	J-55	0	800		
Open Hole Section			26				0	800		

Tools and Accessories

Type	Size in	Qty	Make	Depth ft		Type	Size in	Qty	Make
Guide Shoe	20			800		**Top Plug**	20		HES
Float Shoe	20					**Bottom Plug**	20		HES
Float Collar	20					**SSR plug set**	20		HES
Insert Float	20					**Plug Container**	20		HES
Stage Tool	20					**Centralizers**	20		HES

Fluid Data

Stage/Plug #: 1

Fluid #	Stage Type	Fluid Name	Qty	Qty UoM	Mixing Density lbm/gal	Yield ft3/sack	Mix Fluid Gal	Rate bbl/min	Total Mix Fluid Gal
1	Gel Spacer w/Red Dye	Gel Spacer w/Red Dye	20	bbl	8.4				
0.10 lbm/bbl		RHODAMINE RED LIQUID DYE # 2 (101201084)							
2.50 lbm/bbl		CHEM,FDP-S1050-12, BULK BAG (102175420)							

Fluid #	Stage Type	Fluid Name	Qty	Qty UoM	Mixing Density lbm/gal	Yield ft3/sack	Mix Fluid Gal	Rate bbl/min	Total Mix Fluid Gal

2	HalCem™ C	HALCEM (TM) SYSTEM	1175	sack	13.5	1.728		5	9.21
4 %		BENTONITE, BULK (100003682)							

Fluid #	Stage Type	Fluid Name	Qty	Qty UoM	Mixing Density lbm/gal	Yield ft3/sack	Mix Fluid Gal	Rate bbl/min	Total Mix Fluid Gal
3	HalCem™ C	HALCEM (TM) SYSTEM	250	sack	14.8	1.364		5	6.61
2 %		CALCIUM CHLORIDE, PELLET, 50 LB (101509387)							

Cement Left In Pipe	**Amount**	40 ft	**Reason**		Shoe Joint
Mix Water:	pH ##	**Mix Water Chloride:**	## ppm	**Mix Water Temperature:**	## °F °C
Cement Temperature:	## °F °C	**Plug Displaced by:**	## lb/gal kg/m3 XXXX	**Disp. Temperature:**	## °F °C
Plug Bumped?	Yes/No	**Bump Pressure:**	#### psi MPa	**Floats Held?**	Yes/No
Cement Returns:	## bbl m3	**Returns Density:**	## lb/gal kg/m3	**Returns Temperature:**	## °F °C
Comment					

HALLIBURTON

Summary Report

Crew:

Job Start Date: 11/3/2016

Sales Order #: 0903625660
WO #: 0903625660
PO #: NA
AFE #:

Customer:	DCP MIDSTREAM LP - EBUS -	Field:	AGI	Job Type:	CMT SURFACE CASING BOM
UWI / API Number:	30-025-42207-00	County/Parish:	LEA	Service Supervisor:	MACK MAGDALENO
Well Name:	ZIA AGI	State:	NEW MEXICO		
Well No:	2	Latitude:	32.643852		
		Longitude:	-103.810616	Cust Rep Name:	RONNE DUNNAVANT
		Sect / Twn / Rng:	19/19/32	Cust Rep Phone#:	

Remarks:

The Information Stated Herein Is Correct	Customer RepresentativeSignature	Date
	Customer RepresentativePrinted Name	

1.0 Real-Time Job Summary

1.1 Job Event Log

Type	Seq. No.	Activity	Graph Label	Date	Time	Source	DH Density (ppg)	Comb Pump Rate (bbl/min)	DS Pump Press (psi)	Comments
Event	1	Call Out	Call Out	11/3/2016	11:00:00	USER				CREW CALLED OUT FOR SURFACE CASING
Event	2	Depart Yard Safety Meeting	Depart Yard Safety Meeting	11/3/2016	13:15:00	USER				GO OVER ROUTE AND MAKE SURE CREW IS FIT FOR DUTY
Event	3	Depart from Service Center or Other Site	Depart from Service Center or Other Site	11/3/2016	13:30:00	USER				LEFT YARD IN CONVOY
Event	4	Arrive at Location from Service Center	Arrive at Location from Service Center	11/3/2016	14:30:00	USER				ARRIVED ON LOCATION SAFELY
Event	5	Assessment Of Location Safety Meeting	Assessment Of Location Safety Meeting	11/3/2016	14:45:00	USER				CHECK LOCATION FOR ANY POSSIBLE HAZARDS AND GO THROUGH ORIENTATION BEFORE SPOTTING EQUIPMENT
Event	6	Pre-Rig Up Safety Meeting	Pre-Rig Up Safety Meeting	11/3/2016	15:30:00	USER				GO OVER SAFETY AND POSSIBLE RISKS OF RIGGING UP
Event	7	Rig-Up Equipment	Rig-Up Equipment	11/3/2016	15:40:00	USER				RIG UP EQUIPMENT, IRON, WATER AND PRODUCT LINES
Event	8	Rig-Up Completed	Rig-Up Completed	11/3/2016	17:00:00	USER				RIG UP COMPLETED SAFELY
Event	9	Other	Other	11/3/2016	17:10:00	USER				UPON ARRIVING ON LOCATION AND AFTER COMPLETION OF RIG UP, RIG WAS WAITING ON TOOLS AND RUNNING CASING, RIG GOT ON BOTTOM @ 0415 HRS ON 11-4-2016

Event	10	Pre-Job Safety Meeting	Pre-Job Safety Meeting	11/4/2016	06:30:00	USER				GO OVER SAFETY AND JOB PROCEDURES
Event	11	Start Job	Start Job	11/4/2016	06:54:56	COM6				START SURFACE CASING
Event	12	Pump Spacer 1	Fresh Water	11/4/2016	06:55:15	COM6	8.33	2.50	40.00	FILL LINES WITH FRESH WATER
Event	13	Test Lines	Test Lines	11/4/2016	06:57:38	COM6			1535.00	TEST LINES @ 1535 PSI
Event	14	Pump Spacer 1	Fresh Water	11/4/2016	07:02:09	COM6	8.33	3.90	72.00	FRESH WATER SPACER AHEAD
Event	15	Pump Spacer 2	Gelled Water	11/4/2016	07:02:19	COM6	8.32	3.90	74.00	GELLED WATER SPACER WITH RED DYE
Event	16	Check Weight	Check Weight	11/4/2016	07:05:00	USER	13.50	3.90	73.00	CHECK WEIGHT OF LEAD CEMENT BEFORE GOING DOWNHOLE @ 13.5
Event	17	Pump Lead Cement	Pump Lead Cement	11/4/2016	07:08:26	COM6	13.50	6.00	245.00	1175 SACKS HALCEM-C 4% BENTONITE @ 13.5, YIELD 1.73, GAL/SK 9.21
Event	18	Pump Tail Cement	Pump Tail Cement	11/4/2016	08:07:32	COM6	14.89	4.70	148.00	250 SACKS HALCEM-C 2% CALCIUM CHLORIDE @ 14.8, YIELD 1.36, GAL/SK 6.61
Event	19	Shutdown	Shutdown	11/4/2016	08:25:16	COM6				TO DROP PLUG
Event	20	Drop Top Plug	Drop Top Plug	11/4/2016	08:27:08	COM6				PLUG DROPPED SUCCESSFULLY
Event	21	Pump Displacement	Pump Displacement	11/4/2016	08:27:34	COM6	8.31	7.70	168.00	FRESH WATER, CIRCULATED 150 BBLS, 487 SACKS CEMENT TO SURFACE
Event	22	Other	Slow Rate	11/4/2016	09:08:59	COM6	8.44	3.10	272.00	TO GET READY TO BUMP PLUG
Event	23	Bump Plug	Bump Plug	11/4/2016	09:13:03	COM6	8.40	0.00	873.00	PLUG BUMPED SUCCESSFULLY
Event	24	Other	Check Floats	11/4/2016	09:17:19	COM6				FLOATS DID NOT HOLD, AS PER CUSTOMER PUT 200 PSI ON WELL AND SHUT IN

							WELL
Event	25	End Job	End Job	11/4/2016	09:29:10	COM6	SURFACE CASING COMPLETED
Event	26	Pre-Rig Down Safety Meeting	Pre-Rig Down Safety Meeting	11/4/2016	09:45:00	USER	GO OVER SAFETY AND POSSIBLE RISKS OF RIGGING DOWN
Event	27	Rig-Down Equipment	Rig-Down Equipment	11/4/2016	10:00:00	USER	RIG DOWN EQUIPMENT, IRON, WATER AND PRODUCT LINES
Event	28	Rig-Down Completed	Rig-Down Completed	11/4/2016	11:30:00	USER	RIG DOWN COMPLETED SAFELY
Event	29	Other	Other	11/4/2016	11:40:00	USER	HEAD TO BE LEFT ON FOR 12 HOURS AS PER COMPANY MAN
Event	30	Depart Location Safety Meeting	Depart Location Safety Meeting	11/4/2016	11:50:00	USER	GO OVER ROUTE AND MAKE SURE CREW IS FIT TO DRIVE
Event	31	Depart Location for Service Center or Other Site	Depart Location for Service Center or Other Site	11/4/2016	12:00:00	USER	THANK YOU MACK MAGDALENO AND CREW

DCP MIDSTREAM ZIA AGI #2 (SURFACE)

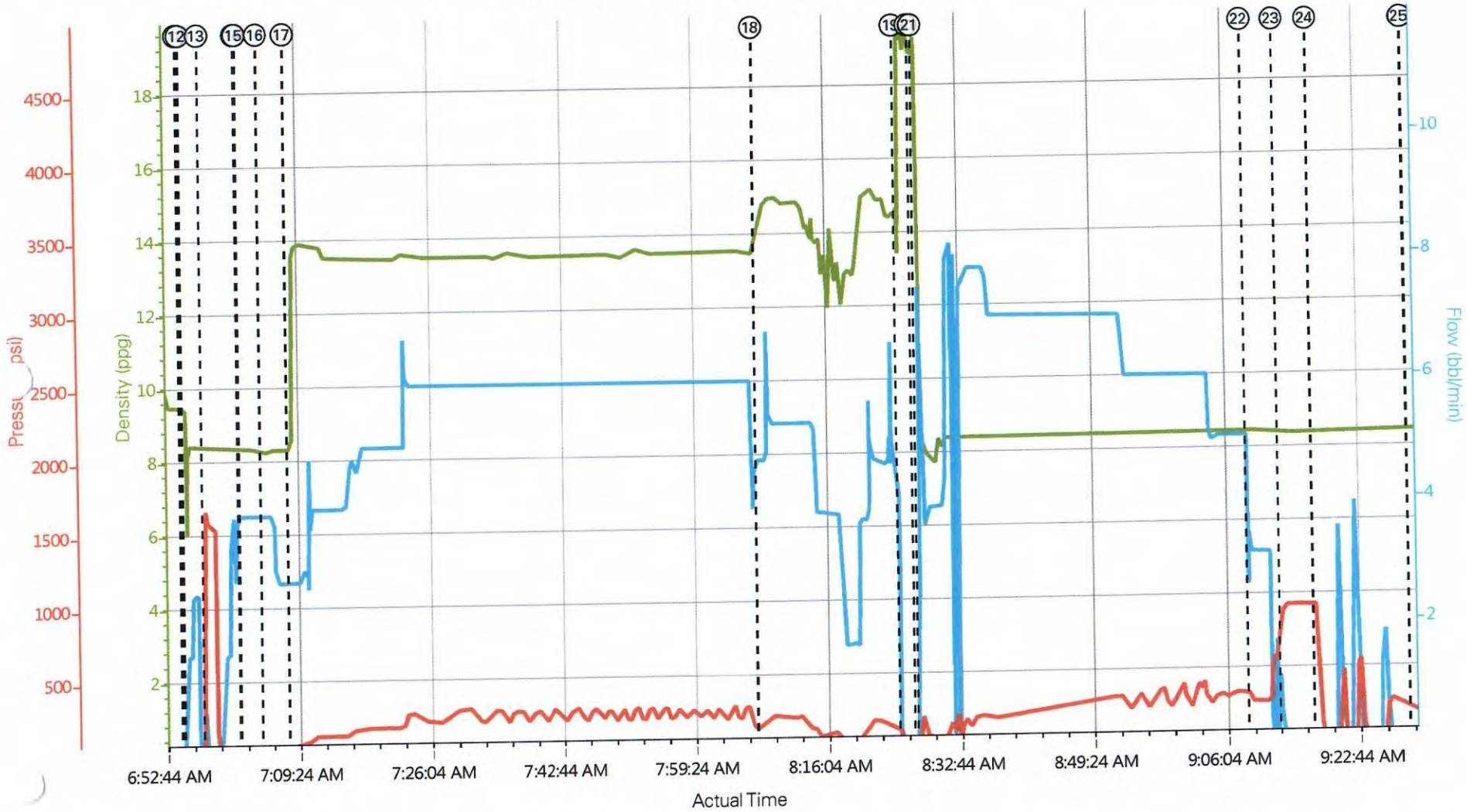

tion Safety Meeting n/a;n/a;n/a
eeting n/a;n/a;n/a
'a;n/a;n/a
'a;n/a;n/a

⑨ Other n/a;n/a;n/a
⑩ Pre-Job Safety Meeting 8.38;0;0
⑪ Start Job 9.48;0;-4
⑫ Fresh Water 8.02;1.6;-2

⑬ Test Lines 8.38;0;1657
⑭ Fresh Water 8.33;3.9;57
⑮ Gelled Water 8.32;3.9;56
⑯ Check Weight 8.24;3.9;43

⑰ Pump Lead Cement 8.3;2.8;23
⑱ Pump Tail Cement 13.99;4.7;148
⑲ Shutdown 16.07;0;30
20 Drop Top Plug 18.71;0;-9

21 Pump Displacement 15.31;1.7;1
22 Slow Rate 8.44;3.1;272
23 Bump Plug 8.4;0;873
24 Check Floats 8.38;0;927

25 End Job 8.43;0;2(
26 Pre-Rig Down Sa
27 Rig-Down Equipı
28 Rig-Down Comp

HALLIBURTON | iCem® Service

Created: 2016-11-04 04:54:12, Version: 4.2.393 Edit

Customer : DCP MIDSTREAM LP - EBUS
Representative : MACK MAGDALENO

Job Date : 11/4/2016 5:51:45 AM
Sales Order # : 903625660

Well : 2

HALLIBURTON

Field Ticket

Original

Field Ticket Number:	0903625660	Field Ticket Date: Thursday, November 03, 2016	Planning Order #: NA

Bill To:
DCP MIDSTREAM LP - EBUS,
DONOTMAIL - PO BOX 982265,
EL PASO, TX, 79998

Ship To:
ZIA AGI 2,LEA,
HOBBS, NM, 88240

Job Name:	Surface Casing
Order Type:	ZOH
Well Name:	ZIA AGI 2
Company Code:	1100
Customer PO No.:	NA
AFE:	
Shipping Point:	Artesia South Shipping Point
Sales Office:	PERMIAN BASIN BD
Well Type:	INJECTION
Well Category:	Development
Rig Name/#:	SCAN FREEDOM

Material	Description	QTY	UOM	Unit Amount	Gross Amount	Discount	Net Amount
7521	**CMT SURFACE CASING BOM**	**1**	**JOB**		**0.00**		**0.00**
1	ZI-MILEAGE FROM NEAREST HES BASE,/UNIT *Number of Units*	100 2	MI	9.79 USD / 1.00 MI	1,958.00	$ 1,605.56	352.44
2	MILEAGE FOR CEMENTING CREW *Number of Units*	100 1	MI	5.76 USD / 1.00 MI	576.00	$ 472.32	103.68
86955	ZI FUEL SURCHG-HEAVY TRKS >1 1/2 TON *Number of Units*	100 2	MI	0.68 USD / 1.00 MI	136.00	$ 111.52	24.48
86954	ZI FUEL SURCHG-CARS/PICKUPS<1 1/2TON *Number of Units*	100 1	MI	0.23 USD / 1.00 MI	23.00	$ 18.86	4.14
87605	FUEL SURCHG-CMT & CMT ADDITIVES *NUMBER OF TONS*	50 69.419	MI	0.23 USD / 1.00 TNM	798.32	$ 654.62	143.70
372867	Cmt PSL - DOT Vehicle Charge, CMT	5	EA	241.00 USD / 1.00 EA	1,205.00	$ 988.10	216.90
7	ENVIRONMENTAL CHARGE,/JOB,ZI	1	JOB	134.00 USD / 1.00 JOB	134.00	$ 109.88	24.12
16091	ZI - PUMPING CHARGE *FEET/METERS (FT/M)* *DEPTH*	1 FT 800	EA	5,290.00 USD / 1.00 EA	5,290.00	$ 4,337.80	952.20
141	RCM II W/ADC,/JOB,ZI *NUMBER OF UNITS* *NUMBER OF JOBS* *ENTER FEET\METER\JOB\DAY*	1 1 1 JOB	JOB	1,990.00 USD / 1.00 JOB	1,990.00	$ 1,631.80	358.20
16115	FIELD STORAGE BIN ON SITE >8 HRS,DAY,ZI *DAYS OR PARTIAL DAY(WHOLE NO.)*	1 1	EA	1,344.00 USD / 1.00 EA	1,344.00	$ 1,102.08	241.92
74038	ZI PLUG CONTAINER RENTAL-1ST DAY *DAYS OR FRACTION (MIN1)* *HR/DAY/WEEK/MTH/YEAR/JOB/RUN*	1 1 DAY	EA	1,322.00 USD / 1.00 EA	1,322.00	$ 1,084.04	237.96
100003153	PLUG,CMTG,TOP,18-5/8 & 20 IN,PLSTC,16.79	1	EA	2,896.00 USD / 1.00 EA	2,896.00	$ 724.00	2,172.00
102175420	CHEM,FDP-S1050-12, BULK BAG *CHEM,FDP-S1050-12, BULK BAG*	50	LB	65.29 USD / 1.00 LB	3,264.50	$ 2,676.89	587.61
101201084	CHEM,RHODAMINE RED LIQ DYE (2) *Rhodamine Red Dye No. 2*	2	LB	160.00 USD / 1.00 LB	320.00	$ 262.40	57.60
452986	CMT, HalCem (TM) system	1,175	SK		68,180.45	$ 55,907.97	12,272.48
452986	CMT, HalCem (TM) system	250	SK		15,733.00	$ 12,901.06	2,831.94
100008028	CHEM, SUGAR,GRANULATED, 50LB BAG	200	LB	6.96 USD / 1.00 LB	1,392.00	$ 1,141.44	250.56
76400	MILEAGE,CMT MTLS DEL/RET MIN *NUMBER OF TONS*	50 69.419	MI	3.35 USD / 1.00 MI	11,627.68	$ 9,534.70	2,092.98
3965	HANDLE&DUMP SVC CHRG, CMT&ADDITIVES,ZI *NUMBER OF EACH* *Unit of Measurement*	1,506 1 EA	CF	5.49 USD / 1.00 CF	8,267.94	$ 6,779.71	1,488.23
3997	BULK TANK CLEANING, EA/JOB, ZI *NUMBER OF JOBS* *ENTER FEET\METER\JOB\DAY* *NUMBER OF UNITS*	1 1 JOB 1	JOB	3,090.00 USD / 1.00 JOB	3,090.00	$ 2,975.00	115.00
356745	3rd Party Rental Pass Through, CMT	1	EA	1,934.13 USD / 1.00 EA	1,934.13		1,934.13
			Totals	*USD*	**$ 131,482.02**	**$ 105,019.75**	**$ 26,462.27**

HALLIBURTON

Original

Field Ticket Signature

Field Ticket Number: 0903625660	*Field Ticket Date: Thursday, November 03, 2016*	*Planning Order #: NA*

Bill To:
DCP MIDSTREAM LP - EBUS,
DONOTMAIL - PO BOX 982265,
EL PASO, TX, 79998

Ship To:
ZIA AGI 2,LEA,
HOBBS, NM, 88240

Job Name:	Surface Casing
Order Type:	ZOH
Well Name:	ZIA AGI 2
Company Code:	1100
Customer PO No.:	NA
AFE :	
Shipping Point:	Artesia South Shipping Point
Sales Office:	PERMIAN BASIN BD
Well Type:	INJECTION
Well Category:	Development
Rig Name/#:	SCAN FREEDOM

THIS OUTPUT DOES NOT INCLUDE TAXES. APPLICABLE SALES TAX WILL BE BILLED ON THE FINAL INVOICE. CUSTOMER HEREBY ACKNOWLEDGES RECEIPT OF THE MATERIALS AND SERVICES DESCRIBED ABOVE, ON ANY PRECEDING PAGES, AND ATTACHED DOCUMENTS.

Gross Amount Total:	$ 131,482.02
Item Discount Total:	$ 105,019.75
Net Amount Total:	$ 26,462.27 USD

Customer Representative Signature:

Date:

RONNE DUNNAVANT
Customer Representative

MACK MAGDALENO
Halliburton Representative

Was our HSE performance satisfactory? (Health, Safety, Environment)
☐ Yes ☐ No

Were you satisfied with our equipment?
☐ Yes ☐ No

Were you satisfied with our people?
☐ Yes ☐ No

Comments:

First Intermediate Casing Cement Details

HALLIBURTON

Permian Basin, Odessa

Lab Results- Lead

Job Information

Request/Slurry	2330054/1	**Rig Name**	Sandrill Freedom	**Date**	25/OCT/2016
Submitted By	Dillon Briers	**Job Type**	1st Intermediate Casing	**Bulk Plant**	
Customer	DCP Midstream	**Location**	Lea	**Well**	Zia AGI 2

Well Information

Casing/Liner Size	13.375 in	**Depth MD**	2600 ft	**BHST**	100°F
Hole Size	17.5 in	**Depth TVD**	2600 ft	**BHCT**	88°F

Cement Information - Lead Design

Conc	UOM	Cement/Additive
100	% BWOC	Cemex Premium Plus C
9.15	gal/sack	Fresh Water
4	% BWOC	Bentonite Wyoming - PB

Cement Properties

Slurry Density	13.5	lbm/gal
Slurry Yield	1.72	ft3/sack
Water Requirement	9.15	gal/sack

Pilot Test Results Request ID 2330054/1

Thickening Time - ON-OFF-ON

Test Temp (°F)	Pressure (psi)	Batch Mix (min)	Reached in (min)	70 Bc (hh:min)	Start Bc
85	1200	0	9	5:07	19

API Rheology

Temp (°F)	300	200	100	60	30	6	3	PV/YP
80	62	60	59	58	56	30	26	27.8 / 43.36

Free Fluid API 10B-2

Con. Temp (F)	Cond. Time (min)	Static T. (F)	Static time (min)	Incl. (deg)	% Fluid
85	30	80	120	0	0.7

UCA Comp. Strength

End Temp (°F)	Pressure (psi)	50 psi (hh:mm)	500 psi (hh:mm)	8hr CS (psi)	12 hr CS (psi)	24 hr CS (psi)	48 hr CS (psi)	End CS (psi)	End Time (hrs)
80	4000	5:48	14:10	150	379	940	1310	1503	72

API Rheology

Temp (°F)	300	200	100	60	30	6	3	PV/YP
86	81	78	71	68	63	29	25	47.34 / 46.15

This report is the property of Halliburton Energy Services and neither it nor any part thereof, nor a copy thereof, is to be published or disclosed without first securing the expressed written approval of Halliburton. It may however be used in the course of regular business operations by any person or concern receiving such report from Halliburton. This report is for information purposes only and the content is limited to the sample described. Halliburton makes no warranties, expressed or implied, as to the accuracy of the contents or results. Any user of this report agrees Halliburton shall not be liable for any loss or damage regardless of cause, including any act or omission of Halliburton, resulting from the use hereof.

HALLIBURTON

Permian Basin, Odessa

Lab Results- Tail

Job Information

Request/Slurry	2346007/1	**Rig Name**	Sandrill Freedom	**Date**	25/OCT/2016
Submitted By	Dillon Briers	**Job Type**	1st Intermediate Casing	**Bulk Plant**	
Customer	DCP Midstream	**Location**	Lea	**Well**	Zia AGI 2

Well Information

Casing/Liner Size	13.375 in	**Depth MD**	2600 ft	**BHST**	100°F
Hole Size	17.5 in	**Depth TVD**	2600 ft	**BHCT**	88°F

Cement Information - Tail Design

Conc	UOM	Cement/Additive
100	% BWOC	Cemex Premium Plus C
6.42	gal/sack	Fresh Water

Cement Properties

Slurry Density	14.8	lbm/gal
Slurry Yield	1.33	ft3/sack
Water Requirement	6.42	gal/sack

Pilot Test Results Request ID 2346007/1

Thickening Time

Temp (°F)	Pressure (psi)	Reached in (min)	Start BC	70 Bc (hh:mm)
85	1100	17	12	3:33

Free Fluid API 10B-2

Con. Temp (F)	Heat Time (min)	Cond. Time (min)	Static time (min)	Incl. (deg)	% Fluid
85	30	30	120	0	0.8

API Rheology

Temp (°F)	300	200	100	60	30	6	3	Cond Time (min)	Conditioning Temp (°F)	PV/YP
85	68	61	51	44	38	21	14	30	85	48.15 / 27.91

UCA Comp. Strength – 2322639/1

End Temp (°F)	Pressure (psi)	50 psi (hh:mm)	500 psi (hh:mm)	8hr CS (psi)	12 hr CS (psi)	24 hr CS (psi)	48 hr CS (psi)	End CS (psi)	End Time (hrs)
80	4000	4:56	11:31	232	533	1090	1650	1912	72.38

This report is the property of Halliburton Energy Services and neither it nor any part thereof, nor a copy thereof, is to be published or disclosed without first securing the expressed written approval of Halliburton. It may however be used in the course of regular business operations by any person or concern receiving such report from Halliburton. This report is for information purposes only and the content is limited to the sample described. Halliburton makes no warranties, expressed or implied, as to the accuracy of the contents or results. Any user of this report agrees Halliburton shall not be liable for any loss or damage regardless of cause, including any act or omission of Halliburton, resulting from the use hereof.

BLM

HALLIBURTON

DCP MIDSTREAM LP

ZIA AGI, #2

HOBBS, NM

INTERMEDIATE CASING

JOB SITE DOCUMENTS

HALLIBURTON

iCem® Service

Customer:

DCP MIDSTREAM LP

Date:

11/9/2016

Job Type:

INTERMEDIATE CASING

Supervisor :

Jay Guerra

Warning Disclaimer

Although the information contained in this report is based on sound engineering practices, the copyright owner(s) does (do) not accept any responsibility whatsoever, in negligence or otherwise, for any loss or damage arising from the possession or use of the report whether in terms of correctness or otherwise. The application, therefore, by the user of this report or any part thereof, is solely at the user's own risk.

Limitations of Liability

Except as expressly set forth herein, there are no representations or warranties by Halliburton, express or implied, including implied warranties of merchantability and/or fitness for a particular purpose. In no event will Halliburton or its suppliers be liable for consequential, incidental, special, punitive or exemplary damages (including, without limitation, loss of data, profits, use of hardware, or software). Customer accepts full responsibility for any investment made based on results from the Software. Any interpretations, analyses or modeling of any data, including, but not limited to Customer data, and any recommendation or decisions based upon such interpretations, analyses or modeling are opinions based upon inferences from measurements and empirical relationships and assumptions, which inferences and assumptions are not infallible, and with respect to which professional may differ. Accordingly, Halliburton cannot and does not warrant the accuracy, correctness or completeness of any such interpretation, recommendation, modeling or other products of the Software Product. As such, any interpretation, recommendation or modeling resulting from the Software for the purpose of any drilling, well treatment, production or financial decision will be at the sole risk of Customer. Under no circumstances will Halliburton or its suppliers be liable for any damages.

Date is Incorrect,
Should be 11/9/2016

Type	Seq. No.	Graph Label	Date	Time	DH Density (PPG)	Pump Rate (BBL/MIN)	Pump Pressure (PSI)	Comments
Event		Call Out (Previous Location)	11/8/2016	1:36				JOB TIME @ 08:00 CST
Event		Pre-Convoy Safety Meeting	11/8/2016	3:40				
Event		Crew Leave (Previous Location)	11/8/2016	4:00				
Event		Arrive At Loc	11/8/2016	6:21				RUNNING CASING
Event		Assessment Of Location Safety Meeting	11/8/2016	6:40				
Event		Pre-Rig Up Safety Meeting	11/8/2016	11:50				
Event		Rig-Up Equipment	11/8/2016	12:10				
Event		Rig-Up Completed	11/8/2016	13:40				
Event		Pre-Job Saftey Meeting	11/8/2016	15:00				
Event	1	Start Job	11/8/2016	15:40				
Event	2	Test Lines	11/8/2016	15:57				TEST LINES TO 3000 PSI
Event	3	Pump Spacer 1	11/8/2016	16:01	8.34	4	64	PUMPED 20 BBLS OF GEL WITH RED DYE
Event	4	Pumped Lead Cement	11/8/2016	16:09	13.56	6.5	384	PUMPED 1700 SKS OF HALCEM WITH 4% BENTONITE, .4% HR-800 @ 13.5 PPG
Event	5	Pumped Lead Cement	11/8/2016	17:50	14.85	4	220	PUMPED 250 SKS OF HALCEM @ 14.8 PPG
Event	6	Shutdown	11/8/2016	18:10				
Event	7	Drop Plug	11/8/2016	18:14				DROPED 13 3/8 PLUG (HALLIBURTON)
Event	8	Pump Displacment	11/8/2016	18:17	8.34	6	180	PUMPED 382 BBLS OF FRESH WATER FOR DISPLACEMENT
Event	9	Land Plug	11/8/2016	19:28			1317	LANDED @ 870 PSI PRESSURED UP TO 1317 PSI

Event	10	Check Floats	11/8/2016	19:33	CHECKED FLOATS HELD GOT BACK 2 BBL TO THE PUMP
Event	11	End Job	11/8/2016	19:45	CIRCULATED 130 BBLS / 428 SKS TO SURFACE
Event		Post-Job Safety Meeting (Pre Rig-Down)	11/8/2016	20:00	
Event		Rig-Down Equipment	11/8/2016	20:15	
Event		Rig-Down Completed	11/8/2016	21:30	
Event		Pre-Convoy Safety Meeting	11/8/2016	22:00	
Event		Crew Leave Location	11/8/2016	22:30	

HALLIBURTON

Cementing Job Summary

The Road to Excellence Starts with Safety

Sold To #: 301910	**Ship To #:** 3571531	**Quote #:** 0022236178	**Sales Order #:** 0903628084
Customer: DCP MIDSTREAM LP - EBUS -		**Customer Rep:** TODD HINTON	
Well Name: ZIA AGI	**Well #:** 2		**API/UWI #:** 30-025-42207-00
Field: AGI	**City (SAP):** HOBBS	**County/Parish:** LEA	**State:** NEW MEXICO
Legal Description: 19-19S-32E-1900FSL-950FWL			
Contractor: SCANDRILL INC		**Rig/Platform Name/Num:** SCAN FREEDOM	
Job BOM: 7522			
Well Type: INJECTION			
Sales Person: HALAMERICA\HB79759		**Srvc Supervisor:** Jay Guerra	

Job

Formation Name			
Formation Depth (MD)	**Top**	**Bottom**	
Form Type		**BHST**	
Job depth MD	2600ft	**Job Depth TVD**	
Water Depth		**Wk Ht Above Floor**	
Perforation Depth (MD)	***From***	***To***	

Well Data

Description	New / Used	Size in	ID in	Weight lbm/ft	Thread	Grade	Top MD ft	Bottom MD ft	Top TVD ft	Bottom TVD ft
Casing		20	19.124	94	BTC	J-55	0	800		
Casing		13.375	12.515	61	BTC	J-55	0	2600		
Open Hole Section			17.5				800	2600		

Tools and Accessories

Type	Size in	Qty	Make	Depth ft		Type	Size in	Qty	Make
Guide Shoe	13.375			2600		**Top Plug**	13.375		HES
Float Shoe	13.375					**Bottom Plug**	13.375		HES
Float Collar	13.375					**SSR plug set**	13.375		HES
Insert Float	13.375					***Plug Container***	13.375		HES
Stage Tool	13.375					**Centralizers**	13.375		HES

Fluid Data

Stage/Plug #: 1

Fluid #	Stage Type	Fluid Name	Qty	Qty UoM	Mixing Density lbm/gal	Yield ft3/sack	Mix Fluid Gal	Rate bbl/min	Total Mix Fluid Gal
1	Gel Spacer	Gel Spacer	20	bbl	8.4				
0.10 lbm/bbl		RHODAMINE RED LIQUID DYE # 2 (101201084)							
2.50 lbm/bbl		CHEM,FDP-S1050-12, BULK BAG (102175420)							

Fluid #	Stage Type	Fluid Name	Qty	Qty UoM	Mixing Density lbm/gal	Yield ft3/sack	Mix Fluid Gal	Rate bbl/min	Total Mix Fluid Gal

2	HalCem™ C	HALCEM (TM) SYSTEM	1700	sack	13.5	1.732		5	9.22
4 %		BENTONITE, BULK (100003682)							
0.40 %		HR-800, 50 LB SACK (101619742)							

Fluid #	Stage Type	Fluid Name	Qty	Qty UoM	Mixing Density lbm/gal	Yield ft3/sack	Mix Fluid Gal	Rate bbl/min	Total Mix Fluid Gal
3	HalCem™ C	HALCEM (TM) SYSTEM	250	sack	14.8	1.332		5	6.42

Cement Left In Pipe	**Amount**	40 ft	**Reason**		Shoe Joint
Mix Water:	pH ##	**Mix Water Chloride:**	## ppm	**Mix Water Temperature:**	## °F °C
Cement Temperature:	## °F °C	**Plug Displaced by:**	## lb/gal kg/m3 XXXX	**Disp. Temperature:**	## °F °C
Plug Bumped?	Yes/No	**Bump Pressure:**	#### psi MPa	**Floats Held?**	Yes/No
Cement Returns:	## bbl m3	**Returns Density:**	## lb/gal kg/m3	**Returns Temperature:**	## °F °C
Comment					

Second Intermediate Casing Cement Details

HALLIBURTON

Permian Basin, Odessa

Lab Results- 1st stage Lead

Job Information

Request/Slurry	2337608 /1	**Rig Name**	Patriot 2	**Date**	Aug/31/2016
Submitted By	Nasraldin Alarbi	**Job Type**	Intermediate Casing	**Bulk Plant**	
Customer	Cog Operating LLC	**Location**	Lea	**Well**	Zia AGI 2D

Well Information

Casing/Liner Size	8 5/8	**Depth MD**	4700 ft	**BHST**	115°F
Hole Size	10 5/8	**Depth TVD**	4700 ft	**BHCT**	93 °F
Pressure	2700 psi				

Cement Information - Lead Design

Conc	UOM	Cement/Additive	Sample Type	Sample Date	Lot No.	Cement Properties		
		EconoCem				Slurry Density	12.7	lbm/gal
104.24	L/100kg	Fresh Water	Lab	30.08.13		Slurry Yield	2.005	ft3/sack
		EconoCem HLC		15.06.16		Water Requirement	10.867	Gal/sk
100	% BWOC	Cement Blend				Total Mix Fluid	10.867	Gal/sk
5	% BWOW	NaCl (Sodium Chloride) Salt	Bulk Blend	13.05.16				
3	lb/sk	Kol-Seal	Lab	01.07.15	lot -01/15	Water Source	Fresh Water	
0.3	% BWOC	HR-800	Bulk Blend	02.06.16	DR036800989	Water Chloride		

Pilot Test Results Request ID 2337608 /1

Thickening Time - ON-OFF-ON, Historical Data — Sep/01/2016

Test Temp (°F)	Pressure (psi)	Reached in (min)	70 Bc (hh:min)
92	3000	15	5:57

UCA Comp. Strength, Historical Data referenced from ID#2283640

End Temp (°F)	Pressure (psi)	50 psi (hh:mm)	500 psi (hh:mm)	8hr CS (psi)	12 hr CS (psi)	24 hr CS (psi)	48 hr CS (psi)
114	3000	5:13	17:34	190	359	630	943

This report is the property of Halliburton Energy Services and neither it nor any part thereof, nor a copy thereof, is to be published or disclosed without first securing the expressed written approval of Halliburton. It may however be used in the course of regular business operations by any person or concern receiving such report from Halliburton. This report is for information purposes only and the content is limited to the sample described. Halliburton makes no warranties, expressed or implied, as to the accuracy of the contents or results. Any user of this report agrees Halliburton shall not be liable for any loss or damage regardless of cause, including any act or omission of Halliburton, resulting from the use hereof.

1ST (TYPO)

HALLIBURTON

Permian Basin, Odessa

Lab Results- 2nd stage Tail

Job Information

Request/Slurry	2347986/1	Rig Name		Date	NOV/01/2016
Submitted By	Nasraldin Alarbi	Job Type	Intermediate Casing	Bulk Plant	
Customer	COG	Location	Upton	Well	Zia AGI 2D

Well Information

Casing/Liner Size	7 in / 177.8 mm	Depth MD	4700 ft	BHST	115°F
Hole Size	8.75 in / 222.25 mm	Depth TVD	4700 ft	BHCT	93 °F
Pressure	207 bar / 3000 psi				

Cement Information - Tail Design

Conc	UOM	Cement/Additive	Sample Type	Sample Date	Lot No.
		HalCem			
100	% BWOC	Cemex Premium Plus C	Bulk Blend	31.10.16	silo 25
6.419	Gal/sk	Field (Fresh) Water	Lab	30.08.13	Lab Tap
0.1	% BWOC	HR-800	Bulk Blend	07.09.16	DR076801935

Cement Properties

Slurry Density	14.8	lbm/gal
Slurry Yield	1.333	ft3/sack
Water Requirement	6.419	Gal/sk
Water Source	Field (Fresh) Water	
Water Chloride		

Pilot Test Results Request ID 2347986/1

Thickening Time - ON-OFF-ON, NOV/03/2016

Test Temp (°F)	Pressure (psi)	Batch Mix (min)	Reached in (min)	70 Bc (hh:min)
95	2572	0	38	3:06

UCA Comp. Strength, Historical Data referenced from ID# 2311781/3

End Temp (°F)	Pressure (psi)	50 psi (hh:mm)	500 psi (hh:mm)	8hr CS (psi)	12 hr CS (psi)	24 hr CS (psi)	End CS (psi)	End Time (hrs)
108	4000	3:49	6:55	658	1063	1542	1849	46.01

This report is the property of Halliburton Energy Services and neither it nor any part thereof, nor a copy thereof, is to be published or disclosed without first securing the expressed written approval of Halliburton. It may however be used in the course of regular business operations by any person or concern receiving such report from Halliburton. This report is for information purposes only and the content is limited to the sample described. Halliburton makes no warranties, expressed or implied, as to the accuracy of the contents or results. Any user of this report agrees Halliburton shall not be liable for any loss or damage regardless of cause, including any act or omission of Halliburton, resulting from the use hereof.

HALLIBURTON

Permian Basin, Odessa

Lab Results- 2nd stage Lead

Job Information

Request/Slurry	2330054/1	**Rig Name**	Patriot 2	**Date**	Jun/07/2016
Submitted By	Nasraldin Alarbi	**Job Type**	Intermediate Casing	**Bulk Plant**	
Customer	Cog Operating LLC	**Location**	Lea	**Well**	Zia AGI 2D

Well Information

Casing/Liner Size		**Depth MD**	2660 ft	**BHST**	95°F
Hole Size		**Depth TVD**	2660 ft	**BHCT**	88 °F
Pressure	2400 psi				

Cement Information - Lead Design

Conc	UOM	Cement/Additive	Sample Type	Sample Date	Lot No.
		HalCem			
100	% BWOC	Cemex Premium Plus C	Bulk Blend	01.06.16	
9.155	Gal/sk	Fresh Water	Lab	30.08.13	
4	% BWOC	Bentonite Wyoming - PB	Bulk Blend	01.06.16	

Cement Properties

Slurry Density	13.503	lbm/gal
Slurry Yield	1.726	ft3/sack
Water Requirement	9.155	Gal/sk

Water Source	Fresh Water
Water Chloride	

Pilot Test Results Request ID 2330054/1

Thickening Time — **Jul/22/2016**

Temp (°F)	Pressure (psi)	Reached in (min)	Start BC	70 Bc (hh:mm)
92	2600	17	21	5:07

UCA Comp. Strength — **Jul/20/2016**

End Temp (°F)	Pressure (psi)	50 psi (hh:mm)	500 psi (hh:mm)	8hr CS (psi)	12 hr CS (psi)	24 hr CS (psi)	48 hr CS (psi)
80	4000	5:48	14:10	150	379	940	1310

This report is the property of Halliburton Energy Services and neither it nor any part thereof, nor a copy thereof, is to be published or disclosed without first securing the expressed written approval of Halliburton. It may however be used in the course of regular business operations by any person or concern receiving such report from Halliburton. This report is for information purposes only and the content is limited to the sample described. Halliburton makes no warranties, expressed or implied, as to the accuracy of the contents or results. Any user of this report agrees Halliburton shall not be liable for any loss or damage regardless of cause, including any act or omission of Halliburton, resulting from the use hereof.

HALLIBURTON

Permian Basin, Artesia

Lab Results- 2nd stage Tail

Job Information

Request/Slurry	2328853 /1	**Rig Name**	Patriot 2	**Date**	Jul/13/2016
Submitted By	Nasraldin Alarbi	**Job Type**	Intermediate Casing	**Bulk Plant**	
Customer	Cog Operating LLC	**Location**	Lea	**Well**	Zia AGI 2D

Well Information

Casing/Liner Size		**Depth MD**	2660 ft	BHST	95°F
Hole Size		**Depth TVD**	2660 ft	BHCT	88 °F
Pressure	2500 psi				

Cement Information - Tail Design

Conc	UOM	Cement/Additive	Sample Type	Sample Date	Lot No.	Cement Properties		
		HalCem				Slurry Density	14.8	lbm/gal
100	% BWOC	Cemex Premium Plus C	Bulk Blend	22.01.16	silo 4&5	Slurry Yield	1.329	ft3/sack
6.374	Gal/sk	Fresh Water				Water Requirement	6.374	Gal/sk
						Water Source	Fresh Water	
						Water Chloride		

Pilot Test Results Request ID 2328853 /1

UCA Comp. Strength, Historical Data — Jul/16/2016

End Temp (°F)	Pressure (psi)	50 psi (hh:mm)	500 psi (hh:mm)	1000 psi(hh:mm)	24 hr CS (psi)	48 hr CS (psi)
111	4000	3:02	5:28	8:21	18:25	2155

Thickening Time, Historical Data — Jul/13/2016

Temp (°F)	Pressure (psi)	Batch Mix (min)	Reached in (min)	Start BC	70 Bc (hh:mm)
91	2500	0	15	8	3:05

This report is the property of Halliburton Energy Services and neither it nor any part thereof, nor a copy thereof, is to be published or disclosed without first securing the expressed written approval of Halliburton. It may however be used in the course of regular business operations by any person or concern receiving such report from Halliburton. This report is for information purposes only and the content is limited to the sample described. Halliburton makes no warranties, expressed or implied, as to the accuracy of the contents or results. Any user of this report agrees Halliburton shall not be liable for any loss or damage regardless of cause, including any act or omission of Halliburton, resulting from the use hereof.

HALLIBURTON

iCem® Service

DCP MIDSTREAM LP

For:

Date: Sunday, November 13, 2016

2

Case 1

Job Date: Sunday, November 13, 2016

Sincerely,

1.0 Real-Time Job Summary

1.1 Job Event Log

Type	Seq. No.	Activity	Graph Label	Date	Time	Source	DH Density (ppg)	Comb Pump Rate (bbl/min)	DS Pump Press (psi)	Pass-Side Pump Pressure (psi)	Comments
Event	1	Call Out	Call Out	11/13/2016	04:00:00	USER					
Event	2	Depart from Service Center or Other Site	Depart from Service Center or Other Site	11/13/2016	06:30:00	USER					
Event	3	Arrive At Loc	Arrive At Loc	11/13/2016	08:00:00	USER					THE RIG AND CASING WAS RUNNING CASING, HAD TO BE ORIENTATION BEFOR WE COULD RIG UP
Event	4	Rig-Up Equipment	Rig-Up Equipment	11/13/2016	10:00:00	USER					STILL RUNNING CASING
Event	5	Rig-Up Completed	Rig-Up Completed	11/13/2016	11:00:00	USER					
Event	6	Start Job	Start Job	11/13/2016	17:26:39	COM5					1ST STAGE
Event	7	Pump Spacer 1	Pump Spacer 1	11/13/2016	17:27:18	COM5	8.34	2.00	13.00	16.00	PUMP 3 BBL TO FILL THE LINE
Event	8	Test Lines	Test Lines	11/13/2016	17:29:35	COM5	8.42	0.00	3925.00	3944.00	TEST HALLIBURTON LINES
Event	9	Pump Spacer 1	Pump Spacer 1	11/13/2016	17:33:10	COM5	8.38	3.00	35.00	40.00	PUMP 20 BBL OF GEL WITH RED DYE
Event	10	Pump Lead Cement	Pump Lead Cement	11/13/2016	17:42:25	COM5	12.50	6.50	163.00	137.00	ECONOCEM, 5% SALT, 3 LBM KOL-SEAL, 0.3% HR-800, 450 SKS, 159 BBL, 12.7 PPG, 1.987 YIELD, 10.67 GAL/SK
Event	11	Pump Cement	Pump Cement	11/13/2016	18:09:27	COM5	13.52	5.10	82.00	81.00	HALCEM, 4% BENTONITE, 50 SKS, 15 BBL, 13.5 PPG,

											1.728 YIELD, 9.21 GAL/SK
Event	12	Pump Tail Cement	Pump Tail Cement	11/13/2016	18:12:23	COM5	14.88	5.00	176.00	169.00	HALCEM 0.10% HR-800, 250 SKS, 59 BBL, 14.8 PPG, 1.333 YIELD, 6.42 GAL/SK
Event	13	Drop Plug	Drop Plug	11/13/2016	18:27:05	COM5					
Event	14	Pump Displacement	Pump Displacement	11/13/2016	18:34:45	COM5	8.61	7.40	1068.00	1069.00	PUMP 353 BBL OF FRESH WATER
Event	15	Bump Plug	Bump Plug	11/13/2016	19:31:23	COM5	8.37	4.00	1578.00	1532.00	BUMP PLUG WENT 500 PSI OVER, CHECK THE FLOAT GOT BACK 2 BBL
Event	16	Other	Other	11/13/2016	19:35:42	COM5					DROP THE OPEN PLIG
Event	17	Open Multiple Stage Cementer	Open Multiple Stage Cementer	11/13/2016	20:02:43	COM5	8.39	1.10	727.00	728.00	OPEN THE TOOL AT 700 PSI
Event	18	Circulate Well	Circulate Well	11/13/2016	20:05:44	COM5	8.39	7.00	466.00	476.00	PUMP 30 BBL OF FRESH WATER THEN TURN THE WELL OVER TO THE RIG, CIRCULATE 51 BBL OR 144 SKS OFF THE TOOL
Event	19	Resume	Resume	11/13/2016	21:13:01	COM5					2ND STAGE
Event	20	Pump Spacer 1	Pump Spacer 1	11/13/2016	21:14:50	COM5	8.49	3.80	73.00	76.00	PUMP 20 BBL OF GEL WITH RED DYE
Event	21	Pump Lead Cement	Pump Lead Cement	11/13/2016	21:22:29	COM5	13.44	7.00	378.00	354.00	HALCEM, 4% BENTONTIE, 600 SKS, 185 BBL, 13.5 YIELD, 1.728 YIELD, 9.21 GAL/SL
Event	22	Pump Tail Cement	Pump Tail Cement	11/13/2016	21:47:06	COM5	14.86	5.30	452.00	421.00	HALCEM, 100 SKS, 24 BBL 1.332 YIELD, 6.42 GAL/SK
Event	23	Drop Plug	Drop Plug	11/13/2016	21:56:34	COM5					
Event	24	Pump Displacement	Pump Displacement	11/13/201	22:00:00	COM5	7.83	8.20	1020.00	1008.00	PUMP 198 BBL OF FRESH

				6							WATER
Event	25	Close Multiple Stage Cementer	Close Multiple Stage Cementer	11/13/2016	22:28:16	COM5	4.00	8.33	2593.00	2510.0	CHECK THE FLOAT GOT BACK 1.5 BBL
Event	26	End Job	End Job	11/13/2016	22:33:09	COM5					CIRCULATE 33 BBL OR 107 SKS TP THE PIT
Event	27	Rig-Down Equipment	Rig-Down Equipment	11/13/2016	22:40:00	USER					
Event	28	Rig-Down Completed	Rig-Down Completed	11/13/2016	23:50:00	USER					
Event	29	Depart Location	Depart Location	11/14/2016	00:30:00	USER					

DCP MIDSTREAM ZIA AGI #2 INTERMEDIATE 2ND STAGE

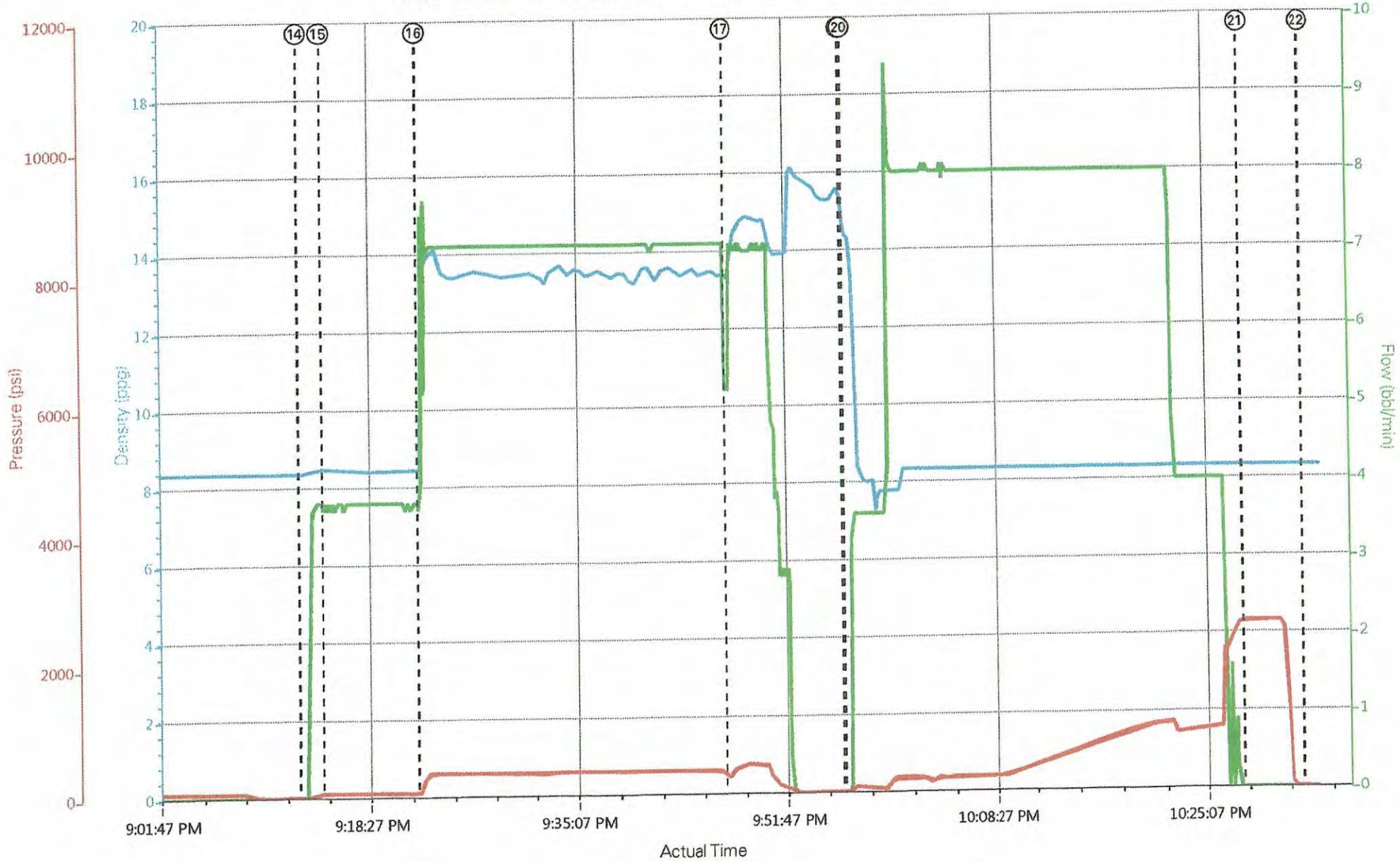

) Start Job 0;0;-3;0
) Pump Spacer 1 8.34;2;13;16
③ Test Lines 8.42;0;3422;3440
④ Pump Spacer 1 8.38;3;35;40
⑤ Pump Lead Cement 12.63;6.5;164;137
⑥ Pump Cement 12.82;5.1;81;80
⑦ PumpTail Cement 13.69;5;178;170
⑧ Drop Plug 1.23;0;13;7
⑨ Pump Displacement 10.61;3.4;68;65
⑩ Bump Plug 8.37;0;38;35
⑪ Other 8.37;0
⑫ Open Multi

HALLIBURTON | iCem® Service

Created: 2016-11-13 16:40:49, Version: 4.2.393

Edit

DCP MIDSTREAM ZIA AGI #2 INTERMEDIATE 1ST STAGE

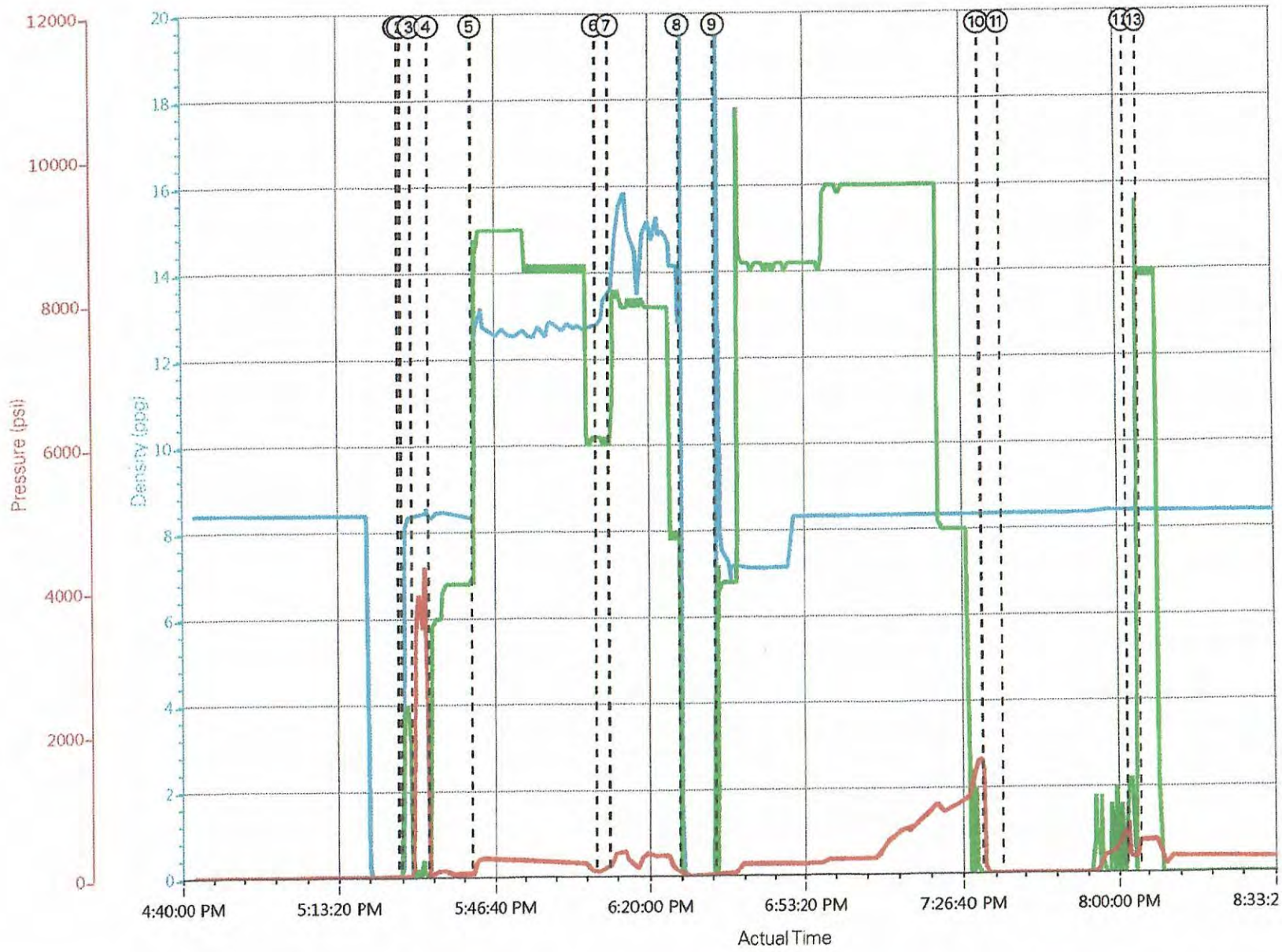

① Start Job 0;0;-3;0
② Pump Spacer 1 8.34;2;13;16
③ Test Lines 8.42;0;3422;3440
④ Pump Spacer 1 8.38;3;35;40
⑤ Pump Lead Cement 12.63;6.5;164;137
⑥ Pump Cement 12.82;5.1;81;80
⑦ Pump Tail Cement 13.69;5;178;170
⑧ Drop Plug -1.23;0;13;7
⑨ Pump Displacement 10.61;3.4;68;65
⑩ Bump Plug 8.37;0;38;35
⑪ Other 8.37;0;3;4
⑫ Open Multiple Stage Cementer 8.39;1.1;227

HALLIBURTON

Cementing Job Summary

The Road to Excellence Starts with Safety

Sold To #: 301910	**Ship To #:** 3571531	**Quote #:** 0022235756	**Sales Order #:** 0903628937
Customer: DCP MIDSTREAM LP - EBUS -		**Customer Rep:**	
Well Name: ZIA AGI	**Well #:** 2		**API/UWI #:** 30-025-42207-00
Field: AGI	**City (SAP):** HOBBS	**County/Parish:** LEA	**State:** NEW MEXICO
Legal Description: 19-19S-32E-1900FSL-950FWL			
Contractor: SCANDRILL INC		**Rig/Platform Name/Num:** SCAN FREEDOM	
Job BOM: 392189			
Well Type: INJECTION			
Sales Person: HALAMERICA\HB79759		**Srvc Supervisor:**	

Job

Formation Name				
Formation Depth (MD)	**Top**		**Bottom**	
Form Type			**BHST**	
Job depth MD	4500ft		**Job Depth TVD**	
Water Depth			**Wk Ht Above Floor**	
Perforation Depth (MD)	**From**		**To**	

Well Data

Description	New / Used	Size in	ID in	Weight lbm/ft	Thread	Grade	Top MD ft	Bottom MD ft	Top TVD ft	Bottom TVD ft
Casing		13.375	12.515	61	BTC	J-55	0	2600		
Casing		9.625	8.835	40	BTC	J-55	0	4500		
Open Hole Section			12.25				2600	4500		

Tools and Accessories

Type	Size in	Qty	Make	Depth ft		Type	Size in	Qty	Make
Guide Shoe	9.625			4500		**Top Plug**	9.625		HES
Float Shoe	9.625					**Bottom Plug**	9.625		HES
Float Collar	9.625					**SSR plug set**	9.625		HES
Insert Float	9.625					**Plug Container**	9.625		HES
Stage Tool	9.625					**Centralizers**	9.625		HES

Fluid Data

Stage/Plug #: 1

Fluid #	Stage Type	Fluid Name	Qty	Qty UoM	Mixing Density lbm/gal	Yield ft3/sack	Mix Fluid Gal	Rate bbl/min	Total Mix Fluid Gal
1	Gel Spacer w/Red Dye	Gel Spacer w/Red Dye	20	bbl	8.4				
0.10 lbm/bbl		RHODAMINE RED LIQUID DYE # 2 (101201084)							
2.50 lbm/bbl		CHEM,FDP-S1050-12, BULK BAG (102175420)							

Fluid #	Stage Type	Fluid Name	Qty	Qty UoM	Mixing Density lbm/gal	Yield ft3/sack	Mix Fluid Gal	Rate bbl/min	Total Mix Fluid Gal
2	EconoCem™ HLC	ECONOCEM (TM) SYSTEM	450	sack	12.7	1.987		5	10.67
5 %		SALT, BULK (100003695)							
3 lbm		KOL-SEAL, BULK (100064233)							
0.30 %		HR-800, 50 LB SACK (101619742)							

Fluid #	Stage Type	Fluid Name	Qty	Qty UoM	Mixing Density lbm/gal	Yield ft3/sack	Mix Fluid Gal	Rate bbl/min	Total Mix Fluid Gal
3	HalCem™ C	HALCEM (TM) SYSTEM	250	sack	14.8	1.333		5	6.42
0.10 %		HR-800, 50 LB SACK (101619742)							

Cement Left In Pipe	Amount	40 ft	Reason	Shoe Joint

Fluid Data

Stage/Plug #: 2

Fluid #	Stage Type	Fluid Name	Qty	Qty UoM	Mixing Density lbm/gal	Yield ft3/sack	Mix Fluid Gal	Rate bbl/min	Total Mix Fluid Gal
1	Gel Spacer w/Red Dye	Gel Spacer w/Red Dye	20	bbl	8.4				
0.10 lbm/bbl		RHODAMINE RED LIQUID DYE # 2 (101201084)							
2.50 lbm/bbl		CHEM,FDP-S1050-12, BULK BAG (102175420)							

Fluid #	Stage Type	Fluid Name	Qty	Qty UoM	Mixing Density lbm/gal	Yield ft3/sack	Mix Fluid Gal	Rate bbl/min	Total Mix Fluid Gal
2	HalCem™ C	HALCEM (TM) SYSTEM	650	sack	13.5	1.728		5	9.21
4 %		BENTONITE, BULK (100003682)							

Fluid #	Stage Type	Fluid Name	Qty	Qty UoM	Mixing Density lbm/gal	Yield ft3/sack	Mix Fluid Gal	Rate bbl/min	Total Mix Fluid Gal
3	HalCem™ C	HALCEM (TM) SYSTEM	100	sack	14.8	1.332		5	6.42

Cement Left In Pipe	Amount	40 ft	Reason	Shoe Joint

Mix Water:	pH ##	Mix Water Chloride:	## ppm	Mix Water Temperature:	## °F °C
Cement Temperature:	## °F °C	Plug Displaced by:	## lb/gal kg/m3 XXXX	Disp. Temperature:	## °F °C
Plug Bumped?	Yes/No	Bump Pressure:	#### psi MPa	Floats Held?	Yes/No
Cement Returns:	## bbl m3	Returns Density:	## lb/gal kg/m3	Returns Temperature:	## °F °C

Comment

Pre-Planned Job Proceedure 2nd Stage

EVENT #	EVENT	VOLUME	SACKS	WEIGHT	YIELD	GAL/ SK
			3500 Psi Max			
1	START JOB					
9	GEL SPACER RED DYE	20 BBL				
13	LEAD CMT	185 BBL	600	13.5	1.728	9.21
15	TAIL CMT	24 BBL	100	14.8	1.332	6.42
22	DROP PLUG					
23	DISPLACEMENT	198 BBL		FW		
31	CLOSE MSC					
2	END JOB					
			Do Not Overdisplace			
		SHOE JOINT		FLOAT COLLAR	BBL/FT	H2O REQ.
Total Displacement		******Use Mud Scales on Each Tier******				
CALCULATED DIFFERENTIAL PSI				TOTAL FLUID PUMPED		
Collapse		Burst			SO#	

Production Casing Cement Details

HALLIBURTON
Permian Basin, Odessa

1st Stage Lab Results - Lead

Job Information

Request/Slurry	2350034/8	**Rig Name**	Scandrill Freedom	**Date**	NOV/14/2016
Submitted By	Olvin Hernandez Perez	**Job Type**	Production Casing	**Bulk Plant**	Odessa, TX
Customer	DCP Midstream, LP	**Location**	Lea	**Well**	Zia AGI #2

Well Information

Casing/Liner Size	7 in	**Depth MD**	13755 ft	**BHST**	93°C / 200°F
Hole Size	8.75 in	**Depth TVD**	13755 ft	**BHCT**	71°C / 159°F
Pressure	8600 psi				

Cement Information - Lead Design

Conc	UOM	Cement/Additive	Sample Type	Sample Date	Lot No.	Cement Properties		
		Tuned® Light Cement				Slurry Density	11.5	lbm/gal
100	% BWOC	Cement Blend				Slurry Yield	2.112	ft3/sack
11.18	gal/sack	Fresh Water	Lab	30.08.13	Lab Tap	Water Requirement	11.18	gal/sack
3	lb/sk	HGS 4000 (PB)	Lab	17.10.16	ZA00771	Total Mix Fluid	11.18	gal/sack
0.3	lb/sk	HALAD-9 (PB)	Bulk Blend	07.09.16	56696	Water Source	Fresh Water	
0.1	lb/sk	Fe-2 (citric acid)	Bulk Blend	07.09.16	5507224	Water Chloride		
0.5	lb/sk	D-Air 5000	Lab	06.11.16	2016300AC			
0.7	lb/sk	HR-601	Lab	17.10.16	Lot 72			

Pilot Test Results Request ID 2350034/8

Mixability (0 - 5) - 0 is not mixable — NOV/26/2016

Mixability rating (0 - 5)	Avg rpm mixing under load (~12,000)	Blend addition time (sec) @ 4,000 RPM
5	12000	2

API Rheology — NOV/26/2016

Temp (°F)	300	200	100	60	30	6	3	PV/YP
70	17	13	8	7	5	5	4	12.95 / 4.07

API Rheology — NOV/26/2016

Temp (°F)	300	200	100	60	30	6	3	Cond Time (min)	Conditioning Temp (°F)	PV/YP
115	25	23	17	15	14	11	11	30	115	14.54 / 12.33

API Rheology — NOV/26/2016

Temp (°F)	300	200	100	60	30	6	3	Cond Time (min)	Conditioning Temp (°F)	PV/YP
159	14	13	10	9	8	8	8	30	159	6.72 / 7.96

API Fluid Loss — NOV/26/2016

Test Temp (°F)	Test Pressure (psi)	Test Time (min)	Meas. Vol.	Calculated FL (<30 min)	Conditioning time (min)	Conditioning Temp (°F)
159	1000	5.25	57	272.4	30	159

This report is the property of Halliburton Energy Services and neither it nor any part thereof, nor a copy thereof, is to be published or disclosed without first securing the expressed written approval of Halliburton. It may however be used in the course of regular business operations by any person or concern receiving such report from Halliburton. This report is for information purposes only and the content is limited to the sample described. Halliburton makes no warranties, expressed or implied, as to the accuracy of the contents or results. Any user of this report agrees Halliburton shall not be liable for any loss or damage regardless of cause, including any act or omission of Halliburton, resulting from the use hereof.

Free Fluid API 10B-2 NOV/26/2016

Con. Temp (F)	Cond. Time (min)	Static T. (F)	Static time (min)	Incl. (deg)	% Fluid	Trace (Y/N)
159	30	80	120	0	0	Y

Thickening Time - ON-OFF-ON NOV/25/2016

Test Temp (°F)	Pressure (psi)	Batch Mix (min)	Reached in (min)	70 Bc (hh:min)	Start Bc
159	8600	0	52	8:47	7

This report is the property of Halliburton Energy Services and neither it nor any part thereof, nor a copy thereof, is to be published or disclosed without first securing the expressed written approval of Halliburton. It may however be used in the course of regular business operations by any person or concern receiving such report from Halliburton. This report is for information purposes only and the content is limited to the sample described. Halliburton makes no warranties, expressed or implied, as to the accuracy of the contents or results. Any user of this report agrees Halliburton shall not be liable for any loss or damage regardless of cause, including any act or omission of Halliburton, resulting from the use hereof.

HALLIBURTON

Permian Basin, Odessa

1st Stage Lab Results - Tail

Job Information

Request/Slurry	2346022/2	**Rig Name**	Scandrill Freedom	**Date**	OCT/20/2016
Submitted By	Olvin Hernandez Perez	**Job Type**	Production Casing	**Bulk Plant**	Odessa, TX
Customer	DCP Midstream, LP	**Location**	Lea	**Well**	Zia AGI #2

Well Information

Casing/Liner Size	7 in	**Depth MD**	13755 ft	**BHST**	80°C / 176°F
Hole Size	8.75 in	**Depth TVD**	13755 ft	**BHCT**	71°C / 159°F
Pressure	8600 psi				

Cement Information - Tail Design

Conc	UOM	Cement/Additive	Sample Type	Sample Date	Lot No.	Cement Properties		
		WellLock® Resin				Slurry Density	12	lbm/gal
100	% BWOC	WellLock R1	Lab	04.11.16				
27	% BWOC	WellLock H1	Lab	04.11.16				
81.32	% BWOC	MICROSAND	Lab	04.11.16				

Pilot Test Results Request ID 2346022/2

FYSA Viscosity Profile & Gel Strength — OCT/20/2016

Test Temp (°F)	300	200	100	60	30	6	3	Foam Quality
185	131	95	49	31	16	15	4	0

FYSA Viscosity Profile & Gel Strength — NOV/19/2016

Test Temp (°F)	300	200	100	60	30	6	3	Foam Quality
104	142	96	49	31	16	16	5	0

API Sedimentation Test — NOV/19/2016

Temp (°F)	Result Type	1	2	3	4	5	AVG. S.G.	St. DEV.
185	SG	1.45	1.47	1.47	1.47	1.47	1.46	0.009
	Dev.(%)	-1.07	0.22	0.30	0.24	0.30		

Thickening Time — NOV/20/2016

Temp (°F)	Pressure (psi)	Batch Mix (min)	Reached in (min)	Start BC	100 Bc (hh:mm)
159	8600	30	52	54.4	2:18

This report is the property of Halliburton Energy Services and neither it nor any part thereof, nor a copy thereof, is to be published or disclosed without first securing the expressed written approval of Halliburton. It may however be used in the course of regular business operations by any person or concern receiving such report from Halliburton. This report is for information purposes only and the content is limited to the sample described. Halliburton makes no warranties, expressed or implied, as to the accuracy of the contents or results. Any user of this report agrees Halliburton shall not be liable for any loss or damage regardless of cause, including any act or omission of Halliburton, resulting from the use hereof.

HALLIBURTON
Permian Basin, Odessa

2nd Stage Lab Results - Lead

Job Information

Request/Slurry	2350045/4	**Rig Name**	Scandrill Freedom	**Date**	NOV/14/2016
Submitted By	Olvin Hernandez Perez	**Job Type**	Production Casing	**Bulk Plant**	Odessa, TX
Customer	DCP Midstream, LP	**Location**	Lea	**Well**	Zia AGI #2

Well Information

Casing/Liner Size	7 in	**Depth MD**	6350 ft	**BHST**	51°C / 124°F
Hole Size	8.75 in	**Depth TVD**	6350 ft	**BHCT**	36°C / 96°F
Pressure	3400 psi				

Cement Information - Lead Design

Conc	UOM	Cement/Additive	Sample Type	Sample Date	Lot No.	Cement Properties		
		WellLock® Resin				Slurry Density	11.5	lbm/gal
100	% BWOC	Cement Blend				Slurry Yield	2.115	ft3/sack
11.26	gal/sack	Fresh Water	Lab	30.08.13	Lab Tap	Water Requirement	11.26	gal/sack
3	lb/sk	HGS 4000 (PB)	Lab	17.10.16	ZA00771	Total Mix Fluid	11.26	gal/sack
0.3	lb/sk	HALAD-9 (PB)	Bulk Blend	07.09.16	56696	Water Source	Fresh Water	
0.1	lb/sk	Fe-2 (citric acid)	Bulk Blend	07.09.16	5507224	Water Chloride		
0.5	lb/sk	D-Air 5000	Lab	06.11.16	2016300AC			
0.3	lb/sk	HR-800	Bulk Blend	07.09.16	DR076801935			

Pilot Test Results Request ID 2350045/4

Mixability (0 - 5) - 0 is not mixable — NOV/14/2016

Mixability rating (0 - 5)	Avg rpm mixing under load (~12,000)	Blend addition time (sec) @ 4,000 RPM
5	12000	0

API Rheology — NOV/14/2016

Temp (°F)	300	200	100	60	30	6	3	Cond Time (min)	PV/YP
70	22	20	19	18	17	17	16	0	5.23 / 17.61

API Rheology — NOV/14/2016

Temp (°F)	300	200	100	60	30	6	3	Cond Time (min)	Conditioning Temp (°F)	PV/YP
96	22	18	14	13	13	11	11	30	96	11.06 / 11.28

API Fluid Loss — NOV/14/2016

Test Temp (°F)	Test Pressure (psi)	Test Time (min)	Meas. Vol.	Conditioning time (min)	Conditioning Temp (°F)
96	1000	4	57	30	96

Free Fluid API 10B-2 — NOV/14/2016

Con. Temp (F)	Cond. Time (min)	Static T. (F)	Static time (min)	Incl. (deg)	% Fluid	Trace (Y/N)
96	30	70	120	90	0	y

This report is the property of Halliburton Energy Services and neither it nor any part thereof, nor a copy thereof, is to be published or disclosed without first securing the expressed written approval of Halliburton. It may however be used in the course of regular business operations by any person or concern receiving such report from Halliburton. This report is for information purposes only and the content is limited to the sample described. Halliburton makes no warranties, expressed or implied, as to the accuracy of the contents or results. Any user of this report agrees Halliburton shall not be liable for any loss or damage regardless of cause, including any act or omission of Halliburton, resulting from the use hereof.

Thickening Time - ON-OFF-ON NOV/26/2016

Test Temp (°F)	Pressure (psi)	Batch Mix (min)	Reached in (min)	70 Bc (hh:min)	Start Bc
96	3400	0	20	11:26	11

This report is the property of Halliburton Energy Services and neither it nor any part thereof, nor a copy thereof, is to be published or disclosed without first securing the expressed written approval of Halliburton. It may however be used in the course of regular business operations by any person or concern receiving such report from Halliburton. This report is for information purposes only and the content is limited to the sample described. Halliburton makes no warranties, expressed or implied, as to the accuracy of the contents or results. Any user of this report agrees Halliburton shall not be liable for any loss or damage regardless of cause, including any act or omission of Halliburton, resulting from the use hereof.

HALLIBURTON
Permian Basin, Odessa

2nd Stage Lab Results - Tail

Job Information

Request/Slurry	2349521/4	**Rig Name**	Scandrill Freedom	**Date**	NOV/10/2016
Submitted By	Olvin Hernandez Perez	**Job Type**	Production Casing	**Bulk Plant**	Odessa, TX
Customer	DCP Midstream, LP	**Location**	Lea	**Well**	Zia AGI #2

Well Information

Casing/Liner Size	7 in	**Depth MD**	6350 ft	**BHST**	51°C / 124°F
Hole Size	8.75 in	**Depth TVD**	6350 ft	**BHCT**	36°C / 96°F
Pressure	3400 psi				

Cement Information - Tail Design

Conc	UOM	Cement/Additive	Sample Type	Sample Date	Lot No.	Cement Properties		
		WellLock® Resin				Slurry Density	12	lbm/gal
100	% BWOC	WellLock R1	Lab	04.11.16				
27	% BWOC	WellLock H1	Lab	04.11.16				
81.32	% BWOC	MICROSAND	Lab	04.11.16				

Pilot Test Results Request ID 2349521/4

FYSA Viscosity Profile & Gel Strength — NOV/20/2016

Test Temp (°F)	300	200	100	60	30	6	3	3D - 3 rpm Decay	6D - 6 rpm Decay	Gel 10 min FYSA reading (1 rpm)	Gel 30 min FYSA reading (1 rpm)	Foam Quality
96	192	130	66	42	21	10	3	0	0	2	2	0

Thickening Time — NOV/20/2016

Temp (°F)	Pressure (psi)	Batch Mix (min)	Reached in (min)	Start BC	70 Bc (hh:mm)
96	3400	30	20	48	3:28

This report is the property of Halliburton Energy Services and neither it nor any part thereof, nor a copy thereof, is to be published or disclosed without first securing the expressed written approval of Halliburton. It may however be used in the course of regular business operations by any person or concern receiving such report from Halliburton. This report is for information purposes only and the content is limited to the sample described. Halliburton makes no warranties, expressed or implied, as to the accuracy of the contents or results. Any user of this report agrees Halliburton shall not be liable for any loss or damage regardless of cause, including any act or omission of Halliburton, resulting from the use hereof.

State copy

HALLIBURTON

iCem® Service

DCP MIDSTREAM LP

For:

Date: Sunday, December 04, 2016

ZIA AGI 2

Case 1

Job Date: Saturday, December 03, 2016

Sincerely,

2.0 Real-Time Job Summary

2.1 Job Event Log

Type	Seq. No.	Activity	Graph Label	Date	Time	Source	DH Density (ppg)	PS Pump Press (psi)	Comb Pump Rate (bbl/min)	Comments
Event	1	Call Out	Call Out	12/02/16	5:00:00	USER				CALLED OUT TO BE C LOCATION @ 12:00 C!
Event	2	Pre-Convoy Safety Meeting	Pre-Convoy Safety Meeting	12/02/16	8:30:00	USER				TESTED PUMP TRUCK GATHERED UP AND DISC ROUTE WITH CREW
Event	3	Depart from Service Center or Other Site	Depart from Service Center or Other Site	12/02/16	9:30::00	USER				CREATED A JOURNEY MANAGEMENT AND DEF FROM FACILITY
Event	4	Arrive at Location from Service Center	Arrive at Location from Service Center	12/02/16	11:00:00	USER				ARRIVED LOCATION R RUNNING CASING; AFT CONTACTED DCP SAFE PERSON AND AND WE THRU A SAFETY COURSE INSTRUCTED TO WAIT (LOCATION.
Event	5	Assessment Of Location Safety Meeting	Assessment Of Location Safety Meeting	12/02/16	18:10:00	USER				ASSESED LOCATION AI SPOTTED EQUIPMEN
Event	6	Pre-Rig Up Safety Meeting	Pre-Rig Up Safety Meeting	12/02/16	18:20:00	USER				HAD RIG UP MEETING V HES CREW
Event	7	Rig-Up Equipment	Rig-Up Equipment	12/02/16	18:30:00	USER				RIG UP , STEEL LINES A WATER LINE.
Event	8	Rig-Up Completed	Rig-Up Completed	12/03/16	20:30:00	USER				COMPLETED RIG UP NO HURT
Event		Casing on Bottom		12/03/16						LOGGING CREW RIGGIN(
Event	1	Other	Other	12/3/2016	10:00:35	USER				START MIXING WELLLOCK AND FINISH MIXING IT @

										13:00
Event	2	Other	Other	12/3/2016	15:10:27	USER	0.10	5.00	0.00	LANDING JOINT ON AND CASING ON BOTTOM @ 15:10
Event	3	Other	Other	12/3/2016	16:30:20	USER				CASING CREW FINISH RIGGING DOWN @ 16:30
Event	4	Safety Meeting - Pre Job	Safety Meeting - Pre Job	12/3/2016	17:00:44	USER				SAFETY MEETING WITH EVERYBODY ON LOCATION WENT OVER SAFETY AND OVER THE JOB PROCEDURES WITH CO REPRESENTATIVES.
Event	5	Start Job	Start Job	12/3/2016	18:01:18	COM7	8.58	-4.00	0.00	START JOB
Event	6	Pump Spacer 1	Pump Spacer 1	12/3/2016	18:01:53	COM7	8.47	6.00	1.60	PUMP 5 BBLS OF FRESH WATER TO PRIME LINES AND CALIBRATE DENSOMETERS
Event	7	Test Lines	Test Lines	12/3/2016	18:08:33	COM7	8.29	6.00	0.00	TEST LINES TO 6300 PSI
Event	8	Other	Other	12/3/2016	18:13:19	USER	8.28	28.00	0.00	ADDING THE WELLLOCK H1 TO THE SLURRY
Event	9	Pump Spacer 2	Pump Spacer 2	12/3/2016	18:49:32	COM7	10.59	164.00	4.90	MIX AND PUMP 50 BBLS OF TUNED SPACER @ 10.6 PPG
Event	10	Pump Lead Cement	Pump Lead Cement	12/3/2016	19:05:52	COM7	11.52	311.00	3.60	MIX AND PUMP 770 SKS/289 BBLS OF TUNED LIGHT CMT @ 11.5 PPG, 2.11 YIELD, 11.18 GAL/SKS
Event	11	Shutdown	Shutdown	12/3/2016	19:57:10	COM7				SHUTDOWN AND DROP BOTTOM PLUG
Event	12	Pump Tail Cement	Pump Tail Cement	12/3/2016	20:07:03	COM7	12.09	512.00	3.70	PUMP 20 BBLS OF WELLLOCK @ 12.0 PPG
Event	13	Shutdown	Shutdown	12/3/2016	20:11:36	COM7				SHUTDOWN
Event	14	Clean Lines	Clean Lines	12/3/2016	20:12:09	COM7				TO THE PIT

Event	15	Drop Top Plug	Drop Top Plug	12/3/2016	20:17:58	COM7				DROP HES TOP PLUG
Event	16	Pump Displacement	Pump Displacement	12/3/2016	20:18:16	COM7				DISPLACED PLUG WITH 290 BBLS OF FRESH WATER AND 214 BBLS OF MUD
Event	17	Displ Reached Cmnt	Displ Reached Cmnt	12/3/2016	20:29:22	COM7				CATCH CEMENT @ 90 BBLS OF DISPLACEMENT
Event	18	Other	Other	12/3/2016	20:46:47	COM7				SLOW RATE TO 3 BBLS/MIN MAX LIFT WAS 2200 PSI
Event	19	Bump Plug	Bump Plug	12/3/2016	21:52:34	COM7				BUMP PLUG 300 PSI OVER TO 2750 PSI
Event	20	Set Packer	Set Packer	12/3/2016	22:16:43	COM7	9.83	3812.00	0.00	PRESSURE UP 250 PSI AT A TIME TO INFLATE PACKER
Event	21	Other	Other	12/3/2016	22:20:20	COM7	9.76	2545.00	0.00	CHECK FLOATS HELD 4.5 BBLS BACK
Event	22	Drop Ball	Drop Ball	12/3/2016	22:28:24	COM7				DROP BALL; WAITED 40 MINUTES
Event	23	Open Multiple Stage Cementer	Open Multiple Stage Cementer	12/3/2016	23:06:41	COM7	9.67	674.00	1.30	OPEN MSC WITH 780 PSI
Event	24	Circulate Well	Circulate Well	12/3/2016	23:07:13	COM7				PUMPED 30 BBLS OF MUD AND TURNED OVER TO RIG PUMPS TO REMAIN CIRCULATING WELL.
Event	25	Pause	Pause	12/3/2016	23:22:42	COM7				RIG PUMPS CIRCULATED 48 BBLS/128 SKS OF CEMENT TO SURFACE
Event	26	Other	Other	12/4/2016	00:40:00	USER				ENGINEERS START MIXING THE 2ND STAGE WELLLOCK
Event	27	Pre-Job Safety Meeting	Pre-Job Safety Meeting	12/4/2016	06:45:19	USER				SAFETY MEETING WITH EVERYBODY ON LOCATION WENT OVER SAFETY AND OVER THE JOB PROCEDURES WITH CO REPRESENTATIVES.

Event	28	Resume	Resume	12/4/2016	08:46:44	COM7				START 2ND STAGE
Event	29	Pump Spacer 1	Pump Spacer 1	12/4/2016	08:55:12	COM7	8.33	252.00	4.00	PUMP 6 BBLS OF FRESH WATER AHEAD
Event	30	Pump Spacer 2	Pump Spacer 2	12/4/2016	08:59:08	COM7				MIX AND PUMP 50 BBLS OF TUNED SPACER @ 10.6 PPG
Event	31	Pump Lead Cement	Pump Lead Cement	12/4/2016	09:11:24	COM7	10.6	419	6.2	MIX AND PUMP 420 SKS/158 BBLS OF TUNED LIGHT CMT @ 11.5 PPG, 2.11 YIELD, 11.26 GAL/SKS
Event	32	Shutdown	Shutdown	12/4/2016	09:37:49	COM7				SHUTDOWN
Event	33	Drop Plug	Drop Plug	12/4/2016	09:42:58	COM7				BOTTOM PLUG
Event	34	Pump Tail Cement	Pump Tail Cement	12/4/2016	09:43:10	COM7	12.01	890	6	PUMPED 80 BBLS OF WELLLOCK @ 12 PPG
Event	35	Shutdown	Shutdown	12/4/2016	09:58:01	COM7				SHUTDOWN
Event	36	Clean Lines	Clean Lines	12/4/2016	09:58:50	COM7				TO THE PIT
Event	37	Drop Top Plug	Drop Top Plug	12/4/2016	10:05:02	COM7				TOP PLUG
Event	38	Pump Displacement	Pump Displacement	12/4/2016	10:05:14	COM7				DISPLACED PLUG WITH 238 BBLS OF FRESH WATER
Event	39	Displ Reached Cmnt	Displ Reached Cmnt	12/4/2016	10:11:00	COM7				CATCH CEMENT @ 45 BBLS OF DISPLACEMENT
Event	40	Close Multiple Stage Cementer	Close Multiple Stage Cementer	12/4/2016	10:45:01	COM7	8.56	4290.00	0.50	CLOSE MSC WITH 4300 PSI
Event	41	Other	Other	12/4/2016	10:47:35	COM7				RELEASED PSI HELD 5.5 BBLS BACK
Event	42	End Job	End Job	12/4/2016	10:50:37	COM7				CIRCULATED 35 BBLS/93 SKS OF CEMENT TO SURFACE
		OTHER			11:00:00					CLEAN BATCH MIXER TO THE PIT
Event	28	Pre Rig down Safety Meeting		12/04/16	11:30:00	USER				GATHER CREW FOR RIG DOWN MEETING

Event	27	Rig Down Equipment		12/04/16	11:50:00	USER	RIG DOWN EQUIPMENT
Event	29	Rig-Down Completed	Rig-Down Completed	12/04/16	13:10:00	USER	FINISH RIG DOWN NO ON HURT
Event	30	Pre-Convoy Safety Meeting	Pre-Convoy Safety Meeting	12/04/16	13:30:00	USER	JSA WAS GIVEN
Event	31	Depart Location for Service Center or Other Site	Depart Location for Service Center or Other Site	12/04/16	14:00:00	USER	THANK YOU: SALVADOR ALVAREZ AND CREW

HALLIBURTON

Cementing Job Summary

The Road to Excellence Starts with Safety

Sold To #: 301910	**Ship To #:** 3571531	**Quote #:** 0022235072	**Sales Order #:** 0903688666
Customer: DCP MIDSTREAM LP - EBUS -		**Customer Rep:** JOE HARRIS	
Well Name: ZIA AGI	**Well #:** 2		**API/UWI #:** 30-025-42207-00
Field: AGI	**City (SAP):** HOBBS	**County/Parish:** LEA	**State:** NEW MEXICO
Legal Description: 19-19S-32E-1900FSL-950FWL			
Contractor: SCANDRILL INC		**Rig/Platform Name/Num:** SCAN FREEDOM	
Job BOM: 392189			
Well Type: INJECTION			
Sales Person: HALAMERICA\HB79759		**Srvc Supervisor:** Salvador Alvarez	

Job

Formation Name			
Formation Depth (MD)	**Top**	**Bottom**	
Form Type		**BHST**	
Job depth MD	13755ft	**Job Depth TVD**	
Water Depth		**Wk Ht Above Floor**	
Perforation Depth (MD)	**From**	**To**	

Well Data

Description	New / Used	Size in	ID in	Weight lbm/ft	Thread	Grade	Top MD ft	Bottom MD ft	Top TVD ft	Bottom TVD ft
Well Attachment								300		
Casing		7.625	6.765	33.7	BTC	P-110	0	300		
Casing		9.625	8.835	40	BTC	J-55	0	4500		
Casing		7	6.184	29	BTC	HCP110	300	5000		
Open Hole Section			8.75				4500	13755		
Casing		7	6.184	29	VAM - TOP		5000	6350		
Casing		7	6.184	29	VAM - TOP	HCP110	6350	13455		
Casing		7	6.184	29	VAM - TOP		13455	13755		

Tools and Accessories

Type	Size in	Qty	Make	Depth ft		Type	Size in	Qty	Make
Guide Shoe	7			13755		**Top Plug**	7		HES
Float Shoe	7					**Bottom Plug**	7		HES
Float Collar	7					**SSR plug set**	7		HES
Insert Float	7					**Plug Container**	7		HES
Stage Tool	7					**Centralizers**	7		HES

Fluid Data

Stage/Plug #: 1

Fluid #	Stage Type	Fluid Name	Qty	Qty UoM	Mixing Density lbm/gal	Yield ft3/sack	Mix Fluid Gal	Rate bbl/min	Total Mix Fluid Gal
1	10.6 lb/gal Tuned Spacer III	Tuned Spacer III	50	bbl	10.6	3.83			
95.02 lbm/bbl		BARITE, BULK (100003681)							
36.54 gal/bbl		FRESH WATER							

0.30 gal/bbl	D-AIR 3000L, 5 GAL PAIL (101007444)
4 lbm/bbl	CHEM, FDP-C1193-15, 50 LB Sack - (975466)
0.35 lbm/bbl	FE-2 (100001615)

Fluid #	Stage Type	Fluid Name	Qty	Qty UoM	Mixing Density lbm/gal	Yield ft3/sack	Mix Fluid Gal	Rate bbl/min	Total Mix Fluid Gal
2	Tuned Light™	TUNED LIGHT (TM) SYSTEM	770	sack	11.5	2.106		5	11.11

Fluid #	Stage Type	Fluid Name	Qty	Qty UoM	Mixing Density lbm/gal	Yield ft3/sack	Mix Fluid Gal	Rate bbl/min	Total Mix Fluid Gal
3	12.0 lb/gal WellLock	SBM CMT WellLock PKG	20	bbl	12				

7.67 gal/bbl	CHEM,WELLLOCK H1, 330 GALLON TOTE (102220519)
25.43 gal/bbl	CHEM, WellLOCK R1, TOTE TANK (102161680)
196.74 lbm/bbl	SAND-MICROSAND, 50 LB (100003771)

Cement Left In Pipe	Amount	ft	Reason	Shoe Joint

Fluid Data

Stage/Plug #: 2

Fluid #	Stage Type	Fluid Name	Qty	Qty UoM	Mixing Density lbm/gal	Yield ft3/sack	Mix Fluid Gal	Rate bbl/min	Total Mix Fluid Gal
1	10.6 lb/gal Tuned Spacer III	Tuned Spacer III	50	bbl	10.6	3.83			

36.54 gal/bbl	FRESH WATER
0.30 gal/bbl	D-AIR 3000L, 5 GAL PAIL (101007444)
95.02 lbm/bbl	BARITE, BULK (100003681)
4 lbm/bbl	CHEM, FDP-C1193-15, 50 LB Sack - (975466)
0.35 lbm/bbl	FE-2 (100001615)

Fluid #	Stage Type	Fluid Name	Qty	Qty UoM	Mixing Density lbm/gal	Yield ft3/sack	Mix Fluid Gal	Rate bbl/min	Total Mix Fluid Gal
2	Tuned Light™	TUNED LIGHT (TM) SYSTEM	420	sack	11.5	2.109		5	11.19

Fluid #	Stage Type	Fluid Name	Qty	Qty UoM	Mixing Density lbm/gal	Yield ft3/sack	Mix Fluid Gal	Rate bbl/min	Total Mix Fluid Gal
3	12.0 lb/gal WellLock	SBM CMT WellLock PKG	80	bbl	12				

196.74 lbm/bbl	SAND-MICROSAND, 50 LB (100003771)

7.67 gal/bbl	CHEM,WELLLOCK H1, 330 GALLON TOTE (102220519)
25.43 gal/bbl	CHEM, WellLOCK R1, TOTE TANK (102161680)

Fluid #	Stage Type	Fluid Name	Qty	Qty UoM	Mixing Density lbm/gal	Yield ft3/sack	Mix Fluid Gal	Rate bbl/min	Total Mix Fluid Gal
4	Solvent Cleanup - HES Equipment & Lines	Solvent Cleanup - HES Equipment & Lines	4	bbl	7.6				
42 gal/bbl		MUSOL A, 330 GAL TOTE - (790828)							

Cement Left In Pipe	**Amount**	ft	**Reason**		Shoe Joint
Mix Water:	pH ##	**Mix Water Chloride:**	## ppm	**Mix Water Temperature:**	## °F °C
Cement Temperature:	## °F °C	**Plug Displaced by:**	## lb/gal kg/m3 XXXX	**Disp. Temperature:**	## °F °C
Plug Bumped?	Yes/No	**Bump Pressure:**	#### psi MPa	**Floats Held?**	Yes/No
Cement Returns:	## bbl m3	**Returns Density:**	## lb/gal kg/m3	**Returns Temperature:**	## °F °C

Comment

HALLIBURTON

Summary Report

Crew:

Job Start Date: 12/2/2016

Sales Order #: 0903688666
WO #: 0903688666
PO #: NA
AFE # :

Customer:	DCP MIDSTREAM LP - EBUS -	**Field:**	AGI	**Job Type:**	CMT MULTIPLE STAGES BOM
UWI / API Number:	30-025-42207-00	**County/Parish:**	LEA	**Service Supervisor:**	Salvador Alvarez
Well Name:	ZIA AGI	**State:**	NEW MEXICO		
Well No:	2	**Latitude:**	32.643852		
		Longitude:	-103.810616	**Cust Rep Name:**	JOE HARRIS
		Sect / Twn / Rng:	19/19/32	**Cust Rep Phone #:**	

Remarks:

The Information Stated Herein Is Correct	Customer Representative Signature	Date
	Customer Representative Printed Name	

DCP ZIA AGI #2 1ST STAGE WELLLOCK

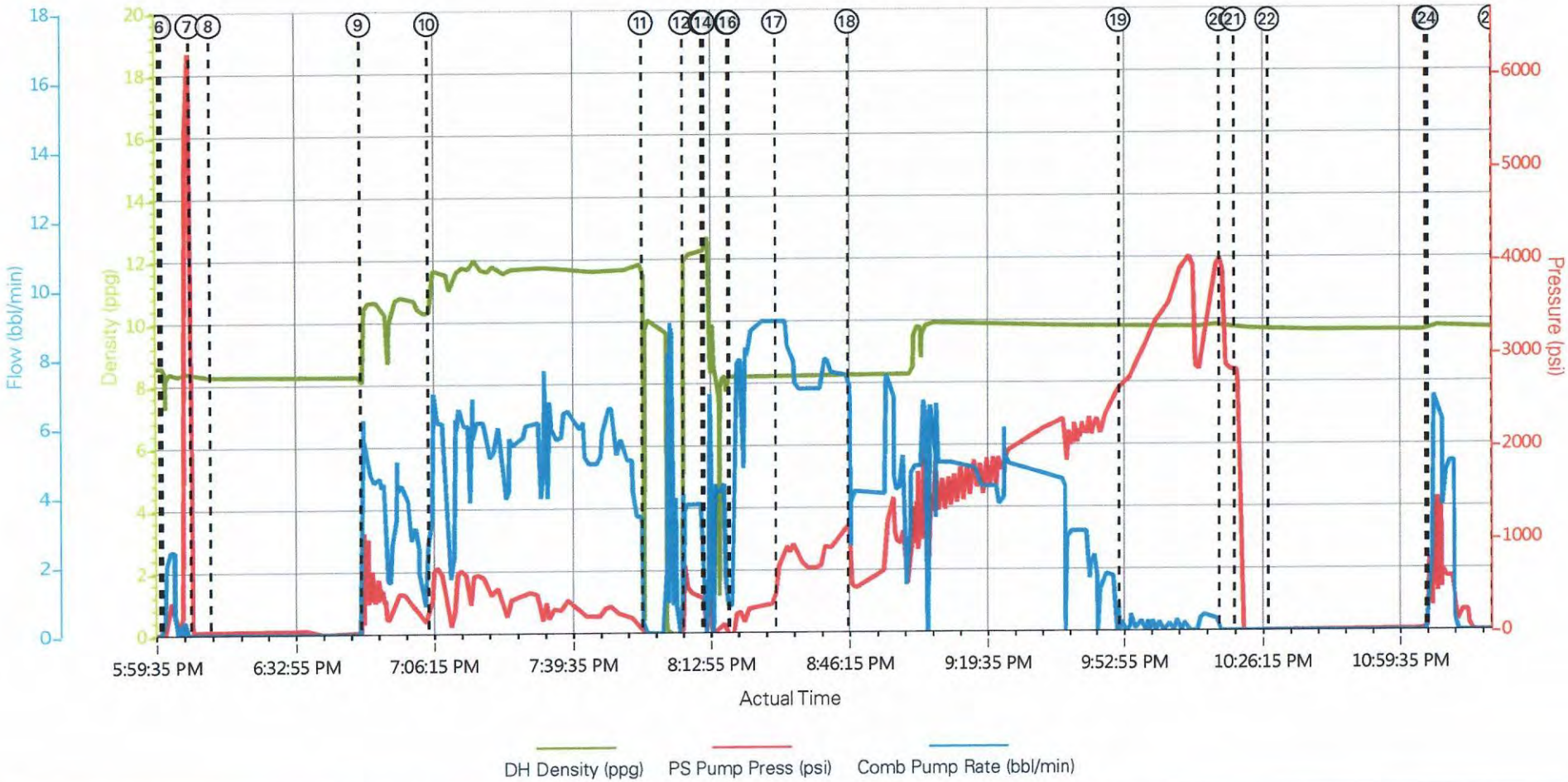

① Other n/a;n/a;n/a
② Other 0.1;5;0
③ Other 0.1;10.65;0
④ Safety Meeting - Pre Job 0.1;12.51;0
⑤ Start Job 8.58;-3;0
⑥ Pump Spacer 1 8.5;7;1.6
⑦ Test Lines 8.29;6;0
⑧ Other 8.28;28;0
⑨ Pump Spacer 2 10.6;785;4.9
⑩ Pump Lead Cement 11.67;311;3.6
⑪ Shutdown 10.11;-32;0
⑫ Pump Tail Cement 12.09;512;3.7
⑬ Shutdown 12.6;-15;0
⑭ Clean Lines 12.68;-33;0
⑮ Drop Top Plug 8.24;-39;0.8
⑯ Pump Displacement 8.24;-38;0.8
⑰ Displ Reached Cmnt 8.27;746.03;9
⑱ Other 8.27;606;4
⑲ Bump Plug 9.8;2696;0
20 Set Packer 9.83;3812;0
21 Other 9.76;2545;0
22 Drop Ball 9.68;1;0
23 Open Multiple Stage Cementer 9.69;706;1.3
24 Circulate Well 9.78;500;1.4
25 Pause 9.71;1;0

Custom Results 2nd Stage

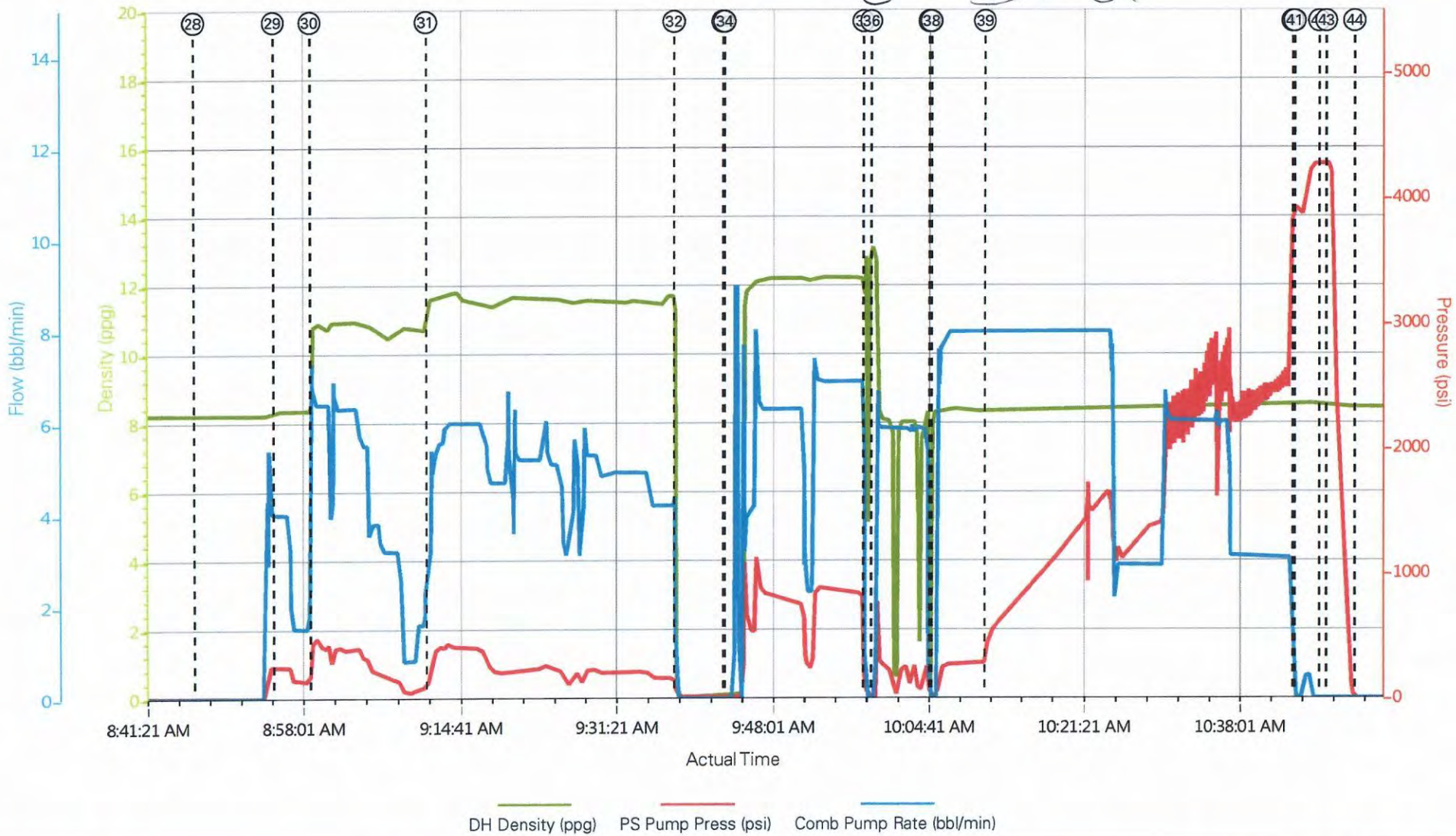

① Other n/a;n/a;n/a
② Other 0.1;5;0
③ Other 0.1;6.32;0
④ Safety Meeting - Pre Job 0.1;7.81;0
⑤ Start Job 8.58;-4;0
⑥ Pump Spacer 1 8.47;6;1.6
⑦ Test Lines 8.29;7;0
⑧ Other 8.28;28;0
⑨ Pump Spacer 2 10.59;164;4.9
⑩ Pump Lead Cement 11.67;303;3.6
⑪ Shutdown 10.12;-32;0
⑫ Pump Tail Cement 12.08;515;3.7
⑬ Shutdown 12.63;-12;0
⑭ Clean Lines 12.67;-33;0
⑮ Drop Top Plug 8.24;-39;0.8
⑯ Pump Displacement 8.24;-38;0.8
⑰ Displ Reached Cmnt 8.27;743.47;9
⑱ Other 8.27;613;4
⑲ Bump Plug 9.8;2695;0
20 Set Packer 9.83;3842;0
21 Other 9.75;2583;0
22 Drop Ball 9.69;1;0
23 Open Multiple Stage Cementer 9.67;674;1.3
24 Circulate Well 9.78;500;1.4
25 Pause 9.71;0.15;0
26 Other 9.78;12.14;0
27 Pre-Job Safety Meeting 10.09;65.17;0
28 Resume 8.23;1;0
29 Pump Spacer 1 8.33;252;4
30 Pump Spacer 2 10.86;464;6.4
31 Pump Lead Cement 11.59;142;2.5
32 Shutdown 0.05;29.75;0
33 Drop Plug 0.11;6;0
34 Pump Tail Cement 0.11
35 Shutdown 9.11;51;0
36 Clean Lines 13.09;13;0
37 Drop Top Plug 8.18;5;0
38 Pump Displacement 8.
39 Displ Reached Cmnt 8.
40 Close Multiple Stage C