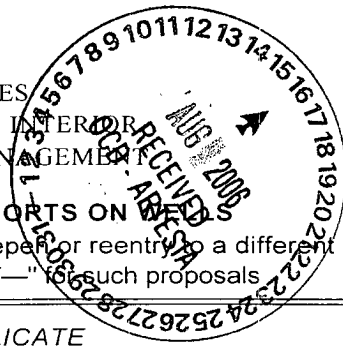


UNITED STATES
DEPARTMENT OF THE INTERIOR
BUREAU OF LAND MANAGEMENT



FORM APPROVED
Budget Bureau No. 1004-0135
Expires: March 31, 1993

SUNDRY NOTICES AND REPORTS ON

Do not use this form for proposals to drill or to deepen or reentry to a different reservoir.
Use "APPLICATION FOR PERMIT—" for such proposals

SUBMIT IN TRIPLICATE

1. Type of Well

☒ Oil Well ☐ Gas Well ☐ Other _____

2. Name of Operator

COG Operating LLC

3. Address and Telephone No.

550 W. Texas, Suite 1300 Midland, TX 79701 (432) 685-4372

4. Location of Well (Footage, Sec., T. R., M. or Survey Description)

330 FSL & 1650 FEL, Sec. 8 T18S R31E

5. Lease Designation and Serial No.

LC-070133

6. If Indian, Allottee or Tribe Name

7. If Unit or CA, Agreement Designation

8. Well Name and No.

VS Unit #101

9. API Well No.

30-015-05498

10. Field and Pool, or Exploratory Area

Shugart Yates 7RS QU GB

11. County or Parish, State

Eddy, NM

12. CHECK APPROPRIATE BOX(s) TO INDICATE NATURE OF NOTICE, REPORT, OR OTHER DATA

TYPE OF SUBMISSION

- ☒ Notice of Intent
☐ Subsequent Report
☐ Final Abandonment Notice

TYPE OF ACTION

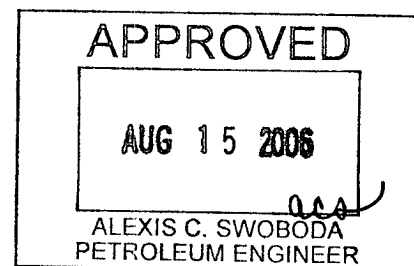
- ☒ Abandonment
☐ Recompletion
☐ Plugging Back
☐ Casing Repair
☐ Altering Casing
☐ Other _____
- ☐ Change of Plans
☐ New Construction
☐ Non-Routine Fracturing
☐ Water Shut-Off
☐ Conversion to Injection
☐ Dispose Water

(Note: Report results of multiple completion on Well Completion or Recompletion Report and Log form.)

13 Describe Proposed or Completed Operations (Clearly state all pertinent details, and give pertinent dates, including estimated date of starting any proposed work. If well is directionally drilled, give subsurface locations and measured and true vertical depths for all markers and zones pertinent to this work)*

1. Notify BLM 24 hours prior to starting plugging operations.
2. Set CIBP @ 3017' w/35' cement cap and circ hole with mud.
3. Perf and squeeze 100' cement plug from 1500-1400', 50 above and below bottom of salt.
4. Perf and squeeze 100' cement plug from 806-706', 50 above and below 8 5/8" casing shoe.
5. Set 10 sx surface plug.
6. Install dry hole marker.

**SEE ATTACHED FOR
CONDITIONS OF APPROVAL**



14. I hereby certify that the foregoing is true and correct

Signed *Jerry W. Shenell*

Title Production Clerk

Date 8/9/2006

(This space for Federal or State office use)

Approved by _____

Conditions of approval, if any: _____

Title _____

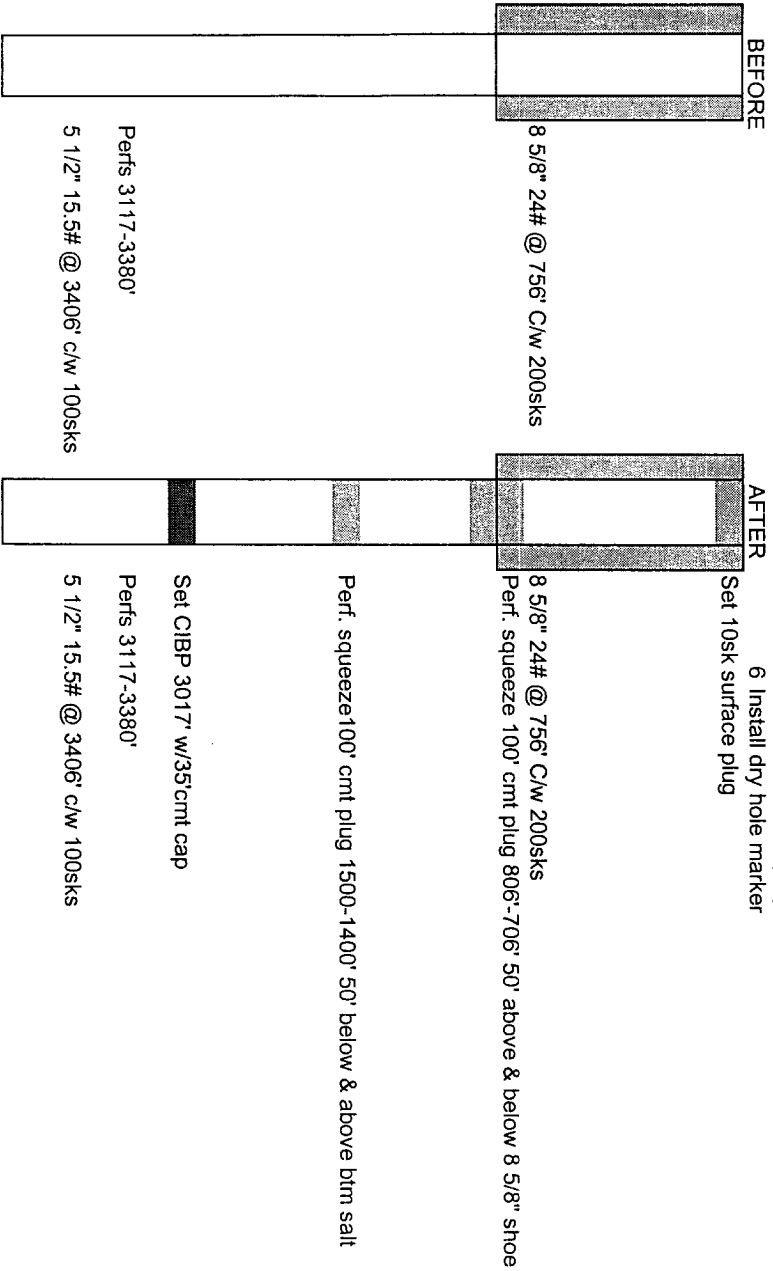
**Accepted for record
NMOCD**

COG OPERATING LLC

V S STATE 101

Sec 8 T18S R31E 330FSL 1650FEL

- 1 Notify BLM 24hrs of plugging
- 2 Set CIBP 3017' w/35cmt cap circ hole w/mud
- 3 Perf. squeeze 100' cmt plug 1500-1400' 50' below & above btm salt
- 4 Perf. squeeze 100' cmt plug 806-706' 50' above & below 8 5/8" shoe
- 5 Set 10sk surface plug
- 6 Install dry hole marker



Accepted for record
NMOCD