

Submit 5 Copies
Appropriate District Office
DISTRICT I
P.O. Box 1980, Hobbs, NM 88240

DISTRICT II
P.O. Drawer DD, Artesia, NM 88210

DISTRICT III
1000 Rio Brazos Rd., Aztec, NM 87410

State of New Mexico
Energy, Minerals and Natural Resources Department

OIL CONSERVATION DIVISION

P.O. Box 2088
Santa Fe, New Mexico 87504-2088

Form C-104
Revised 1-1-89
See Instructions
at Bottom of Page

AUG 10 1992

O. C. D.
OFFICE OF OIL CONSERVATION

REQUEST FOR ALLOWABLE AND AUTHORIZATION
TO TRANSPORT OIL AND NATURAL GAS

Operator CIBOLA ENERGY CORPORATION ✓	Well API No.
Address P. O. Box 1868 Albuquerque, NM 87103	
Reason(s) for Filing (Check proper box) New Well <input type="checkbox"/> Change in Transporter of: Recompletion <input type="checkbox"/> Oil <input checked="" type="checkbox"/> Dry Gas <input type="checkbox"/> Change in Operator <input type="checkbox"/> Casinghead Gas <input type="checkbox"/> Condensate <input type="checkbox"/>	
If change of operator give name and address of previous operator	

II. DESCRIPTION OF WELL AND LEASE

Lease Name DUNCAN FEDERAL	Well No. 2	Pool Name, Including Formation Wolf Lake San Andres	Kind of Lease State # Federal # #1111 #1111	Lease No. NM-12557
Location Unit Letter M : 330 Feet From The South Line and 990 Feet From The West Line Section 7 Township 9S Range 28E, NMPM, Chaves County				

III. DESIGNATION OF TRANSPORTER OF OIL AND NATURAL GAS

Name of Authorized Transporter of Oil <input checked="" type="checkbox"/> or Condensate <input type="checkbox"/> Petro Source Partners, Ltd.	Address (Give address to which approved copy of this form is to be sent) 9801 Westheimer; Suite 900; Houston TX 77042					
Name of Authorized Transporter of Casinghead Gas <input type="checkbox"/> or Dry Gas <input type="checkbox"/>	Address (Give address to which approved copy of this form is to be sent)					
If well produces oil or liquids, give location of tanks.	Unit M	Sec. 7	Twp. 9S	Rge. 28E	Is gas actually connected?	When ?

If this production is commingled with that from any other lease or pool, give commingling order number:

IV. COMPLETION DATA

Designate Type of Completion - (X)	Oil Well	Gas Well	New Well	Workover	Deepen	Plug Back	Same Res'v	Diff Res'v
Date Spudded	Date Compl. Ready to Prod.		Total Depth			P.B.T.D.		
Elevations (DF, RKB, RT, GR, etc.)	Name of Producing Formation		Top Oil/Gas Pay			Tubing Depth		
Perforations						Depth Casing Shoe		
TUBING, CASING AND CEMENTING RECORD								
HOLE SIZE	CASING & TUBING SIZE		DEPTH SET			SACKS CEMENT		

V. TEST DATA AND REQUEST FOR ALLOWABLE

OIL WELL (Test must be after recovery of total volume of load oil and must be equal to or exceed top allowable for this depth or be for full 24 hours.)


Date First New Oil Run To Tank	Date of Test	Producing Method (Flow, pump, gas lift, etc.)	
Length of Test	Tubing Pressure	Casing Pressure	Choke Size
Actual Prod. During Test	Oil - Bbls.	Water - Bbls.	Gas - MCF

GAS WELL

Actual Prod. Test - MCF/D	Length of Test	Bbls. Condensate/MMCF	Gravity of Condensate
Testing Method (pilot, back pr.)	Tubing Pressure (Shut-in)	Casing Pressure (Shut-in)	Choke Size

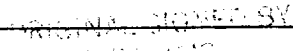

VI. OPERATOR CERTIFICATE OF COMPLIANCE

I hereby certify that the rules and regulations of the Oil Conservation Division have been complied with and that the information given above is true and complete to the best of my knowledge and belief.

Signature 
Thomas M. Kimball Landman
Printed Name
August 6, 1992 (505)-843-6762
Date Telephone No.

OIL CONSERVATION DIVISION

Date Approved AUG 12 1992

By 
Title 

INSTRUCTIONS: This form is to be filed in compliance with Rule 1104

- 1) Request for allowable for newly drilled or deepened well must be accompanied by tabulation of deviation tests taken in accordance with Rule 111.
- 2) All sections of this form must be filled out for allowable on new and recompleted wells.
- 3) Fill out only Sections I, II, III, and VI for changes of operator, well name or number, transporter, or other such changes.
- 4) Separate Form C-104 must be filed for each pool in multiply completed wells.