

NO. OF COPIES RECEIVED		5
DISTRIBUTION		
SANTA FE		/
FILE		/
U.S.G.S.		
LAND OFFICE		
TRANSPORTER	OIL	/
	GAS	/
OPERATOR		/
PRORATION OFFICE		

NEW MEXICO OIL CONSERVATION COMMISSION
REQUEST FOR ALLOWABLE
AND
AUTHORIZATION TO TRANSPORT OIL AND NATURAL GAS

Form C-104
Supersedes Old C-104 and C-110
Effective 1-1-65

RECEIVED

Operator		MAY 3 1965
Petroleum Corporation of Texas		
Address		O. C. C.
P. O. Box 752, Breckenridge, Texas		ARTESIA, OFFICE
Reason(s) for filing (Check proper box)		Other (Please explain)
New Well	<input type="checkbox"/>	Change in Transporter of:
Recompletion	<input type="checkbox"/>	Oil <input type="checkbox"/> Dry Gas <input type="checkbox"/>
Change in Ownership	<input type="checkbox"/>	Casinghead Gas <input type="checkbox"/> Condensate <input type="checkbox"/>
		Change of Operating Name effective May 1, 1965

If change of ownership give name and address of previous owner Graridge Corporation, P. O. Box 752, Breckenridge, Texas

II. DESCRIPTION OF WELL AND LEASE

Lease Name	Well No.	Pool Name, Including Formation	Kind of Lease
Berry "A" Federal #LC-054988(A)	2	Grayburg Jackson Grayburg San Andres	State, Federal or Fee Federal
Location			
Unit Letter	F	1650 Feet From The North Line and 1850 Feet From The West	
Line of Section	21	Township 17R Range 30E, NMPM, Eddy County	

III. DESIGNATION OF TRANSPORTER OF OIL AND NATURAL GAS

Name of Authorized Transporter of Oil <input checked="" type="checkbox"/> or Condensate <input type="checkbox"/>	Address (Give address to which approved copy of this form is to be sent)		
Texas-New Mexico Pipe Line Company	P. O. Box 1510, Midland, Texas		
Name of Authorized Transporter of Casinghead Gas <input checked="" type="checkbox"/> or Dry Gas <input type="checkbox"/>	Address (Give address to which approved copy of this form is to be sent)		
Skelly Oil Company	P. O. Box 1650, Tulsa 2, Oklahoma		
If well produces oil or liquids, give location of tanks.	Unit	Sec.	Twp. Rge.
		21	17R 30E
Is gas actually connected?	When		
Yes	March 26, 1962		

If this production is commingled with that from any other lease or pool, give commingling order number:

IV. COMPLETION DATA

Designate Type of Completion - (X)	Oil Well	Gas Well	New Well	Workover	Deepen	Plug Back	Same Res'v.	Diff. Res'v.
Date Spudded	Date Compl. Ready to Prod.		Total Depth			P.B.T.D.		
Pool	Name of Producing Formation		Top Oil/Gas Pay			Tubing Depth		
Perforations						Depth Casing Shoe		
TUBING, CASING, AND CEMENTING RECORD								
HOLE SIZE	CASING & TUBING SIZE		DEPTH SET			SACKS CEMENT		

V. TEST DATA AND REQUEST FOR ALLOWABLE OIL WELL (Test must be after recovery of total volume of load oil and must be equal to or exceed top allowable for this depth or be for full 24 hours)


Date First New Oil Run To Tanks	Date of Test	Producing Method (Flow, pump, gas lift, etc.)	
Length of Test	Tubing Pressure	Casing Pressure	Choke Size
Actual Prod. During Test	Oil-Bbls.	Water-Bbls.	Gas-MCF

GAS WELL


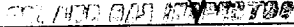
Actual Prod. Test-MCF/D	Length of Test	Bbls. Condensate/MMCF	Gravity of Condensate
Testing Method (pitot, back pr.)	Tubing Pressure	Casing Pressure	Choke Size

VI. CERTIFICATE OF COMPLIANCE

I hereby certify that the rules and regulations of the Oil Conservation Commission have been complied with and that the information given above is true and complete to the best of my knowledge and belief.


(Signature) Charles W. Smith
Office Manager
(Title)
May 1, 1965
(Date)

OIL CONSERVATION COMMISSION

APPROVED JUN 2 1965
BY 
TITLE 

This form is to be filed in compliance with RULE 1104.
If this is a request for allowable for a newly drilled or deepened well, this form must be accompanied by a tabulation of the deviation tests taken on the well in accordance with RULE 111.
All sections of this form must be filled out completely for allowable on new and recompleted wells.
Fill out Sections I, II, III, and VI only for changes of owner, well name or number, or transporter, or other such change of condition.
Separate Forms C-104 must be filed for each pool in multiply completed wells.