





SF-070724-A

 <b>BURLINGTON RESOURCES</b>					Distribution: Regulatory Accounting Well File Original: August 1, 2003																					
RECEIVED 070 FARMINGTON NM					Status PRELIMINARY <input type="checkbox"/> FINAL <input type="checkbox"/> REVISED <input checked="" type="checkbox"/>																					
Type of Completion NEW DRILL <input type="checkbox"/> RECOMPLETION <input type="checkbox"/> PAYADD <input type="checkbox"/> COMMINGLE <input checked="" type="checkbox"/>					Date: <b>10/10/2005</b> API No: 30045075640000 DHC#: R-10090																					
Well Name <b>ZACHRY</b>					Well No. <b>#11</b>																					
Unit Letter <b>M</b>	Section <b>10</b>	Township <b>T28N</b>	Range <b>R10W</b>	Footage	County, State <b>San Juan County, New Mexico</b>																					
Completion Date <b>7-10-55</b>		Test Method HISTORICAL <input type="checkbox"/> FIELD TEST <input type="checkbox"/> PROJECTED <input type="checkbox"/> OTHER <input checked="" type="checkbox"/>																								
<table border="1"> <thead> <tr> <th>FORMATION</th> <th>GAS</th> <th>PERCENT</th> <th>CONDENSATE</th> <th>PERCENT</th> </tr> </thead> <tbody> <tr> <td><b>Fruitland Coal</b></td> <td></td> <td><b>77%</b></td> <td></td> <td><b>77%</b></td> </tr> <tr> <td><b>Pictured Cliffs</b></td> <td></td> <td><b>23%</b></td> <td></td> <td><b>23%</b></td> </tr> <tr> <td></td> <td></td> <td></td> <td></td> <td></td> </tr> </tbody> </table>							FORMATION	GAS	PERCENT	CONDENSATE	PERCENT	<b>Fruitland Coal</b>		<b>77%</b>		<b>77%</b>	<b>Pictured Cliffs</b>		<b>23%</b>		<b>23%</b>					
FORMATION	GAS	PERCENT	CONDENSATE	PERCENT																						
<b>Fruitland Coal</b>		<b>77%</b>		<b>77%</b>																						
<b>Pictured Cliffs</b>		<b>23%</b>		<b>23%</b>																						
JUSTIFICATION OF ALLOCATION: These percentages are based upon a previously submitted allocation that calculated percentages based on a decline formula. The decline rates of both zones appear to have stabilized at this time. The above percentages are based on the most recent calculations and it is recommended that they be fixed going forward.																										
<table border="1"> <thead> <tr> <th>APPROVED BY</th> <th>TITLE</th> <th>DATE</th> </tr> </thead> <tbody> <tr> <td>           X             Jim Schlabaugh         </td> <td>Engineer</td> <td><b>10-12-05</b></td> </tr> <tr> <td>X</td> <td>Engineer</td> <td></td> </tr> </tbody> </table>							APPROVED BY	TITLE	DATE	X  Jim Schlabaugh	Engineer	<b>10-12-05</b>	X	Engineer												
APPROVED BY	TITLE	DATE																								
X  Jim Schlabaugh	Engineer	<b>10-12-05</b>																								
X	Engineer																									

**APPROVED**

NOV 09 2005

  
**FIELD MANAGER**
**NMOCD**