


Form 9-331a
(Feb. 1951)



(SUBMIT IN TRIPLICATE)

UNITED STATES
DEPARTMENT OF THE INTERIOR
GEOLOGICAL SURVEY

Land Office Santa Fe
Lease No. 24-3074 SF079995
Unit Santherston Federal
Unit

SUNDRY NOTICES AND REPORTS ON WELLS

NOTICE OF INTENTION TO DRILL.....	<input checked="" type="checkbox"/>	SUBSEQUENT REPORT OF WATER SHUT-OFF.....	
NOTICE OF INTENTION TO CHANGE PLANS.....		SUBSEQUENT REPORT OF SHOOTING OR ACIDIZING.....	
NOTICE OF INTENTION TO TEST WATER SHUT-OFF.....		SUBSEQUENT REPORT OF ALTERING CASING.....	
NOTICE OF INTENTION TO RE-DRILL OR REPAIR WELL.....		SUBSEQUENT REPORT OF RE-DRILLING OR REPAIR.....	
NOTICE OF INTENTION TO SHOOT OR ACIDIZE.....		SUBSEQUENT REPORT OF ABANDONMENT.....	
NOTICE OF INTENTION TO PULL OR ALTER CASING.....		SUPPLEMENTARY WELL HISTORY.....	
NOTICE OF INTENTION TO ABANDON WELL.....			

(INDICATE ABOVE BY CHECK MARK NATURE OF REPORT, NOTICE, OR OTHER DATA)

May 29, 1958

Well No. 1 is located 990 ft. from N line and 500 ft. from E line of sec. 19

NE 1/4 Sec. 19
(1/4 Sec. and Sec. No.)

26N
(Twp.)

2W
(Range)

T.M.P.M.
(Meridian)

Blanco M.V. & Piz. Cliffs
(Field)

Rio Arriba
(County or Subdivision)

New Mexico
(State or Territory)

The elevation of the derrick floor above sea level is 7977 ft. AST.

DETAILS OF WORK

(State names of and expected depths to objective sands; show sizes, weights, and lengths of proposed casings; indicate mudding jobs, cementing points, and all other important proposed work)

We propose to drill the above well to a Total Depth of 6200' with Rotary Tools. We expect to test the following zones at the following approximate depths if indicative of oil or gas show.

SAND
Pictured Cliff
Man Verde

EXPECTED TOP
3790'
6070'

We expect to test any other zones that appear productive of oil or gas.

CASING PROGRAM: To set approximately 300' of 10-3/4" Surface Casing w/approximately 300 lbs cement. To set approximately 4200' of 7-5/8" Intermediate Casing w/approximately 150 lbs cement. To set approximately 2200' of 5-1/2" liner w/approximately 200 lbs cement on bottom and will squeeze top of liner w/approximately 200 lbs cement. We propose to perforate and sand-water-free productive zones in the Pictured Cliffs and Man Verde zones for completion.

I understand that this plan of work must receive approval in writing by the Geological Survey before operation may be commenced.


Company Magnolia Petroleum Company

Address P. O. Box 2406

Albuquerque, New Mexico

By W. Young, Jr.

Title District Superintendent



NEW MEXICO OIL CONSERVATION COMMISSION

Well Location and Acreage Dedication Plat

Section A.

Date August 30, 1957

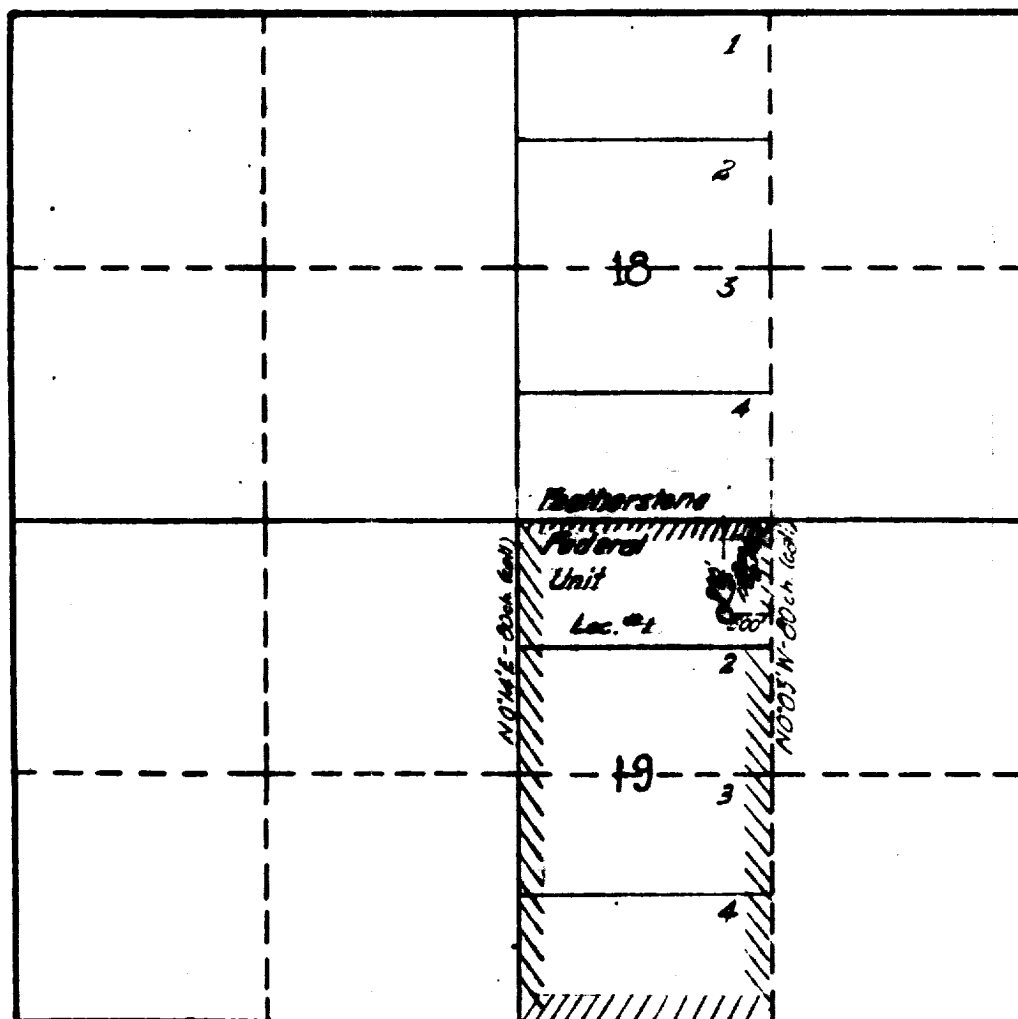
Operator MAGNOLIA PETROLEUM COMPANY Lease FEATHERSTONE-FEDERAL UNIT
Well No. 1 Unit Letter Section 19 Township 26N Range 2W NMPS
Located 500 Feet From East Line, 990 Feet From North Line
County Rio Arriba G. L. Elevation 7330 Dedicated Acreage 177.76 Acres
Name of Producing Formation Pictured Cliffs Pool Undesignated Pictured Cliffs Gas

1. Is the Operator the only owner in the dedicated acreage outlined on the plat below?
Yes No X
2. If the answer to question one is "no," have the interests of all the owners been consolidated by communitization agreement or otherwise? Yes X No If answer is "yes," Type of Consolidation Case No. 1331 Order No. R-1088
3. If the answer to question two is "no," list all the owners and their respective interests below:

Owner

Land Description

Section B.



RECEIVED
JULY 1957
U.S. GEOLOGICAL SURVEY
WASHINGTON, NEW MEXICO

This is to certify that the information in Section A above is true and complete to the best of my knowledge and belief.

Magnolia Petroleum Company
(Operator)

J. Young, Jr.
(Representative)

P. O. Box 2406, Hobbs, New Mex.
Address

This is to certify that the well location shown on the plat in Section B was plotted from field notes of actual surveys made by me or under my supervision and that the same is true and correct to the best of my knowledge and belief.

Date Surveyed May 15, 1957

Carl E. Turner
Registered Professional
Engineer and/or Land Surveyor.

Certificate No. 2490

NEW MEXICO OIL CONSERVATION COMMISSION

Well Location and Acreage Dedication Plat

Section A.

Date August 30, 1957

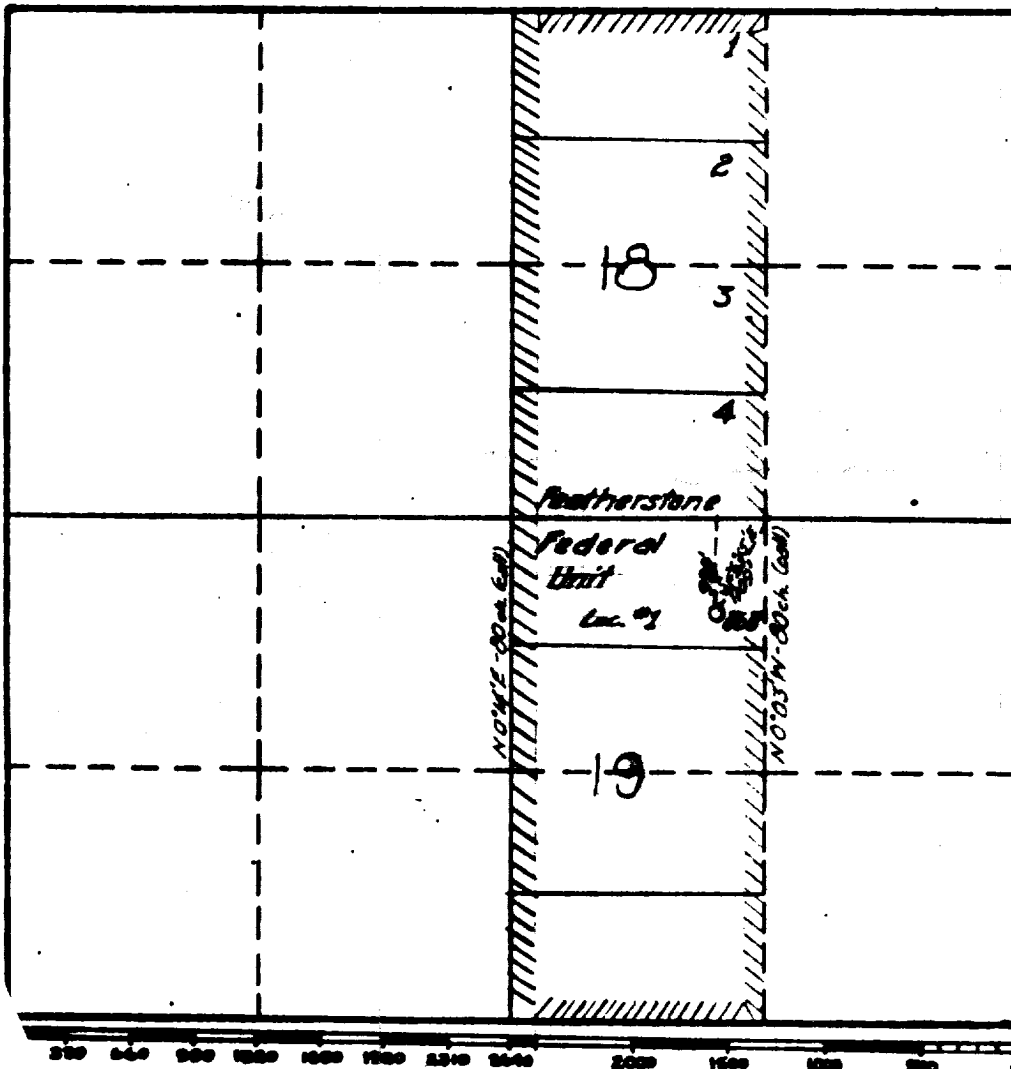
Operator MAGNOLIA PETROLEUM COMPANY Lease FEATHERSTONE-FEDERAL UNIT
Well No. 1 Unit Letter Section 19 Township 26N Range 2W NMPH
Located 500 Feet From East Line, 990 Feet From North Line
County Rio Arriba G. L. Elevation 7330 Dedicated Acreage 351.32 Acres
Name of Producing Formation Mesa Verde Pool Blanco

1. Is the Operator the only owner in the dedicated acreage outlined on the plat below?
Yes No X
2. If the answer to question one is "no," have the interests of all the owners been consolidated by communitization agreement or otherwise? Yes X No . If answer is "yes," Type of Consolidation Case No. 1331 Order No. R-1088
3. If the answer to question two is "no," list all the owners and their respective interests below:

Owner

Land Description

Section B.



RECEIVED
JUN 1 1958
U. S. GEOLOGICAL SURVEY
FARMINGTON

This is to certify that the information in Section A above is true and complete to the best of my knowledge and belief.

Magnolia Petroleum Company

(Operator)

[Signature]
(Representative)

P. O. Box 2406, Hobbs, New Mex.

Address

This is to certify that the well location shown on the plat in Section B was plotted from field notes of actual surveys made by me or under my supervision and that the same is true and correct to the best of my knowledge and belief.

Date Surveyed May 15, 1957

Carl E. Turner
Registered Professional
Engineer and/or Land Surveyor.

Certificate No. 2490

[illegible][illegible]

Journal of Management Education 30(6)p. 789-804
© The Author(s) 2006. Reprints and permissions:
<http://www.sagepub.com/journalsPermissions.nav>

Figure 1. The effect of the concentration of the *Agrobacterium* suspension on the transformation efficiency of *Agrobacterium* strains. The *Agrobacterium* strains were grown in the YEA medium for 24 h at 28°C. The cell concentration of the strains was adjusted to 1.0 × 10⁸ cells/ml. The cell suspension was mixed with the plant tissue and the transformation efficiency was determined. The results were expressed as the mean ± SD of three independent experiments. The different letters indicate significant differences ($P < 0.05$) by the Duncan's multiple range test.

[illegible]

the 1990s, the number of people in the United States who are 65 years of age or older has increased by 50 percent, and the number of people 75 years of age or older has increased by 100 percent. The number of people 85 years of age or older has increased by 200 percent. The number of people 95 years of age or older has increased by 400 percent. The number of people 100 years of age or older has increased by 1,000 percent. The number of people 105 years of age or older has increased by 2,000 percent. The number of people 110 years of age or older has increased by 4,000 percent. The number of people 115 years of age or older has increased by 8,000 percent. The number of people 120 years of age or older has increased by 16,000 percent. The number of people 125 years of age or older has increased by 32,000 percent. The number of people 130 years of age or older has increased by 64,000 percent. The number of people 135 years of age or older has increased by 128,000 percent. The number of people 140 years of age or older has increased by 256,000 percent. The number of people 145 years of age or older has increased by 512,000 percent. The number of people 150 years of age or older has increased by 1,024,000 percent. The number of people 155 years of age or older has increased by 2,048,000 percent. The number of people 160 years of age or older has increased by 4,096,000 percent. The number of people 165 years of age or older has increased by 8,192,000 percent. The number of people 170 years of age or older has increased by 16,384,000 percent. The number of people 175 years of age or older has increased by 32,768,000 percent. The number of people 180 years of age or older has increased by 65,536,000 percent. The number of people 185 years of age or older has increased by 131,072,000 percent. The number of people 190 years of age or older has increased by 262,144,000 percent. The number of people 195 years of age or older has increased by 524,288,000 percent. The number of people 200 years of age or older has increased by 1,048,576,000 percent. The number of people 205 years of age or older has increased by 2,097,152,000 percent. The number of people 210 years of age or older has increased by 4,194,304,000 percent. The number of people 215 years of age or older has increased by 8,388,608,000 percent. The number of people 220 years of age or older has increased by 16,777,216,000 percent. The number of people 225 years of age or older has increased by 33,554,432,000 percent. The number of people 230 years of age or older has increased by 67,108,864,000 percent. The number of people 235 years of age or older has increased by 134,217,728,000 percent. The number of people 240 years of age or older has increased by 268,435,456,000 percent. The number of people 245 years of age or older has increased by 536,870,912,000 percent. The number of people 250 years of age or older has increased by 1,073,741,824,000 percent. The number of people 255 years of age or older has increased by 2,147,483,648,000 percent. The number of people 260 years of age or older has increased by 4,294,967,296,000 percent. The number of people 265 years of age or older has increased by 8,589,934,592,000 percent. The number of people 270 years of age or older has increased by 17,179,869,184,000 percent. The number of people 275 years of age or older has increased by 34,359,738,368,000 percent. The number of people 280 years of age or older has increased by 68,719,476,736,000 percent. The number of people 285 years of age or older has increased by 137,438,953,472,000 percent. The number of people 290 years of age or older has increased by 274,877,906,944,000 percent. The number of people 295 years of age or older has increased by 549,755,813,888,000 percent. The number of people 300 years of age or older has increased by 1,099,511,627,776,000 percent. The number of people 305 years of age or older has increased by 2,199,023,255,552,000 percent. The number of people 310 years of age or older has increased by 4,398,046,511,104,000 percent. The number of people 315 years of age or older has increased by 8,796,093,022,208,000 percent. The number of people 320 years of age or older has increased by 17,592,186,044,416,000 percent. The number of people 325 years of age or older has increased by 35,184,372,088,832,000 percent. The number of people 330 years of age or older has increased by 70,368,744,177,664,000 percent. The number of people 335 years of age or older has increased by 140,737,488,355,328,000 percent. The number of people 340 years of age or older has increased by 281,474,976,710,656,000 percent. The number of people 345 years of age or older has increased by 562,949,953,421,312,000 percent. The number of people 350 years of age or older has increased by 1,125,899,906,842,624,000 percent. The number of people 355 years of age or older has increased by 2,251,799,813,685,248,000 percent. The number of people 360 years of age or older has increased by 4,503,599,627,370,496,000 percent. The number of people 365 years of age or older has increased by 9,007,199,254,740,992,000 percent. The number of people 370 years of age or older has increased by 18,014,398,509,481,984,000 percent. The number of people 375 years of age or older has increased by 36,028,797,018,963,968,000 percent. The number of people 380 years of age or older has increased by 72,057,594,037,927,936,000 percent. The number of people 385 years of age or older has increased by 144,115,188,075,855,872,000 percent. The number of people 390 years of age or older has increased by 288,230,376,151,711,744,000 percent. The number of people 395 years of age or older has increased by 576,460,752,303,423,488,000 percent. The number of people 400 years of age or older has increased by 1,152,921,504,606,846,976,000 percent. The number of people 405 years of age or older has increased by 2,305,843,009,213,693,952,000 percent. The number of people 410 years of age or older has increased by 4,611,686,018,427,387,904,000 percent. The number of people 415 years of age or older has increased by 9,223,372,036,854,775,808,000 percent. The number of people 420 years of age or older has increased by 18,446,744,073,709,551,616,000 percent. The number of people 425 years of age or older has increased by 36,893,488,147,419,103,232,000 percent. The number of people 430 years of age or older has increased by 73,786,976,294,838,206,464,000 percent. The number of people 435 years of age or older has increased by 147,573,952,589,676,412,928,000 percent. The number of people 440 years of age or older has increased by 295,147,905,179,352,825,856,000 percent. The number of people 445 years of age or older has increased by 590,295,810,358,705,651,712,000 percent. The number of people 450 years of age or older has increased by 1,180,591,620,717,411,303,424,000 percent. The number of people 455 years of age or older has increased by 2,361,183,241,434,822,606,848,000 percent. The number of people 460 years of age or older has increased by 4,722,366,482,869,645,213,696,000 percent. The number of people 465 years of age or older has increased by 9,444,732,965,739,290,427,392,000 percent. The number of people 470 years of age or older has increased by 18,889,465,931,478,580,854,784,000 percent. The number of people 475 years of age or older has increased by 37,778,931,862,957,161,709,568,000 percent. The number of people 480 years of age or older has increased by 75,557,863,725,914,323,419,136,000 percent. The number of people 485 years of age or older has increased by 151,115,727,451,828,646,838,272,000 percent. The number of people 490 years of age or older has increased by 302,231,454,903,657,293,676,544,000 percent. The number of people 495 years of age or older has increased by 604,462,909,807,314,587,353,088,000 percent. The number of people 500 years of age or older has increased by 1,208,925,819,614,629,174,706,176,000 percent. The number of people 505 years of age or older has increased by 2,417,851,639,229,258,349,412,352,000 percent. The number of people 510 years of age or older has increased by 4,835,703,278,458,516,698,824,704,000 percent. The number of people 515 years of age or older has increased by 9,671,406,556,917,033,397,649,408,000 percent. The number of people 520 years of age or older has increased by 19,342,813,113,834,066,795,298,816,000 percent. The number of people 525 years of age or older has increased by 38,685,626,227,668,133,590,597,632,000 percent. The number of people 530 years of age or older has increased by 77,371,252,455,336,267,181,195,264,000 percent. The number of people 535 years of age or older has increased by 154,742,504,910,672,534,362,390,528,000 percent. The number of people 540 years of age or older has increased by 309,485,009,821,345,068,724,781,056,000 percent. The number of people 545 years of age or older has increased by 618,970,019,642,690,137,449,562,112,000 percent. The number of people 550 years of age or older has increased by 1,237,940,039,285,380,274,899,124,224,000 percent. The number of people 555 years of age or older has increased by 2,475,880,078,570,760,549,798,248,448,000 percent. The number of people 560 years of age or older has increased by 4,951,760,157,141,521,099,596,496,896,000 percent. The number of people 565 years of age or older has increased by 9,903,520,314,283,042,199,193,993,792,000 percent. The number of people 570 years of age or older has increased by 19,807,040,628,566,084,398,387,987,584,000 percent. The number of people 575 years of age or older has

RECEIVED
JAN 10 1968

The image is a high-contrast, black and white scan of a document page. It is heavily degraded with noise and artifacts. A prominent vertical line runs down the center of the page. There are several small, dark, irregular shapes scattered across the page, possibly representing text or markings. The image is mostly blank, with a large black area in the bottom right corner.