

UNITED STATES
DEPARTMENT OF THE INTERIOR
BUREAU OF LAND MANAGEMENT

FORM APPROVED
OMB No. 1004-0135
Expires: November 30, 2000

SUNDRY NOTICES AND REPORTS ON WELLS

Do not use this form for proposals to drill or to re-enter an abandoned well. Use Form 3160-3 (APD) for such proposals.

SUBMIT IN TRIPLICATE - Other Instructions on reverse

1. Type of Well

☐ Oil Well

☒ Gas Well

☐ Other

2. Name of Operator

LOUIS DREYFUS NATURAL GAS CORP.

3a. Address

Suite 600

14000 QUAIL SPGS PKWY, OKLA CITY, OK 73134

3b. Phone No. (Area code)

405-749-1300

4. Location of Well (Footage, Sec., T., R., M., or Survey Description)

1190' FNL & 950' FWL, (UL D) Sec. 1-27N-12W

5. Lease Serial No.

NMSF-079116

6. If Indian, Allottee or Tribe Name

7. If Unit or CA/Agreement, Name and/or No.

8. Well Name and No.

Hancock 5R

9. API Well No.

30-045-30038

10. Field and Pool, or Exploratory Area

Kutz W. - Pictured Cliffs

11. County or Parish, State

San Juan, NM

12. CHECK APPROPRIATE BOX(ES) TO INDICATE NATURE OF NOTICE, REPORT OR OTHER DATA

TYPE OF SUBMISSION

☒ Notice of Intent

☐ Subsequent Report

☐ Final Abandonment Notice

TYPE OF ACTION

☐ Acidize

☐ Altering Casing

☐ Casing Repair

☐ Change Plans

☐ Convert to Injection

☐ Deepen

☐ Fracture Treat

☐ New Construction

☐ Plug and Abandon

☐ Plug Back

☐ Production (Start/Resume)

☐ Reclamation

☐ Recomplete

☐ Temporarily Abandon

☐ Water Disposal

☐ Water Shut-Off

☐ Well Integrity

☒ Other

Change casing size.

13. Describe Proposed or Completed Operation (clearly state all pertinent details, including estimated starting date of any proposed work and approximate duration thereof. If the proposal is to deepen directionally or recompleat horizontally, give subsurface locations and measured and true vertical depths of all pertinent markers and zones. Attach the Bond under which the work will be performed or provide the Bond No. on file with BLM/BIA. Required subsequent reports shall be filed within 30 days following completion of the involved operations. If the operation results in a multiple completion or recompleat in a new interval, a Form 3160-4 shall be filed once testing has been completed. Final Abandonment Notices shall be filed only after all requirements, including reclamation, have been completed and the operator has determined that the site is ready for final inspection.)

1. Drill 8 3/4" hole to \pm 120'. Set 7" J-55 26# csg. @ TD, circulate cement to surface w/100 sx. Cl. H + CaC12 + .25#/sk. Cello-Seal.

2. Drill 6 1/4" hole to \pm 2000'. Set 4 1/2" J-55 11.6# csg. @ TD. Cement w/200 sx. Halco Light + 5#/sk. Gilsonite + 1/4#/sk. Floccelle followed by 100 sx. 50/50/POZ A + 2% Gel + 0.5 Halad-322. Circulate cement to surface.

See attached BOP Program, Rig Plat and Equipment list.

14. I hereby certify that the foregoing is true and correct

Name (Printed/Typed)

Carla Christian

Title Regulatory Technician

Signature

Carla Christian

Date

6-Feb-01

THIS SPACE FOR FEDERAL OR STATE OFFICE USE

Approved by

/s/ Jim Lovato

Title

Team Lead, Petroleum Management

Date

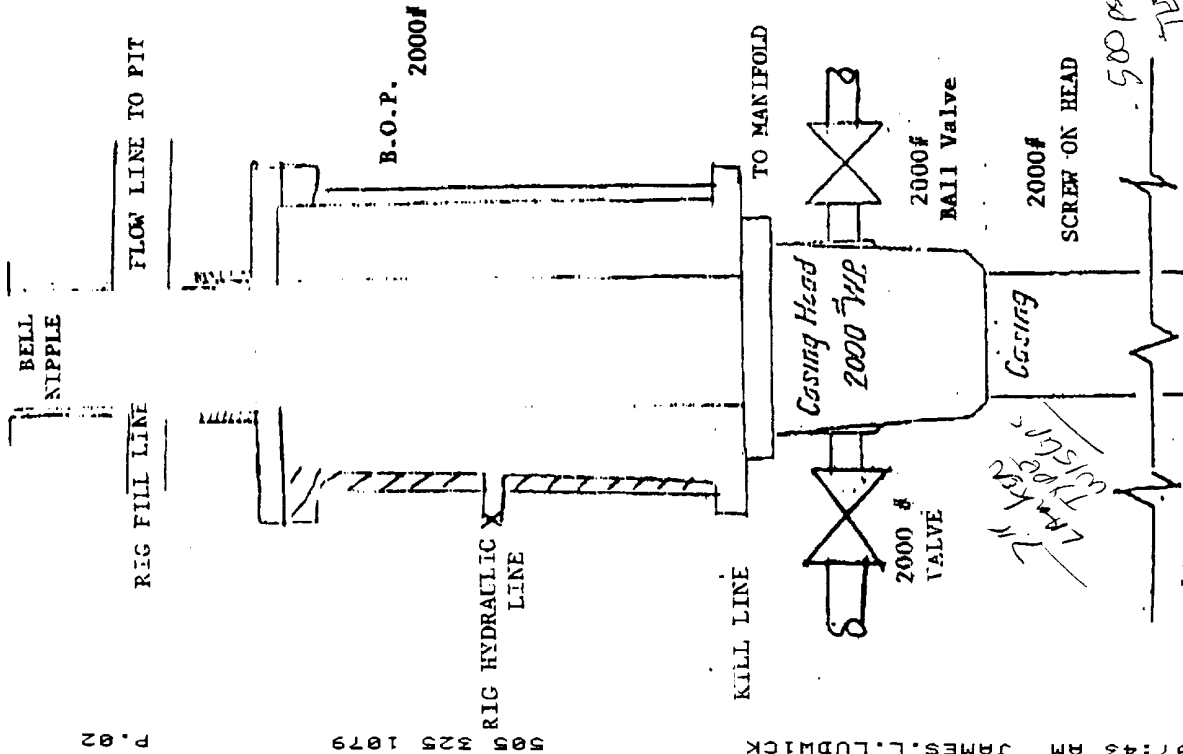
FEB 12 2001

Conditions of approval, if any, are attached. Approval of this notice does not warrant or certify that the applicant holds legal or equitable title to those rights in the subject lease which would entitle the applicant to conduct operations thereon.

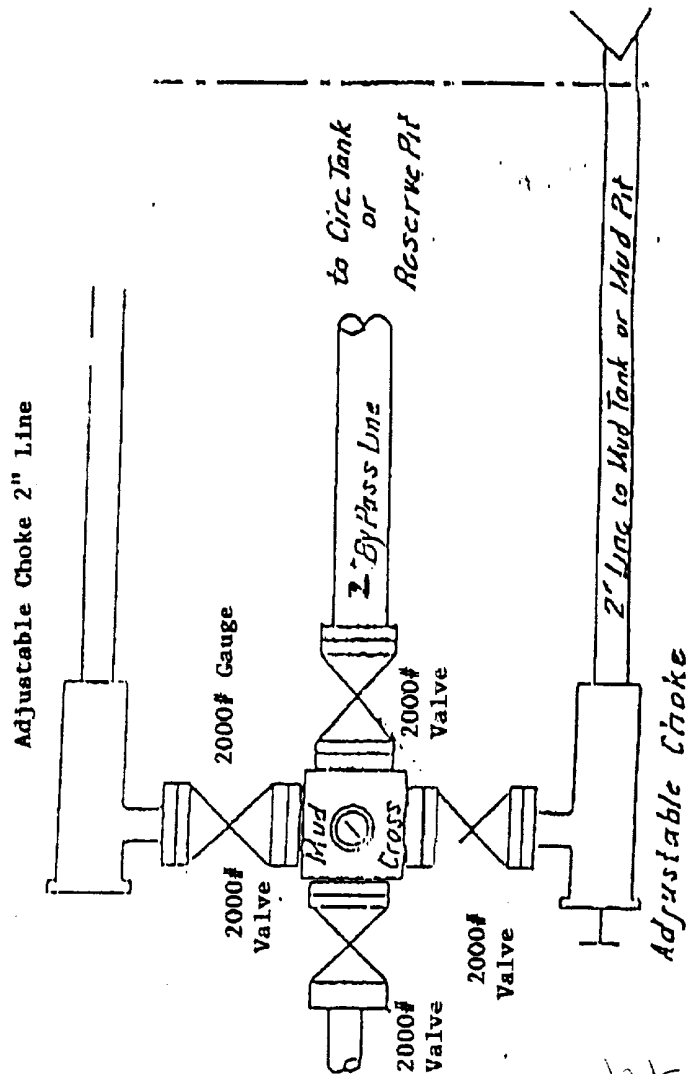
Office

Title 18 U.S.C. Section 1001 and Title 43 U.S.C. Section 1212, makes it a crime for any person knowingly and willfully to make to any department or agency of the United States any false, fictitious or fraudulent statements or representations as to any matter within its jurisdiction.

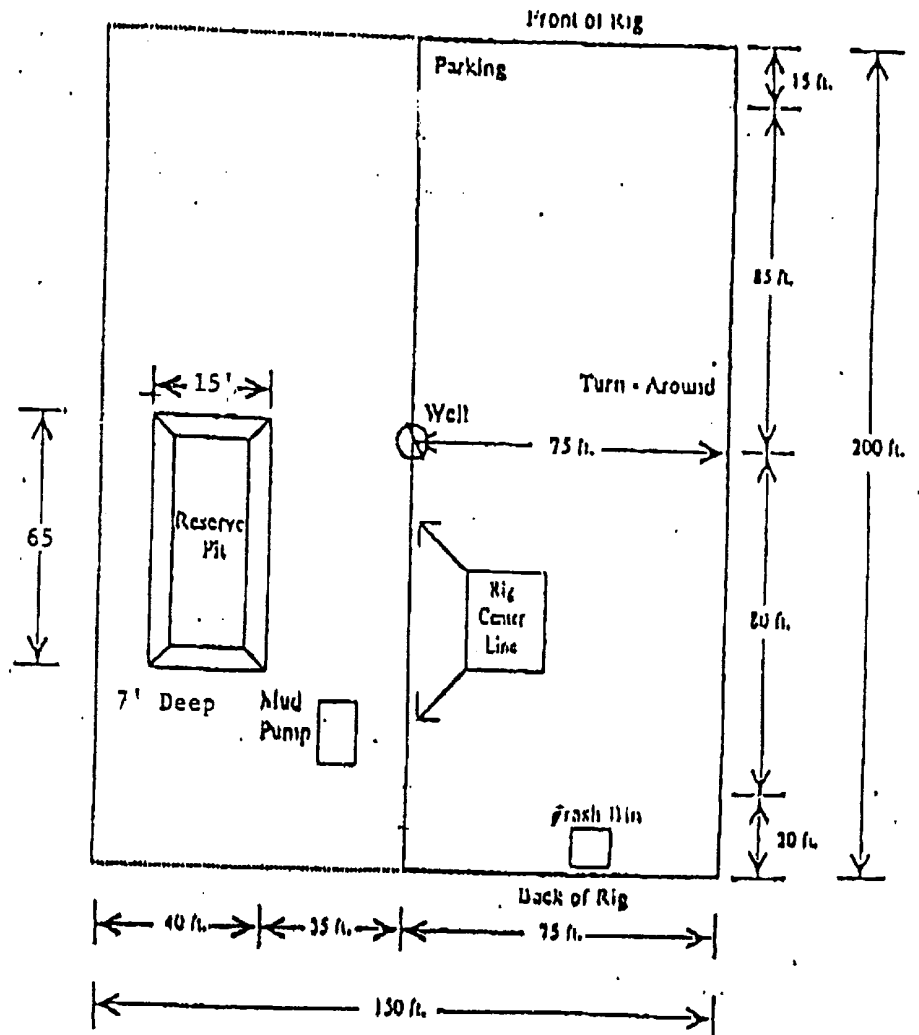
NMOCD



- Notes:
1. Length of Kelly does not allow enough room for a Kelly Cock.
 2. All Fittings will be screw on fitting types. (Valves, Nipples and T's)
 3. All Fittings, B.O.P. & Surface Casing will be pressure tested to 500 pds. prior to drilling from surface pipe.



** 2000# Rubber hose will be used from Well Head to Manifold & from Well Head to Kill Line.



The size, shape, arrangement, and configuration of the well pad and equipment may vary depending on many variables at the well site.

L & B Speed Drill, Inc.

P.O. BOX 70 • FARMINGTON, NEW MEXICO 87499-0070 • (505) 325-1079

EQUIPMENT LIST: RIG #1

RIG - Trailer Mounted 3000 Failing
Powered by two 471 G.M.C.'s

PUMP - Gardner Denver mud pump 5X10 powered by Rig.
PUMP - Gaso 5X8 powered by 471 G.M.C.

Drill String 3 1/2 1330#, range 2

Drill Collars (7) 4 3/4 ", range 2

3 1/2" I.F. connections
