

State of New Mexico  
Energy, Minerals and Natural Resources Department  
Oil Conservation Division

Sundry Notices and Reports on Wells

1. Type of Well  
GAS

2. Name of Operator  
**BURLINGTON  
RESOURCES** OIL & GAS COMPANY

3. Address & Phone No. of Operator  
PO Box 4289, Farmington, NM 87499 (505) 326-9700

4. Location of Well, Footage, Sec., T, R, M  
1090' FNL, 1725' FEL, Sec. 16, T-32-N, R-7-W, NMMPM, San Juan County, NM

API # (assigned by OCD)  
30-045-28958

5. Lease Number

6. State Oil & Gas Lease #  
E-503

7. Lease Name/Unit Name  
Allison Unit

8. Well No.  
#5R

9. Pool Name or Wildcat  
Blanco Mesaverde


10. Elevation:

**RECEIVED**  
MAY 25 1999  
OIL CON. DIV.  
DIST. 3

| Type of Submission                                   | Type of Action  |
|--|---|
| <input checked="" type="checkbox"/> Notice of Intent | <input type="checkbox"/> Abandonment <input type="checkbox"/> Change of Plans             |
| <input type="checkbox"/> Subsequent Report           | <input type="checkbox"/> Recompletion <input type="checkbox"/> New Construction           |
| <input type="checkbox"/> Final Abandonment           | <input type="checkbox"/> Plugging Back <input type="checkbox"/> Non-Routine Fracturing    |
|  | <input type="checkbox"/> Casing Repair <input type="checkbox"/> Water Shut off            |
|  | <input type="checkbox"/> Altering Casing <input type="checkbox"/> Conversion to Injection |
|  | <input checked="" type="checkbox"/> Other - Clean Out                                     |

13. Describe Proposed or Completed Operations

It is intended to clean out the subject well according to the attached procedure.

SIGNATURE  Regulatory Administrator May 21, 1999

trc

(This space for State Use)


Approved by ORIGINAL SIGNED BY CHARLIE T. PERRIN Title DEPUTY OIL & GAS INSPECTOR, DIST. #3 Date MAY 25 1999

**Allison Unit #5R**  
**Blanco Mesaverde DPNO: 3691601**  
**1090' FNL, 1725' FEL**  
**Unit B, Section 16, T-32-N, R-07-W**  
**Latitude: 36° 59.06616', Longitude: 107° 34.13724'**


**Clean-Out Procedure**

1. Hold safety meeting. Comply with all NMOCD, BLM and Burlington safety and environmental regulations. Test rig anchors and build blow pit prior to moving in rig. **Notify BROG Regulatory (Peggy Bradfield 326-9727) and the appropriate Regulatory Agency prior to pumping any cement job. If an unplanned cement job is required, approval is required before the job can be pumped. If verbal approval is obtained, document approval in DIMS/WIMS. Allow as much time as possible prior to pump time in case the Agency decides to witness the cement job.**
2. MOL and RU workover rig. Hold daily safety meetings. Obtain and record all wellhead pressures. NU relief line. Blow well down and kill with 2% KCL water if necessary. ND WH and NU BOP with stripping head. Test and record operation of BOP rams. Have wellhead and valves serviced as necessary. Test secondary seal and replace/install as necessary.
3. 2-3/8" tubing is set at 6018'. Release donut, pick up additional joints of tubing and tag bottom. (Record depth.) PBTD should be at +/-6143'. TOOH with tubing. Visually inspect tubing for corrosion and replace any bad joints. Check tubing for scale build-up and notify Operations Engineer.
4. If fill is encountered, TIH with 3-7/8" bit, bit sub and watermelon mill on 2-3/8" tubing and round trip to below perforations, cleaning out with air/mist. **NOTE: When using air/mist, minimum mist rate is 12 bph.** If scale is present, contact Operations Engineer to determine methodology for removing scale from casing and perforations.
5. TIH with one joint of 2-3/8" tubing with an expendable check on bottom and a seating nipple one joint off bottom then 1/2 of the 2-3/8" production tubing. Run a broach on sandline to insure that the tubing is clear. TIH with remaining 2-3/8" tubing and then broach this tubing. Replace any bad joints. CO to PBTD with air/mist. PU above the perforations and flow the well naturally, making short trips for clean up when necessary.
6. Land tubing at ±6018'. ND BOP and NU WH. Pump off expendable check. Connect to casing and circulate air to assure that expendable check has pumped off. Obtain pitot gauge up the tubing. If well will not flow up the tubing, make swab run to SN. RD and MOL. Return well to production.

Recommended:

  
Operations Engineer

Approved:

 5-21-99  
Drilling Superintendent

Operations Engineer:

Mike Haddenham  
BR Office - 326-9577  
Pager - 327-8427  
Home - 326-3102

MDH/amm  
5/12/99