

2025 ANNUAL GROUNDWATER MONITORING REPORT

Vacuum to Jal 14" Mainline #3

Lea County, New Mexico

UL-A, Section 35, T21S, R37E

NMOCD No.: 1R-455

Plains SRS No.: 2003-00117

Incident No. nAPP2108846856

PREPARED FOR



PLAINS
PIPELINE, L.P.

333 Clay Street, Suite 1900
Houston, Texas 77002

PREPARED BY

ENTECH CONSULTING CORPORATION

21 WATERWAY AVE., SUITE 300

THE WOODLANDS, TEXAS 77380

281.362.2714

Project No. PAA12014

March 27, 2026

BILL GOLDSBY, P.G.
SENIOR PROJECT MANAGER

CHAN PATEL
SENIOR PROJECT MANAGER

Table of Contents

1.0 EXECUTIVE SUMMARY.....1

2.0 INTRODUCTION AND OBJECTIVES.....3

2.1 OBJECTIVES AND SITE INFORMATION3

2.2 PREVIOUS REMEDIAL RESPONSES AND ENVIRONMENTAL INVESTIGATIONS3

2.3 REGULATORY FRAMEWORK.....4

3.0 GROUNDWATER ASSESSMENT AND RESULTS.....6

3.1 GROUNDWATER SAMPLING METHODOLOGY6

3.2 GROUNDWATER GAUGING7

3.3 GROUNDWATER GRADIENT AND FLOW DIRECTION.....7

3.4 GROUNDWATER ANALYTICAL RESULTS7

3.5 GROUNDWATER WASTE DISPOSAL10

4.0 PSH RECOVERY.....11

4.1 PSH RECOVERY METHODOLOGY11

4.2 PSH RECOVERY VIA PUMPING AND MANUAL BAILING11

4.3 RECOVERY SYSTEM INSTALLATION.....12

4.4 PSH WASTE DISPOSAL.....13

5.0 MONITORED NATURAL ATTENUATION.....14

5.1 REGULATORY FRAMEWORK FOR MONITORED NATURAL ATTENUATION14

5.2 PLUME STABILITY AND MONITORED NATURAL ATTENUATION15

5.3 PLOEs.....15

5.4 MANN KENDALL TREND TEST16

6.0 FINDINGS AND RECOMENDATIONS18

7.0 LIMITATIONS20

FIGURES

- Figure 1 Site Location Map
- Figure 2 Site Map
- Figure 3A 1st Quarter 2025 – Groundwater Gradient Map, March 11, 2025
- Figure 3B 2nd Quarter 2025 - Groundwater Gradient Map, June 3, 2025
- Figure 3C 3rd Quarter 2025 – Groundwater Gradient Map, August 4-5, 2025
- Figure 3D 4th Quarter 2025 – Groundwater Gradient Map, November 3, 2025

- Figure 4 Groundwater Analytical Map
- Figure 5 2015 – Benzene Isopleth Map
- Figure 6 2016 – Benzene Isopleth Map
- Figure 7 2017 – Benzene Isopleth Map
- Figure 8 2018 – Benzene Isopleth Map
- Figure 9 2019 – Benzene Isopleth Map
- Figure 10 2020 – Benzene Isopleth Map
- Figure 11 2021 – Benzene Isopleth Map
- Figure 12 2022 – Benzene Isopleth Map
- Figure 13 2023 – Benzene Isopleth Map
- Figure 14 2024 – Benzene Isopleth Map
- Figure 15 2025 – Benzene Isopleth Map

TABLES

- Table 1 2021-2025 Quarterly Groundwater Elevation Data
- Table 2 2021-2025 Groundwater Analytical Results
- Table 3 PAH Groundwater Analytical Results
- Table 4 2019-2025 PSH and Dissolved Phase Groundwater Recovery Data

APPENDICES

- Appendix A 2025 Laboratory Analytical Data
- Appendix B Mann-Kendall Trend Test
- Appendix C 2018-2025 Historical Monitor Well Survey Data and Groundwater Elevation
- Appendix D 2005-2025 Historical Monitor Well Survey Data and Groundwater Elevation
- Appendix E Historical Groundwater Analytical Results

1.0 EXECUTIVE SUMMARY

EnTech Consulting Corporation (EnTech) has prepared this 2025 Annual Report on behalf of Plains Pipeline, L.P. (Plains) to provide a summary of results from groundwater gauging and sampling conducted from January 1 through December 31, 2025 (reporting period) at the Plains Vacuum to Jal 14" Mainline #3 (Site) located in unit letter A, NE $\frac{1}{4}$ of the NE $\frac{1}{4}$, Section 35, Township 21S, Range 37E, Lea County, New Mexico. The release of approximately three (3) barrels of crude oil into the subsurface occurred on May 8, 2003. The pipeline was owned by EOTT Energy LLC (EOTT) at the time of the release and is currently owned by Plains.

Activities conducted at the Site during the reporting period consisted of gauging wells for groundwater levels, determining the presence or absence of phase-separated hydrocarbons (PSH), and recovery of product using the recovery system installed at the Site in 2014, as well as manual recovery via absorbent socks, hand bailing, and submersible pumps. Groundwater sampling of PSH-free monitor and recovery wells was also completed to evaluate the extent of the dissolved-phase hydrocarbon plume.

Based on the activities completed during the 2025 reporting period, the following findings are presented:

- Groundwater flow in the uppermost groundwater-bearing unit is to the east-southeast, ranging from 0.0034 to 0.0038 foot/feet (ft/ft), as measured between wells MW-4 and MW-7.
- Monitor and recovery wells RW-3 (only on January 29, 2025), and IW-1 through IW-3 were observed to contain a measurable PSH thickness or hydrocarbon sheen during at least one (1) quarterly sampling event or bi-monthly recovery events in 2025.
- A review of the 2025 analytical results indicates nondetectable concentrations of benzene, toluene, ethylbenzene, and total xylenes (BTEX) or detectable BTEX concentrations in 2025 that occurred at levels below the New Mexico Oil Conservation Division (NMOCD) remediation criteria for all wells sampled during all four quarters. This indicates the weathered PSH is not releasing BTEX concentration into groundwater above NMOCD remediation criteria.
- A review of the 2025 Polynuclear Aromatic Hydrocarbons (PAH) analytical results shows that only the concentration of total methylnaphthalene is above the NMOCD remediation criteria in the groundwater sample collected from recovery well IW-3. This indicates the weathered PSH is not releasing PAH compounds at concentrations above NMOCD remediation criteria into groundwater with the exception of the one compound total methylnaphthalene.

- PSH recovered by manual methods from wells (MW-1, RW-1, RW-2, RW-4, and RW-5) and generated by the automated recovery system and manual recovery in wells (RW-3 and IW-1 through IW-3) continued during 2025. The estimated quantity of PSH recovered from wells exhibiting PSH during bimonthly recovery efforts in 2025 totaled approximately 25.38 gallons, a decrease from 75.50 gallons in 2024, as less residual PSH is present in groundwater. PSH and dissolved-phase hydrocarbon impacted groundwater removed in 2025 totaled 1678 gallons.
- The PSH plume appears to be decreasing in the historical source area located in the vicinity of monitor and recovery wells (MW-1, RW-1 through RW-5, and IW-1 through IW-3), as only measurable PSH was observed in wells IW-1 through IW-3. There appears to be no downgradient migration of the PSH plume, as the closest downgradient wells (RW-2 and RW-5) from the PSH plume have been free of PSH since March 2024 and November 2024. The dissolved phase plume appears to be decreasing as the concentration of BTEX from the PSH in the three wells with PSH (IW-1 through IW-3) is below NMOCD remediation criteria levels during the second quarter, when all wells were sampled. This indicates the weathered PSH is not releasing BTEX concentration into groundwater above NMOCD remediation criteria.

Based on PSH recovery and laboratory analysis of groundwater samples collected during 2025 (and previously) at the Site, EnTech recommends the following:

- Continue PSH recovery from monitor and recovery wells MW-1, RW-1, RW-2, RW-4, RW-5, and IW-1 through IW-3 on a bi-monthly basis;
- Continue groundwater monitoring on a quarterly basis in wells without measurable PSH;
- PAH samples should be collected during the annual groundwater sampling event in 2026 from recovery wells IW-1 and IW-3. Recovery wells IW-1 and IW-3 have not had two (2) consecutive sampling events without PAH analytes being reported at concentrations above the NMOCD remediation criteria. All other wells with PAH analysis have had two (2) consecutive annual sampling events without detections above the NMOCD remediation criteria and will be discontinued from future PAH analysis; and,
- Continue reporting annually to the NMOCD.

2.0 INTRODUCTION AND OBJECTIVES

2.1 Objectives and Site Information

On May 8, 2003, a 14-inch steel pipeline at the EOTT Energy LLC (EOTT) Vacuum to Jal 14" Mainline #3 (Site) released approximately three (3) barrels (bbls) of crude oil into the subsurface. The pipeline is currently owned by Plains Pipeline, L.P. (Plains). The Site is located in unit letter A, NE $\frac{1}{4}$ of the NE $\frac{1}{4}$, Section 35, Township 21S, Range 37E, or more specifically at latitude 32.442431° and longitude -103.127169° in Lea County, New Mexico (**Figure 1**). The release was apparently caused by internal corrosion and the pipeline was repaired. A New Mexico Oil Conservation Division (NMOCD) Release Notification Form C-141 was submitted.

This report presents the data collected at the Site during bimonthly (every two (2) weeks) groundwater gauging and phase separated hydrocarbon (PSH) recovery and four (4) quarterly sampling events conducted during 2025. The objective of the ongoing quarterly groundwater sampling activities at the Site is to monitor the concentration of chemicals of concern (COCs) in the affected groundwater. Bimonthly PSH recovery activities are conducted to remove residual crude oil from groundwater.

2.2 Previous Remedial Responses and Environmental Investigations

The previous environmental consultant for the Site was EarthCon Consultants, Inc. (EarthCon). As of July 1, 2012, EnTech Consulting Corporation (EnTech) was retained by Plains to provide consulting services for the Site.

The release was below the reportable quantity and was not initially reported to the NMOCD. The release was first investigated by Environmental Plus, Inc. (EPI) on May 23, 2003. Information was then reported to the NMOCD with the Release Notification Form C-141. The irregularly shaped spill-impacted area measured approximately 566-square feet, according to Mr. Pat McCasland with EPI. As part of the initial remediation activities, affected soil was removed and stockpiled on-Site in June 2003. A total of 676 cubic yards of stockpiled soil were then transported to the Lea Station Land Farm for treatment, as reported on NMOCD Form C-138 in April 2004 by EPI.

EarthCon (EarthCon; formerly Premier Environmental Services, Inc. (Premier)) was subsequently retained to investigate the hydrocarbon impact to soil and groundwater. The results of the 2005 soil and groundwater investigations are detailed in a *March 2006 Site Investigation and Annual Report*, which was submitted to the NMOCD on behalf of Plains. During 2006, the affected area was further assessed with the installation of monitor wells MW-1 through MW-7 and recovery wells RW-1 through RW-3 and groundwater monitoring was conducted on a quarterly basis.

In May 2006, a Soil Remediation Plan (SRP) was submitted to the NMOCD to address soil impacts at the Site. Objectives of this risk-based SRP were to isolate and control COCs in the soil and to prevent further impact on groundwater. The SRP was approved by the NMOCD in correspondence to Plains, dated June 1, 2006.

In October 2006, excavation of impacted soil was completed in accordance with the SRP to satisfy soil remediation goals and meet regulatory requirements. The excavation footprint and monitor well locations are illustrated in **Figure 2**. Details of soil remediation activities can be found in the *December 2006 Soil Closure Report* prepared by EarthCon and submitted to the NMOCD.

Groundwater evaluation at the Site continued in 2010 with the installation of two (2) recovery wells (RW-2 and RW-3) and one (1) additional monitoring well (MW-8). Quarterly groundwater sampling was completed at the Site through 2022 in addition to PSH recovery.

The *2013 Soil Investigation and Annual Groundwater Monitoring Report* presented the data collected at the Site during bimonthly groundwater gauging and PSH recovery, and four (4) quarterly sampling events over the year. Additional assessment of the Site occurred in November of 2013 with the installation of one (1) delineation monitor well (MW-9) and three (3) product recovery wells (IW-1 through IW-3).

Annual groundwater monitoring reports were prepared from 2014 through 2024, which presented the data collected during bimonthly PSH recovery, recovery system maintenance, and quarterly groundwater sampling events conducted during the previous year.

This report summarizes the activities conducted in 2025 for groundwater sampling, groundwater analysis, and PSH recovery activities.

2.3 Regulatory Framework

Based on standards outlined in New Mexico Administrative Code (NMAC), Title 20, Chapter 6, Part 2, the remediation criteria for groundwater at the Site are as follows:

Chemical of Concern	Limit (mg/L)
Benzene	0.01
Toluene	0.75
Ethylbenzene	0.75
Total Xylenes	0.62
Polynuclear Aromatic Hydrocarbons (PAH) ^(1,2)	0.03
Benzo-a-pyrene ⁽²⁾	0.0007

1 – PAHs: Total naphthalenes plus monomethylnaphthalenes

2 – PAH remediation standards will be used as target concentrations only upon PSH removal.

mg/L: milligrams per liter

The values listed above are utilized as the target cleanup goals for COC concentrations in groundwater at the Site. PSH removal is also considered an integral part of ongoing remediation activities.

3.0 GROUNDWATER ASSESSMENT AND RESULTS

3.1 Groundwater Sampling Methodology

Activities conducted at the Site in 2025 consisted of gauging wells for groundwater levels, determining the presence or absence of PSH, and recovery of product using the recovery system installed at the Site in 2014 (absorbent socks, hand bailing, and submersible pumps). Groundwater sampling of PSH-free monitor and recovery wells was also completed to evaluate the extent of the dissolved-phase hydrocarbon plume.

Measurements of the depth to groundwater and product thickness in wells with hydrocarbon sheen or PSH were completed during the bimonthly PSH recovery and system maintenance, and quarterly groundwater sampling events. All monitor and recovery wells (MW-1 through MW-9, RW-1 through RW-3, and IW-1 through IW-3) were gauged using an oil/water interface probe during the four (4) quarterly gauging/sampling events conducted in 2025. The well locations are illustrated on **Figure 2**.

Groundwater level elevations and the presence of PSH, if any, were noted for each well during the four (4) quarterly sampling events conducted in 2025. In cases where no measurable PSH was detected by the interface probe, the downhole sensor of the probe was examined for the presence of PSH upon removal from the well. Monitor and recovery wells RW-3 (only on January 29, 2025) and IW-1 through IW-3 were observed to contain a measurable PSH thickness or hydrocarbon sheen during at least one (1) quarterly sampling event or bi-monthly recovery events in 2025.

All recovery and monitor wells with PSH or sheen were required to be sampled annually and the groundwater samples analyzed for BTEX and PAHs to meet NMOCD requirements, starting in the second quarter of 2008. For consistency, wells exhibiting measurable PSH were sampled and analyzed for the required COCs during the second quarter sampling event in each year after 2008. Additionally, based on the review of the 2010 Annual Groundwater Monitoring Report, the NMOCD requested that any monitor well exhibiting COC concentrations that exceed NMOCD remediation criteria be analyzed for PAHs. In addition to the required annual groundwater sampling event (i.e., second quarter), recovery wells RW-1, RW-2, RW-4, and RW-5 were sampled in at least one (1) or more quarters in 2025, as the PSH observed during gauging did not recharge after purging. Per the NMOCD response to the 2022 Annual Groundwater Monitoring Report, PAH samples will be collected from monitor well MW-1 and recovery wells IW-1 and IW-3. The NMOCD approved the elimination of all other PAH sample collections from RW-1 through RW-5. PAH samples were not collected from monitor wells MW-1 through MW-9 and recovery well IW-2 because the previous 4 years' results were all below NMOCD

remediation criteria. Only recovery wells IW-1 and IW-3 were sampled and analyzed for PAHs.

Groundwater monitor wells that did not exhibit PSH or hydrocarbon sheen were gauged and sampled quarterly during 2025. After collecting and recording the groundwater level, each well was purged with a clean electric submersible pump or hand bailed using a clean disposable bailer. Groundwater samples were then collected using a new dedicated disposable bailer.

3.2 Groundwater Gauging

Table 1 summarizes groundwater gauging (elevation and PSH thickness) measurements taken before each quarterly groundwater sampling event from 2021 to 2025. In addition, bimonthly groundwater elevation and PSH thickness measurements were recorded prior to PSH recovery in monitor and recovery wells. Groundwater elevations and PSH thickness measurements (if applicable) were collected in three (3) monitor wells (MW-1, MW-3, and MW-8) and eight (8) recovery wells (RW-1 through RW-5 and IW-1 through IW-3) during PSH recovery efforts. **Appendix C** presents the 2018-2025 historical groundwater elevation and PSH thickness and recovery. Complete historical groundwater elevation and PSH thickness measurements collected since September 14, 2005, are presented in **Appendix D**. The groundwater elevation calculations are based on the top of polyvinyl chloride (PVC) well casing elevations, which were last surveyed on March 15, 2005, by EarthCon (the previous consultant) and updated in December 2013 by EnTech for newly installed wells (MW-9 and IW-1 through IW-3).

3.3 Groundwater Gradient and Flow Direction

Using the groundwater gauging data summarized in **Table 1**, groundwater gradient maps for each quarter of 2025 were prepared and are included as **Figures 3A** through **3D**. The calculated groundwater gradient and estimated groundwater flow direction are based on the gauging data obtained on February 10, March 11, June 3, August 4-5, and November 3, 2025. The hydraulic gradient in 2025 ranged from 0.0034-feet/foot (ft/ft) to 0.0038-ft/ft, based on groundwater elevations measured between monitor wells MW-4 and MW-7. The groundwater flow direction has consistently been to the east-southeast.

3.4 Groundwater Analytical Results

Groundwater samples were collected on March 12, June 4-5, August 5, and November 4, 2025, from all wells that did not contain measurable PSH or hydrocarbon sheen (MW-1 through MW-9, and RW-1 through RW-5, summarized on **Table 2**). The monitor wells were purged by removing a minimum of three (3) to five (5) well volumes of groundwater, or, depending on groundwater conditions, bailed dry three (3) times using a disposable bailer and allowed to recover to at least 80% of the initial volume before collecting

samples. Groundwater samples were collected and transferred to laboratory-supplied sample containers. The sample containers were placed on ice in a cooler and shipped to ALS Analytical Laboratory in Houston, Texas, for analysis. The groundwater samples were analyzed for BTEX by Environmental Protection Agency (EPA) Method SW 846-8260 and PAHs by EPA Method SW 8270.

PSH thicknesses recorded in 2025 ranged from a sheen to 0.60 feet, with the greatest thickness reported in recovery well IW-1 during the first quarter bimonthly gauging event. This is significantly less than the maximum thickness observed in 2024 of 2.38 feet. Groundwater samples were not collected from recovery wells IW-1 and IW-3 during the first, third, and fourth quarters of 2025 sampling events. Groundwater samples were not collected from recovery-injection-well IW-2 during the third quarter 2025 sampling event.

Groundwater samples were collected from monitor and recovery wells (MW-1 through MW-9, RW-1 through RW-5, and IW-2) during the 2025 first quarter sampling event. Groundwater samples were collected from all monitor and recovery wells during the second quarter 2025 sampling event, even though recovery wells IW-1, IW-2, and IW-3 contained PSH. Groundwater samples were collected from monitor and recovery wells (MW-1 through MW-9, RW-1 through RW-5) during the 2025 third quarter sampling event. Groundwater samples were collected from monitor and recovery wells (MW-1 through MW-9, RW-1 through RW-5, and IW-2) during the fourth quarter 2025 sampling event.

Laboratory analysis of groundwater samples collected from monitor wells MW-1 through MW-9 and recovery wells RW-1 through RW-5 during all four (4) quarterly sampling events of 2025 reported non-detectable BTEX concentrations and/or concentrations below the NMOCD remediation criteria. This indicates the weathered PSH is not releasing BTEX concentration into groundwater above NMOCD remediation criteria.

The 2021-2025 analytical results are presented in **Table 2**, and historical analytical results are presented in **Appendix E. Table 3.4.1** below summarizes the detectable benzene concentrations that were reported in 2025. Benzene concentrations reported in excess of applicable standards are marked in **bold**.

TABLE 3.4.1				
2025 BENZENE CONCENTRATIONS (MG/L)				
2025	FIRST QUARTER 03/12/2025	SECOND QUARTER 06/04/2025 - 06/05/2025	THIRD QUARTER 08/05/2025	FOURTH QUARTER 11/04/2025
	BENZENE (MG/L)			
NMOCD REMEDIATION CRITERIA	0.01 MG/L			
MW-1	0.00055 J	<0.00028	<0.00028	<0.00037 J
RW-1	0.00079 J	<0.00028	<0.00028	<0.00028
RW-2	<0.00020	<0.00028	<0.00028	<0.00028
RW-3	0.00035 J	<0.00028	<0.00028	<0.00028
RW-4	0.0010	<0.00028	<0.00028	<0.00028
RW-5	0.00079 J	<0.00028	0.00034 J	<0.00028
IW-1	NS	<0.00028	NS	NS
IW-2	0.00067 J	<0.00028	NS	<0.00028
IW-3	NS	<0.00028	NS	NS

NOTE: CONCENTRATIONS IN **BOLD** INDICATE EXCEEDANCES OF NMOCD REMEDIATION CRITERIA.

NS – NOT SAMPLED DUE TO PSH SHEEN OR MEASURABLE THICKNESS.

J – IDENTIFICATION OF ANALYTE IS ACCEPTABLE; THE REPORTED VALUE IS AN ESTIMATE

No BTEX COCs were detected above the NMOCD remediation criteria during 2025.

Groundwater samples were also collected from recovery wells IW-1 and IW-3 during the second quarter sampling event of 2025 and analyzed for PAHs.

A review of the 2025 analytical results (summarized in **Table 2**) demonstrates that no concentrations of BTEX were reported to be above the NMOCD remediation criteria in 2025 for all wells. A review of the 2025 PAH analytical results (summarized in **Table 3**) demonstrates that only concentrations of total methylnaphthalene above the NMOCD remediation criteria continue to be reported in the groundwater sample collected from recovery well IW-3.

Laboratory analytical reports are provided in **Appendix A**. The groundwater analytical data for each quarterly sampling event are illustrated in **Figure 4**.

3.5 Groundwater Waste Disposal

Purge water generated during quarterly sampling of on-Site monitor wells was placed in the 1,100-gallon on-Site above ground storage tank (AST). These liquids, when required, are removed from the tank via vacuum truck and transported to an off-Site NMOCD approved facility on an as-needed basis. No fluids were removed and disposed/recycled off-site from this location in 2025.

4.0 PSH RECOVERY

4.1 PSH Recovery Methodology

In addition to collecting groundwater samples, EnTech performed bimonthly visits to the Site to gauge and recover PSH from eleven (11) monitor and recovery wells (MW-1, MW-3, MW-8, RW-1 through RW-5, and IW-1 through IW-3) with or without measurable PSH/sheen to reduce the COCs in groundwater. Measurements for PSH and water levels were recorded during each Site visit (see **Table 1**). PSH recovery activities in 2025 were completed on a bimonthly basis using submersible pumps, hand bailing, and/or absorbent socks. Bimonthly PSH removal typically consisted of the removal of 10- to 20-gallons of groundwater and associated PSH from the above-referenced wells. In August 2014, recovery pumps were installed in recovery wells (RW-3 and IW-1 through IW-3) as part of the recovery system at the Site. Additional details are provided below.

4.2 PSH Recovery via Pumping and Manual Bailing

During 2025, measurable PSH was observed in recovery wells RW-3 and IW-1 through IW-3. PSH and dissolved phase groundwater recovery data are presented in **Table 4**.

A decreasing trend in the PSH thicknesses in wells IW-1, IW-2, and IW-3 was observed during the bimonthly gauging events in 2025 compared to 2024 and ranged from a sheen to 0.60 feet. This is significantly less than the maximum thickness observed in 2024 of 2.38 feet. Measurable PSH was recovered via manual bailing and/or submersible pumping during each recovery event in 2025 from affected wells. A general decreasing or stable trend in the PSH thicknesses was observed in wells IW-1, IW-2, and IW-3 .

In general, a decreasing trend in the PSH thickness in monitor well MW-1 was observed from 2006 (2.00 feet) to April 2014 (0.56 foot). In June of 2014, MW-1 experienced a slug of PSH (3.67 feet) which diminished to a maximum of 0.32 foot in 2024. No PSH was detected in 2025.

The maximum thickness observed in RW-1 during 2019, 2020, and 2021 was 0.04 foot. PSH was not reported in 2023, indicating a decreasing trend. The only PSH thickness recorded in 2024 was 0.01 foot during the bimonthly gauging event on May 10, 2024. No PSH was detected in 2025.

During 2023, the PSH thickness reported in recovery well RW-2 indicated a decreasing trend. The maximum measured thickness of 0.01 foot was observed in RW-2 during the bimonthly gauging event on January 25, 2023. No PSH greater than a sheen was recorded in 2024. No PSH was detected in 2025.

The PSH thickness reported in recovery well RW-3 indicated a decreasing trend. The PSH thickness in recovery well RW-3 started at 1.68 feet during the bimonthly gauging event on January 12, 2024, and decreased gradually to 0.11 feet by the December 20, 2024, bimonthly gauging event. A maximum PSH thickness of 0.17 feet was recorded during the bimonthly gauging event on January 15, 2025. A PSH thickness of 0.01 feet was recorded during the bimonthly gauging event on January 29, 2025. No PSH was detected during the bimonthly gauging events in 2025 after January, showing a clear decreasing trend.

In recovery well RW-4, observable PSH thickness was recorded during the third quarter of 2024. The maximum thickness observed in recovery well RW-4 was 0.07 feet. No PSH was detected in 2025, showing a decreasing trend.

The PSH thickness observed in recovery well RW-5 indicated declining levels during 2025. An observable sheen and a recordable thickness were detected periodically through 2024. No PSH was detected in 2025, showing a clear decreasing trend.

The PSH thicknesses observed in recovery wells (IW-1 through IW-3) during 2025 indicated a decreasing trend. The estimated quantity of PSH recovered from wells exhibiting PSH during bimonthly recovery efforts in 2025 totaled approximately 25.38 gallons, a decrease from 75.50 gallons in 2024, as less residual PSH is present in groundwater.

4.3 Recovery System Installation

In August 2014, a PSH recovery system was installed at the Site. The system consisted of four (4) QED Environmental Systems (QED) high suction bladder pumps with a floating inlet genie skimmer, an air compressor, and a high-density polyethylene (HDPE) tank with high level shutoff switch. The genie skimmers were designed to fluctuate with the groundwater levels on a three (3)-foot rod assembly using a specific gravity float for optimized light non-aqueous phase liquid (LNAPL) recovery. The QED high suction bladder pumps hung above the skimmer, which eliminated air contact with the fluids, minimizing emulsification and volatile organic compounds (VOC) emissions. The pneumatic bladder pumps use an electronic controller mounted outside the well to allow adjustment of pump cycles and on/off times. The pneumatic pumps were installed in recovery wells (IW-1, IW-2, IW-3, and RW-3) with the middle of the rod assembly for the genie skimmers set at a depth of approximately 52 feet from the top of casing.

The pneumatic pumps were pulled from the wells on May 7, 2025, due to the product thickness not being adequate enough for the skimmer pumps to work properly, and manual recovery was continued from the wells through the remainder of the year.

4.4 PSH Waste Disposal

Approximately 1,678 gallons of total fluids (PSH and groundwater) were recovered from the wells containing PSH or sheen during 2025 as part of manual bimonthly PSH recovery. These liquids, along with liquids generated as part of the recovery system, are removed via vacuum pumps from the HDPE tank on an as-needed basis and disposed of at an NMOCD approved disposal facility. No fluids were removed and disposed of off-site in 2025.

5.0 MONITORED NATURAL ATTENUATION

5.1 Regulatory Framework for Monitored Natural Attenuation

Monitored Natural Attenuation (MNA) is defined by the New Mexico Environmental Department (NMED) in 20.5.13 NMAC as “a methodology for remediation that relies upon a variety of naturally occurring chemical, physical and biological processes to achieve target concentrations in a manner that is equally as protective of public health, safety and welfare, and the environment as other methods and that is accompanied by a program of monitoring to document the process and results of the above mentioned processes.”

As part of the MNA process, several lines of evidence need to be evaluated. The general lines of evidence include:

- **Primary Lines of Evidence (PLOE).** Relies on use of historical groundwater data that demonstrates a clear trend of stable or decreasing COC concentrations over time and with distance away from the source at appropriate monitoring or sampling points.
- **Secondary Lines of Evidence (SLOE).** Uses geochemical indicators to document certain geochemical signatures or “footprints” in the groundwater that demonstrate (indirectly) the type of natural attenuation process(es) occurring at the affected property and the destruction of COCs; or uses distance-based/time-based/biodegradation rate calculations to demonstrate attenuation.
- **Other Lines of Evidence (OLOE).** Most often consists of predictive modeling studies and other lab/field studies that demonstrate an understanding of the natural attenuation process(es) occurring at the affected property and their effectiveness in controlling Protective Concentration Level Exceedance (PCLE) zone migration and decreasing COC concentrations.

Hach and YSI field measurements indicate high levels of oxidation-reduction potential (ORP) in wells surrounding the wells with PSH and low ORP levels in wells with PSH or historically with residual PSH. An increasing trend in ORP levels is observed in recovery well RW-2 and monitor well MW-3 at the perimeter of the former PSH plume, and fluctuating levels in monitor well MW-1. Dissolved oxygen (DO) levels are consistently high in wells without PSH or dissolved-phase hydrocarbons.

5.2 Plume Stability and Monitored Natural Attenuation

The Vac to Jal #3 Site is currently undergoing Plume Stability Analysis. While samples are analyzed for field quality parameters (i.e., ferrous iron, nitrate, sulfate, etc.), insufficient data exists at this time to perform a reliable evaluation.

5.3 PLOEs

PLOEs evident at the Site include:

The benzene concentrations reported in the groundwater samples collected from the recovery wells in the apparent down-gradient direction of the plume (RW-4 and RW-5) from 2011 through 2025 have declined.

Benzene concentrations reported in the groundwater samples collected from the cross-gradient monitor well (MW-3) reported nondetectable concentrations beginning in June 2014 through 2025.

Benzene concentrations reported in the groundwater samples collected from monitor and recovery wells located within or near the historical source area (MW-1, RW-3, IW-1, IW-2, and IW-3) indicated levels below NMOCD Remediation criteria since 2022 in MW-1, RW-1, RW-2, RW-3, IW-2, and IW-3 and declining levels in IW-1 in 2025 relative to 2024. All reported benzene concentrations in 2025 occurred at levels below the NMOCD remediation criteria levels.

The dissolved phase plume was evaluated by analyzing groundwater samples collected quarterly in 2025 from monitor wells without the presence of PSH. Laboratory analysis of groundwater samples collected from monitor wells MW-1 through MW-9 and recovery wells RW-1 through RW-5 all reported nondetectable BTEX concentrations or concentrations below NMOCD remediation criteria. Groundwater samples were also collected from wells with a measurable thickness of PSH during at least one (1) quarter in 2025. BTEX concentrations were also below nondetectable concentrations or concentrations below NMOCD remediation criteria. This indicates that chemicals of concern COCs are not contributing to groundwater above NMOCD remediation criteria from the PSH. This implies the residual PSH is significantly weathered and poses little risk to groundwater.

Understanding plume stability is an important step in the remedial planning process for the Site. For instance, an increasing plume could potentially migrate to human or environmental receptors, whereas a stable or decreasing plume may not pose an imminent threat to human health and the environment. An introduction to plume stability analysis and the basis for the plume evaluation at the Site was presented in the 2009 Annual Groundwater Monitoring Report.

The plume stability analysis is a dynamic process conducted in order to understand the overall stability of the benzene plume from 2008 through 2025. This study includes the development of benzene concentration isopleths maps. An average of the benzene concentrations reported in the four (4) quarterly 2025 groundwater sampling events for all the monitor wells (MW-1 through MW-9) and recovery wells (RW-1 through RW-5) that did not indicate the presence of PSH in 2025 were used (RW-3 reported PSH in January 2025 but did not report PSH during the first quarter 2025 groundwater sampling event in March). Recovery wells IW-1 and IW-3 were sampled during the second quarter 2025 sampling event due to measurable PSH being observed. Recovery well IW-2 was sampled during three (3) quarters in 2025. The maximum analyzed concentration of benzene reported for each well in 2025 has been used in the plume evaluation. Plume characteristics such as the plume area, average concentration, mass, and centers of mass were calculated for each of the benzene plumes using numerical methods.

The benzene concentration isopleth maps for 2015 through 2025 are presented in **Figures 5** through **15**, respectively. As benzene concentrations for all wells was below NMOCD remediation criteria, there is no plume depicted on the 2025 isopleth map (Figure 15). The analytical data collected for the Site used for the plume stability analysis indicate that the benzene plume identified at the Site has a decreasing trend in concentration, size, and mass, and was not detected in 2025.

5.4 Mann Kendall Trend Test

The Mann Kendall Trend Test (MKTT) is a statistical method used to analyze data collected over time for consistently increasing or decreasing trends. It is a non-parametric test, which means it works for all distributions (i.e. the data does not have to meet the assumption of normality), but the data should have no serial correlation.

The test can be used to find trends for as few as four (4) samples. However, with only a few data points, the test has a high probability of not finding a trend when one would be present if more points were provided. The more data points available, the more likely the test is going to find a true trend. The minimum number of recommended measurements is therefore at least eight (8) to ten (10) (Reference: Prashanth Khambhammettu: "Mann-Kendall Analysis for the Fort Ord Site", HydroGeoLogic, Inc.-OU-1 2004 Annual Groundwater Monitoring Report-Former Fort Ord, California, 2005).

Concentrations of benzene analyzed in groundwater samples collected from monitor and recovery wells at the Site (MW-1, RW-1 through RW-5, and IW-1 through IW-3) in 2025 were evaluated using the MKTT. Only monitor wells with detectable concentrations of benzene were evaluated.

The results of the MKTT and confidence factors are summarized in the table below:

Benzene Evaluation		
Well ID	Confidence Factor	Trend
MW-1	>99.9%	Decreasing
RW-1	>99.9%	Decreasing
RW-2	>99.9%	Decreasing
RW-3	>99.9%	Decreasing
RW-4	>99.9%	Decreasing
RW-5	>99.9%	Decreasing
IW-1	99.7%	Decreasing
IW-2	>99.9%	Decreasing
IW-3	84.8%	No Trend

A copy of the MKTT analysis is included in **Appendix B**. The data clearly shows a decreasing trend with extremely high confidence factors in all wells except IW-3.

6.0 FINDINGS AND RECOMENDATIONS

Findings and recommendations resulting from groundwater monitoring at the Site in 2025 are summarized below.

- Groundwater flow in the uppermost groundwater-bearing unit is to the general east-southeast, ranging from 0.0034 to 0.0038 ft/ft, as measured between wells MW-4 and MW-7.
- A review of the 2025 analytical results (summarized in **Table 2**) indicates nondetectable concentrations of benzene or detectable benzene concentrations in 2025 that occurred at levels below the NMOCD remediation criteria. This indicates the weathered PSH is not releasing BTEX concentration into groundwater above NMOCD remediation criteria.
- A review of the 2025 PAH analytical results shows that only the concentration of total methylnaphthalene is above the NMOCD remediation criteria in the groundwater sample collected from recovery well IW-3. This indicates that chemicals of concern COCs (with the exception of total methylnaphthalene) are not contributing to groundwater above NMOCD remediation criteria from the PSH. This implies the residual PSH is significantly weathered and poses little risk to groundwater.
- A decreasing trend in the PSH thicknesses in wells IW-1, IW-2, and IW-3 was observed during the bimonthly gauging events in 2025 compared to 2024 and ranged from a sheen to 0.60 feet. This is significantly less than the maximum thickness observed in 2024 of 2.38 feet.
- PSH recovered by manual methods from wells (MW-1, RW-1, RW-2, RW-4, and RW-5) and generated by the automated recovery system in wells (RW-3 and IW-1 through IW-3) continued during 2025. The pneumatic pumps were pulled from the wells on May 7, 2025, due to the product thickness not being adequate enough for the skimmer pumps to work properly, and manual recovery was continued from the wells through the remainder of the year. The estimated quantity of PSH recovered from wells exhibiting PSH during bimonthly recovery efforts totaled approximately 25.38 gallons, which is considerably less than the 75.50 gallons removed in 2024, as less residual PSH is present in groundwater. PSH and dissolved-phase hydrocarbon impacted groundwater removed totaled 1,678 gallons.
- The PSH plume appears to be decreasing in the historical source area located in the vicinity of monitor and recovery wells (MW-1, RW-1 through RW-5, and IW-1

through IW-3), as only measurable PSH was observed in wells IW-1 through IW-3. There appears to be no downgradient migration of the PSH plume, as the closest downgradient wells (RW-2 and RW-5) from the PSH plume have been free of PSH since March 2024 and November 2024. The dissolved phase plume appears to be decreasing as the concentration of BTEX from the PSH in the three wells with PSH (IW-1 through IW-3) is below NMOCD remediation criteria during the second quarter, when all wells were sampled. This indicates the weathered PSH is not releasing BTEX concentration into groundwater above NMOCD remediation criteria. This implies the residual PSH is significantly weathered and poses little risk to groundwater.

Based on PSH recovery and laboratory analysis of groundwater samples collected during 2025 (and previously) at the Site, EnTech recommends the following:

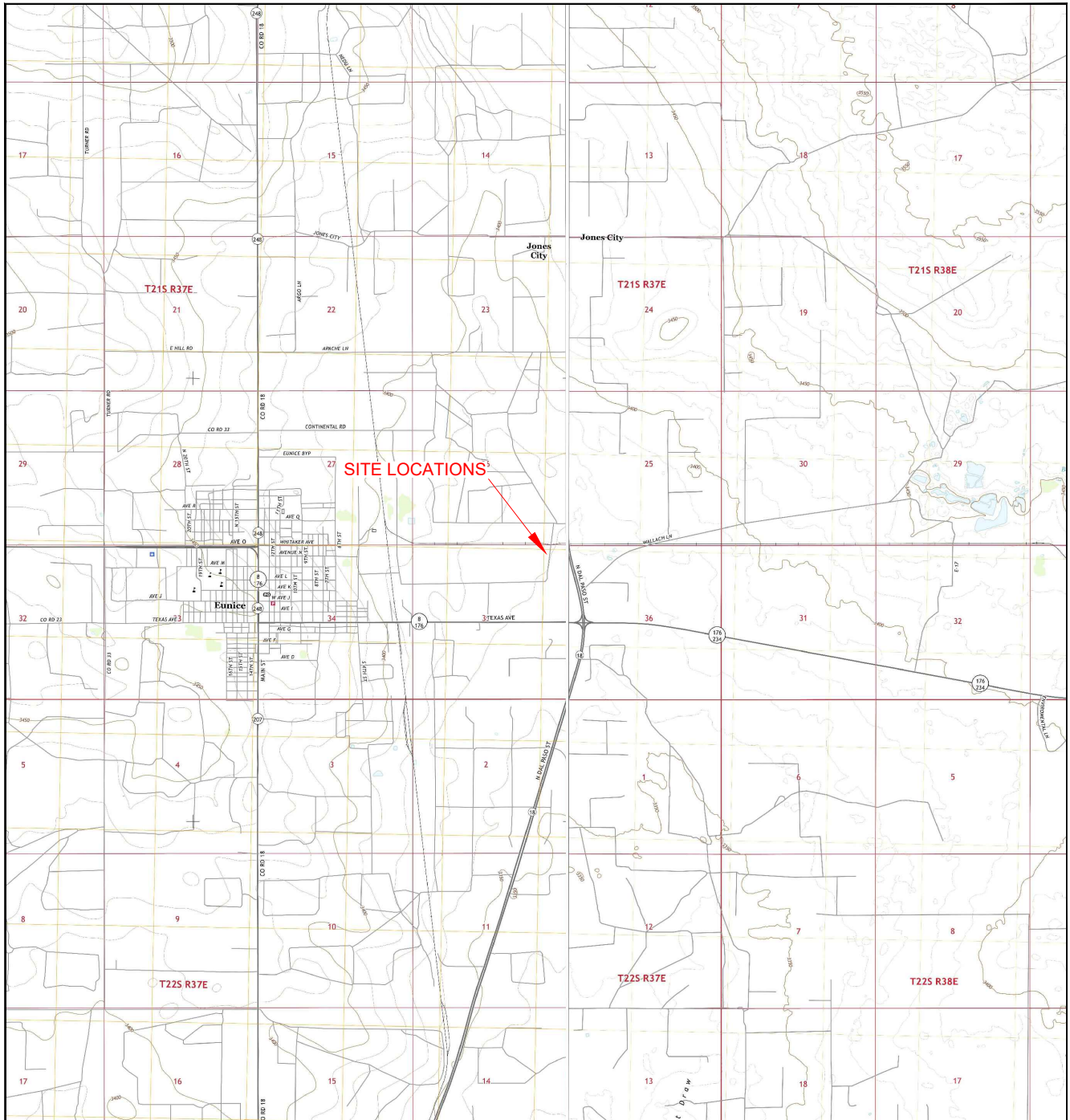
- Continue PSH recovery from monitor and recovery wells MW-1, RW-1, RW-2, RW-4, RW-5, and IW-1 through IW-3 on a bi-monthly basis;
- Continue groundwater monitoring on a quarterly basis in wells without measurable PSH; and,
- PAH samples should be collected during the annual groundwater sampling event in 2026 from recovery wells IW-1 and IW-3. Recovery wells IW-1 and IW-3 have not had two (2) consecutive sampling events without PAH analytes being reported at concentrations above the NMOCD remediation criteria. All other wells with PAH analysis have had two (2) consecutive annual sampling events without detections above the NMOCD remediation criteria and will be discontinued from future PAH analysis.
- If COC remains below NMOCD remediation criteria in 2026, submit an Annual Groundwater Monitoring Report during the first quarter of 2027.

7.0 LIMITATIONS

EnTech has examined and relied upon the historical information provided by Plains and its contractors, and conversations with Plains personnel and their contractors familiar with the Site. EnTech has not conducted an independent examination of the information contained in external project files or that provided by Plains or their contract personnel. Furthermore, we assume the genuineness of the documents reviewed and that the information provided in these documents and during the interviews of Plains and contract personnel are true and accurate. EnTech has prepared this report using the level of care and professionalism in the industry for similar projects under similar conditions. EnTech will not be responsible for conditions or consequences arising from relevant facts that were concealed, withheld, or not fully disclosed at the time this report was prepared. EnTech believes the conclusions stated herein are factual, but no guarantee is made or implied.

FIGURES

- Figure 1 Site Location Map
- Figure 2 Site Map
- Figure 3A 1st Quarter 2025 – Groundwater Gradient Map, March 11, 2025
- Figure 3B 2nd Quarter 2025 - Groundwater Gradient Map, June 3, 2025
- Figure 3C 3rd Quarter 2025 – Groundwater Gradient Map, August 4-5, 2025
- Figure 3D 4th Quarter 2025 – Groundwater Gradient Map, November 3, 2025
- Figure 4 Groundwater Analytical Map
- Figure 5 2015 – Benzene Isopleth Map
- Figure 6 2016 – Benzene Isopleth Map
- Figure 7 2017 – Benzene Isopleth Map
- Figure 8 2018 – Benzene Isopleth Map
- Figure 9 2019 – Benzene Isopleth Map
- Figure 10 2020 – Benzene Isopleth Map
- Figure 11 2021 – Benzene Isopleth Map
- Figure 12 2022 – Benzene Isopleth Map
- Figure 13 2023 – Benzene Isopleth Map
- Figure 14 2024 – Benzene Isopleth Map
- Figure 15 2025 – Benzene Isopleth Map



Eunice Quadrangle (2017)
Eunice NE Quadrangle (2019)
32.442431° N Latitude & -103.127169° W Longitude

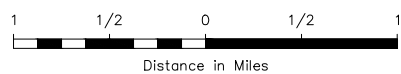
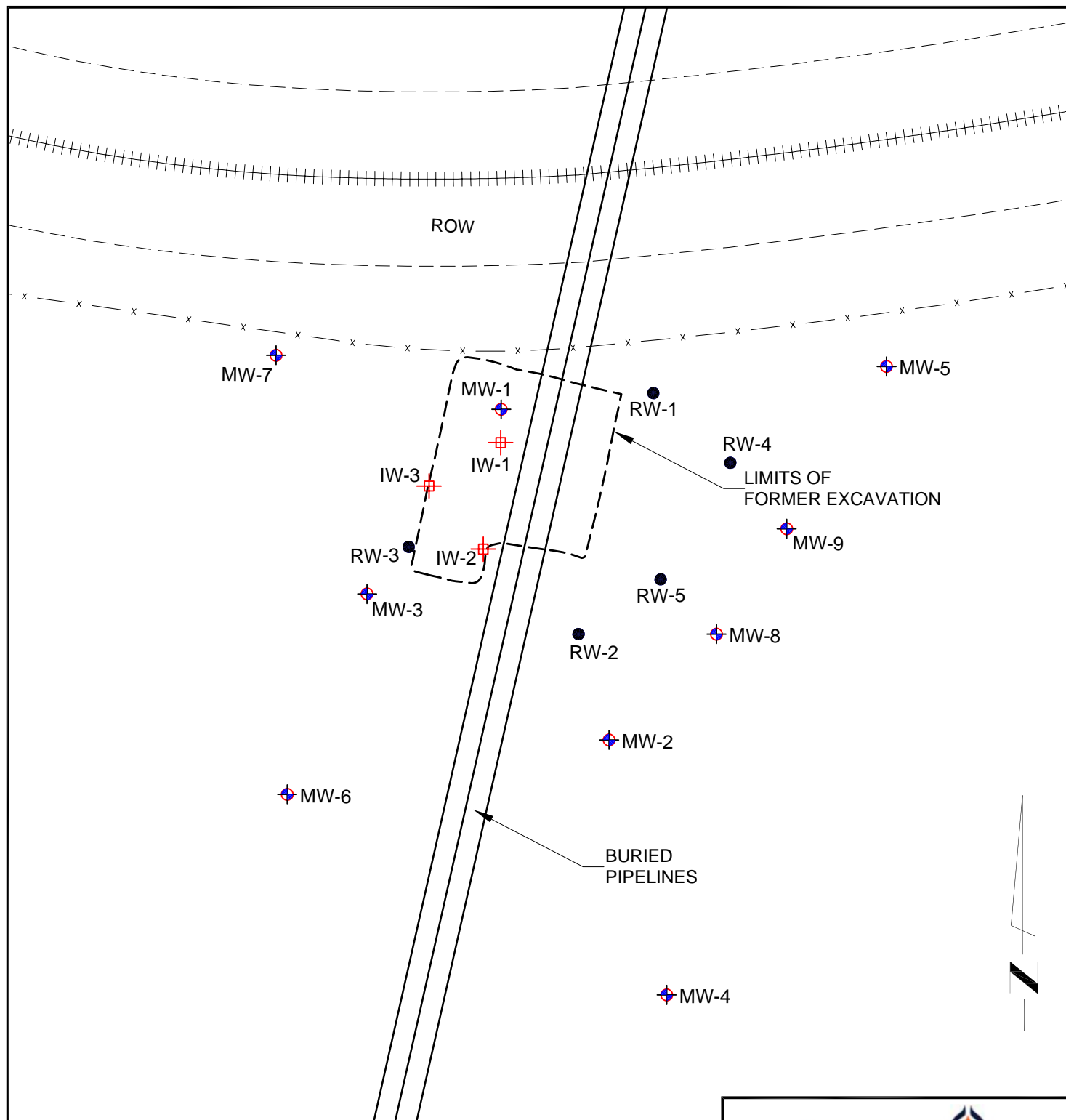


Figure 1
 Site Location Map
 Vacuum to Jal 14" Mainline #3
 SRS. No.: 2003-00117
 Plains Pipeline, L.P.
 Lea County, New Mexico

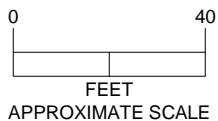
PROJ. NO: PAA12014


DATE: 2/26



LEGEND:

- RW-1 -Recovery Well Location
- ◆ MW-1 -Monitor Well Location
- ⊠ IW-1 -Recovery/Injection Well Location

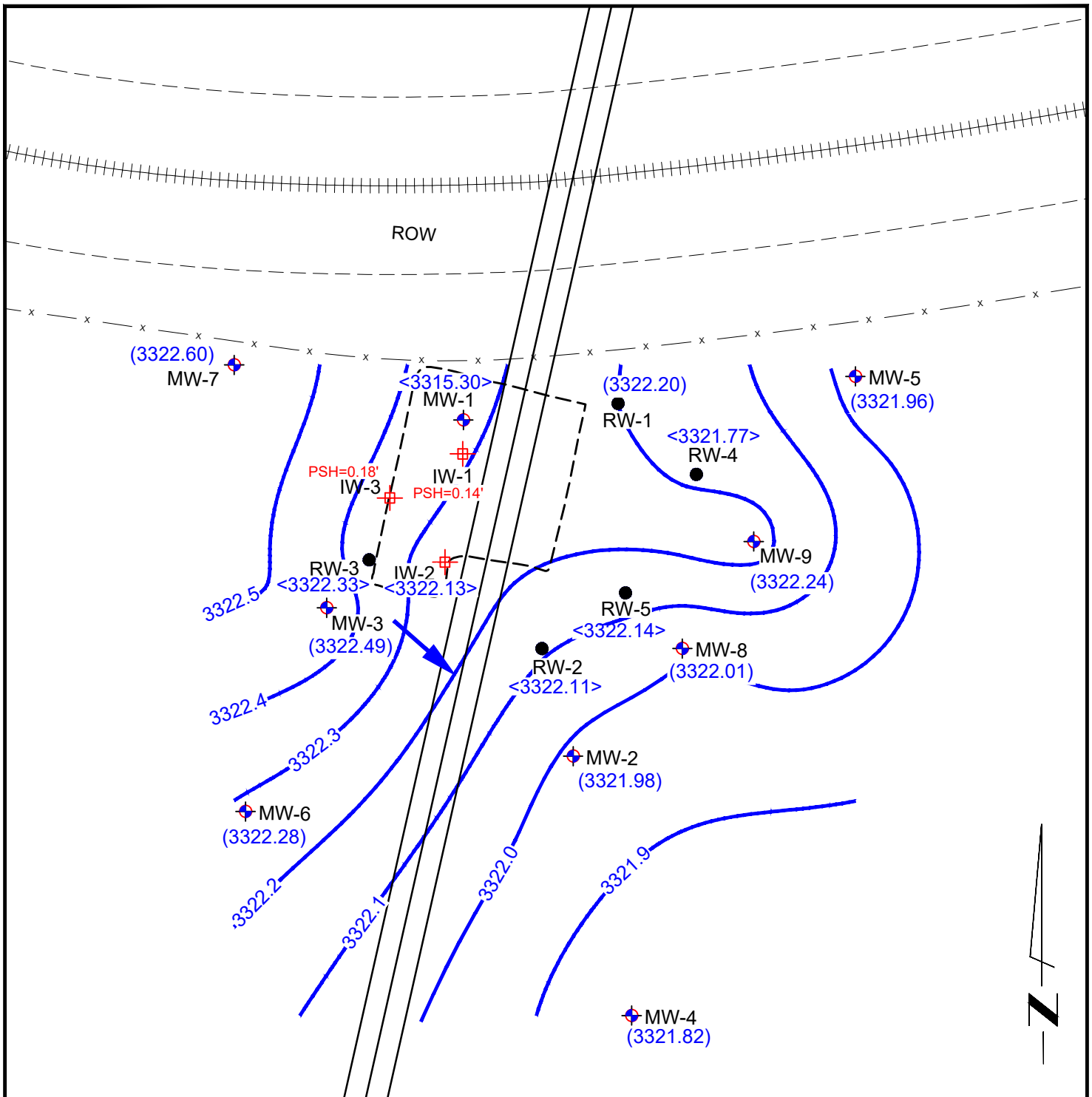




EnTech
 Houston, TX • (281) 362-2714

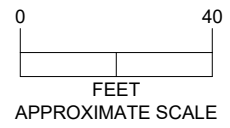
Figure 2
 Site Map
 Vacuum to Jal 14" Mainline #3
 SRS. No.: 2003-00117
 Plains Pipeline, L.P.
 Lea County, New Mexico

PROJ. NO: PAA12014	DATE: 2/26
--------------------	------------



LEGEND:

- RW-1 -Recovery Well Location
- ◆ MW-1 -Monitor Well Location
- ⊕ IW-1 -Recovery/Injection Well Location
- 3318.1 — - Groundwater Elevation Contour, ft.
Contour Interval = 0.10'
- (3318.14) - Corrected Groundwater Elevation, ft.
- <3318.14> - Not Used to Contour
- ← - Groundwater Flow Direction
- PSH - Phase-separated Hydrocarbons

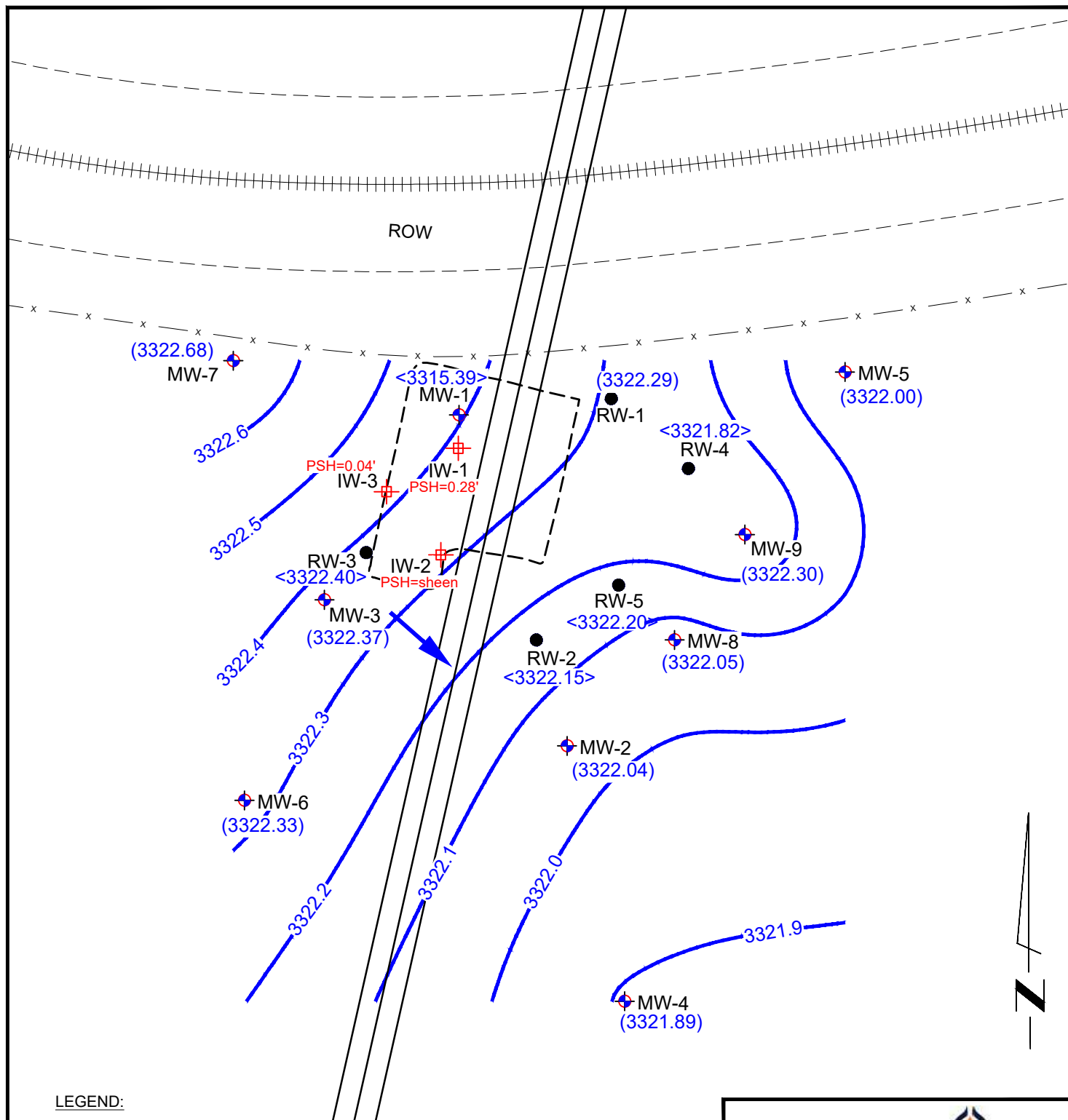


Note: MW-1, RW-2 through RW-5, & IW-1 through IW-3 are not used to prepare the contours.



Figure 3A
1st Quarter 2025 - Groundwater Gradient Map
March 11, 2025
Vacuum to Jal 14" Mainline #3
SRS. No.: 2003-00117
Plains Pipeline, L.P.
Lea County, New Mexico

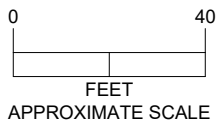
PROJ. NO: PAA12014 | DATE: 2/26




LEGEND:

- RW-1 -Recovery Well Location
- ◆ MW-1 -Monitor Well Location
- ⊠ IW-1 -Recovery/Injection Well Location
- 3318.1 — - Groundwater Elevation Contour, ft.
Contour Interval = 0.10'
- (3318.14) - Corrected Groundwater Elevation, ft.
- <3318.14> - Not Used to Contour
- ← - Groundwater Flow Direction
- PSH - Phase-separated Hydrocarbons

Note: MW-1, RW-2 through RW-5, & IW-1 through IW-3 are not used to prepare the contours.

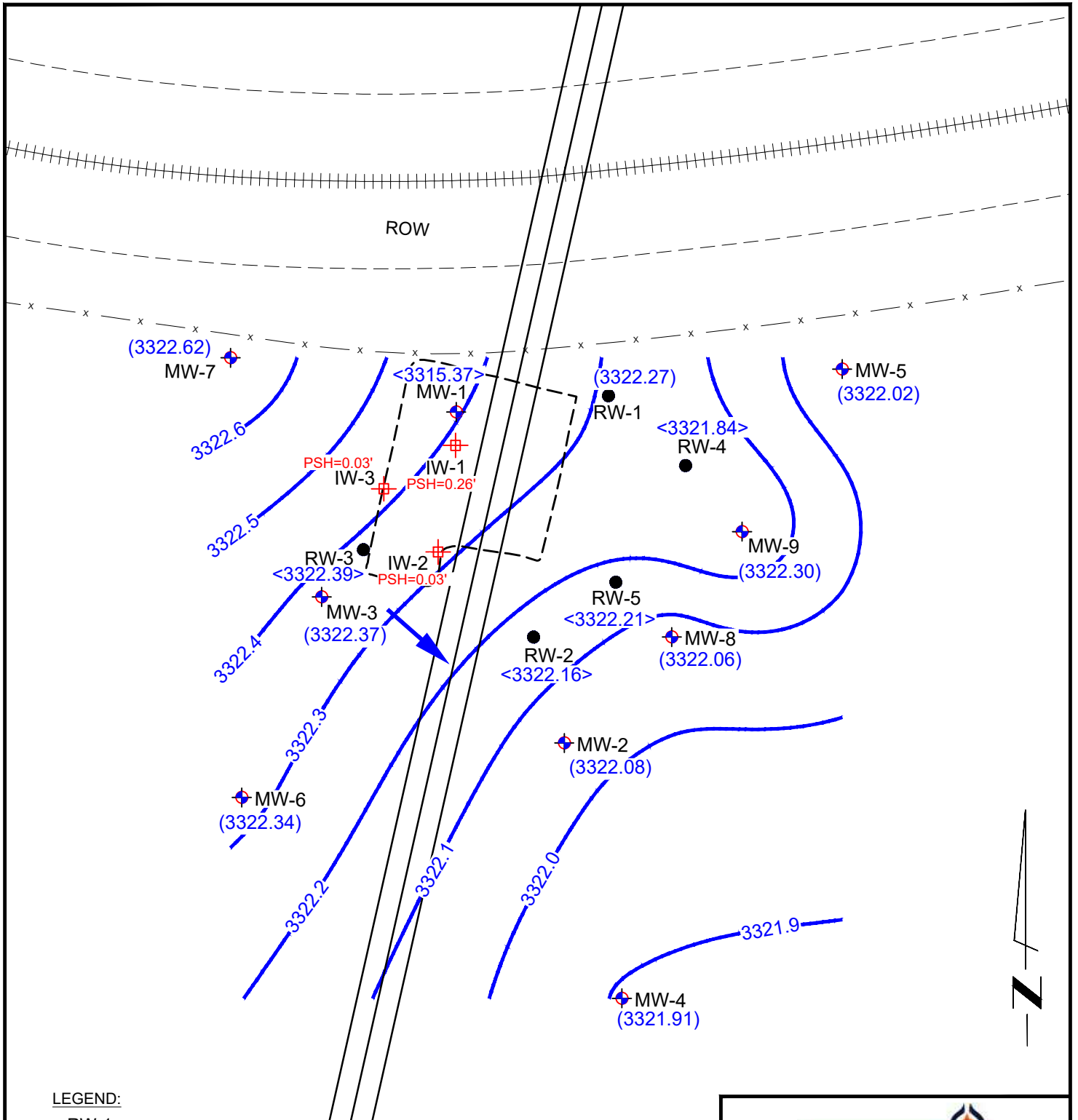




EnTech
Houston, TX • (281) 362-2714

Figure 3B
2nd Quarter 2025 - Groundwater Gradient Map
June 3, 2025
Vacuum to Jal 14" Mainline #3
SRS. No.: 2003-00117
Plains Pipeline, L.P.
Lea County, New Mexico

PROJ. NO: PAA12014	DATE: 2/26
--------------------	------------



LEGEND:

- RW-1 -Recovery Well Location
- ◆ MW-1 -Monitor Well Location
- ⊠ IW-1 -Recovery/Injection Well Location
- 3318.1 — - Groundwater Elevation Contour, ft.
Contour Interval = 0.10'
- (3318.14) - Corrected Groundwater Elevation, ft.
- <3318.14> - Not Used to Contour
- ← - Groundwater Flow Direction
- PSH - Phase-separated Hydrocarbons

Note: MW-1, RW-2 through RW-5, & IW-1 through IW-3 are not used to prepare the contours.

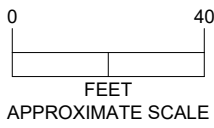
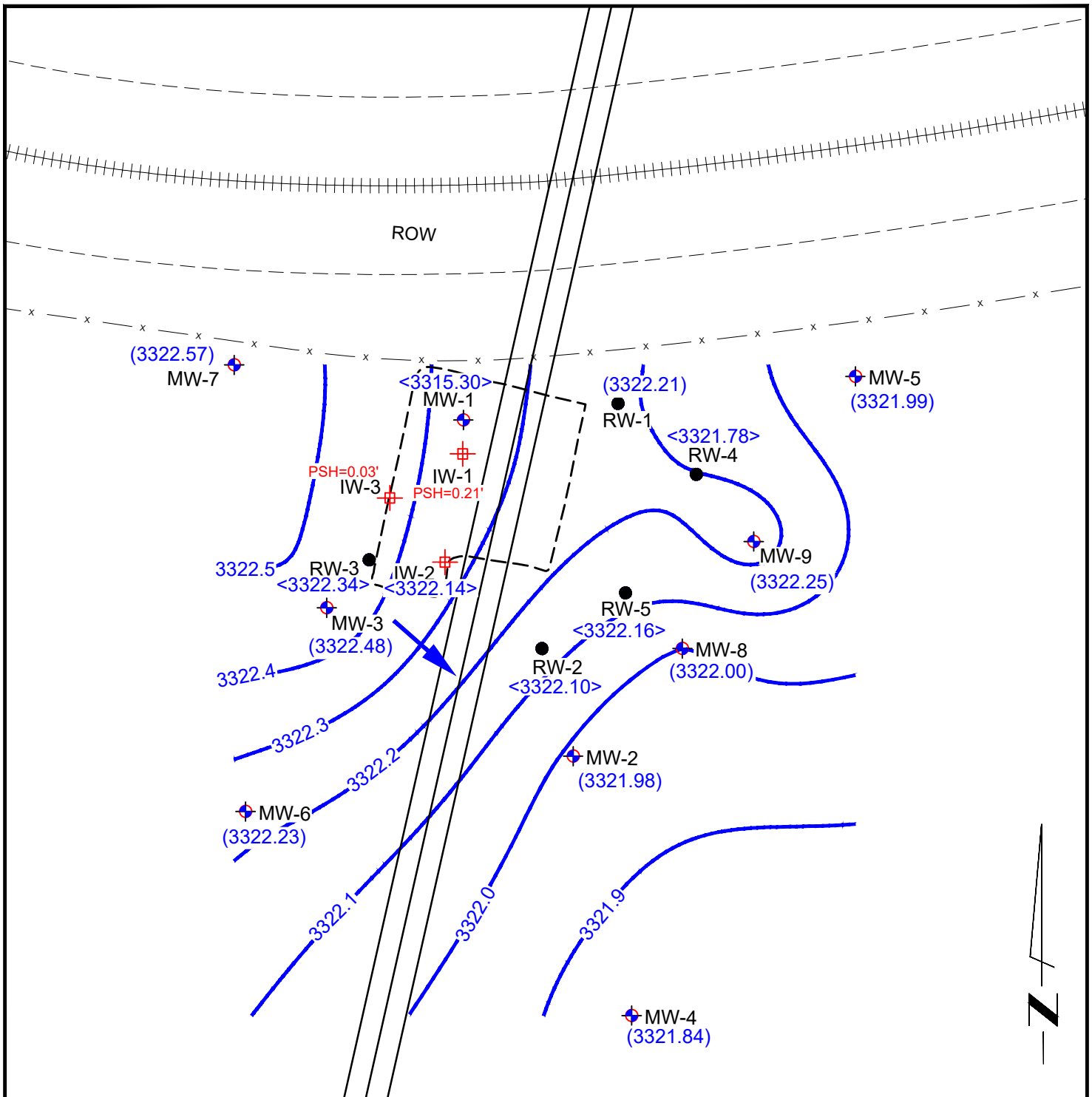


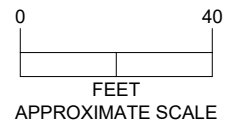
Figure 3C
 3rd Quarter 2025 - Groundwater Gradient Map
 August 4, 2025
 Vacuum to Jal 14" Mainline #3
 SRS. No.: 2003-00117
 Plains Pipeline, L.P.
 Lea County, New Mexico

PROJ. NO: PAA12014 | DATE: 2/26



LEGEND:

- RW-1 -Recovery Well Location
- ⊕ MW-1 -Monitor Well Location
- ⊕ IW-1 -Recovery/Injection Well Location
- 3318.1 — Groundwater Elevation Contour, ft.
Contour Interval = 0.10'
- (3318.14) - Corrected Groundwater Elevation, ft.
- <3318.14> - Not Used to Contour
- ← - Groundwater Flow Direction
- PSH - Phase-separated Hydrocarbons

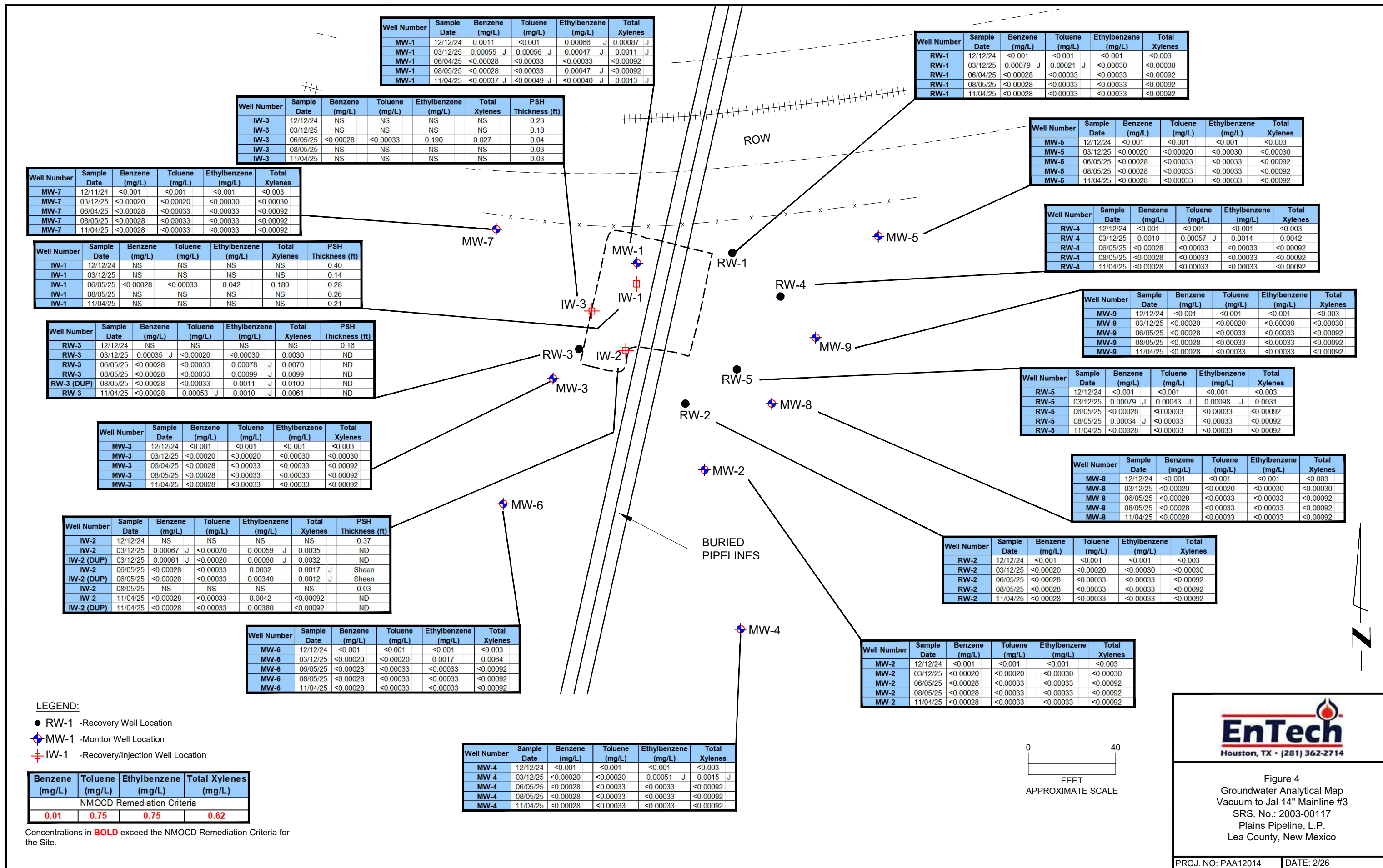


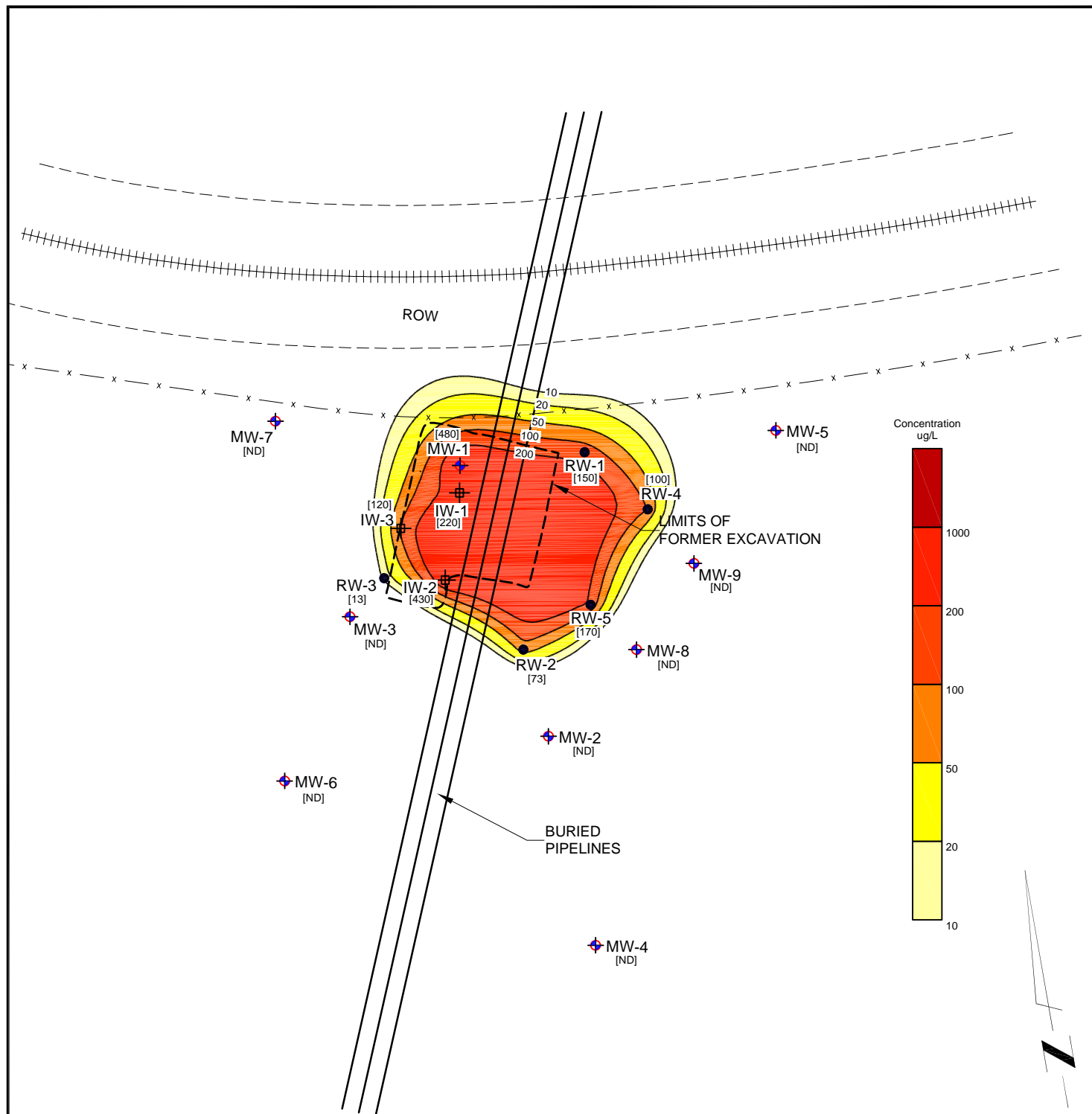
Note: MW-1, RW-2 through RW-5, & IW-1 through IW-3 are not used to prepare the contours.



Figure 3D
 4th Quarter 2025 - Groundwater Gradient Map
 November 3, 2025
 Vacuum to Jal 14" Mainline #3
 SRS. No.: 2003-00117
 Plains Pipeline, L.P.
 Lea County, New Mexico

PROJ. NO: PAA12014 | DATE: 2/26



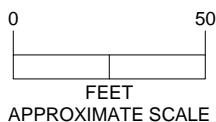



LEGEND:

- RW-1 -Recovery Well Location
- ◆ MW-1 -Monitor Well Location
- [550] -Benzene Concentration in ug/L
- ND -Not Detected

NOTE:

The benzene concentrations presented on this map represent the highest concentration reported in the groundwater samples collected during 2015.

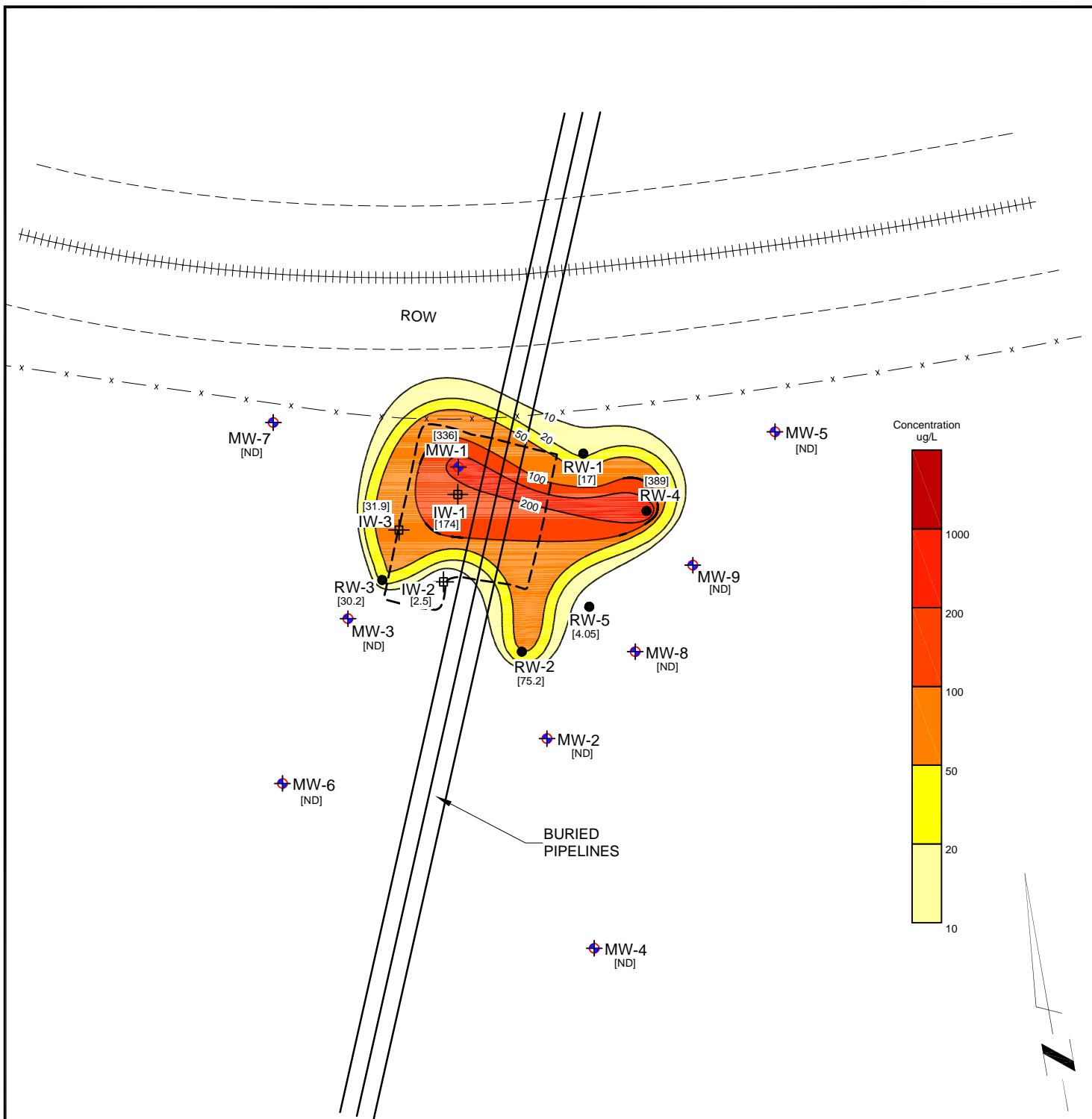




EnTech
Houston, TX • (281) 362-2714

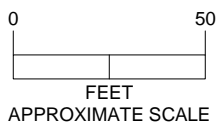
Figure 5
2015 - Benzene Isopleth Map
Vacuum to Jal 14" Mainline #3
SRS. No.: 2003-00117
Plains Pipeline, L.P.
Lea County, New Mexico

PROJ. NO: PAA12014	DATE: 1/21
--------------------	------------




LEGEND:

- RW-1 -Recovery Well Location
- ◆ MW-1 -Monitor Well Location
- [550] -Benzene Concentration in ug/L
- ND -Not Detected



NOTE:

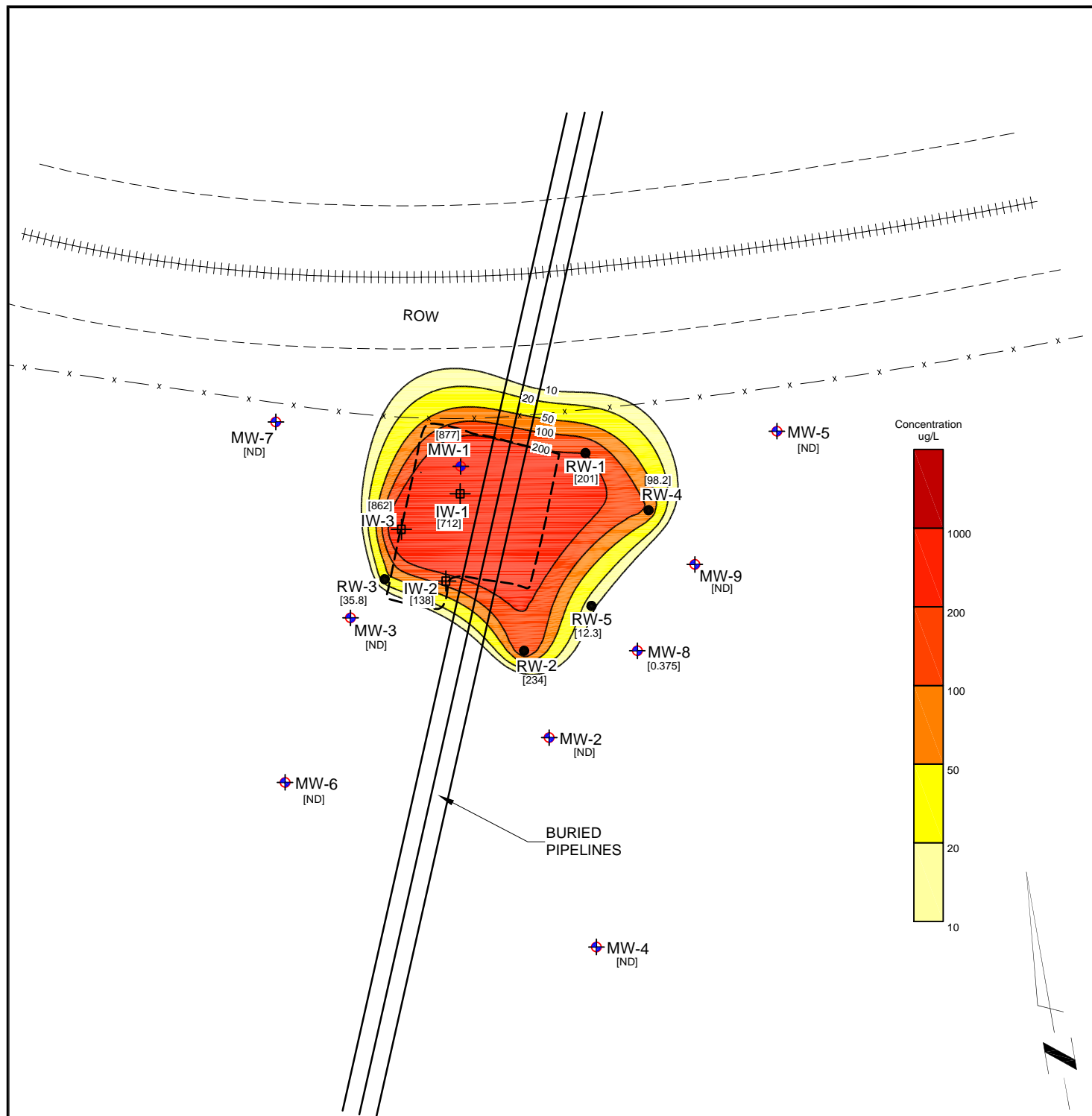
The benzene concentrations presented on this map represent the highest concentration reported in the groundwater samples collected during 2016.



EnTech
Houston, TX • (281) 362-2714

Figure 6
2016 - Benzene Isopleth Map
Vacuum to Jal 14" Mainline #3
SRS. No.: 2003-00117
Plains Pipeline, L.P.
Lea County, New Mexico

PROJ. NO: PAA12014	DATE: 1/21
--------------------	------------



LEGEND:

- RW-1 -Recovery Well Location
- ◆ MW-1 -Monitor Well Location
- [550] -Benzene Concentration in ug/L
- ND -Not Detected

NOTE:

The benzene concentrations presented on this map represent the highest concentration reported in the groundwater samples collected during 2017.

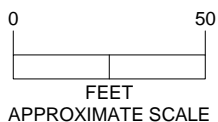
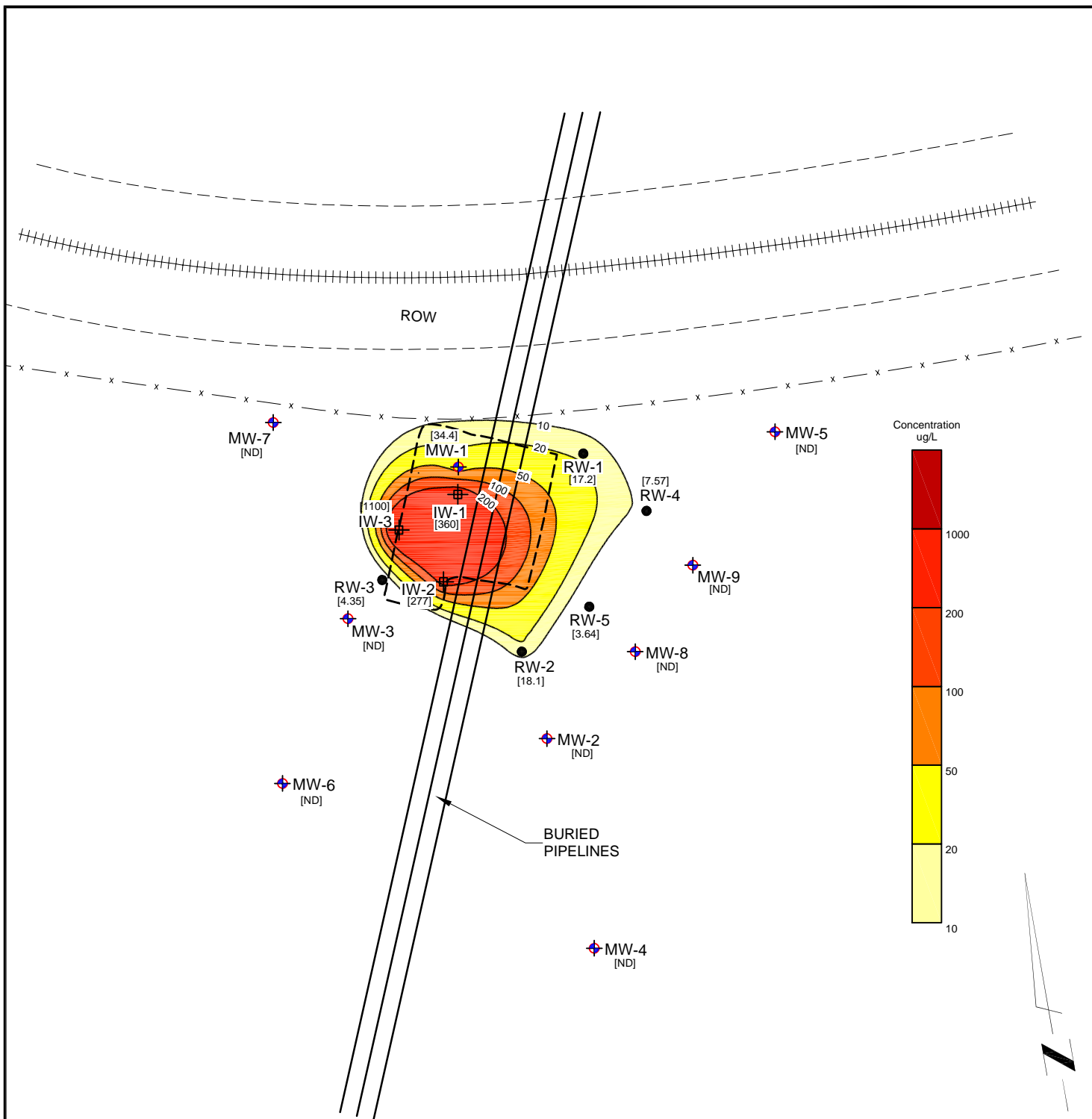


Figure 7
 2017 - Benzene Isopleth Map
 Vacuum to Jal 14" Mainline #3
 SRS. No.: 2003-00117
 Plains Pipeline, L.P.
 Lea County, New Mexico

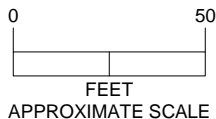
PROJ. NO: PAA12014

DATE: 1/21



LEGEND:

- RW-1 -Recovery Well Location
- ◆ MW-1 -Monitor Well Location
- [550] -Benzene Concentration in ug/L
- ND -Not Detected



NOTE:

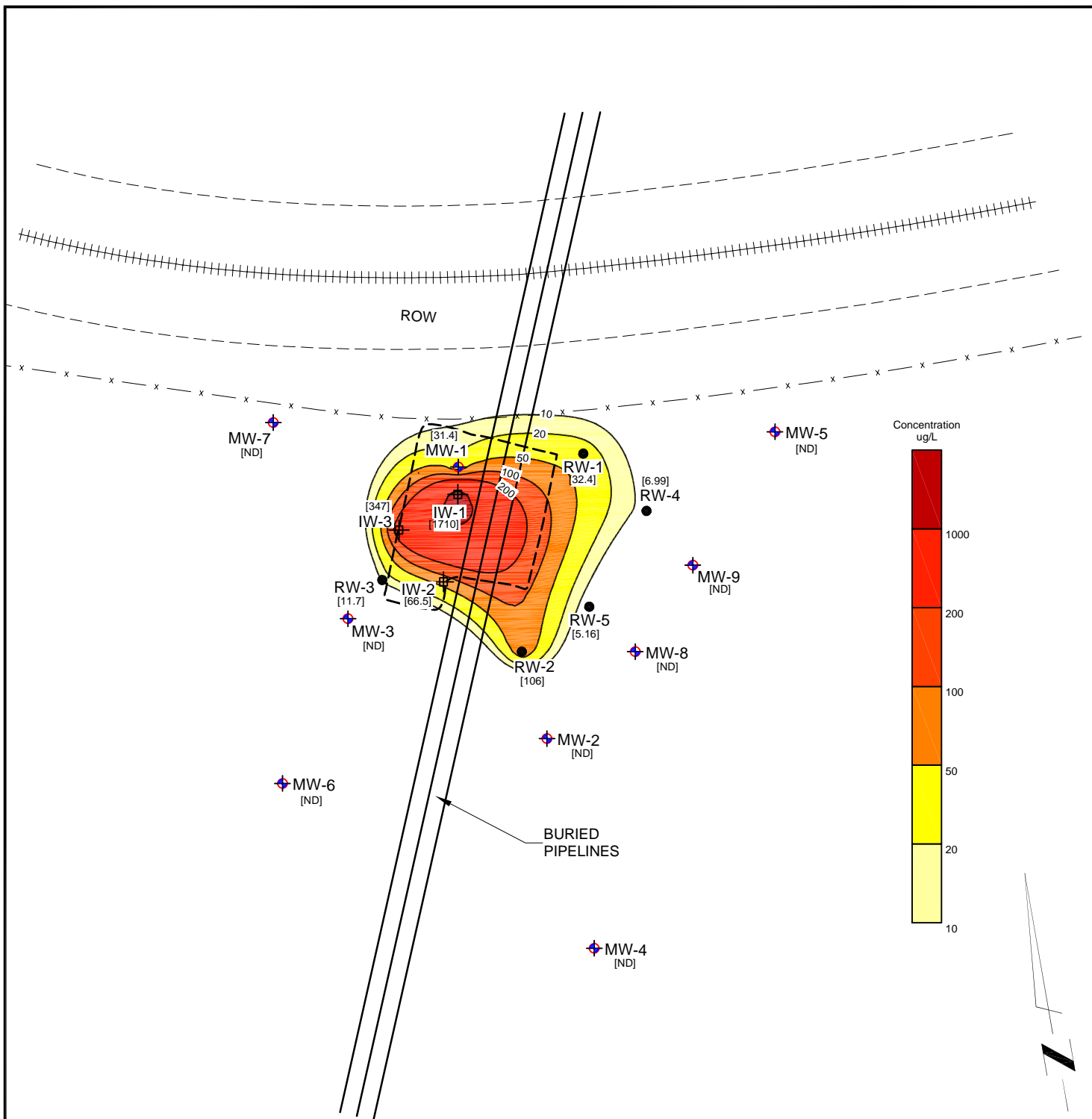
The benzene concentrations presented on this map represent the highest concentration reported in the groundwater samples collected during 2018.



Figure 8
2018 - Benzene Isopleth Map
Vacuum to Jal 14" Mainline #3
SRS. No.: 2003-00117
Plains Pipeline, L.P.
Lea County, New Mexico

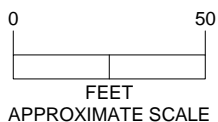
PROJ. NO: PAA12014

DATE: 1/21



LEGEND:

- RW-1 -Recovery Well Location
- ◆ MW-1 -Monitor Well Location
- [550] -Benzene Concentration in ug/L
- ND -Not Detected



NOTE:

The benzene concentrations presented on this map represent the highest concentration reported in the groundwater samples collected during 2019.


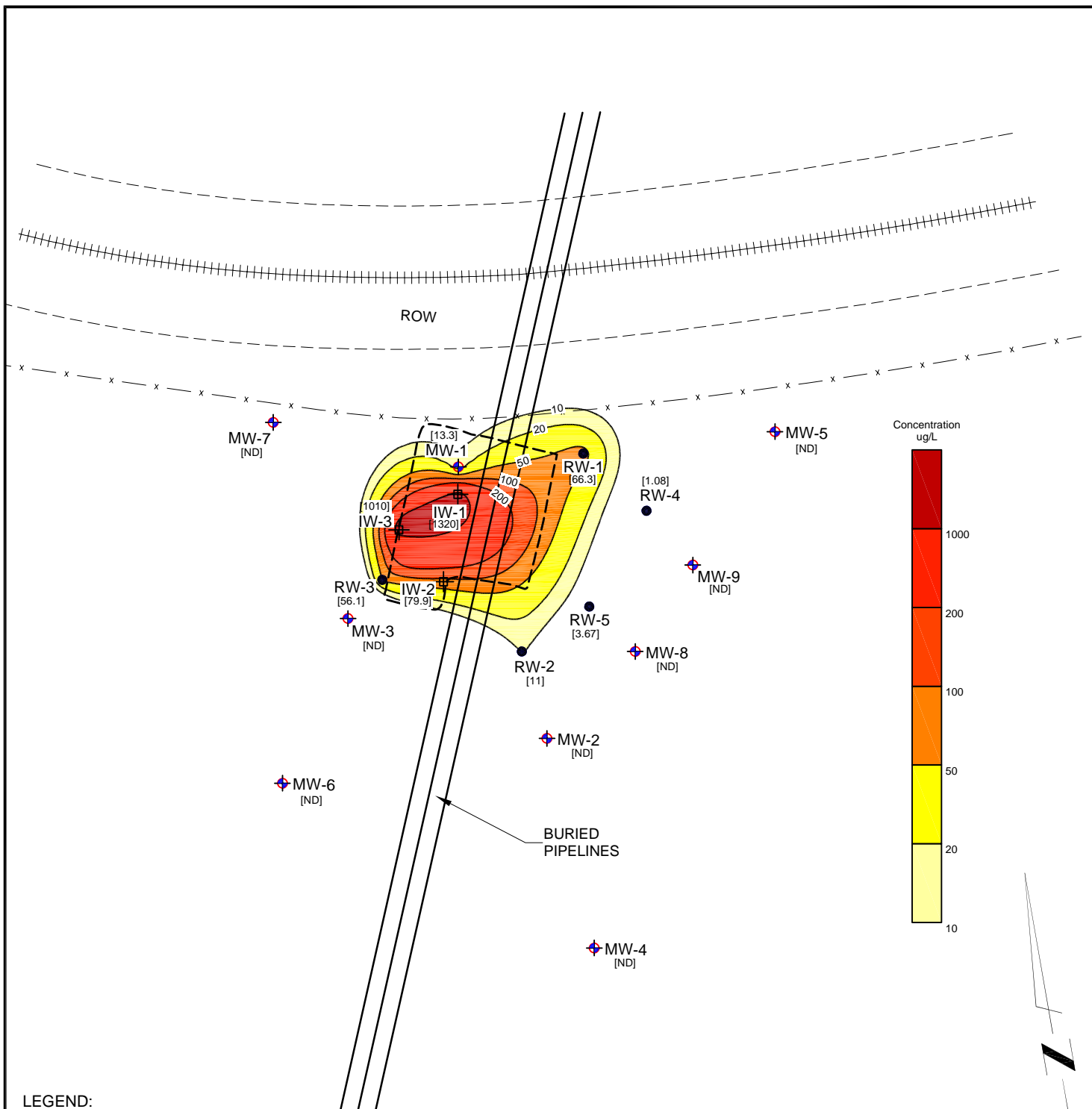


Figure 9
 2019 - Benzene Isopleth Map
 Vacuum to Jal 14" Mainline #3
 SRS. No.: 2003-00117
 Plains Pipeline, L.P.
 Lea County, New Mexico

PROJ. NO: PAA12014	DATE: 1/21
--------------------	------------

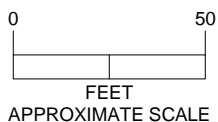



LEGEND:

- RW-1 -Recovery Well Location
- ⊕ MW-1 -Monitor Well Location
- ⊕ IW-1 -Injection Well Location
- [550] -Benzene Concentration in ug/L
- ND -Not Detected

NOTE:

The benzene concentrations presented on this map represent the highest concentration reported in the groundwater samples collected during 2020.

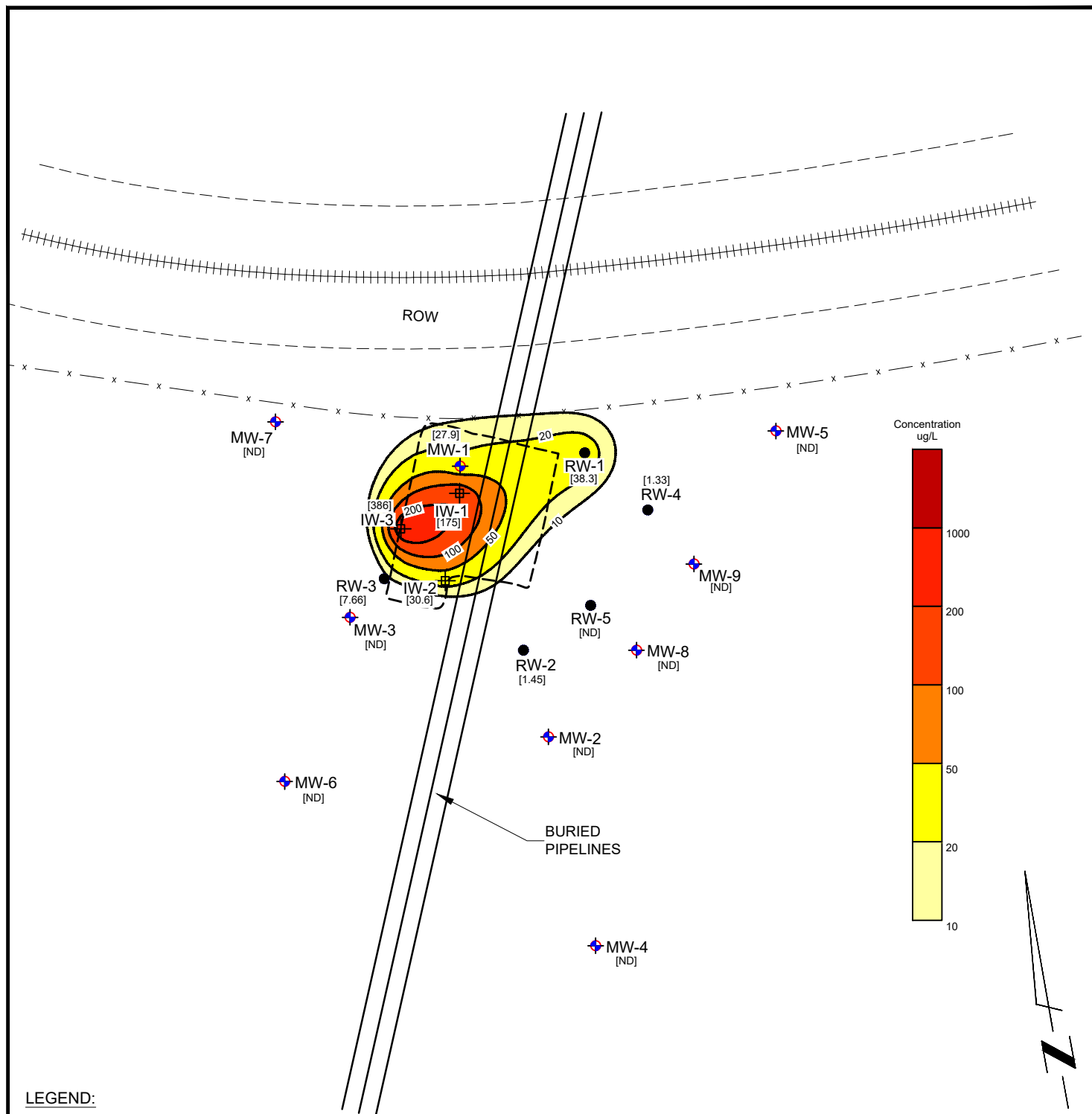




EnTech
Houston, TX • (281) 362-2714

Figure 10
2020 - Benzene Isopleth Map
Vacuum to Jal 14" Mainline #3
SRS. No.: 2003-00117
Plains Pipeline, L.P.
Lea County, New Mexico

PROJ. NO: PAA12014	DATE: 1/21
--------------------	------------



LEGEND:

- RW-1 -Recovery Well Location
- ◆ MW-1 -Monitor Well Location
- ⊕ IW-1 -Injection Well Location
- [550] -Benzene Concentration in ug/L
- ND -Not Detected

NOTE:

The benzene concentrations presented on this map represent the highest concentration reported in the groundwater samples collected during 2021.

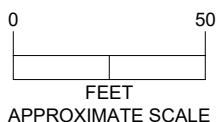
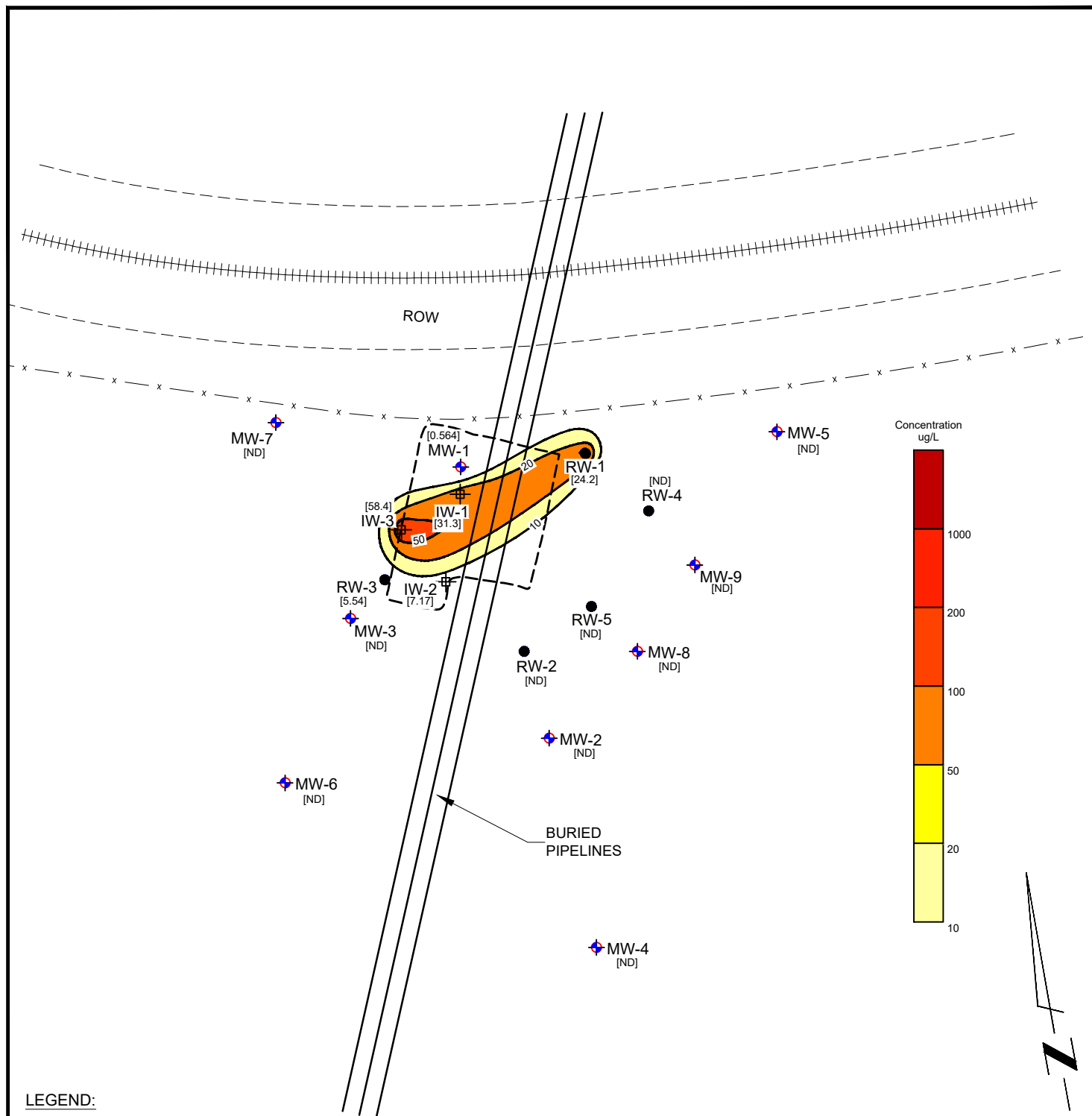


Figure 11
2021 - Benzene Isopleth Map
Vacuum to Jal 14" Mainline #3
SRS. No.: 2003-00117
Plains Pipeline, L.P.
Lea County, New Mexico

PROJ. NO: PAA12014 DATE: 1/22



LEGEND:

- RW-1 -Recovery Well Location
- ◆ MW-1 -Monitor Well Location
- ⊠ IW-1 -Injection Well Location
- [550] -Benzene Concentration in ug/L
- ND -Not Detected

NOTE:

The benzene concentrations presented on this map represent the highest concentration reported in the groundwater samples collected during 2022.

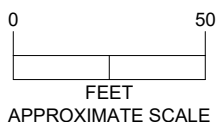
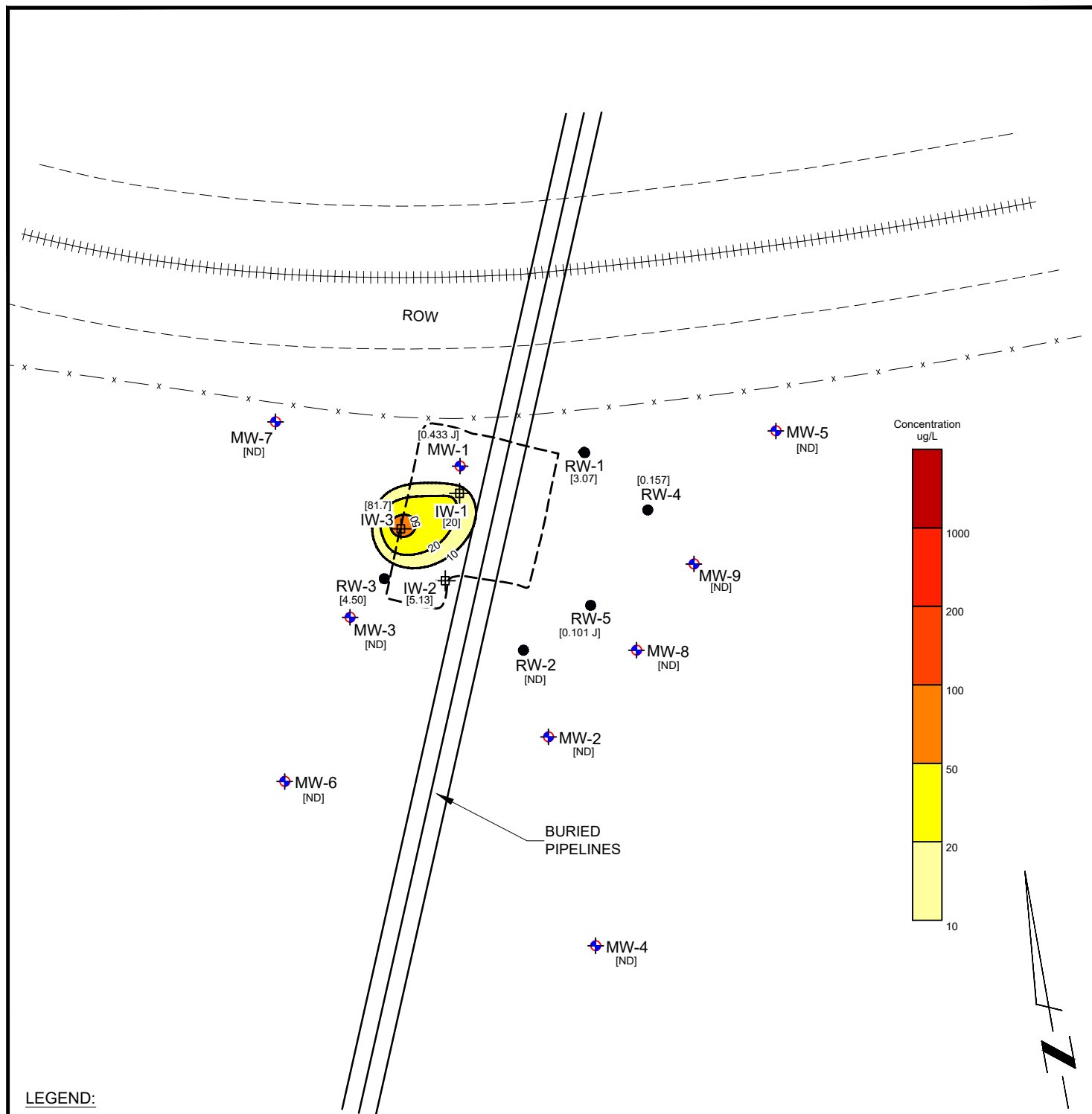


Figure 12
2022 - Benzene Isopleth Map
Vacuum to Jal 14" Mainline #3
SRS. No.: 2003-00117
Plains Pipeline, L.P.
Lea County, New Mexico

PROJ. NO: PAA12014 | DATE: 1/23



LEGEND:

- RW-1 -Recovery Well Location
- ◆ MW-1 -Monitor Well Location
- ⊕ IW-1 -Injection Well Location
- [550] -Benzene Concentration in ug/L
- ND -Not Detected

NOTE:

The benzene concentrations presented on this map represent the highest concentration reported in the groundwater samples collected during 2023.

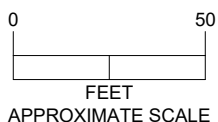
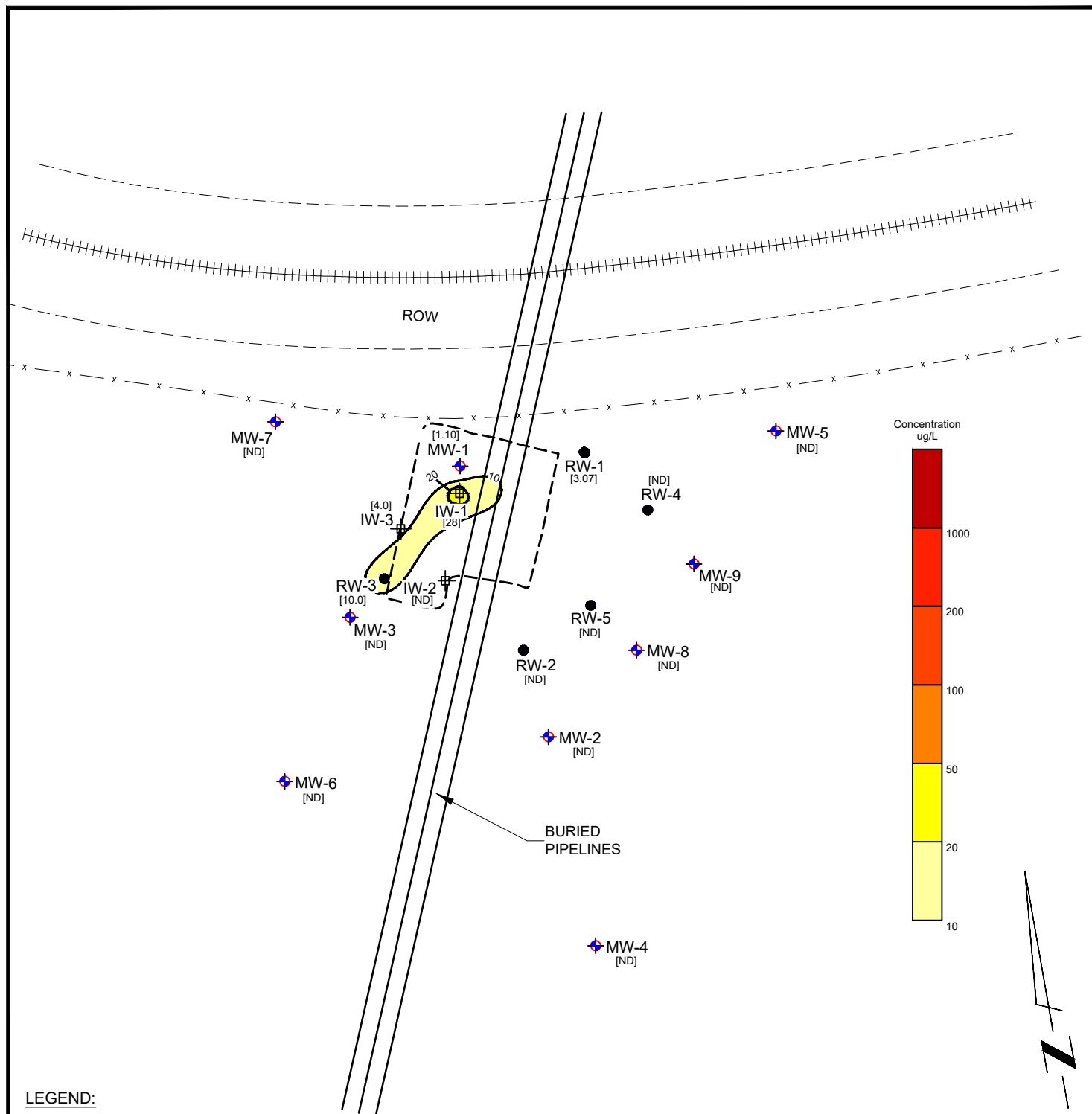


Figure 13
2023 - Benzene Isopleth Map
Vacuum to Jal 14" Mainline #3
SRS. No.: 2003-00117
Plains Pipeline, L.P.
Lea County, New Mexico

PROJ. NO: PAA12014 | DATE: 2/24



LEGEND:

- RW-1 -Recovery Well Location
- ◆ MW-1 -Monitor Well Location
- ⊕ IW-1 -Injection Well Location
- [550] -Benzene Concentration in ug/L
- ND -Not Detected

NOTE:

The benzene concentrations presented on this map represent the highest concentration reported in the groundwater samples collected during 2024.

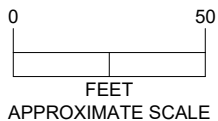
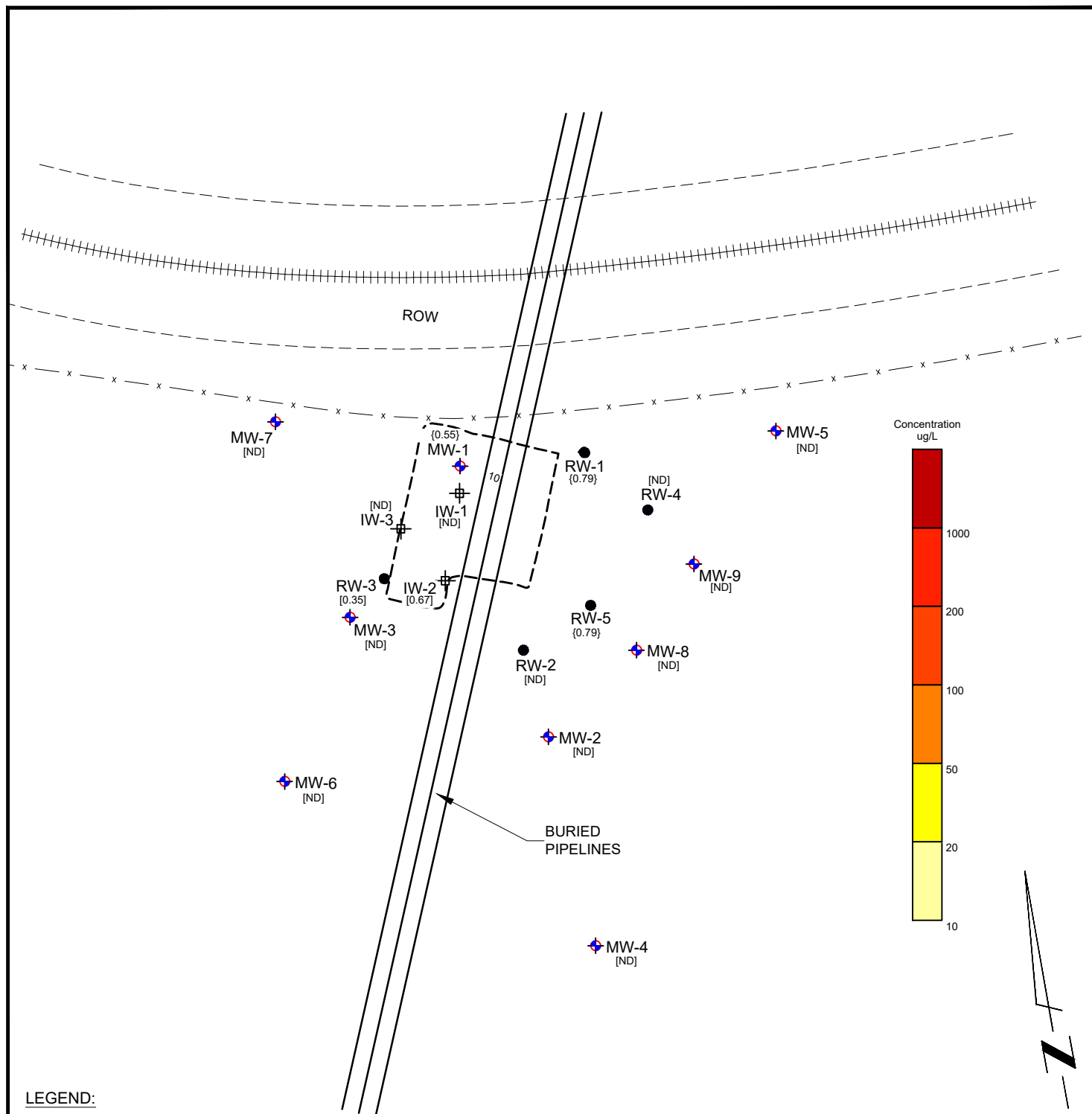


Figure 14
2024 - Benzene Isopleth Map
Vacuum to Jal 14" Mainline #3
SRS. No.: 2003-00117
Plains Pipeline, L.P.
Lea County, New Mexico

PROJ. NO: PAA12014

DATE: 1/25



LEGEND:

- RW-1 -Recovery Well Location
- ◆ MW-1 -Monitor Well Location
- ⊕ IW-1 -Injection Well Location
- [550] -Benzene Concentration in ug/L
- ND -Not Detected

NOTE:

The benzene concentrations presented on this map represent the highest concentration reported in the groundwater samples collected during 2025.

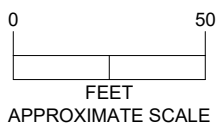


Figure 15
2025 - Benzene Isopleth Map
Vacuum to Jal 14" Mainline #3
SRS. No.: 2003-00117
Plains Pipeline, L.P.
Lea County, New Mexico

PROJ. NO: PAA12014 | DATE: 2/26

TABLES

Table 1	2021 - 2025 Quarterly Groundwater Elevation Data
Table 2	2021 - 2025 Groundwater Analytical Results
Table 3	PAH Groundwater Analytical Results
Table 4	2019-2025 PSH and Dissolved Phase Groundwater Recovery Data

TABLE 1
 2021 - 2025 QUARTERLY GROUNDWATER ELEVATION DATA
 Plains Marketing, L.P.
 Vacuum to Jal 14" Mainline #3
 NMOCD Incident No. nAPP2108846856
 Lea County, New Mexico

Well Number	Date Measured	Top of Casing Elevation (ft)	Total Depth (fmsl)	Depth to Product (fmsl)	Depth to Water (fmsl)	PSH Thickness (fmsl)	Recovery Method	Recovery		Corrected Groundwater Elevation (fmsl)	Comments
								PSH	H ₂ O		
MW-1	03/16/21	3362.64	50.60	sheen	46.88	sheen	NA	sheen	10.00	3315.76	Sampled
MW-1	06/24/21	3362.64	50.60	ND	46.92	ND	NA	sheen	10.00	3315.72	Sampled
MW-1	08/31/21	3362.64	50.60	sheen	47.01	sheen	NA	sheen	10.00	3315.63	Sampled
MW-1	12/14/21	3362.64	50.60	47.05	47.07	0.02	NA	sheen	10.00	3315.59	
MW-1	03/23/22	3362.64	50.60	46.95	46.96	0.01	NA	sheen	10.00	3315.69	
MW-1	06/22/22	3362.64	50.60	47.04	47.06	0.02	NA	sheen	10.00	3315.60	Sampled
MW-1	09/28/22	3362.64	50.60	ND	47.25	ND	NA	sheen	10.00	3315.39	Sampled
MW-1	12/06/22	3362.64	50.60	47.14	47.15	0.01	NA	sheen	10.00	3315.50	
MW-1	03/09/23	3362.64	50.60	47.06	47.07	0.01	NA	sheen	10.00	3315.58	
MW-1	06/07/23	3362.64	50.60	ND	46.95	ND	NA	sheen	10.00	3315.69	Sampled
MW-1	09/26/23	3362.64	50.60	47.30	47.35	0.05	NA	sheen	10.00	3315.33	
MW-1	11/28/23	3362.64	50.60	47.36	47.42	0.06	NA	sheen	10.00	3315.27	
MW-1	03/06/24	3362.64	50.60	47.20	47.28	0.08	NA	sheen	10.00	3315.43	
MW-1	06/25/24	3362.64	50.32	47.17	47.20	0.03	NA	sheen	10.00	3315.47	Sampled
MW-1	09/24/24	3362.64	50.63	47.28	47.40	0.12	NA	sheen	10.00	3315.34	
MW-1	12/11/24	3362.64	50.63	ND	47.56	ND	NA	sheen	10.00	3315.08	Sampled
MW-1	03/11/25	3362.64	55.67	ND	47.34	ND	NA	NA	NA	3315.30	Sampled
MW-1	06/03/25	3362.64	55.67	ND	47.25	ND	NA	Sheen	20	3315.39	Sampled
MW-1	08/04/25	3362.64	55.67	ND	47.27	ND	NA	NA	NA	3315.37	Sampled
MW-1	11/03/25	3362.64	55.67	ND	47.34	ND	NA	NA	NA	3315.30	Sampled
MW-2	03/16/21	3367.00	56.11	ND	44.65	ND	NA	NA	NA	3322.35	Sampled
MW-2	06/24/21	3367.00	56.11	ND	44.68	ND	NA	NA	NA	3322.32	Sampled
MW-2	08/31/21	3367.00	56.11	ND	44.75	ND	NA	NA	NA	3322.25	Sampled
MW-2	12/14/21	3367.00	56.11	ND	44.78	ND	NA	NA	NA	3322.22	Sampled
MW-2	03/23/22	3367.00	56.11	ND	44.64	ND	NA	NA	NA	3322.36	Sampled
MW-2	06/22/22	3367.00	56.11	ND	44.81	ND	NA	NA	NA	3322.19	Sampled
MW-2	09/28/22	3367.00	56.11	ND	45.00	ND	NA	NA	NA	3322.00	Sampled
MW-2	12/06/22	3367.00	56.11	ND	44.87	ND	NA	NA	NA	3322.13	Sampled
MW-2	03/09/23	3367.00	56.11	ND	44.87	ND	NA	NA	NA	3322.13	Sampled
MW-2	06/07/23	3367.00	56.11	ND	44.77	ND	NA	NA	NA	3322.23	Sampled
MW-2	09/26/23	3367.00	56.11	ND	45.10	ND	NA	NA	NA	3321.90	Sampled
MW-2	11/28/23	3367.00	56.11	ND	45.09	ND	NA	NA	NA	3321.91	Sampled
MW-2	03/06/24	3367.00	56.11	ND	44.90	ND	NA	NA	NA	3322.10	Sampled
MW-2	06/25/24	3367.00	59.31	ND	44.95	ND	NA	NA	NA	3322.05	Sampled
MW-2	09/24/24	3367.00	56.11	ND	45.15	ND	NA	NA	NA	3321.85	Sampled
MW-2	12/11/24	3367.00	56.11	ND	45.23	ND	NA	NA	NA	3321.77	Sampled
MW-2	03/11/25	3367.00	55.69	ND	45.02	ND	NA	NA	NA	3321.98	Sampled
MW-2	06/03/25	3367.00	55.69	ND	44.96	ND	NA	NA	NA	3322.04	Sampled
MW-2	08/05/25	3367.00	55.69	ND	44.92	ND	NA	NA	NA	3322.08	Sampled
MW-2	11/03/25	3367.00	55.69	ND	45.02	ND	NA	NA	NA	3321.98	Sampled
MW-3	03/16/21	3369.1	55.00	ND	46.35	ND	NA	NA	NA	3322.75	Sampled
MW-3	06/24/21	3369.1	55.00	ND	46.28	ND	NA	NA	NA	3322.82	Sampled
MW-3	08/31/21	3369.1	55.00	ND	46.46	ND	NA	NA	NA	3322.64	Sampled
MW-3	12/14/21	3369.1	55.00	ND	46.50	ND	NA	NA	NA	3322.60	Sampled
MW-3	03/23/22	3369.1	55.00	ND	46.39	ND	NA	NA	NA	3322.71	Sampled
MW-3	06/22/22	3369.1	55.00	ND	46.35	ND	NA	NA	NA	3322.75	Sampled
MW-3	09/28/22	3369.1	55.00	ND	46.70	ND	NA	NA	NA	3322.40	Sampled
MW-3	12/06/22	3369.1	55.00	ND	46.59	ND	NA	NA	NA	3322.51	Sampled
MW-3	03/09/23	3369.1	55.00	ND	46.62	ND	NA	NA	NA	3322.48	Sampled
MW-3	06/07/23	3369.1	55.00	NA	46.50	NA	NA	NA	NA	3322.60	Sampled
MW-3	09/26/23	3369.1	55.00	ND	46.81	ND	NA	NA	NA	3322.29	Sampled
MW-3	11/28/23	3369.1	55.00	ND	46.82	ND	NA	NA	NA	3322.28	Sampled
MW-3	03/06/24	3369.1	55.00	ND	46.67	ND	NA	NA	NA	3322.43	Sampled
MW-3	06/25/24	3369.1	59.68	ND	46.74	ND	NA	NA	NA	3322.36	Sampled
MW-3	09/24/24	3369.1	55.03	ND	46.90	ND	NA	NA	NA	3322.20	Sampled
MW-3	12/11/24	3369.1	55.05	ND	47.03	ND	NA	NA	NA	3322.07	Sampled
MW-3	03/11/25	3369.1	56.53	ND	46.61	ND	NA	NA	NA	3322.49	Sampled
MW-3	06/03/25	3369.1	56.53	ND	46.73	ND	NA	NA	NA	3322.37	Sampled
MW-3	08/04/25	3369.1	56.53	ND	46.73	ND	NA	NA	NA	3322.37	Sampled
MW-3	11/03/25	3369.1	56.53	ND	46.62	ND	NA	NA	NA	3322.48	
MW-4	03/16/21	3365.12	59.48	ND	42.91	ND	NA	NA	NA	3322.21	Sampled
MW-4	06/24/21	3365.12	59.48	ND	42.46	ND	NA	NA	NA	3322.66	Sampled
MW-4	08/31/21	3365.12	59.48	ND	43.05	ND	NA	NA	NA	3322.07	Sampled
MW-4	12/14/21	3365.12	59.48	ND	43.25	ND	NA	NA	NA	3321.87	Sampled
MW-4	03/23/22	3365.12	59.48	ND	42.94	ND	NA	NA	NA	3322.18	Sampled
MW-4	06/22/22	3365.12	59.48	ND	43.29	ND	NA	NA	NA	3321.83	Sampled
MW-4	09/28/22	3365.12	59.48	ND	43.28	ND	NA	NA	NA	3321.84	Sampled
MW-4	12/06/22	3365.12	59.48	ND	43.14	ND	NA	NA	NA	3321.98	Sampled

TABLE 1
 2021 - 2025 QUARTERLY GROUNDWATER ELEVATION DATA
 Plains Marketing, L.P.
 Vacuum to Jal 14" Mainline #3
 NMOCD Incident No. nAPP2108846856
 Lea County, New Mexico

Well Number	Date Measured	Top of Casing Elevation (ft)	Total Depth (fmsl)	Depth to Product (fmsl)	Depth to Water (fmsl)	PSH Thickness (fmsl)	Recovery Method	Recovery		Corrected Groundwater Elevation (fmsl)	Comments
								PSH	H ₂ O		
MW-4	03/09/23	3365.12	59.48	ND	43.21	ND	NA	NA	NA	3321.91	Sampled
MW-4	06/07/23	3365.12	59.48	ND	43.00	ND	NA	NA	NA	3322.12	Sampled
MW-4	09/26/23	3365.12	59.48	ND	43.35	ND	NA	NA	NA	3321.77	Sampled
MW-4	11/28/23	3365.12	59.48	ND	43.34	ND	NA	NA	NA	3321.78	Sampled
MW-4	03/06/24	3365.12	59.48	ND	43.13	ND	NA	NA	NA	3321.99	Sampled
MW-4	06/25/24	3365.12	58.97	ND	43.31	ND	NA	NA	NA	3321.81	Sampled
MW-4	09/24/24	3365.12	59.51	ND	43.40	ND	NA	NA	NA	3321.72	Sampled
MW-4	12/11/24	3365.12	59.51	ND	43.51	ND	NA	NA	NA	3321.61	Sampled
MW-4	03/11/25	3365.12	59.38	ND	43.30	ND	NA	NA	NA	3321.82	Sampled
MW-4	06/03/25	3365.12	59.38	ND	43.23	ND	NA	NA	NA	3321.89	Sampled
MW-4	08/04/25	3365.12	59.38	ND	43.21	ND	NA	NA	NA	3321.91	Sampled
MW-4	11/03/25	3365.12	59.38	ND	43.28	ND	NA	NA	NA	3321.84	Sampled
MW-5	03/16/21	3364.74	53.14	ND	42.44	ND	NA	NA	NA	3322.30	Sampled
MW-5	06/24/21	3364.74	53.14	ND	42.46	ND	NA	NA	NA	3322.28	Sampled
MW-5	08/31/21	3364.74	53.14	ND	42.54	ND	NA	NA	NA	3322.20	Sampled
MW-5	12/14/21	3364.74	53.14	ND	42.55	ND	NA	NA	NA	3322.19	Sampled
MW-5	03/23/22	3364.74	53.14	ND	42.44	ND	NA	NA	NA	3322.30	Sampled
MW-5	06/22/22	3364.74	53.14	ND	42.57	ND	NA	NA	NA	3322.17	Sampled
MW-5	09/28/22	3364.74	53.14	ND	42.75	ND	NA	NA	NA	3321.99	Sampled
MW-5	12/06/22	3364.74	53.14	ND	42.61	ND	NA	NA	NA	3322.13	Sampled
MW-5	03/09/23	3364.74	53.14	ND	42.64	ND	NA	NA	NA	3322.10	Sampled
MW-5	06/07/23	3364.74	53.14	ND	42.48	ND	NA	NA	NA	3322.26	Sampled
MW-5	09/26/23	3364.74	53.14	ND	42.82	ND	NA	NA	NA	3321.92	Sampled
MW-5	11/28/23	3364.74	53.14	ND	42.82	ND	NA	NA	NA	3321.92	Sampled
MW-5	03/06/24	3364.74	53.14	ND	42.64	ND	NA	NA	NA	3322.10	Sampled
MW-5	06/25/24	3364.74	63.81	ND	42.68	ND	NA	NA	NA	3322.06	Sampled
MW-5	09/24/24	3364.74	53.18	ND	42.90	ND	NA	NA	NA	3321.84	Sampled
MW-5	12/11/24	3364.74	53.18	ND	42.96	ND	NA	NA	NA	3321.78	Sampled
MW-5	03/11/25	3364.74	52.81	ND	42.78	ND	NA	NA	NA	3321.96	Sampled
MW-5	06/03/25	3364.74	52.81	ND	42.74	ND	NA	NA	NA	3322.00	Sampled
MW-5	08/04/25	3364.74	52.81	ND	42.72	ND	NA	NA	NA	3322.02	Sampled
MW-5	11/03/25	3364.74	52.81	ND	42.75	ND	NA	NA	NA	3321.99	Sampled
MW-6	03/16/21	3368.96	59.48	ND	46.91	ND	NA	NA	NA	3322.05	Sampled
MW-6	06/24/21	3368.96	59.48	ND	46.25	ND	NA	NA	NA	3322.71	Sampled
MW-6	08/31/21	3368.96	59.48	ND	46.32	ND	NA	NA	NA	3322.64	Sampled
MW-6	12/14/21	3368.96	59.48	ND	46.37	ND	NA	NA	NA	3322.59	Sampled
MW-6	03/23/22	3368.96	59.48	ND	46.25	ND	NA	NA	NA	3322.71	Sampled
MW-6	06/22/22	3368.96	59.48	ND	46.38	ND	NA	NA	NA	3322.58	Sampled
MW-6	09/28/22	3368.96	59.48	ND	46.58	ND	NA	NA	NA	3322.38	Sampled
MW-6	12/06/22	3368.96	59.48	ND	46.48	ND	NA	NA	NA	3322.48	Sampled
MW-6	03/09/23	3368.96	59.48	ND	46.56	ND	NA	NA	NA	3322.40	Sampled
MW-6	06/07/23	3368.96	59.48	ND	46.32	ND	NA	NA	NA	3322.64	Sampled
MW-6	09/26/23	3368.96	59.48	ND	46.70	ND	NA	NA	NA	3322.26	Sampled
MW-6	11/28/23	3368.96	59.48	ND	46.71	ND	NA	NA	NA	3322.25	Sampled
MW-6	03/06/24	3368.96	59.48	ND	46.52	ND	NA	NA	NA	3322.44	Sampled
MW-6	06/25/24	3368.96	59.76	ND	46.93	ND	NA	NA	NA	3322.03	Sampled
MW-6	09/24/24	3368.96	59.50	ND	46.80	ND	NA	NA	NA	3322.16	Sampled
MW-6	12/11/24	3368.96	59.50	ND	46.95	ND	NA	NA	NA	3322.01	Sampled
MW-6	03/11/25	3368.96	59.40	ND	46.68	ND	NA	NA	NA	3322.28	Sampled
MW-6	06/03/25	3368.96	59.40	ND	46.63	ND	NA	NA	NA	3322.33	Sampled
MW-6	08/04/25	3368.96	59.40	ND	46.62	ND	NA	NA	NA	3322.34	Sampled
MW-6	11/03/25	3368.96	59.40	ND	46.73	ND	NA	NA	NA	3322.23	Sampled
MW-7	03/16/21	3370.25	58.55	ND	47.18	ND	NA	NA	NA	3323.07	Sampled
MW-7	06/24/21	3370.25	58.55	ND	47.27	ND	NA	NA	NA	3322.98	Sampled
MW-7	08/31/21	3370.25	58.55	ND	47.28	ND	NA	NA	NA	3322.97	Sampled
MW-7	12/14/21	3370.25	58.55	ND	47.33	ND	NA	NA	NA	3322.92	Sampled
MW-7	03/23/22	3370.25	58.55	ND	47.21	ND	NA	NA	NA	3323.04	Sampled
MW-7	06/22/22	3370.25	58.55	ND	47.35	ND	NA	NA	NA	3322.90	Sampled
MW-7	09/28/22	3370.25	58.55	ND	47.52	ND	NA	NA	NA	3322.73	Sampled
MW-7	12/06/22	3370.25	58.55	ND	47.42	ND	NA	NA	NA	3322.83	Sampled
MW-7	03/09/23	3370.25	58.55	ND	47.44	ND	NA	NA	NA	3322.81	Sampled
MW-7	06/07/23	3370.25	58.55	ND	47.35	ND	NA	NA	NA	3322.90	Sampled
MW-7	09/26/23	3370.25	58.55	ND	47.63	ND	NA	NA	NA	3322.62	Sampled
MW-7	11/28/23	3370.25	58.55	ND	47.65	ND	NA	NA	NA	3322.60	Sampled
MW-7	03/06/24	3370.25	58.55	ND	47.51	ND	NA	NA	NA	3322.74	Sampled
MW-7	06/25/24	3370.25	63.75	ND	47.55	ND	NA	NA	NA	3322.70	Sampled
MW-7	09/24/24	3370.25	58.58	ND	47.70	ND	NA	NA	NA	3322.55	Sampled
MW-7	12/11/24	3370.25	58.60	ND	47.83	ND	NA	NA	NA	3322.42	Sampled
MW-7	03/11/25	3370.25	58.30	ND	47.65	ND	NA	NA	NA	3322.60	Sampled
MW-7	06/03/25	3370.25	58.30	ND	47.57	ND	NA	NA	NA	3322.68	Sampled

TABLE 1
 2021 - 2025 QUARTERLY GROUNDWATER ELEVATION DATA
 Plains Marketing, L.P.
 Vacuum to Jal 14" Mainline #3
 NMOCD Incident No. nAPP2108846856
 Lea County, New Mexico

Well Number	Date Measured	Top of Casing Elevation (ft)	Total Depth (fmsl)	Depth to Product (fmsl)	Depth to Water (fmsl)	PSH Thickness (fmsl)	Recovery Method	Recovery		Corrected Groundwater Elevation (fmsl)	Comments
								PSH	H ₂ O		
MW-7	08/04/25	3370.25	58.30	ND	47.63	ND	NA	NA	NA	3322.62	Sampled
MW-7	11/03/25	3370.25	58.30	ND	47.68	ND	NA	NA	NA	3322.57	Sampled
MW-8	03/16/21	3365.11	59.62	ND	42.70	ND	NA	NA	NA	3322.41	Sampled
MW-8	06/24/21	3365.11	59.62	ND	42.69	ND	NA	NA	NA	3322.42	Sampled
MW-8	08/31/21	3365.11	59.62	ND	42.84	ND	NA	NA	NA	3322.27	Sampled
MW-8	12/14/21	3365.11	59.62	ND	42.86	ND	NA	NA	NA	3322.25	Sampled
MW-8	03/23/22	3365.11	59.62	ND	42.75	ND	NA	NA	NA	3322.36	Sampled
MW-8	06/22/22	3365.11	59.62	ND	42.83	ND	NA	NA	NA	3322.28	Sampled
MW-8	09/28/22	3365.11	59.62	ND	43.08	ND	NA	NA	NA	3322.03	Sampled
MW-8	12/06/22	3365.11	59.62	ND	42.95	ND	NA	NA	NA	3322.16	Sampled
MW-8	03/09/23	3365.11	59.62	ND	42.96	ND	NA	NA	NA	3322.15	Sampled
MW-8	06/07/23	3365.11	59.62	ND	42.85	ND	NA	NA	NA	3322.26	Sampled
MW-8	09/26/23	3365.11	59.62	ND	43.15	ND	NA	NA	NA	3321.96	Sampled
MW-8	11/28/23	3365.11	59.62	ND	43.15	ND	NA	NA	NA	3321.96	Sampled
MW-8	03/06/24	3365.11	59.62	ND	42.95	ND	NA	NA	NA	3322.16	Sampled
MW-8	06/25/24	3365.11	59.62	ND	43.02	ND	NA	NA	NA	3322.09	Sampled
MW-8	09/24/24	3365.11	59.60	ND	43.20	ND	NA	NA	NA	3321.91	Sampled
MW-8	12/10/24	3365.11	59.60	ND	43.35	ND	NA	NA	NA	3321.76	Sampled
MW-8	03/11/25	3365.11	59.03	ND	43.10	ND	NA	NA	NA	3322.01	Sampled
MW-8	06/03/25	3365.11	59.03	ND	43.06	ND	NA	NA	NA	3322.05	Sampled
MW-8	08/04/25	3365.11	59.03	ND	43.05	ND	NA	NA	NA	3322.06	Sampled
MW-8	11/03/25	3365.11	59.03	ND	43.11	ND	NA	NA	NA	3322.00	Sampled
MW-9	03/16/21	3364.69	62.60	ND	42.10	ND	NA	NA	NA	3322.59	Sampled
MW-9	06/24/21	3364.69	62.60	ND	42.15	ND	NA	NA	NA	3322.54	Sampled
MW-9	08/31/21	3364.69	62.60	ND	42.20	ND	NA	NA	NA	3322.49	Sampled
MW-9	12/14/21	3364.69	62.60	ND	42.22	ND	NA	NA	NA	3322.47	Sampled
MW-9	03/23/22	3364.69	62.60	ND	42.11	ND	NA	NA	NA	3322.58	Sampled
MW-9	06/22/22	3364.69	62.60	ND	42.30	ND	NA	NA	NA	3322.39	Sampled
MW-9	09/28/22	3364.69	62.60	ND	42.42	ND	NA	NA	NA	3322.27	Sampled
MW-9	12/06/22	3364.69	62.60	ND	42.30	ND	NA	NA	NA	3322.39	Sampled
MW-9	03/09/23	3364.69	62.60	ND	42.33	ND	NA	NA	NA	3322.36	Sampled
MW-9	06/07/23	3364.69	62.60	ND	42.15	ND	NA	NA	NA	3322.54	Sampled
MW-9	09/26/23	3364.69	62.60	ND	42.48	ND	NA	NA	NA	3322.21	Sampled
MW-9	11/28/23	3364.69	62.60	ND	42.49	ND	NA	NA	NA	3322.20	Sampled
MW-9	03/06/24	3364.69	62.60	ND	42.31	ND	NA	NA	NA	3322.38	Sampled
MW-9	06/25/24	3364.69	62.60	ND	42.36	ND	NA	NA	NA	3322.33	Sampled
MW-9	09/24/24	3364.69	62.57	ND	42.55	ND	NA	NA	NA	3322.14	Sampled
MW-9	12/11/24	3364.69	62.27	ND	42.66	ND	NA	NA	NA	3322.03	Sampled
MW-9	03/11/25	3364.69	62.06	ND	42.45	ND	NA	NA	NA	3322.24	Sampled
MW-9	06/03/25	3364.69	62.06	ND	42.39	ND	NA	NA	NA	3322.30	Sampled
MW-9	08/04/25	3364.69	62.06	ND	42.39	ND	NA	NA	NA	3322.30	Sampled
MW-9	11/03/25	3364.69	62.06	ND	42.44	ND	NA	NA	NA	3322.25	Sampled
RW-1	03/16/21	3368.12	58.70	ND	45.51	ND	NA	Sheen	10	3322.61	Sampled
RW-1	06/24/21	3368.12	58.70	ND	45.48	ND	NA	Sheen	10	3322.64	Sampled
RW-1	08/31/21	3368.12	58.70	Sheen	45.63	Sheen	NA	Sheen	10	3322.49	Sampled
RW-1	12/14/21	3368.12	58.70	45.66	45.67	0.01	NA	Sheen	10	3322.46	
RW-1	03/23/22	3368.12	58.70	Sheen	45.56	Sheen	NA	Sheen	10	3322.56	
RW-1	06/22/22	3368.12	58.70	ND	45.49	ND	NA	Sheen	10	3322.63	Sampled
RW-1	09/28/22	3368.12	58.70	45.85	45.86	0.01	NA	Sheen	10	3322.27	
RW-1	12/06/22	3368.12	58.70	ND	45.76	ND	NA	Sheen	10	3322.36	Sampled
RW-1	03/09/23	3368.12	58.70	45.67	45.68	0.01	NA	NA	NA	3322.45	Sampled
RW-1	06/07/23	3368.12	58.70	ND	45.65	ND	NA	NA	NA	3322.47	Sampled
RW-1	09/26/23	3368.12	58.70	ND	45.93	ND	NA	NA	NA	3322.19	Sampled
RW-1	11/28/23	3368.12	58.70	ND	45.95	ND	NA	NA	NA	3322.17	Sampled
RW-1	03/06/24	3368.12	58.70	ND	45.75	ND	NA	NA	NA	3322.37	Sampled
RW-1	06/25/24	3368.12	58.70	ND	45.80	ND	NA	NA	NA	3322.32	Sampled
RW-1	09/24/24	3368.12	58.70	ND	46.05	ND	NA	NA	NA	3322.07	Sampled
RW-1	12/11/24	3368.12	58.70	ND	46.15	ND	NA	NA	NA	3321.97	Sampled
RW-1	03/11/25	3368.12	58.44	ND	45.92	ND	NA	NA	NA	3322.20	Sampled
RW-1	06/03/25	3368.12	58.44	ND	45.83	ND	NA	NA	NA	3322.29	Sampled
RW-1	08/04/25	3368.12	58.44	ND	45.85	ND	NA	NA	NA	3322.27	Sampled
RW-1	11/03/25	3368.12	58.44	ND	45.91	ND	NA	NA	NA	3322.21	Sampled
RW-2	03/16/21	3368.32	58.70	Sheen	45.80	Sheen	NA	NA	NA	3322.52	Sampled
RW-2	06/24/21	3368.32	58.70	Sheen	45.72	Sheen	NA	NA	NA	3322.60	Sampled
RW-2	08/31/21	3368.32	58.70	45.88	45.90	0.02	NA	NA	NA	3322.44	
RW-2	12/14/21	3368.32	58.70	45.95	46.07	0.12	NA	NA	NA	3322.35	
RW-2	03/23/22	3368.32	58.70	45.82	45.89	0.07	NA	NA	NA	3322.49	
RW-2	06/22/22	3368.32	58.70	Sheen	46.44	Sheen	NA	NA	NA	3321.88	Sampled
RW-2	09/28/22	3368.32	58.70	46.14	46.16	0.02	NA	NA	NA	3322.18	
RW-2	12/06/22	3368.32	58.70	46.01	46.03	0.02	NA	NA	NA	3322.31	

TABLE 1
 2021 - 2025 QUARTERLY GROUNDWATER ELEVATION DATA
 Plains Marketing, L.P.
 Vacuum to Jal 14" Mainline #3
 NMOCD Incident No. nAPP2108846856
 Lea County, New Mexico

Well Number	Date Measured	Top of Casing Elevation (ft)	Total Depth (fmsl)	Depth to Product (fmsl)	Depth to Water (fmsl)	PSH Thickness (fmsl)	Recovery Method	Recovery		Corrected Groundwater Elevation (fmsl)	Comments
								PSH	H ₂ O		
RW-2	03/09/23	3368.32	58.70	45.93	45.95	0.02	NA	NA	NA	3322.39	
RW-2	06/07/23	3368.32	58.98	ND	45.95	ND	NA	NA	NA	3322.37	Sampled
RW-2	09/26/23	3368.32	58.98	ND	46.23	ND	NA	NA	NA	3322.09	Sampled
RW-2	11/28/23	3368.32	58.98	ND	46.25	ND	NA	NA	NA	3322.07	Sampled
RW-2	03/06/24	3368.32	58.98	Sheen	46.06	Sheen	NA	NA	NA	3322.26	
RW-2	06/25/24	3368.32	58.98	ND	46.18	ND	NA	NA	NA	3322.14	Sampled
RW-2	09/24/24	3368.32	58.61	ND	46.30	ND	NA	NA	NA	3322.02	Sampled
RW-2	12/11/24	3368.32	58.61	ND	46.45	ND	NA	NA	NA	3321.87	Sampled
RW-2	03/11/25	3368.32	58.79	ND	46.21	ND	NA	ND	25	3322.11	Sampled
RW-2	06/03/25	3368.32	58.79	ND	46.17	ND	NA	NA	25	3322.15	Sampled
RW-2	08/04/25	3368.32	58.79	ND	46.16	ND	NA	NA	10	3322.16	Sampled
RW-2	11/03/25	3368.32	58.79	ND	46.22	ND	NA	NA	10	3322.10	Sampled
RW-3	03/16/21	3369.05	59.57	46.20	46.29	0.09	NA	NA	NA	3322.84	PUMP
RW-3	06/24/21	3369.05	59.57	46.23	46.32	0.09	NA	NA	NA	3322.81	PUMP / Sampled
RW-3	08/31/21	3369.05	59.57	46.35	46.37	0.02	NA	NA	NA	3322.70	PUMP
RW-3	12/14/21	3369.05	59.57	46.46	46.47	0.01	NA	NA	NA	3322.59	PUMP
RW-3	03/23/22	3369.05	59.57	46.34	46.40	0.06	NA	NA	NA	3322.70	PUMP
RW-3	06/22/22	3369.05	59.57	46.39	46.44	0.05	NA	NA	NA	3322.65	PUMP / Sampled
RW-3	09/28/22	3369.05	59.57	46.51	46.54	0.03	NA	NA	NA	3322.54	PUMP
RW-3	12/06/22	3369.05	59.57	46.53	46.56	0.03	NA	NA	NA	3322.52	PUMP
RW-3	03/10/23	3369.05	59.57	46.42	46.46	0.04	NA	NA	NA	3322.62	PUMP
RW-3	06/07/23	3369.05	59.57	46.35	47.11	0.76	NA	NA	NA	3322.59	PUMP / Sampled
RW-3	09/26/23	3369.05	59.57	46.48	46.71	0.23	NA	NA	NA	3322.54	PUMP
RW-3	11/28/23	3369.05	59.57	46.52	48.15	1.63	NA	NA	NA	3322.29	PUMP
RW-3	03/06/24	3369.05	59.57	46.60	46.69	0.09	NA	NA	NA	3322.44	PUMP
RW-3	06/25/24	3369.05	63.71	46.59	46.92	0.33	NA	NA	NA	3322.41	PUMP / Sampled
RW-3	09/24/24	3369.05	59.60	46.95	47.24	0.29	NA	NA	NA	3322.06	
RW-3	12/11/24	3369.05	59.60	46.79	46.95	0.16	NA	NA	NA	3322.24	
RW-3	03/11/25	3369.05	59.62	ND	46.72	ND	NA	NA	26	3322.33	Sampled
RW-3	06/03/25	3369.05	59.62	ND	46.65	ND	NA	NA	25	3322.40	Sampled
RW-3	08/04/25	3369.05	59.62	ND	46.66	ND	NA	NA	10	3322.39	Sampled
RW-3	11/03/25	3369.05	59.62	NA	46.71	NA	NA	NA	10	3322.34	Sampled
RW-4	03/16/21	3367.11	57.63	Sheen	44.98	Sheen	NA	Sheen	10	3322.13	Sampled
RW-4	06/24/21	3367.11	57.63	Sheen	44.92	Sheen	NA	Sheen	10	3322.19	Sampled
RW-4	08/31/21	3367.11	57.63	Sheen	45.08	Sheen	NA	Sheen	10	3322.03	Sampled
RW-4	12/14/21	3367.11	57.63	Sheen	45.10	Sheen	NA	Sheen	10	3322.01	Sampled
RW-4	03/23/22	3367.11	57.63	44.99	45.00	0.01	NA	Sheen	10	3322.12	
RW-4	06/22/22	3367.11	57.63	Sheen	46.46	Sheen	NA	Sheen	10	3320.65	Sampled
RW-4	09/28/22	3367.11	57.63	ND	45.30	ND	NA	Sheen	10	3321.81	Sampled
RW-4	12/06/22	3367.11	57.63	ND	45.18	ND	NA	Sheen	10	3321.93	Sampled
RW-4	03/09/23	3367.11	59.63	ND	45.09	ND	NA	Sheen	10	3322.02	Sampled
RW-4	06/07/23	3367.11	59.63	ND	45.86	ND	NA	Sheen	10	3321.25	Sampled
RW-4	09/26/23	3367.11	59.63	ND	45.38	ND	NA	Sheen	10	3321.73	Sampled
RW-4	11/28/23	3367.11	59.63	ND	45.38	ND	NA	Sheen	10	3321.73	Sampled
RW-4	03/06/24	3367.11	59.63	ND	45.20	ND	NA	Sheen	10	3321.91	Sampled
RW-4	06/25/24	3367.11	63.65	ND	45.28	ND	NA	Sheen	10	3321.83	Sampled
RW-4	09/24/24	3367.11	59.65	45.42	45.45	0.03	NA	Sheen	10	3321.69	
RW-4	12/11/24	3367.11	59.65	ND	45.60	ND	NA	Sheen	10	3321.51	Sampled
RW-4	03/11/25	3367.11	57.28	ND	45.34	ND	NA	NA	25	3321.77	Sampled
RW-4	06/03/25	3367.11	57.28	ND	45.29	ND	NA	NA	NA	3321.82	Sampled
RW-4	08/04/25	3367.11	57.28	ND	45.27	ND	NA	NA	NA	3321.84	Sampled
RW-4	11/03/25	3367.11	57.28	ND	45.33	ND	NA	NA	NA	3321.78	Sampled
RW-5	03/16/21	3368.34	59.73	Sheen	45.80	Sheen	NA	NA	NA	3322.54	Sampled
RW-5	06/24/21	3368.34	59.73	ND	45.58	ND	NA	NA	NA	3322.76	Sampled
RW-5	08/31/21	3368.34	59.73	Sheen	45.80	Sheen	NA	NA	NA	3322.54	Sampled
RW-5	12/14/21	3368.34	59.73	45.93	45.94	0.01	NA	NA	NA	3322.41	
RW-5	03/23/22	3368.34	59.73	45.81	45.84	0.03	NA	NA	NA	3322.53	
RW-5	06/22/22	3368.34	59.73	ND	45.49	ND	NA	NA	NA	3322.85	Sampled
RW-5	09/28/22	3368.34	59.73	ND	46.14	ND	NA	NA	NA	3322.20	Sampled
RW-5	12/06/22	3368.34	59.73	ND	46.53	ND	NA	NA	NA	3321.81	Sampled
RW-5	03/09/23	3368.34	59.73	ND	45.96	ND	NA	NA	NA	3322.38	Sampled
RW-5	06/07/23	3368.34	59.73	ND	45.86	ND	NA	NA	NA	3322.48	Sampled
RW-5	09/26/23	3368.34	59.73	Sheen	46.23	Sheen	NA	NA	NA	3322.11	Sampled
RW-5	11/28/23	3368.34	59.73	ND	46.22	ND	NA	NA	NA	3322.12	Sampled
RW-5	03/06/24	3368.34	59.73	Sheen	46.05	Sheen	NA	NA	NA	3322.29	
RW-5	06/25/24	3368.34	64.07	Sheen	46.03	Sheen	NA	NA	NA	3322.31	Sampled
RW-5	09/24/24	3368.34	59.75	46.26	46.30	0.04	NA	NA	NA	3322.07	
RW-5	12/11/24	3368.34	59.75	ND	46.44	ND	NA	NA	NA	3321.90	Sampled
RW-5	03/11/25	3368.34	59.48	ND	46.20	ND	NA	NA	26	3322.14	Sampled
RW-5	06/03/25	3368.34	59.48	ND	46.14	ND	NA	NA	NA	3322.20	Sampled

TABLE 1
 2021 - 2025 QUARTERLY GROUNDWATER ELEVATION DATA
 Plains Marketing, L.P.
 Vacuum to Jal 14" Mainline #3
 NMOCD Incident No. nAPP2108846856
 Lea County, New Mexico

Well Number	Date Measured	Top of Casing Elevation (ft)	Total Depth (fmsl)	Depth to Product (fmsl)	Depth to Water (fmsl)	PSH Thickness (fmsl)	Recovery Method	Recovery		Corrected Groundwater Elevation (fmsl)	Comments
								PSH	H ₂ O		
RW-5	08/04/25	3368.34	59.48	ND	46.13	ND	NA	NA	NA	3322.21	Sampled
RW-5	11/03/25	3368.34	59.48	ND	46.18	ND	NA	NA	NA	3322.16	Sampled
IW-1	03/16/21	3368.53	64.00	46.00	46.06	0.06	NA	NA	NA	3322.52	pump
IW-1	06/24/21	3368.53	64.00	46.20	46.22	0.02	NA	NA	NA	3322.33	pump / Sampled
IW-1	08/31/21	3368.53	64.00	46.13	46.14	0.01	NA	NA	NA	3322.40	pump
IW-1	03/23/22	3368.53	64.00	46.12	46.28	0.16	NA	NA	NA	3322.39	pump
IW-1	12/14/21	3368.53	64.00	46.21	46.33	0.12	NA	NA	NA	3322.30	pump
IW-1	03/23/22	3368.53	64.00	46.12	46.28	0.16	NA	NA	NA	3322.39	pump
IW-1	06/22/22	3368.53	64.00	46.24	46.29	0.05	NA	NA	NA	3322.28	pump / Sampled
IW-1	09/28/22	3368.53	64.00	46.35	46.37	0.02	NA	NA	NA	3322.18	pump
IW-1	12/06/22	3368.53	64.00	46.24	46.41	0.17	NA	NA	NA	3322.26	pump
IW-1	03/09/23	3368.53	64.00	46.20	46.00	0.20	NA	NA	NA	3322.70	pump
IW-1	06/07/23	3368.53	64.00	46.15	46.85	0.70	NA	NA	NA	3322.28	pump / Sampled
IW-1	09/26/23	3368.53	64.00	46.36	46.78	0.42	NA	NA	NA	3322.11	pump
IW-1	11/28/23	3368.53	64.00	46.43	47.02	0.59	NA	NA	NA	3322.01	pump
IW-1	03/06/24	3368.53	64.00	46.58	46.70	0.12	NA	NA	NA	3321.93	pump
IW-1	06/25/24	3368.53	64.00	46.40	47.67	1.27	NA	NA	NA	3321.94	pump / Sampled
IW-1	09/24/24	3368.53	64.00	46.71	47.46	0.75	NA	NA	NA	3321.71	
IW-1	12/11/24	3368.53	64.00	46.70	47.10	0.40	NA	NA	NA	3321.77	
IW-1	03/11/25	3368.53	64.06	46.46	46.60	0.14	NA	0.5	11.5	3322.05	
IW-1	06/03/25	3368.53	64.06	46.38	46.66	0.28	NA	0.25	27.75	3322.11	Sampled
IW-1	08/04/25	3368.53	64.06	46.42	46.68	0.26	NA	0.25	19.75	3322.07	
IW-1	11/03/25	3368.53	64.06	46.41	46.62	0.21	NA	0.25	19.75	3322.09	
IW-2	03/16/21	3368.63	64.05	sheen	46.11	sheen	NA	NA	NA	3322.52	pump / Sampled
IW-2	06/24/21	3368.63	64.05	ND	46.08	ND	NA	NA	NA	3322.55	pump / Sampled
IW-2	08/31/21	3368.63	64.05	sheen	46.15	sheen	NA	NA	NA	3322.48	pump / Sampled
IW-2	12/14/21	3368.63	64.05	46.23	46.25	0.02	NA	NA	NA	3322.40	pump
IW-2	03/23/22	3368.63	64.05	46.11	46.15	0.04	NA	NA	NA	3322.51	pump
IW-2	06/22/22	3368.63	64.05	46.57	46.63	0.06	NA	NA	NA	3322.05	pump / Sampled
IW-2	09/28/22	3368.63	64.05	46.40	46.42	0.02	NA	NA	NA	3322.23	pump
IW-2	12/06/22	3368.63	64.05	46.31	46.45	0.14	NA	NA	NA	3322.30	pump
IW-2	03/09/23	3368.63	64.05	46.30	46.32	0.02	NA	NA	NA	3322.33	pump
IW-2	06/07/23	3368.63	64.05	46.28	46.39	0.11	NA	NA	NA	3322.33	pump / Sampled
IW-2	09/26/23	3368.63	64.05	46.31	46.71	0.40	NA	NA	NA	3322.26	pump
IW-2	11/28/23	3368.63	64.05	46.41	46.79	0.38	NA	NA	NA	3322.16	pump
IW-2	03/06/24	3368.63	64.05	sheen	47.47	sheen	NA	NA	NA	3321.16	pump
IW-2	06/25/24	3368.63	64.05	46.39	46.81	0.42	NA	NA	NA	3322.18	pump / Sampled
IW-2	09/24/24	3368.63	64.08	46.62	47.18	0.56	NA	NA	NA	3321.93	
IW-2	12/20/24	3368.63	64.08	46.71	47.08	0.37	NA	NA	NA	3321.86	
IW-2	03/11/25	3368.63	63.81	ND	46.50	ND	NA	sheen	35	3322.13	Sampled
IW-2	06/03/25	3368.63	63.81	Sheen	46.44	Sheen	NA	Sheen	28	3322.19	Sampled
IW-2	08/04/25	3368.63	63.81	46.40	46.43	0.03	NA	Sheen	20	3322.23	
IW-2	11/03/25	3368.63	63.81	ND	46.49	ND	NA	Sheen	20	3322.14	Sampled
IW-3	03/16/21	3368.96	63.86	46.25	46.30	0.05	NA	NA	NA	3322.70	pump
IW-3	06/24/21	3368.96	63.86	46.14	46.48	0.34	NA	NA	NA	3322.77	pump / Sampled
IW-3	08/31/21	3368.96	63.86	46.35	46.45	0.10	NA	NA	NA	3322.60	pump
IW-3	03/23/22	3368.96	63.86	46.32	46.42	0.10	NA	NA	NA	3322.63	pump
IW-3	12/14/21	3368.96	63.86	46.41	46.50	0.09	NA	NA	NA	3322.54	pump
IW-3	06/22/22	3368.96	63.86	46.24	46.39	0.15	NA	NA	NA	3322.70	pump / Sampled
IW-3	09/28/22	3368.96	63.86	46.51	46.53	0.02	NA	NA	NA	3322.45	pump
IW-3	12/06/22	3368.96	63.86	46.50	46.72	0.22	NA	NA	NA	3322.43	pump
IW-3	03/09/23	3368.96	63.86	46.40	46.43	0.03	NA	NA	NA	3322.56	pump
IW-3	06/07/23	3368.96	63.86	46.35	47.31	0.96	NA	NA	NA	3322.47	pump / Sampled
IW-3	09/26/23	3368.96	63.86	46.58	46.89	0.31	NA	NA	NA	3322.33	pump
IW-3	11/28/23	3368.96	63.86	46.48	46.92	0.44	NA	NA	NA	3322.41	pump
IW-3	03/06/24	3368.96	63.86	46.60	46.65	0.05	NA	NA	NA	3322.35	pump
IW-3	06/25/24	3368.96	63.86	46.58	48.81	2.23	NA	NA	NA	3322.05	pump / Sampled
IW-3	09/24/24	3368.96	64.02	46.51	46.60	0.09	NA	NA	NA	3322.44	
IW-3	12/11/24	3368.96	64.05	46.95	47.18	0.23	NA	NA	NA	3321.98	
IW-3	02/10/25	3368.96	64.02	46.78	46.96	0.18	NA	0.125	8.875	3322.15	
IW-3	06/03/25	3368.96	64.02	46.66	46.70	0.04	NA	Sheen	28	3322.29	Sampled
IW-3	08/04/25	3368.96	64.02	46.61	46.64	0.03	NA	Sheen	20	3322.35	
IW-3	11/03/25	3368.96	64.02	46.71	46.74	0.03	NA	Sheen	20	3322.25	

fmsl: feet above mean sea level based on NAVD 88
 NA: Not applicable
 ND: Not detected
 NS: Not surveyed

TABLE 2
 2021-2025 GROUNDWATER ANALYTICAL RESULTS
 Plains Marketing, L.P.
 Vacuum to Jal 14" Mainline #3
 NMOCD Incident No. nAPP2108846856
 Lea County, New Mexico

Well Number	Sample Date	Sample ID	SW 846-8060B			
			Benzene (mg/L)	Toluene (mg/L)	Ethylbenzene (mg/L)	Total Xylenes (mg/L)
			NMOCD Remediation Criteria			
			0.01	0.75	0.75	0.62
MW-1	03/16/21	L1329027-01	0.0279	0.00179	0.0221	0.0114
MW-1	06/24/21	L1372107-01	0.00798	<0.001	0.00283	0.0108
MW-1	09/01/21	L1399192-01	0.0132	<0.001	0.00358	0.00694
MW-1	12/15/21	NS	NS	NS	NS	NS
MW-1	03/24/22	NS	NS	NS	NS	NS
MW-1	06/22/22	L1509142-01	0.000564 J	<0.000278	<0.000137	0.00135 J
MW-1	09/29/22	L1541765-01	0.00338	<0.000278	0.00199	0.00211 J
MW-1	12/07/22	NS	NS	NS	NS	NS
MW-1	03/10/23	NS	NS	NS	NS	NS
MW-1	06/08/23	L1624897-01	0.000433 J	0.000512 J	0.000392 J	0.000667 J
MW-1	09/27/23	NS	NS	NS	NS	NS
MW-1	11/29/23	NS	NS	NS	NS	NS
MW-1	03/07/24	NS	NS	NS	NS	NS
MW-1	06/26/24	HS24061803-01	<0.001	<0.001	0.0015	0.0044
MW-1	09/25/24	NS	NS	NS	NS	NS
MW-1	12/12/24	HS24120842-01	0.0011	<0.001	0.00066 J	0.00087 J
MW-1	03/12/25	HS25030645-01	0.00055 J	0.00056 J	0.00047 J	0.0011 J
MW-1	06/04/25	HS25060289-01	<0.00028	<0.00033	<0.00033	<0.00092
MW-1	08/05/25	HS25080295-01	<0.00028	<0.00033	0.00047 J	<0.00092
MW-1	11/04/25	HS25110216-01	<0.00037 J	<0.00049 J	<0.00040 J	0.0013 J
MW-2	03/16/21	L1329027-02	<0.001	<0.001	<0.001	<0.003
MW-2	06/24/21	L1372107-02	<0.001	<0.001	<0.001	<0.003
MW-2	09/01/21	L1399192-02	<0.001	<0.001	<0.001	<0.003
MW-2	12/15/21	L1443626-01	<0.001	<0.001	<0.001	<0.003
MW-2	03/24/22	L1475832-01	<0.001	<0.001	<0.001	<0.003
MW-2	06/22/22	L1509142-02	<0.0000941	<0.000278	<0.000137	<0.000174
MW-2	09/29/22	L1541765-02	<0.0000941	<0.000278	<0.000137	<0.000174
MW-2	12/07/22	L1566272-01	<0.000493	<0.000998	<0.000462	<0.00132
MW-2	03/10/23	L1594219-01	<0.0000941	<0.000278	<0.000137	<0.000174
MW-2	06/07/23	L1624897-02	<0.0000941	<0.000278	<0.000137	<0.000174
MW-2	09/27/23	L1661989-01	<0.000493	<0.000998	<0.000462	<0.00132
MW-2	11/29/23	L1683627-01	<0.0000941	<0.000278	<0.000137	<0.000174
MW-2	03/07/24	L1713496-01	<0.0000941	<0.000278	<0.000137	<0.000174
MW-2	06/25/24	HS24061803-02	<0.001	<0.001	<0.001	<0.003
MW-2	09/25/24	HS24091337-01	<0.001	<0.001	<0.001	<0.003
MW-2	12/12/24	HS24120842-02	<0.001	<0.001	<0.001	<0.003
MW-2	03/12/25	HS25030645-02	<0.00020	<0.00020	<0.00030	<0.00030
MW-2	06/05/25	HS25060289-02	<0.00028	<0.00033	<0.00033	<0.00092
MW-2	08/05/25	HS25080295-02	<0.00028	<0.00033	<0.00033	<0.00092
MW-2	11/04/25	HS25110216-02	<0.00028	<0.00033	<0.00033	<0.00092

TABLE 2
 2021-2025 GROUNDWATER ANALYTICAL RESULTS
 Plains Marketing, L.P.
 Vacuum to Jal 14" Mainline #3
 NMOCD Incident No. nAPP2108846856
 Lea County, New Mexico

Well Number	Sample Date	Sample ID	SW 846-8060B			
			Benzene (mg/L)	Toluene (mg/L)	Ethylbenzene (mg/L)	Total Xylenes (mg/L)
			NMOCD Remediation Criteria			
			0.01	0.75	0.75	0.62
MW-3	03/16/21	L1329027-03	<0.001	<0.001	<0.001	<0.003
MW-3	06/25/21	L1372107-03	<0.001	<0.001	<0.001	<0.003
MW-3	09/01/21	L1399192-03	<0.001	<0.001	<0.001	<0.003
MW-3	12/15/21	L1443626-02	<0.001	<0.001	<0.001	<0.003
MW-3	03/24/22	L1475832-02	<0.001	<0.001	<0.001	<0.003
MW-3	06/22/22	L1509142-03	<0.0000941	<0.000278	<0.000137	<0.000174
MW-3	09/29/22	L1541765-03	<0.0000941	<0.000278	<0.000137	<0.000174
MW-3	12/07/22	L1566272-02	<0.000493	<0.000998	<0.000462	<0.00132
MW-3	03/10/23	L1594219-02	<0.0000941	<0.000278	<0.000137	<0.000174
MW-3	06/07/23	L1624897-03	<0.0000941	<0.000278	<0.000137	<0.000174
MW-3	09/27/23	L1661989-02	<0.000493	<0.000998	<0.000462	<0.00132
MW-3	11/29/23	L1683627-02	<0.0000941	<0.000278	<0.000137	<0.000174
MW-3	03/07/24	L1713496-02	<0.0000941	<0.000278	<0.000137	<0.000174
MW-3	06/25/24	HS24061803-03	<0.001	<0.001	<0.001	<0.003
MW-3	09/25/24	HS24091337-02	<0.001	<0.001	<0.001	<0.003
MW-3	12/12/24	HS24120842-03	<0.001	<0.001	<0.001	<0.003
MW-3	03/12/25	HS25030645-03	<0.00020	<0.00020	<0.00030	<0.00030
MW-3	06/04/25	HS25060289-03	<0.00028	<0.00033	<0.00033	<0.00092
MW-3	08/05/25	HS25080295-03	<0.00028	<0.00033	<0.00033	<0.00092
MW-3	11/04/25	HS25110216-03	<0.00028	<0.00033	<0.00033	<0.00092
MW-4	03/17/21	L1329027-04	<0.001	<0.001	<0.001	<0.003
MW-4	06/25/21	L1372107-04	<0.001	<0.001	<0.001	<0.003
MW-4	09/01/21	L1399192-04	<0.001	<0.001	<0.001	<0.003
MW-4	12/15/21	L1443626-03	<0.001	<0.001	<0.001	<0.003
MW-4	03/24/22	L1475832-03	<0.001	<0.001	<0.001	<0.003
MW-4	06/22/22	L1509142-04	<0.0000941	<0.000278	<0.000137	<0.000174
MW-4	09/29/22	L1541765-04	<0.0000941	<0.000278	<0.000137	<0.000174
MW-4	12/07/22	L1566272-03	<0.000493	<0.000998	<0.000462	<0.00132
MW-4	03/10/23	L1594219-03	<0.0000941	<0.000278	<0.000137	<0.000174
MW-4	06/08/23	L1624897-04	<0.0000941	<0.000278	<0.000137	<0.000174
MW-4	09/27/23	L1661989-03	<0.000493	<0.000998	<0.000462	<0.00132
MW-4	11/29/23	L1683627-03	<0.0000941	<0.000278	<0.000137	<0.000174
MW-4	03/07/24	L1713496-03	<0.0000941	<0.000278	<0.000137	<0.000174
MW-4	06/25/24	HS24061803-04	<0.001	<0.001	<0.001	<0.003
MW-4	09/25/24	HS24091337-03	<0.001	<0.001	<0.001	<0.003
MW-4	12/12/24	HS24120842-04	<0.001	<0.001	<0.001	<0.003
MW-4	03/12/25	HS25030645-04	<0.00020	<0.00020	0.00051 J	0.0015 J
MW-4	06/05/25	HS25060289-04	<0.00028	<0.00033	<0.00033	<0.00092
MW-4	08/05/25	HS25080295-04	<0.00028	<0.00033	<0.00033	<0.00092
MW-4	11/04/25	HS25110216-04	<0.00028	<0.00033	<0.00033	<0.00092

TABLE 2
 2021-2025 GROUNDWATER ANALYTICAL RESULTS
 Plains Marketing, L.P.
 Vacuum to Jal 14" Mainline #3
 NMOCD Incident No. nAPP2108846856
 Lea County, New Mexico

Well Number	Sample Date	Sample ID	SW 846-8060B			
			Benzene (mg/L)	Toluene (mg/L)	Ethylbenzene (mg/L)	Total Xylenes (mg/L)
			NMOCD Remediation Criteria			
			0.01	0.75	0.75	0.62
MW-5	03/16/21	L1329027-05	<0.001	<0.001	<0.001	<0.003
MW-5	06/25/21	L1372107-05	<0.001	<0.001	<0.001	<0.003
MW-5	09/01/21	L1399192-05	<0.001	<0.001	<0.001	<0.003
MW-5	12/15/21	L1443626-04	<0.001	<0.001	<0.001	<0.003
MW-5	03/24/22	L1475832-04	<0.001	<0.001	<0.001	<0.003
MW-5	06/22/22	L1509142-05	<0.0000941	<0.000278	<0.000137	<0.000174
MW-5	09/29/22	L1541765-05	<0.0000941	<0.000278	<0.000137	<0.000174
MW-5	12/07/22	L1566272-04	<0.000493	<0.000998	<0.000462	<0.00132
MW-5	03/10/23	L1594219-04	<0.0000941	<0.000278	<0.000137	<0.000174
MW-5	06/08/23	L1624897-05	<0.0000941	<0.000278	<0.000137	<0.000174
MW-5	09/27/23	L1661989-04	<0.000493	<0.000998	<0.000462	<0.00132
MW-5	11/29/23	L1683627-04	<0.0000941	<0.000278	<0.000137	<0.000174
MW-5	03/07/24	L1713496-04	<0.0000941	<0.000278	<0.000137	<0.000174
MW-5	06/25/24	HS24061803-05	<0.001	<0.001	<0.001	<0.003
MW-5	09/25/24	HS24091337-04	<0.001	<0.001	<0.001	<0.003
MW-5	12/12/24	HS24120842-05	<0.001	<0.001	<0.001	<0.003
MW-5	03/12/25	HS25030645-05	<0.00020	<0.00020	<0.00030	<0.00030
MW-5	06/05/25	HS25060289-05	<0.00028	<0.00033	<0.00033	<0.00092
MW-5	08/05/25	HS25080295-05	<0.00028	<0.00033	<0.00033	<0.00092
MW-5	11/04/25	HS25110216-05	<0.00028	<0.00033	<0.00033	<0.00092
MW-6	03/17/21	L1329027-06	<0.001	<0.001	<0.001	<0.003
MW-6	06/25/21	L1372107-06	<0.001	<0.001	<0.001	<0.003
MW-6	09/01/21	L1399192-06	<0.001	<0.001	<0.001	<0.003
MW-6	12/15/21	L1443626-05	<0.001	<0.001	<0.001	<0.003
MW-6	03/24/22	L1475832-05	<0.001	<0.001	<0.001	<0.003
MW-6	06/22/22	L1509142-06	<0.0000941	<0.000278	<0.000137	<0.000174
MW-6	09/29/22	L1541765-06	<0.0000941	<0.000278	<0.000137	<0.000174
MW-6	12/07/22	L1566272-05	<0.000493	<0.000998	<0.000462	<0.00132
MW-6	03/10/23	L1594219-05	<0.0000941	<0.000278	<0.000137	<0.000174
MW-6	06/08/23	L1624897-06	<0.0000941	<0.000278	<0.000137	<0.000174
MW-6	09/27/23	L1661989-05	<0.000493	<0.000998	<0.000462	<0.00132
MW-6	11/29/23	L1683627-05	<0.0000941	<0.000278	<0.000137	<0.000174
MW-6	03/07/24	L1713496-05	<0.0000941	<0.000278	<0.000137	<0.000174
MW-6	06/25/24	HS24061803-06	<0.001	<0.001	<0.001	<0.003
MW-6	09/25/24	HS24091337-05	<0.001	<0.001	<0.001	<0.003
MW-6	12/12/24	HS24120842-06	<0.001	<0.001	<0.001	<0.003
MW-6	03/12/25	HS25030645-06	<0.00020	<0.00020	0.0017	0.0064
MW-6	06/05/25	HS25060289-06	<0.00028	<0.00033	<0.00033	<0.00092
MW-6	08/05/25	HS25080295-06	<0.00028	<0.00033	<0.00033	<0.00092

TABLE 2
 2021-2025 GROUNDWATER ANALYTICAL RESULTS
 Plains Marketing, L.P.
 Vacuum to Jal 14" Mainline #3
 NMOCD Incident No. nAPP2108846856
 Lea County, New Mexico

Well Number	Sample Date	Sample ID	SW 846-8060B			
			Benzene (mg/L)	Toluene (mg/L)	Ethylbenzene (mg/L)	Total Xylenes (mg/L)
			NMOCD Remediation Criteria			
			0.01	0.75	0.75	0.62
MW-6	11/04/25	HS25110216-06	<0.00028	<0.00033	<0.00033	<0.00092
MW-7	03/16/21	L1329027-07	<0.001	<0.001	<0.001	<0.003
MW-7	06/24/21	L1372107-07	<0.001	<0.001	<0.001	<0.003
MW-7	09/01/21	L1399192-07	<0.001	<0.001	<0.001	<0.003
MW-7	12/15/21	L1443626-06	<0.001	<0.001	<0.001	<0.003
MW-7	03/24/22	L1475832-06	<0.001	<0.001	<0.001	<0.003
MW-7	06/22/22	L1509142-07	<0.0000941	<0.000278	<0.000137	<0.000174
MW-7	09/29/22	L1541765-07	<0.0000941	<0.000278	<0.000137	<0.000174
MW-7	12/07/22	L1566272-06	<0.000493	<0.000998	<0.000462	<0.00132
MW-7	03/10/23	L1594219-06	<0.0000941	<0.000278	<0.000137	<0.000174
MW-7	06/07/23	L1624897-07	<0.0000941	<0.000278	<0.000137	<0.000174
MW-7	09/27/23	L1661989-06	<0.000493	<0.000998	<0.000462	<0.00132
MW-7	11/29/23	L1683627-06	<0.0000941	<0.000278	<0.000137	<0.000174
MW-7	03/07/24	L1713496-06	<0.0000941	<0.000278	<0.000137	<0.000174
MW-7	06/25/24	HS24061803-07	<0.001	<0.001	<0.001	<0.003
MW-7	09/24/24	HS24091337-06	<0.001	<0.001	<0.001	<0.003
MW-7	12/11/24	HS24120842-07	<0.001	<0.001	<0.001	<0.003
MW-7	03/12/25	HS25030645-07	<0.00020	<0.00020	<0.00030	<0.00030
MW-7	06/04/25	HS25060289-07	<0.00028	<0.00033	<0.00033	<0.00092
MW-7	08/05/25	HS25080295-07	<0.00028	<0.00033	<0.00033	<0.00092
MW-7	11/04/25	HS25110216-07	<0.00028	<0.00033	<0.00033	<0.00092
MW-8	03/16/21	L1329027-08	<0.001	<0.001	<0.001	<0.003
MW-8	06/24/21	L1372107-08	<0.001	<0.001	<0.001	<0.003
MW-8	09/01/21	L1399192-08	<0.001	<0.001	<0.001	<0.003
MW-8	12/15/21	L1443626-07	<0.001	<0.001	<0.001	<0.003
MW-8	03/24/22	L1475832-07	<0.001	<0.001	<0.001	<0.003
MW-8	06/22/22	L1509142-08	<0.0000941	<0.000278	<0.000137	<0.000174
MW-8	09/29/22	L1541765-08	<0.0000941	<0.000278	<0.000137	<0.000174
MW-8	12/07/22	L1566272-07	<0.000493	<0.000998	<0.000462	<0.00132
MW-8	03/10/23	L1594219-07	<0.0000941	<0.000278	<0.000137	<0.000174
MW-8	06/07/23	L1624897-08	<0.0000941	<0.000278	<0.000137	<0.000174
MW-8	09/27/23	L1661989-07	<0.000493	<0.000998	<0.000462	<0.00132
MW-8	11/29/23	L1683627-07	<0.0000941	<0.000278	<0.000137	<0.000174
MW-8	03/07/24	L1713496-07	<0.0000941	<0.000278	<0.000137	<0.000174
MW-8	06/25/24	HS24061803-08	<0.001	<0.001	<0.001	<0.003
MW-8	09/25/24	HS24091337-07	<0.001	<0.001	<0.001	<0.003
MW-8	12/12/24	HS24120842-08	<0.001	<0.001	<0.001	<0.003
MW-8	03/12/25	HS25030645-08	<0.00020	<0.00020	<0.00030	<0.00030
MW-8	06/05/25	HS25060289-08	<0.00028	<0.00033	<0.00033	<0.00092

TABLE 2
 2021-2025 GROUNDWATER ANALYTICAL RESULTS
 Plains Marketing, L.P.
 Vacuum to Jal 14" Mainline #3
 NMOCD Incident No. nAPP2108846856
 Lea County, New Mexico

Well Number	Sample Date	Sample ID	SW 846-8060B			
			Benzene (mg/L)	Toluene (mg/L)	Ethylbenzene (mg/L)	Total Xylenes (mg/L)
			NMOCD Remediation Criteria			
			0.01	0.75	0.75	0.62
MW-8	08/05/25	HS25080295-08	<0.00028	<0.00033	<0.00033	<0.00092
MW-8	11/04/25	HS25110216-08	<0.00028	<0.00033	<0.00033	<0.00092
MW-9	03/16/21	L1329027-09	<0.001	<0.001	<0.001	<0.003
MW-9	06/25/21	L1372107-09	<0.001	<0.001	<0.001	<0.003
MW-9	09/01/21	L1399192-09	<0.001	<0.001	<0.001	<0.003
MW-9	12/15/21	L1443626-08	<0.001	<0.001	<0.001	<0.003
MW-9	03/24/22	L1475832-08	<0.001	<0.001	<0.001	<0.003
MW-9	06/22/22	L1509142-09	<0.0000941	<0.000278	<0.000137	<0.000174
MW-9	09/29/22	L1541765-09	<0.0000941	<0.000278	<0.000137	<0.000174
MW-9	12/07/22	L1566272-08	<0.000493	<0.000998	<0.000462	<0.00132
MW-9	03/10/23	L1594219-08	<0.0000941	<0.000278	<0.000137	<0.000174
MW-9	06/08/23	L1624897-09	<0.0000941	<0.000278	<0.000137	<0.000174
MW-9	09/27/23	L1661989-08	<0.000493	<0.000998	<0.000462	<0.00132
MW-9	11/29/23	L1683627-08	<0.0000941	<0.000278	<0.000137	<0.000174
MW-9	03/07/24	L1713496-08	<0.0000941	<0.000278	<0.000137	<0.000174
MW-9	06/25/24	HS24061803-09	<0.001	<0.001	<0.001	<0.003
MW-9	09/25/24	HS24091337-08	<0.001	<0.001	<0.001	<0.003
MW-9	12/12/24	HS24120842-09	<0.001	<0.001	<0.001	<0.003
MW-9	03/12/25	HS25030645-09	<0.00020	<0.00020	<0.00030	<0.00030
MW-9	06/05/25	HS25060289-09	<0.00028	<0.00033	<0.00033	<0.00092
MW-9	08/05/25	HS25080295-09	<0.00028	<0.00033	<0.00033	<0.00092
MW-9	11/04/25	HS25110216-09	<0.00028	<0.00033	<0.00033	<0.00092
RW-1	03/16/21	L1329027-10	0.0318	<0.001	0.0148	0.0231
RW-1	06/24/21	L1372107-10	0.0383	<0.001	0.0107	0.00850
RW-1	09/01/21	L1399192-10	0.0143	<0.001	0.00696	0.0139
RW-1	12/15/21	NS	NS	NS	NS	NS
RW-1	03/24/22	L1475832-09	0.0135	<0.001	0.00320	0.00541
RW-1	06/22/22	L1509142-10	0.0242	<0.000278	0.000755 J	0.00103 J
RW-1	09/29/22	NS	NS	NS	NS	NS
RW-1	12/07/22	L1566272-09	0.00196 J	<0.000998	0.000922 J	<0.00132
RW-1	03/10/23	NS	NS	NS	NS	NS
RW-1	06/08/23	L1624897-10	0.00307	<0.000278	<0.000137	0.000208 J
RW-1	09/27/23	L1661989-09	0.00117 J	<0.000998	<0.000462	<0.00132
RW-1	11/29/23	L1683627-09	0.000202 J	<0.000278	0.000173 J	<0.000174
RW-1	03/07/24	L1713496-09	0.00307	<0.000278	<0.000137	<0.000174
RW-1	06/25/24	HS24061803-10	<0.001	<0.001	<0.001	<0.003
RW-1	09/25/24	HS24091337-09	<0.001	<0.001	<0.001	<0.003
RW-1	12/12/24	HS24120842-10	<0.001	<0.001	<0.001	<0.003
RW-1	03/12/25	HS25030645-10	0.00079 J	0.00021 J	<0.00030	<0.00030

TABLE 2
 2021-2025 GROUNDWATER ANALYTICAL RESULTS
 Plains Marketing, L.P.
 Vacuum to Jal 14" Mainline #3
 NMOCD Incident No. nAPP2108846856
 Lea County, New Mexico

Well Number	Sample Date	Sample ID	SW 846-8060B			
			Benzene (mg/L)	Toluene (mg/L)	Ethylbenzene (mg/L)	Total Xylenes (mg/L)
			NMOCD Remediation Criteria			
			0.01	0.75	0.75	0.62
RW-1	06/04/25	HS25060289-10	<0.00028	<0.00033	<0.00033	<0.00092
RW-1	08/05/25	HS25080295-10	<0.00028	<0.00033	<0.00033	<0.00092
RW-1	11/04/25	HS25110216-10	<0.00028	<0.00033	<0.00033	<0.00092
SW 846-8060B						
RW-2	03/16/21	L1329027-11	<0.001	<0.001	<0.001	<0.003
RW-2	06/24/21	L1372107-11	0.00145	<0.001	0.00681	<0.003
RW-2	09/01/21	NS	NS	NS	NS	NS
RW-2	12/15/21	NS	NS	NS	NS	NS
RW-2	03/24/22	NS	NS	NS	NS	NS
RW-2	06/22/22	L1509142-11	<0.0000941	<0.000278	0.00142	0.000303 J
RW-2	09/29/22	NS	NS	NS	NS	NS
RW-2	12/07/22	NS	NS	NS	NS	NS
RW-2	03/10/23	NS	NS	NS	NS	NS
RW-2	06/07/23	L1624897-11	<0.0000941	<0.000278	<0.000137	<0.000174
RW-2	09/27/23	L1661989-10	<0.000493	<0.000998	<0.000462	<0.00132
RW-2	11/29/23	L1683627-10	<0.0000941	<0.000278	<0.000137	<0.000174
RW-2	03/07/24	NS	NS	NS	NS	NS
RW-2	06/25/24	HS24061803-11	<0.001	<0.001	<0.001	<0.003
RW-2	09/25/24	HS24091337-10	<0.001	<0.001	<0.001	<0.003
RW-2	12/12/24	HS24120842-11	<0.001	<0.001	<0.001	<0.003
RW-2	03/12/25	HS25030645-11	<0.00020	<0.00020	<0.00030	<0.00030
RW-2	06/05/25	HS25060289-11	<0.00028	<0.00033	<0.00033	<0.00092
RW-2	08/05/25	HS25080295-11	<0.00028	<0.00033	<0.00033	<0.00092
RW-2	11/04/25	HS25110216-11	<0.00028	<0.00033	<0.00033	<0.00092
SW 846-8060C						
RW-3	03/16/21	NS	NS	NS	NS	NS
RW-3	06/25/21	L1372107-12	0.00766	<0.001	0.00184	0.00676
RW-3	09/01/21	NS	NS	NS	NS	NS
RW-3	12/15/21	NS	NS	NS	NS	NS
RW-3	03/24/22	NS	NS	NS	NS	NS
RW-3	06/22/22	L1509142-12	0.00554	0.000327 J	0.00111	0.00452
RW-3	09/29/22	NS	NS	NS	NS	NS
RW-3	12/07/22	NS	NS	NS	NS	NS
RW-3	03/10/23	NS	NS	NS	NS	NS
RW-3	06/08/23	L1624897-12	0.00450	0.000308 J	0.00387	0.00742
RW-3	09/27/23	NS	NS	NS	NS	NS
RW-3	11/29/23	NS	NS	NS	NS	NS
RW-3	03/07/24	NS	NS	NS	NS	NS
RW-3	06/26/24	HS24061803-12	0.010	<0.001	<0.001	0.0093
RW-3	09/25/24	NS	NS	NS	NS	NS
RW-3	12/12/24	NS	NS	NS	NS	NS

TABLE 2
 2021-2025 GROUNDWATER ANALYTICAL RESULTS
 Plains Marketing, L.P.
 Vacuum to Jal 14" Mainline #3
 NMOCD Incident No. nAPP2108846856
 Lea County, New Mexico

Well Number	Sample Date	Sample ID	SW 846-8060B			
			Benzene (mg/L)	Toluene (mg/L)	Ethylbenzene (mg/L)	Total Xylenes (mg/L)
			NMOCD Remediation Criteria			
			0.01	0.75	0.75	0.62
RW-3	03/12/25	HS25030645-12	0.00035 J	<0.00020	<0.00030	0.0030
RW-3	06/05/25	HS25060289-12	<0.00028	<0.00033	0.00078 J	0.0070
RW-3	08/05/25	HS25080295-12	<0.00028	<0.00033	0.00099 J	0.0099
RW-3 (DUP)	08/05/25	HS25080295-15	<0.00028	<0.00033	0.0011 J	0.0100
RW-3	11/04/25	HS25110216-12	<0.00028	0.00053 J	0.0010 J	0.0061
SW 846-8060B						
RW-4	03/16/21	L1329027-12	<0.001	<0.001	0.00135	<0.003
RW-4	06/25/21	L1372107-13	<0.001	<0.001	<0.001	<0.003
RW-4	09/01/21	L1399192-11	0.00133	<0.001	0.00108	<0.003
RW-4	12/15/21	L1443626-09	<0.001	<0.001	<0.001	<0.003
RW-4	03/24/22	NS	NS	NS	NS	NS
RW-4	06/22/22	L1509142-13	<0.0000941	<0.000278	<0.000137	0.000188 J
RW-4	09/29/22	L1541765-10	<0.0000941	<0.000278	<0.000137	<0.000174
RW-4	12/07/22	L1566272-10	<0.000493	<0.000998	<0.000462	<0.00132
RW-4	03/10/23	L1594219-09	0.0000961 J	<0.000278	<0.000137	<0.000174
RW-4	06/08/23	L1624897-13	0.000157 J	<0.000278	<0.000137	<0.000174
RW-4	09/27/23	L1661989-11	<0.000493	<0.000998	<0.000462	<0.00132
RW-4	11/29/23	L1683627-11	<0.0000941	<0.000278	<0.000137	<0.000174
RW-4	03/07/24	L1713496-10	<0.0000941	<0.000278	<0.000137	<0.000174
RW-4	06/25/24	HS24061803-13	<0.001	<0.001	<0.001	<0.003
RW-4	09/25/24	NS	NS	NS	NS	NS
RW-4	12/12/24	HS24120842-12	<0.001	<0.001	<0.001	<0.003
RW-4	03/12/25	HS25030645-13	0.0010	0.00057 J	0.0014	0.0042
RW-4	06/05/25	HS25060289-13	<0.00028	<0.00033	<0.00033	<0.00092
RW-4	08/05/25	HS25080295-13	<0.00028	<0.00033	<0.00033	<0.00092
RW-4	11/04/25	HS25110216-13	<0.00028	<0.00033	<0.00033	<0.00092
SW 846-8060B						
RW-5	03/16/21	L1329027-13	<0.001	<0.001	<0.001	<0.003
RW-5	06/25/21	L1372107-14	<0.001	<0.001	0.00105	<0.003
RW-5	09/01/21	L1399192-12	<0.001	<0.001	<0.001	<0.003
RW-5	12/15/21	NS	NS	NS	NS	NS
RW-5	03/24/22	NS	NS	NS	NS	NS
RW-5	06/22/22	L1509142-14	<0.0000941	<0.000278	<0.000137	<0.000174
RW-5	09/29/22	L1541765-11	<0.0000941	<0.000278	<0.000137	<0.000174
RW-5	12/07/22	L1566272-11	<0.000493	<0.000998	<0.000462	<0.00132
RW-5	03/10/23	L1594219-10	0.000101 J	<0.000278	0.000160 J	<0.000174
RW-5	06/08/23	L1624897-14	<0.0000941	<0.000278	<0.000137	<0.000174
RW-5	09/27/23	L1661989-12	<0.000493	<0.000998	<0.000462	<0.00132
RW-5	11/29/23	L1683627-12	<0.0000941	<0.000278	<0.000137	<0.000174
RW-5	03/07/24	NS	NS	NS	NS	NS
RW-5	06/25/24	HS24061803-14	<0.001	<0.001	<0.001	<0.003
RW-5	09/25/24	NS	NS	NS	NS	NS

TABLE 2
 2021-2025 GROUNDWATER ANALYTICAL RESULTS
 Plains Marketing, L.P.
 Vacuum to Jal 14" Mainline #3
 NMOCD Incident No. nAPP2108846856
 Lea County, New Mexico

Well Number	Sample Date	Sample ID	SW 846-8060B			
			Benzene (mg/L)	Toluene (mg/L)	Ethylbenzene (mg/L)	Total Xylenes (mg/L)
			NMOCD Remediation Criteria			
			0.01	0.75	0.75	0.62
RW-5	12/12/24	HS24120842-13	<0.001	<0.001	<0.001	<0.003
RW-5	03/12/25	HS25030645-14	0.00079 J	0.00043 J	0.00098 J	0.0031
RW-5	06/05/25	HS25060289-14	<0.00028	<0.00033	<0.00033	<0.00092
RW-5	08/05/25	HS25080295-14	0.00034 J	<0.00033	<0.00033	<0.00092
RW-5	11/04/25	HS25110216-14	<0.00028	<0.00033	<0.00033	<0.00092
IW-1	03/16/21	NS	NS	NS	NS	NS
IW-1	06/25/21	L1372107-15	0.175	<0.010	0.208	0.240
IW-1	09/01/21	NS	NS	NS	NS	NS
IW-1	12/15/21	NS	NS	NS	NS	NS
IW-1	03/24/22	NS	NS	NS	NS	NS
IW-1	06/22/22	L1509142-15	0.0313	<0.000278	0.0954	0.0929
IW-1	03/10/23	NS	NS	NS	NS	NS
IW-1	06/08/23	L1624897-15	0.0200	<0.00278	0.104	0.308
IW-1	09/27/23	NS	NS	NS	NS	NS
IW-1	11/29/23	NS	NS	NS	NS	NS
IW-1	03/07/24	NS	NS	NS	NS	NS
IW-1	06/26/24	HS24061803-15	0.028	0.0029	0.16	0.380
IW-1	09/25/24	NS	NS	NS	NS	NS
IW-1	12/12/24	NS	NS	NS	NS	NS
IW-1	03/12/25	NS	NS	NS	NS	NS
IW-1	06/05/25	HS25060289-15	<0.00028	<0.00033	0.042	0.180
IW-1	08/05/25	NS	NS	NS	NS	NS
IW-1	11/04/25	NS	NS	NS	NS	NS
IW-2	03/16/21	L1329027-14	0.0306	<0.001	0.00853	0.00561
IW-2	06/25/21	L1372107-16	0.0125	<0.001	0.00131	0.00366
IW-2	09/01/21	L1399192-13	0.0126	<0.001	<0.001	0.00486
IW-2	12/15/21	NS	NS	NS	NS	NS
IW-2	03/24/22	NS	NS	NS	NS	NS
IW-2	06/22/22	L1509142-16	0.00717	<0.000278	0.00282	0.00225 J

TABLE 2
2021-2025 GROUNDWATER ANALYTICAL RESULTS
Plains Marketing, L.P.
Vacuum to Jal 14" Mainline #3
NMOCD Incident No. nAPP2108846856
Lea County, New Mexico

Well Number	Sample Date	Sample ID	SW 846-8060B			
			Benzene (mg/L)	Toluene (mg/L)	Ethylbenzene (mg/L)	Total Xylenes (mg/L)
			NMOCD Remediation Criteria			
			0.01	0.75	0.75	0.62
IW-2	03/10/23	NS	NS	NS	NS	NS
IW-2	06/08/23	L1624897-16	0.00513	<0.000278	0.00250	0.00267 J
IW-2	09/27/23	NS	NS	NS	NS	NS
IW-2	11/29/23	NS	NS	NS	NS	NS
IW-2	03/07/24	NS	NS	NS	NS	NS
IW-2	06/26/24	HS24061803-16	<0.001	<0.001	0.012	0.0068
IW-2	09/25/24	NS	NS	NS	NS	NS
IW-2	12/12/24	NS	NS	NS	NS	NS
IW-2	03/12/25	HS25030645-15	0.00067 J	<0.00020	0.00059 J	0.0035
IW-2 (DUP)	03/12/25	HS25030645-16	0.00061 J	<0.00020	0.00060 J	0.0032
IW-2	06/05/25	HS25060289-16	<0.00028	<0.00033	0.0032	0.0017 J
IW-2 (DUP)	06/05/25	HS25060289-18	<0.00028	<0.00033	0.00340	0.0012 J
IW-2	08/05/25	NS	NS	NS	NS	NS
IW-2	11/04/25	HS25110216-15	<0.00028	<0.00033	0.0042	<0.00092
IW-2 (DUP)	11/04/25	HS25110216-16	<0.00028	<0.00033	0.00380	<0.00092
IW-3	03/16/21	NS	NS	NS	NS	NS
IW-3	06/25/21	L1372107-17	0.386	<0.0200	0.316	0.352
IW-3	09/01/21	NS	NS	NS	NS	NS
IW-3	12/15/21	NS	NS	NS	NS	NS
IW-3	03/24/22	NS	NS	NS	NS	NS
IW-3	06/22/22	L1509142-17	0.0584	<0.00556	0.141	0.133
IW-3	03/10/23	NS	NS	NS	NS	NS
IW-3	06/08/23	L1624897-17	0.0817	<0.00556	0.363	0.390
IW-3	09/27/23	NS	NS	NS	NS	NS
IW-3	11/29/23	NS	NS	NS	NS	NS
IW-3	03/07/24	NS	NS	NS	NS	NS
IW-3	06/26/24	HS24061803-16	0.004	0.0026	0.48	0.490
IW-3	09/25/24	NS	NS	NS	NS	NS
IW-3	12/12/24	NS	NS	NS	NS	NS
IW-3	03/12/25	NS	NS	NS	NS	NS
IW-3	06/05/25	HS25060289-17	<0.00028	<0.00033	0.190	0.027
IW-3	08/05/25	NS	NS	NS	NS	NS
IW-3	11/04/25	NS	NS	NS	NS	NS

NMOCD: New Mexico Oil Conservation Division

Exceedences of NMOCD Remediation Criteria are shown in **bold**

J: Analyte detected below method detection limit (MDL but above sample detection limit (SDL)

^a = Results from run 2 (dilution factor = 5)

* Values reported from run 2 as carry over was reported in run 1

TABLE 3
PAH GROUNDWATER ANALYTICAL RESULTS
Plains Marketing, L.P.
Vacuum to Jal 14" Mainline #3
NMOC Incident No. nAPP2108846856
Lea County, New Mexico

Table with 27 columns: Monitoring Well, Sample Date, Lab Report #, Naphthalene, Acenaphthylene, Acenaphthene, Fluorene, Indeno(1,2,3-cd)pyrene, Phenanthrene, Anthracene, Fluoranthene, Pyrene, Benzo[a]anthracene, Chrysene, Benzo[b]fluoranthene, Benzo[k]pyrene, Dibenzofuran, Dibenz[a,h]anthracene, Benzo[e]pyrene, Benzo[ghi]perylene, 1-Methylnaphthalene, 2-Methylnaphthalene, Total methylnaphthalene, TPH-GRO (C8-C10), TPH (C10-C28), TPH (C28-C30). Rows include monitoring wells MW-1 through MW-9 and RW-1 through RW-2 with various sample dates and concentrations.

TABLE 4
 2019-2025 PSH AND DISSOLVED PHASE GROUNDWATER RECOVERY DATA
 Plains Marketing, L.P.
 Vacuum to Jal 14" Mainline #3
 NMOCD Incident No. nAPP2108846856
 Lea County, New Mexico

Well	Year	Maximum PSH Thickness (feet)	Minimum PSH Thickness (feet)	PSH Recovered (gallons)	Groundwater Recovered (gallons)	Total Fluids Recovered (gallons)
MW-1	2019	0.43	0.01	0.00	440.00	440
	2020	0.71	0.01	0.75	269.25	270
	2021	0.02	0.02	2.00	561.00	563
	2022	0.06	0.01	0.75	189.25	190
	2023	0.02	0.01	0.75	87.50	89.25
	2024	0.32	0.02	8.00	168.75	176.75
	2025	0	0	0.50	28.75	29.25
RW-1	2019	0.02	0.01	0.00	320.00	320
	2020	0.04	0.01	0.00	200.00	200
	2021	0.02	0.01	1.25	478.75	480
	2022	0.01	0	0.75	148.25	150
	2023	0	0	0.25	59.75	60
	2024	0.01	0	0.00	105.00	105.00
	2025	0	0	0.00	0.00	0.00
RW-2	2019	0.07	0.02	0.00	170.00	170
	2020	0	0	0.00	70.00	70
	2021	0.25	0.02	14.50	410.50	425
	2022	0.21	0.02	8.50	171.50	180
	2023	0.01	0	0.00	90.00	90
	2024	0	0	0.00	78.00	78.00
	2025	0	0	0.50	246.75	247.25
RW-3	2019	0.06	0.01	Recovery System		
	2020	0.22	0.01	Recovery System		
	2021	1.06	0.01	Recovery System		
	2022	0.54	0.01	Recovery System		
	2023	1.75	0.01	Recovery System		
	2024	1.68	0.09	14.00	77.50	91.50
	2025	0.17	0	2.00	246.00	248.00
RW-4	2019	0.02	0.01	0.00	140.00	140
	2020	0.01	0.01	0.00	170.00	170
	2021	0	0	0.00	455.00	455
	2022	0.01	0	0.00	100.00	100
	2023	0	0	0.00	70.00	70
	2024	0.02	0.07	0.00	123.00	123.00
	2025	0	0	0.00	25.00	25.00
RW-5	2019	0.01	0.01	0.00	100.00	100
	2020	0.04	0.04	0.00	140.00	140
	2021	0.01	0.01	0.25	464.75	465
	2022	0.03	0	0.00	180.00	180
	2023	0	0	0.25	79.75	80
	2024	0.03	0.1	1.50	138.75	140.25
	2025	0	0	0.00	26.00	26.00

TABLE 4
 2019-2025 PSH AND DISSOLVED PHASE GROUNDWATER RECOVERY DATA
 Plains Marketing, L.P.
 Vacuum to Jal 14" Mainline #3
 NMOCD Incident No. nAPP2108846856
 Lea County, New Mexico

Well	Year	Maximum PSH Thickness (feet)	Minimum PSH Thickness (feet)	PSH Recovered (gallons)	Groundwater Recovered (gallons)	Total Fluids Recovered (gallons)
IW-1	2019	0.06	0.01	Recovery System		
	2020	0.18	0.01	Recovery System		
	2021	1.35	0.01	Recovery System		
	2022	0.21	0	Recovery System		
	2023	0.56	0.06	Recovery System		
	2024	1.27	0.12	30.00	75.50	105.50
	2025	0.60	0.11	16.50	368.50	385.00
IW-2	2019	0.03	0.01	Recovery System		
	2020	0.02	0.01	Recovery System		
	2021	0.02	0.01	Recovery System		
	2022	0.15	0	Recovery System		
	2023	1.11	0.02	Recovery System		
	2024	1.05	0.2	6.00	64.25	70.25
	2025	0.31	0	3.00	359.50	362.50
IW-3	2019	0.37	0.01	Recovery System		
	2020	0.55	0.01	Recovery System		
	2021	0.34	0.01	Recovery System		
	2022	0.26	0.02	Recovery System		
	2023	0.56	0.03	Recovery System		
	2024	2.38	0.05	16.00	77.00	93.00
	2025	0.41	0.02	2.875	352.125	355.00
2019				0.00	1170.00	1170.00
2020				0.75	849.25	850
2021				18.00	2370.00	2388
2022				10.00	789.00	799
2023				1.25	387.00	388.25
2024				75.50	907.75	983.25
2025				25.38	1652.63	1678
Totals for 2019-2025				130.88	8125.63	8256.50

APPENDICES

- Appendix A 2025 Laboratory Analytical Data
- Appendix B Mann-Kendall Trend Test
- Appendix C 2018-2025 Historical Monitor Well Survey Data and Groundwater Elevation
- Appendix D 2005-2025 Historical Monitor Well Survey Data and Groundwater Elevation
- Appendix E Historical Groundwater Analytical Results

APPENDIX A

2025 Laboratory Analytical Data

March 12, 2025 – Laboratory Analytical Report (HS25030645)

June 4-5, 2025 - Laboratory Analytical Report (HS25060289)

August 5, 2025 – Laboratory Analytical Report (HS25080295)

November 4, 2025 – Laboratory Analytical Report (HS25110216)

March 12, 2025 – Laboratory Analytical Report (HS25030645)



10450 Stancliff Rd. Suite 210
Houston, TX 77099
T: +1 281 530 5656
F: +1 281 530 5887

March 20, 2025

Chan Patel
Entech Consulting Corp.
21 Waterway Avenue
Suite 300
The Woodlands, TX 77380

Work Order: **HS25030645**

Laboratory Results for: **Vac to Jal 3-Plains**

Dear Chan Patel,

ALS Environmental received 17 sample(s) on Mar 13, 2025 for the analysis presented in the following report.

The analytical data provided relates directly to the samples received by ALS Environmental and for only the analyses requested. Results are expressed as "as received" unless otherwise noted.

QC sample results for this data met EPA or laboratory specifications except as noted in the Case Narrative or as noted with qualifiers in the QC batch information. Should this laboratory report need to be reproduced, it should be reproduced in full unless written approval has been obtained by ALS Environmental. Samples will be disposed in 30 days unless storage arrangements are made.

If you have any questions regarding this report, please feel free to call me.

Sincerely,



Generated By: JUMOKE.LAWAL
Andy C. Neir

ALS Houston, US

Date: 20-Mar-25

Client: Entech Consulting Corp.**Project:** Vac to Jal 3-Plains**WorkOrder:** HS25030645**TRRP Laboratory Data
Package Cover Page**

This data package consists of all or some of the following as applicable:

This signature page, the laboratory review checklist, and the following reportable data:

- R1 Field chain-of-custody documentation;
- R2 Sample identification cross-reference;
- R3 Test reports (analytical data sheets) for each environmental sample that includes:
 - a) Items consistent with NELAC Chapter 5,
 - b) dilution factors,
 - c) preparation methods,
 - d) cleanup methods, and
 - e) if required for the project, tentatively identified compounds (TICs).
- R4 Surrogate recovery data including:
 - a) Calculated recovery (%R), and
 - b) The laboratory's surrogate QC limits.
- R5 Test reports/summary forms for blank samples;
- R6 Test reports/summary forms for laboratory control samples (LCSs) including:
 - a) LCS spiking amounts,
 - b) Calculated %R for each analyte, and
 - c) The laboratory's LCS QC limits.
- R7 Test reports for project matrix spike/matrix spike duplicates (MS/MSDs) including:
 - a) Samples associated with the MS/MSD clearly identified,
 - b) MS/MSD spiking amounts,
 - c) Concentration of each MS/MSD analyte measured in the parent and spiked samples,
 - d) Calculated %Rs and relative percent differences (RPDs), and
 - e) The laboratory's MS/MSD QC limits.
- R8 Laboratory analytical duplicate (if applicable) recovery and precision:
 - a) the amount of analyte measured in the duplicate,
 - b) the calculated RPD, and
 - c) the laboratory's QC limits for analytical duplicates.
- R9 List of method quantitation limits (MQLs) and detectability check sample results for each analyte for each method and matrix.
- R10 Other problems or anomalies.
The Exception Report for each "No" or "Not Reviewed (NR)" item in Laboratory Review Checklist and for each analyte, matrix, and method for which the laboratory does not hold NELAC accreditation under the Texas Laboratory Accreditation Program.

ALS Houston, US

Date: 20-Mar-25

Client: Entech Consulting Corp.
Project: Vac to Jal 3-Plains
WorkOrder: HS25030645

**TRRP Laboratory Data
Package Cover Page**

Release Statement: I am responsible for the release of this laboratory data package. This laboratory is NELAC accredited under the Texas Laboratory Accreditation Program for all the methods, analytes and matrices reported in this data package except as noted in the Exception Reports. The data have been reviewed and are technically compliant with the requirements of the methods used, except where noted by the laboratory in the attached exception reports. By my signature below, I affirm to the best of my knowledge, all problems/anomalies, observed by the laboratory have been identified by the laboratory in the Laboratory Review Checklist, and no information affecting the quality of the data has been knowingly withheld.

Check, if applicable: [NA] This laboratory meets an exception under 30 TAC §25.6 and was last inspected by TCEQ or _____ on (enter date of last inspection). Any findings affecting the data in this laboratory data package are noted in the Exception Reports herein. The official signing the cover page of the report in which these data are used is responsible for releasing this data package and is by signature affirming the above release statement is true.



Andy C. Neir

Laboratory Name: ALS Laboratory Group		LRC Date: 03/20/2025					
Project Name: Vac to Jal 3-Plains		Laboratory Job Number: HS25030645					
Reviewer Name: Andy Neir		Prep Batch Number(s): R508917,R509074,R509120					
# ¹	A ²	Description	Yes	No	NA ³	NR ⁴	ER# ⁵
R1	OI	Chain-of-custody (C-O-C)					
		Did samples meet the laboratory's standard conditions of sample acceptability upon receipt?	X				
		Were all departures from standard conditions described in an exception report?	X				
R2	OI	Sample and quality control (QC) identification					
		Are all field sample ID numbers cross-referenced to the laboratory ID numbers?	X				
		Are all laboratory ID numbers cross-referenced to the corresponding QC data?	X				
R3	OI	Test reports					
		Were all samples prepared and analyzed within holding times?	X				
		Other than those results < MQL, were all other raw values bracketed by calibration standards?	X				
		Were calculations checked by a peer or supervisor?	X				
		Were all analyte identifications checked by a peer or supervisor?	X				
		Were sample detection limits reported for all analytes not detected?	X				
		Were all results for soil and sediment samples reported on a dry weight basis?			X		
		Were % moisture (or solids) reported for all soil and sediment samples?			X		
		Were bulk soils/solids samples for volatile analysis extracted with methanol per SW-846 Method 5035?			X		
		If required for the project, TICs reported?			X		
R4	O	Surrogate recovery data					
		Were surrogates added prior to extraction?	X				
		Were surrogate percent recoveries in all samples within the laboratory QC limits?	X				
R5	OI	Test reports/summary forms for blank samples					
		Were appropriate type(s) of blanks analyzed?	X				
		Were blanks analyzed at the appropriate frequency?	X				
		Were method blanks taken through the entire analytical process, including preparation and, if applicable, cleanup procedures?	X				
		Were blank concentrations < MQL?	X				
R6	OI	Laboratory control samples (LCS):					
		Were all COCs included in the LCS?	X				
		Was each LCS taken through the entire analytical procedure, including prep and cleanup steps?	X				
		Were LCSs analyzed at the required frequency?	X				
		Were LCS (and LCSD, if applicable) %Rs within the laboratory QC limits?	X				
		Does the detectability data document the laboratory's capability to detect the COCs at the MDL used to calculate the SDLs?	X				
		Was the LCSD RPD within QC limits?	X				
R7	OI	Matrix spike (MS) and matrix spike duplicate (MSD) data					
		Were the project/method specified analytes included in the MS and MSD?	X				
		Were MS/MSD analyzed at the appropriate frequency?	X				
		Were MS (and MSD, if applicable) %Rs within the laboratory QC limits?	X				
		Were MS/MSD RPDs within laboratory QC limits?	X				
R8	OI	Analytical duplicate data					
		Were appropriate analytical duplicates analyzed for each matrix?			X		
		Were analytical duplicates analyzed at the appropriate frequency?			X		
		Were RPDs or relative standard deviations within the laboratory QC limits?			X		
R9	OI	Method quantitation limits (MQLs):					
		Are the MQLs for each method analyte included in the laboratory data package?	X				
		Do the MQLs correspond to the concentration of the lowest non-zero calibration standard?	X				
		Are unadjusted MQLs and DCSs included in the laboratory data package?	X				
R10	OI	Other problems/anomalies					
		Are all known problems/anomalies/special conditions noted in this LRC and ER?	X				
		Were all necessary corrective actions performed for the reported data?	X				
		Was applicable and available technology used to lower the SDL and minimize the matrix interference affects on the sample results?	X				
		Is the laboratory NELAC-accredited under the Texas Laboratory Program for the analytes, matrices and methods associated with this laboratory data package?	X				

Items identified by the letter "R" must be included in the laboratory data package submitted in the TRRP-required report(s). Items identified by the letter "S" should be retained and made available upon request for the appropriate retention period.

O = Organic Analyses; I = Inorganic Analyses (and general chemistry, when applicable); NA = Not Applicable; NR = Not Reviewed;

R# = Exception Report identification number (an Exception Report should be completed for an item if "NR" or "No" is checked).

Laboratory Review Checklist: Supporting Data							
Laboratory Name: ALS Laboratory Group				LRC Date: 03/20/2025			
Project Name: Vac to Jal 3-Plains				Laboratory Job Number: HS25030645			
Reviewer Name: Andy Neir				Prep Batch Number(s): R508917,R509074,R509120			
# ¹	A ²	Description	Yes	No	NA ³	NR ⁴	ER# ⁵
S1	OI	Initial calibration (ICAL)					
		Were response factors and/or relative response factors for each analyte within QC limits?	X				
		Were percent RSDs or correlation coefficient criteria met?	X				
		Was the number of standards recommended in the method used for all analytes?	X				
		Were all points generated between the lowest and highest standard used to calculate the curve?	X				
		Are ICAL data available for all instruments used?	X				
		Has the initial calibration curve been verified using an appropriate second source standard?	X				
S2	OI	Initial and continuing calibration verification (ICCV and CCV) and continuing calibration blank (CCB)					
		Was the CCV analyzed at the method-required frequency?	X				
		Were percent differences for each analyte within the method-required QC limits?	X				
		Was the ICAL curve verified for each analyte?	X				
		Was the absolute value of the analyte concentration in the inorganic CCB < MDL?			X		
S3	O	Mass spectral tuning:					
		Was the appropriate compound for the method used for tuning?	X				
		Were ion abundance data within the method-required QC limits?	X				
S4	O	Internal standards (IS):					
		Were IS area counts and retention times within the method-required QC limits?	X				
S5	OI	Raw data (NELAC section 1 appendix A glossary, and section 5.12 or ISO/IEC 17025 section					
		Were the raw data (for example, chromatograms, spectral data) reviewed by an analyst?	X				
		Were data associated with manual integrations flagged on the raw data?	X				
S6	O	Dual column confirmation					
		Did dual column confirmation results meet the method-required QC?			X		
S7	O	Tentatively identified compounds (TICs):					
		If TICs were requested, were the mass spectra and TIC data subject to appropriate checks?			X		
S8	I	Interference Check Sample (ICS) results:					
		Were percent recoveries within method QC limits?			X		
S9	I	Serial dilutions, post digestion spikes, and method of standard additions					
		Were percent differences, recoveries, and the linearity within the QC limits specified in the method?			X		
S10	OI	Method detection limit (MDL) studies					
		Was a MDL study performed for each reported analyte?	X				
		Is the MDL either adjusted or supported by the analysis of DCSs?	X				
S11	OI	Proficiency test reports:					
		Was the laboratory's performance acceptable on the applicable proficiency tests or evaluation studies?	X				
S12	OI	Standards documentation					
		Are all standards used in the analyses NIST-traceable or obtained from other appropriate sources?	X				
S13	OI	Compound/analyte identification procedures					
		Are the procedures for compound/analyte identification documented?	X				
S14	OI	Demonstration of analyst competency (DOC)					
		Was DOC conducted consistent with NELAC Chapter 5C or ISO/IEC 4?	X				
		Is documentation of the analyst's competency up-to-date and on file?	X				
S15	OI	Verification/validation documentation for methods (NELAC Chap 5 or ISO/IEC 17025 Section 5)					
		Are all the methods used to generate the data documented, verified, and validated, where applicable?	X				
S16	OI	Laboratory standard operating procedures (SOPs):					
		Are laboratory SOPs current and on file for each method performed?	X				

Items identified by the letter "R" must be included in the laboratory data package submitted in the TRRP-required report(s). Items identified by the letter "S" should be retained and made available upon request for the appropriate retention period.

O = Organic Analyses; I = Inorganic Analyses (and general chemistry, when applicable);

NA = Not Applicable; NR = Not Reviewed;

R# = Exception Report identification number (an Exception Report should be completed for an item if "NR" or "No" is checked).

Laboratory Review Checklist: Exception Reports	
Laboratory Name: ALS Laboratory Group	LRC Date: 03/20/2025
Project Name: Vac to Jal 3-Plains	Laboratory Job Number: HS25030645
Reviewer Name: Andy Neir	Prep Batch Number(s): R508917,R509074,R509120
ER# ^s	Description
	No Exceptions
<p>Items identified by the letter "R" must be included in the laboratory data package submitted in the TRRP-required report(s). Items identified by the letter "S" should be retained and made available upon request for the appropriate retention period. O = Organic Analyses; I = Inorganic Analyses (and general chemistry, when applicable); NA = Not Applicable; NR = Not Reviewed; R# = Exception Report identification number (an Exception Report should be completed for an item if "NR" or "No" is checked).</p>	

ALS Houston, US

Date: 20-Mar-25

Client: Entech Consulting Corp.
Project: Vac to Jal 3-Plains
Work Order: HS25030645

SAMPLE SUMMARY

Lab Samp ID	Client Sample ID	Matrix	TagNo	Collection Date	Date Received	Hold
HS25030645-01	MW-1	Water		12-Mar-2025 13:25	13-Mar-2025 09:20	<input type="checkbox"/>
HS25030645-02	MW-2	Water		12-Mar-2025 11:35	13-Mar-2025 09:20	<input type="checkbox"/>
HS25030645-03	MW-3	Water		12-Mar-2025 14:15	13-Mar-2025 09:20	<input type="checkbox"/>
HS25030645-04	MW-4	Water		12-Mar-2025 11:25	13-Mar-2025 09:20	<input type="checkbox"/>
HS25030645-05	MW-5	Water		12-Mar-2025 12:40	13-Mar-2025 09:20	<input type="checkbox"/>
HS25030645-06	MW-6	Water		12-Mar-2025 11:10	13-Mar-2025 09:20	<input type="checkbox"/>
HS25030645-07	MW-7	Water		12-Mar-2025 13:40	13-Mar-2025 09:20	<input type="checkbox"/>
HS25030645-08	MW-8	Water		12-Mar-2025 11:45	13-Mar-2025 09:20	<input type="checkbox"/>
HS25030645-09	MW-9	Water		12-Mar-2025 12:30	13-Mar-2025 09:20	<input type="checkbox"/>
HS25030645-10	RW-1	Water		12-Mar-2025 13:10	13-Mar-2025 09:20	<input type="checkbox"/>
HS25030645-11	RW-2	Water		12-Mar-2025 11:55	13-Mar-2025 09:20	<input type="checkbox"/>
HS25030645-12	RW-3	Water		12-Mar-2025 13:55	13-Mar-2025 09:20	<input type="checkbox"/>
HS25030645-13	RW-4	Water		12-Mar-2025 12:45	13-Mar-2025 09:20	<input type="checkbox"/>
HS25030645-14	RW-5	Water		12-Mar-2025 12:05	13-Mar-2025 09:20	<input type="checkbox"/>
HS25030645-15	IW-2	Water		12-Mar-2025 13:00	13-Mar-2025 09:20	<input type="checkbox"/>
HS25030645-16	DUP	Water		12-Mar-2025 00:00	13-Mar-2025 09:20	<input type="checkbox"/>
HS25030645-17	Trip Blank CG-111424-106	Water		12-Mar-2025 00:00	13-Mar-2025 09:20	<input checked="" type="checkbox"/>

ALS Houston, US

Date: 20-Mar-25

Client: Entech Consulting Corp.
 Project: Vac to Jal 3-Plains
 Sample ID: MW-1
 Collection Date: 12-Mar-2025 13:25

ANALYTICAL REPORT

WorkOrder:HS25030645
 Lab ID:HS25030645-01
 Matrix:Water

ANALYSES	RESULT	QUAL	SDL	MLL	UNITS	DILUTION FACTOR	DATE ANALYZED
LOW LEVEL VOLATILES BY SW8260C		Method:SW8260		Analyst: AKP			
Benzene	0.55	J	0.20	1.0	ug/L	1	18-Mar-2025 01:24
Ethylbenzene	0.47	J	0.30	1.0	ug/L	1	18-Mar-2025 01:24
m,p-Xylene	0.70	J	0.50	2.0	ug/L	1	18-Mar-2025 01:24
o-Xylene	0.39	J	0.30	1.0	ug/L	1	18-Mar-2025 01:24
Toluene	0.56	J	0.20	1.0	ug/L	1	18-Mar-2025 01:24
Xylenes, Total	1.1	J	0.30	3.0	ug/L	1	18-Mar-2025 01:24
Surr: 1,2-Dichloroethane-d4	96.6			70-126	%REC	1	18-Mar-2025 01:24
Surr: 4-Bromofluorobenzene	99.5			77-113	%REC	1	18-Mar-2025 01:24
Surr: Dibromofluoromethane	95.7			77-123	%REC	1	18-Mar-2025 01:24
Surr: Toluene-d8	103			82-127	%REC	1	18-Mar-2025 01:24

Note: See Qualifiers Page for a list of qualifiers and their explanation.

ALS Houston, US

Date: 20-Mar-25

Client: Entech Consulting Corp.
 Project: Vac to Jal 3-Plains
 Sample ID: MW-2
 Collection Date: 12-Mar-2025 11:35

ANALYTICAL REPORT

WorkOrder:HS25030645
 Lab ID:HS25030645-02
 Matrix:Water

ANALYSES	RESULT	QUAL	SDL	MQL	UNITS	DILUTION FACTOR	DATE ANALYZED
LOW LEVEL VOLATILES BY SW8260C		Method:SW8260		Analyst: AKP			
Benzene	U		0.20	1.0	ug/L	1	18-Mar-2025 01:47
Ethylbenzene	U		0.30	1.0	ug/L	1	18-Mar-2025 01:47
m,p-Xylene	U		0.50	2.0	ug/L	1	18-Mar-2025 01:47
o-Xylene	U		0.30	1.0	ug/L	1	18-Mar-2025 01:47
Toluene	U		0.20	1.0	ug/L	1	18-Mar-2025 01:47
Xylenes, Total	U		0.30	3.0	ug/L	1	18-Mar-2025 01:47
Surr: 1,2-Dichloroethane-d4	93.1			70-126	%REC	1	18-Mar-2025 01:47
Surr: 4-Bromofluorobenzene	94.8			77-113	%REC	1	18-Mar-2025 01:47
Surr: Dibromofluoromethane	94.8			77-123	%REC	1	18-Mar-2025 01:47
Surr: Toluene-d8	102			82-127	%REC	1	18-Mar-2025 01:47

Note: See Qualifiers Page for a list of qualifiers and their explanation.

ALS Houston, US

Date: 20-Mar-25

Client: Entech Consulting Corp.
 Project: Vac to Jal 3-Plains
 Sample ID: MW-3
 Collection Date: 12-Mar-2025 14:15

ANALYTICAL REPORT

WorkOrder:HS25030645
 Lab ID:HS25030645-03
 Matrix:Water

ANALYSES	RESULT	QUAL	SDL	MQL	UNITS	DILUTION FACTOR	DATE ANALYZED
LOW LEVEL VOLATILES BY SW8260C		Method:SW8260		Analyst: AKP			
Benzene	U		0.20	1.0	ug/L	1	18-Mar-2025 02:10
Ethylbenzene	U		0.30	1.0	ug/L	1	18-Mar-2025 02:10
m,p-Xylene	U		0.50	2.0	ug/L	1	18-Mar-2025 02:10
o-Xylene	U		0.30	1.0	ug/L	1	18-Mar-2025 02:10
Toluene	U		0.20	1.0	ug/L	1	18-Mar-2025 02:10
Xylenes, Total	U		0.30	3.0	ug/L	1	18-Mar-2025 02:10
Surr: 1,2-Dichloroethane-d4	99.1			70-126	%REC	1	18-Mar-2025 02:10
Surr: 4-Bromofluorobenzene	97.2			77-113	%REC	1	18-Mar-2025 02:10
Surr: Dibromofluoromethane	97.6			77-123	%REC	1	18-Mar-2025 02:10
Surr: Toluene-d8	98.7			82-127	%REC	1	18-Mar-2025 02:10

Note: See Qualifiers Page for a list of qualifiers and their explanation.

ALS Houston, US

Date: 20-Mar-25

Client: Entech Consulting Corp.
 Project: Vac to Jal 3-Plains
 Sample ID: MW-4
 Collection Date: 12-Mar-2025 11:25

ANALYTICAL REPORT

WorkOrder:HS25030645
 Lab ID:HS25030645-04
 Matrix:Water

ANALYSES	RESULT	QUAL	SDL	MQL	UNITS	DILUTION FACTOR	DATE ANALYZED
LOW LEVEL VOLATILES BY SW8260C		Method:SW8260					Analyst: AKP
Benzene	U		0.20	1.0	ug/L	1	18-Mar-2025 02:33
Ethylbenzene	0.51	J	0.30	1.0	ug/L	1	18-Mar-2025 02:33
m,p-Xylene	1.5	J	0.50	2.0	ug/L	1	18-Mar-2025 02:33
o-Xylene	U		0.30	1.0	ug/L	1	18-Mar-2025 02:33
Toluene	U		0.20	1.0	ug/L	1	18-Mar-2025 02:33
Xylenes, Total	1.5	J	0.30	3.0	ug/L	1	18-Mar-2025 02:33
Surr: 1,2-Dichloroethane-d4	97.5			70-126	%REC	1	18-Mar-2025 02:33
Surr: 4-Bromofluorobenzene	95.0			77-113	%REC	1	18-Mar-2025 02:33
Surr: Dibromofluoromethane	95.0			77-123	%REC	1	18-Mar-2025 02:33
Surr: Toluene-d8	101			82-127	%REC	1	18-Mar-2025 02:33

Note: See Qualifiers Page for a list of qualifiers and their explanation.

ALS Houston, US

Date: 20-Mar-25

Client: Entech Consulting Corp.
 Project: Vac to Jal 3-Plains
 Sample ID: MW-5
 Collection Date: 12-Mar-2025 12:40

ANALYTICAL REPORT

WorkOrder:HS25030645
 Lab ID:HS25030645-05
 Matrix:Water

ANALYSES	RESULT	QUAL	SDL	MQL	UNITS	DILUTION FACTOR	DATE ANALYZED
LOW LEVEL VOLATILES BY SW8260C		Method:SW8260		Analyst: AKP			
Benzene	U		0.20	1.0	ug/L	1	18-Mar-2025 02:56
Ethylbenzene	U		0.30	1.0	ug/L	1	18-Mar-2025 02:56
m,p-Xylene	U		0.50	2.0	ug/L	1	18-Mar-2025 02:56
o-Xylene	U		0.30	1.0	ug/L	1	18-Mar-2025 02:56
Toluene	U		0.20	1.0	ug/L	1	18-Mar-2025 02:56
Xylenes, Total	U		0.30	3.0	ug/L	1	18-Mar-2025 02:56
Surr: 1,2-Dichloroethane-d4	94.6			70-126	%REC	1	18-Mar-2025 02:56
Surr: 4-Bromofluorobenzene	93.6			77-113	%REC	1	18-Mar-2025 02:56
Surr: Dibromofluoromethane	94.6			77-123	%REC	1	18-Mar-2025 02:56
Surr: Toluene-d8	105			82-127	%REC	1	18-Mar-2025 02:56

Note: See Qualifiers Page for a list of qualifiers and their explanation.

ALS Houston, US

Date: 20-Mar-25

Client: Entech Consulting Corp.
 Project: Vac to Jal 3-Plains
 Sample ID: MW-6
 Collection Date: 12-Mar-2025 11:10

ANALYTICAL REPORT

WorkOrder:HS25030645
 Lab ID:HS25030645-06
 Matrix:Water

ANALYSES	RESULT	QUAL	SDL	MLL	UNITS	DILUTION FACTOR	DATE ANALYZED
LOW LEVEL VOLATILES BY SW8260C		Method:SW8260		Analyst: AKP			
Benzene		U	0.20	1.0	ug/L	1	18-Mar-2025 03:19
Ethylbenzene	1.7		0.30	1.0	ug/L	1	18-Mar-2025 03:19
m,p-Xylene	5.6		0.50	2.0	ug/L	1	18-Mar-2025 03:19
o-Xylene	0.84	J	0.30	1.0	ug/L	1	18-Mar-2025 03:19
Toluene		U	0.20	1.0	ug/L	1	18-Mar-2025 03:19
Xylenes, Total	6.4		0.30	3.0	ug/L	1	18-Mar-2025 03:19
<i>Surr: 1,2-Dichloroethane-d4</i>	94.6			70-126	%REC	1	18-Mar-2025 03:19
<i>Surr: 4-Bromofluorobenzene</i>	96.8			77-113	%REC	1	18-Mar-2025 03:19
<i>Surr: Dibromofluoromethane</i>	95.8			77-123	%REC	1	18-Mar-2025 03:19
<i>Surr: Toluene-d8</i>	103			82-127	%REC	1	18-Mar-2025 03:19

Note: See Qualifiers Page for a list of qualifiers and their explanation.

ALS Houston, US

Date: 20-Mar-25

Client: Entech Consulting Corp.
 Project: Vac to Jal 3-Plains
 Sample ID: MW-7
 Collection Date: 12-Mar-2025 13:40

ANALYTICAL REPORT

WorkOrder:HS25030645
 Lab ID:HS25030645-07
 Matrix:Water

ANALYSES	RESULT	QUAL	SDL	MQL	UNITS	DILUTION FACTOR	DATE ANALYZED
LOW LEVEL VOLATILES BY SW8260C		Method:SW8260		Analyst: AKP			
Benzene	U		0.20	1.0	ug/L	1	18-Mar-2025 03:42
Ethylbenzene	U		0.30	1.0	ug/L	1	18-Mar-2025 03:42
m,p-Xylene	U		0.50	2.0	ug/L	1	18-Mar-2025 03:42
o-Xylene	U		0.30	1.0	ug/L	1	18-Mar-2025 03:42
Toluene	U		0.20	1.0	ug/L	1	18-Mar-2025 03:42
Xylenes, Total	U		0.30	3.0	ug/L	1	18-Mar-2025 03:42
Surr: 1,2-Dichloroethane-d4	97.0			70-126	%REC	1	18-Mar-2025 03:42
Surr: 4-Bromofluorobenzene	93.8			77-113	%REC	1	18-Mar-2025 03:42
Surr: Dibromofluoromethane	95.2			77-123	%REC	1	18-Mar-2025 03:42
Surr: Toluene-d8	102			82-127	%REC	1	18-Mar-2025 03:42

Note: See Qualifiers Page for a list of qualifiers and their explanation.

ALS Houston, US

Date: 20-Mar-25

Client: Entech Consulting Corp.
 Project: Vac to Jal 3-Plains
 Sample ID: MW-8
 Collection Date: 12-Mar-2025 11:45

ANALYTICAL REPORT

WorkOrder:HS25030645
 Lab ID:HS25030645-08
 Matrix:Water

ANALYSES	RESULT	QUAL	SDL	MQL	UNITS	DILUTION FACTOR	DATE ANALYZED
LOW LEVEL VOLATILES BY SW8260C		Method:SW8260		Analyst: AKP			
Benzene	U		0.20	1.0	ug/L	1	18-Mar-2025 04:04
Ethylbenzene	U		0.30	1.0	ug/L	1	18-Mar-2025 04:04
m,p-Xylene	U		0.50	2.0	ug/L	1	18-Mar-2025 04:04
o-Xylene	U		0.30	1.0	ug/L	1	18-Mar-2025 04:04
Toluene	U		0.20	1.0	ug/L	1	18-Mar-2025 04:04
Xylenes, Total	U		0.30	3.0	ug/L	1	18-Mar-2025 04:04
Surr: 1,2-Dichloroethane-d4	96.8			70-126	%REC	1	18-Mar-2025 04:04
Surr: 4-Bromofluorobenzene	95.9			77-113	%REC	1	18-Mar-2025 04:04
Surr: Dibromofluoromethane	96.0			77-123	%REC	1	18-Mar-2025 04:04
Surr: Toluene-d8	101			82-127	%REC	1	18-Mar-2025 04:04

Note: See Qualifiers Page for a list of qualifiers and their explanation.

ALS Houston, US

Date: 20-Mar-25

Client: Entech Consulting Corp.
 Project: Vac to Jal 3-Plains
 Sample ID: MW-9
 Collection Date: 12-Mar-2025 12:30

ANALYTICAL REPORT

WorkOrder:HS25030645
 Lab ID:HS25030645-09
 Matrix:Water

ANALYSES	RESULT	QUAL	SDL	MQL	UNITS	DILUTION FACTOR	DATE ANALYZED
LOW LEVEL VOLATILES BY SW8260C		Method:SW8260		Analyst: AKP			
Benzene	U		0.20	1.0	ug/L	1	18-Mar-2025 04:27
Ethylbenzene	U		0.30	1.0	ug/L	1	18-Mar-2025 04:27
m,p-Xylene	U		0.50	2.0	ug/L	1	18-Mar-2025 04:27
o-Xylene	U		0.30	1.0	ug/L	1	18-Mar-2025 04:27
Toluene	U		0.20	1.0	ug/L	1	18-Mar-2025 04:27
Xylenes, Total	U		0.30	3.0	ug/L	1	18-Mar-2025 04:27
Surr: 1,2-Dichloroethane-d4	96.2			70-126	%REC	1	18-Mar-2025 04:27
Surr: 4-Bromofluorobenzene	95.5			77-113	%REC	1	18-Mar-2025 04:27
Surr: Dibromofluoromethane	94.8			77-123	%REC	1	18-Mar-2025 04:27
Surr: Toluene-d8	101			82-127	%REC	1	18-Mar-2025 04:27

Note: See Qualifiers Page for a list of qualifiers and their explanation.

ALS Houston, US

Date: 20-Mar-25

Client: Entech Consulting Corp.
 Project: Vac to Jal 3-Plains
 Sample ID: RW-1
 Collection Date: 12-Mar-2025 13:10

ANALYTICAL REPORT

WorkOrder:HS25030645
 Lab ID:HS25030645-10
 Matrix:Water

ANALYSES	RESULT	QUAL	SDL	MQL	UNITS	DILUTION FACTOR	DATE ANALYZED
LOW LEVEL VOLATILES BY SW8260C		Method:SW8260		Analyst: AKP			
Benzene	0.79	J	0.20	1.0	ug/L	1	18-Mar-2025 04:50
Ethylbenzene	U		0.30	1.0	ug/L	1	18-Mar-2025 04:50
m,p-Xylene	U		0.50	2.0	ug/L	1	18-Mar-2025 04:50
o-Xylene	U		0.30	1.0	ug/L	1	18-Mar-2025 04:50
Toluene	0.21	J	0.20	1.0	ug/L	1	18-Mar-2025 04:50
Xylenes, Total	U		0.30	3.0	ug/L	1	18-Mar-2025 04:50
Surr: 1,2-Dichloroethane-d4	98.2			70-126	%REC	1	18-Mar-2025 04:50
Surr: 4-Bromofluorobenzene	99.1			77-113	%REC	1	18-Mar-2025 04:50
Surr: Dibromofluoromethane	96.5			77-123	%REC	1	18-Mar-2025 04:50
Surr: Toluene-d8	99.8			82-127	%REC	1	18-Mar-2025 04:50

Note: See Qualifiers Page for a list of qualifiers and their explanation.

ALS Houston, US

Date: 20-Mar-25

Client: Entech Consulting Corp.
 Project: Vac to Jal 3-Plains
 Sample ID: RW-2
 Collection Date: 12-Mar-2025 11:55

ANALYTICAL REPORT

WorkOrder:HS25030645
 Lab ID:HS25030645-11
 Matrix:Water

ANALYSES	RESULT	QUAL	SDL	MQL	UNITS	DILUTION FACTOR	DATE ANALYZED
LOW LEVEL VOLATILES BY SW8260C		Method:SW8260		Analyst: AKP			
Benzene	U		0.20	1.0	ug/L	1	18-Mar-2025 05:13
Ethylbenzene	U		0.30	1.0	ug/L	1	18-Mar-2025 05:13
m,p-Xylene	U		0.50	2.0	ug/L	1	18-Mar-2025 05:13
o-Xylene	U		0.30	1.0	ug/L	1	18-Mar-2025 05:13
Toluene	U		0.20	1.0	ug/L	1	18-Mar-2025 05:13
Xylenes, Total	U		0.30	3.0	ug/L	1	18-Mar-2025 05:13
Surr: 1,2-Dichloroethane-d4	96.3			70-126	%REC	1	18-Mar-2025 05:13
Surr: 4-Bromofluorobenzene	95.6			77-113	%REC	1	18-Mar-2025 05:13
Surr: Dibromofluoromethane	96.1			77-123	%REC	1	18-Mar-2025 05:13
Surr: Toluene-d8	102			82-127	%REC	1	18-Mar-2025 05:13

Note: See Qualifiers Page for a list of qualifiers and their explanation.

ALS Houston, US

Date: 20-Mar-25

Client: Entech Consulting Corp.
 Project: Vac to Jal 3-Plains
 Sample ID: RW-3
 Collection Date: 12-Mar-2025 13:55

ANALYTICAL REPORT

WorkOrder:HS25030645
 Lab ID:HS25030645-12
 Matrix:Water

ANALYSES	RESULT	QUAL	SDL	MQL	UNITS	DILUTION FACTOR	DATE ANALYZED
LOW LEVEL VOLATILES BY SW8260C		Method:SW8260		Analyst: AKP			
Benzene	0.35	J	0.20	1.0	ug/L	1	18-Mar-2025 05:36
Ethylbenzene	U		0.30	1.0	ug/L	1	18-Mar-2025 05:36
m,p-Xylene	2.2		0.50	2.0	ug/L	1	18-Mar-2025 05:36
o-Xylene	0.78	J	0.30	1.0	ug/L	1	18-Mar-2025 05:36
Toluene	U		0.20	1.0	ug/L	1	18-Mar-2025 05:36
Xylenes, Total	3.0		0.30	3.0	ug/L	1	18-Mar-2025 05:36
Surr: 1,2-Dichloroethane-d4	96.3			70-126	%REC	1	18-Mar-2025 05:36
Surr: 4-Bromofluorobenzene	99.5			77-113	%REC	1	18-Mar-2025 05:36
Surr: Dibromofluoromethane	97.6			77-123	%REC	1	18-Mar-2025 05:36
Surr: Toluene-d8	101			82-127	%REC	1	18-Mar-2025 05:36

Note: See Qualifiers Page for a list of qualifiers and their explanation.

ALS Houston, US

Date: 20-Mar-25

Client: Entech Consulting Corp.
 Project: Vac to Jal 3-Plains
 Sample ID: RW-4
 Collection Date: 12-Mar-2025 12:45

ANALYTICAL REPORT

WorkOrder:HS25030645
 Lab ID:HS25030645-13
 Matrix:Water

ANALYSES	RESULT	QUAL	SDL	MLL	UNITS	DILUTION FACTOR	DATE ANALYZED
LOW LEVEL VOLATILES BY SW8260C		Method:SW8260		Analyst: AKP			
Benzene	1.0		0.20	1.0	ug/L	1	19-Mar-2025 18:10
Ethylbenzene	1.4		0.30	1.0	ug/L	1	19-Mar-2025 18:10
m,p-Xylene	3.6		0.50	2.0	ug/L	1	19-Mar-2025 18:10
o-Xylene	0.62	J	0.30	1.0	ug/L	1	19-Mar-2025 18:10
Toluene	0.57	J	0.20	1.0	ug/L	1	19-Mar-2025 18:10
Xylenes, Total	4.2		0.30	3.0	ug/L	1	19-Mar-2025 18:10
Surr: 1,2-Dichloroethane-d4	93.7			70-126	%REC	1	19-Mar-2025 18:10
Surr: 4-Bromofluorobenzene	94.5			77-113	%REC	1	19-Mar-2025 18:10
Surr: Dibromofluoromethane	94.3			77-123	%REC	1	19-Mar-2025 18:10
Surr: Toluene-d8	103			82-127	%REC	1	19-Mar-2025 18:10

Note: See Qualifiers Page for a list of qualifiers and their explanation.

ALS Houston, US

Date: 20-Mar-25

Client: Entech Consulting Corp.
 Project: Vac to Jal 3-Plains
 Sample ID: RW-5
 Collection Date: 12-Mar-2025 12:05

ANALYTICAL REPORT

WorkOrder:HS25030645
 Lab ID:HS25030645-14
 Matrix:Water

ANALYSES	RESULT	QUAL	SDL	MQL	UNITS	DILUTION FACTOR	DATE ANALYZED
LOW LEVEL VOLATILES BY SW8260C		Method:SW8260		Analyst: AKP			
Benzene	0.79	J	0.20	1.0	ug/L	1	19-Mar-2025 18:33
Ethylbenzene	0.98	J	0.30	1.0	ug/L	1	19-Mar-2025 18:33
m,p-Xylene	2.6		0.50	2.0	ug/L	1	19-Mar-2025 18:33
o-Xylene	0.50	J	0.30	1.0	ug/L	1	19-Mar-2025 18:33
Toluene	0.43	J	0.20	1.0	ug/L	1	19-Mar-2025 18:33
Xylenes, Total	3.1		0.30	3.0	ug/L	1	19-Mar-2025 18:33
Surr: 1,2-Dichloroethane-d4	96.9			70-126	%REC	1	19-Mar-2025 18:33
Surr: 4-Bromofluorobenzene	97.2			77-113	%REC	1	19-Mar-2025 18:33
Surr: Dibromofluoromethane	97.8			77-123	%REC	1	19-Mar-2025 18:33
Surr: Toluene-d8	102			82-127	%REC	1	19-Mar-2025 18:33

Note: See Qualifiers Page for a list of qualifiers and their explanation.

ALS Houston, US

Date: 20-Mar-25

Client: Entech Consulting Corp.
 Project: Vac to Jal 3-Plains
 Sample ID: IW-2
 Collection Date: 12-Mar-2025 13:00

ANALYTICAL REPORT

WorkOrder:HS25030645
 Lab ID:HS25030645-15
 Matrix:Water

ANALYSES	RESULT	QUAL	SDL	MLL	UNITS	DILUTION FACTOR	DATE ANALYZED
LOW LEVEL VOLATILES BY SW8260C		Method:SW8260		Analyst: AKP			
Benzene	0.67	J	0.20	1.0	ug/L	1	19-Mar-2025 18:56
Ethylbenzene	0.59	J	0.30	1.0	ug/L	1	19-Mar-2025 18:56
m,p-Xylene	3.0		0.50	2.0	ug/L	1	19-Mar-2025 18:56
o-Xylene	0.47	J	0.30	1.0	ug/L	1	19-Mar-2025 18:56
Toluene		U	0.20	1.0	ug/L	1	19-Mar-2025 18:56
Xylenes, Total	3.5		0.30	3.0	ug/L	1	19-Mar-2025 18:56
Surr: 1,2-Dichloroethane-d4	94.5			70-126	%REC	1	19-Mar-2025 18:56
Surr: 4-Bromofluorobenzene	96.6			77-113	%REC	1	19-Mar-2025 18:56
Surr: Dibromofluoromethane	94.6			77-123	%REC	1	19-Mar-2025 18:56
Surr: Toluene-d8	103			82-127	%REC	1	19-Mar-2025 18:56

Note: See Qualifiers Page for a list of qualifiers and their explanation.

ALS Houston, US

Date: 20-Mar-25

Client: Entech Consulting Corp.
 Project: Vac to Jal 3-Plains
 Sample ID: DUP
 Collection Date: 12-Mar-2025 00:00

ANALYTICAL REPORT

WorkOrder:HS25030645
 Lab ID:HS25030645-16
 Matrix:Water

ANALYSES	RESULT	QUAL	SDL	MLL	UNITS	DILUTION FACTOR	DATE ANALYZED
LOW LEVEL VOLATILES BY SW8260C		Method:SW8260		Analyst: AKP			
Benzene	0.61	J	0.20	1.0	ug/L	1	19-Mar-2025 18:39
Ethylbenzene	0.60	J	0.30	1.0	ug/L	1	19-Mar-2025 18:39
m,p-Xylene	2.9		0.50	2.0	ug/L	1	19-Mar-2025 18:39
o-Xylene	0.38	J	0.30	1.0	ug/L	1	19-Mar-2025 18:39
Toluene		U	0.20	1.0	ug/L	1	19-Mar-2025 18:39
Xylenes, Total	3.2		0.30	3.0	ug/L	1	19-Mar-2025 18:39
Surr: 1,2-Dichloroethane-d4	120			70-126	%REC	1	19-Mar-2025 18:39
Surr: 4-Bromofluorobenzene	108			77-113	%REC	1	19-Mar-2025 18:39
Surr: Dibromofluoromethane	105			77-123	%REC	1	19-Mar-2025 18:39
Surr: Toluene-d8	95.0			82-127	%REC	1	19-Mar-2025 18:39

Note: See Qualifiers Page for a list of qualifiers and their explanation.

ALS Houston, US

Date: 20-Mar-25

Client: Entech Consulting Corp.
Project: Vac to Jal 3-Plains
WorkOrder: HS25030645

DATES REPORT

Sample ID	Client Samp ID	Collection Date	Leachate Date	Prep Date	Analysis Date	DF
Batch ID: R508917 (0)		Test Name : LOW LEVEL VOLATILES BY SW8260C			Matrix: Water	
HS25030645-01	MW-1	12 Mar 2025 13:25			18 Mar 2025 01:24	1
HS25030645-02	MW-2	12 Mar 2025 11:35			18 Mar 2025 01:47	1
HS25030645-03	MW-3	12 Mar 2025 14:15			18 Mar 2025 02:10	1
HS25030645-04	MW-4	12 Mar 2025 11:25			18 Mar 2025 02:33	1
HS25030645-05	MW-5	12 Mar 2025 12:40			18 Mar 2025 02:56	1
HS25030645-06	MW-6	12 Mar 2025 11:10			18 Mar 2025 03:19	1
HS25030645-07	MW-7	12 Mar 2025 13:40			18 Mar 2025 03:42	1
HS25030645-08	MW-8	12 Mar 2025 11:45			18 Mar 2025 04:04	1
HS25030645-09	MW-9	12 Mar 2025 12:30			18 Mar 2025 04:27	1
HS25030645-10	RW-1	12 Mar 2025 13:10			18 Mar 2025 04:50	1
HS25030645-11	RW-2	12 Mar 2025 11:55			18 Mar 2025 05:13	1
HS25030645-12	RW-3	12 Mar 2025 13:55			18 Mar 2025 05:36	1
Batch ID: R509074 (0)		Test Name : LOW LEVEL VOLATILES BY SW8260C			Matrix: Water	
HS25030645-13	RW-4	12 Mar 2025 12:45			19 Mar 2025 18:10	1
HS25030645-14	RW-5	12 Mar 2025 12:05			19 Mar 2025 18:33	1
HS25030645-15	IW-2	12 Mar 2025 13:00			19 Mar 2025 18:56	1
Batch ID: R509120 (0)		Test Name : LOW LEVEL VOLATILES BY SW8260C			Matrix: Water	
HS25030645-16	DUP	12 Mar 2025 00:00			19 Mar 2025 18:39	1

ALS Houston, US

Date: 20-Mar-25

WorkOrder: HS25030645
 InstrumentID: VOA7
 Test Code: 8260_LL_W
 Test Number: SW8260
 Test Name: Low Level Volatiles by SW8260C

METHOD DETECTION / REPORTING LIMITS

Matrix: Aqueous **Units:** µg/L

Type	Analyte	CAS	DCS Spike	DCS	MDL	PQL
A	Benzene	71-43-2	0.50	0.53	0.20	1.0
A	Ethylbenzene	100-41-4	0.50	0.46	0.30	1.0
A	m,p-Xylene	179601-23-1	1.0	0.99	0.50	2.0
A	o-Xylene	95-47-6	0.50	0.47	0.30	1.0
A	Toluene	108-88-3	0.50	0.55	0.20	1.0
A	Xylenes, Total	1330-20-7	1.5	1.5	0.30	3.0
S	1,2-Dichloroethane-d4	17060-07-0	0	0	0	1.0
S	4-Bromofluorobenzene	460-00-4	0	0	0	1.0
S	Dibromofluoromethane	1868-53-7	0	0	0	1.0
S	Toluene-d8	2037-26-5	0	0	0	1.0

ALS Houston, US

Date: 20-Mar-25

WorkOrder: HS25030645
 InstrumentID: VOA4
 Test Code: 8260_LL_W
 Test Number: SW8260
 Test Name: Low Level Volatiles by SW8260C

METHOD DETECTION / REPORTING LIMITS

Matrix: Aqueous **Units:** µg/L

Type	Analyte	CAS	DCS Spike	DCS	MDL	PQL
A	Benzene	71-43-2	0.50	0.56	0.20	1.0
A	Ethylbenzene	100-41-4	0.50	0.50	0.30	1.0
A	m,p-Xylene	179601-23-1	1.0	0.95	0.50	2.0
A	o-Xylene	95-47-6	0.50	0.52	0.30	1.0
A	Toluene	108-88-3	0.50	0.57	0.20	1.0
A	Xylenes, Total	1330-20-7	1.5	1.5	0.30	3.0
S	1,2-Dichloroethane-d4	17060-07-0	0	0	0	1.0
S	4-Bromofluorobenzene	460-00-4	0	0	0	1.0
S	Dibromofluoromethane	1868-53-7	0	0	0	1.0
S	Toluene-d8	2037-26-5	0	0	0	1.0

ALS Houston, US

Date: 20-Mar-25

Client: Entech Consulting Corp.
Project: Vac to Jal 3-Plains
WorkOrder: HS25030645

QC BATCH REPORT

Batch ID: R508917 (0)	Instrument: VOA7	Method: LOW LEVEL VOLATILES BY SW8260C
--------------------------------	-------------------------	-----------------------------------------------

MBLK		Sample ID: MBLK-250317	Units: ug/L		Analysis Date: 17-Mar-2025 22:21				
Client ID:		Run ID: VOA7_508917	SeqNo: 8732571	PrepDate:	DF: 1				
Analyte	Result	MLQ	SPK Val	SPK Ref Value	%REC	Control Limit	RPD Ref Value	%RPD	RPD Limit Qual
Benzene	U	1.0							
Ethylbenzene	U	1.0							
m,p-Xylene	U	2.0							
o-Xylene	U	1.0							
Toluene	U	1.0							
Xylenes, Total	U	3.0							
<i>Surr: 1,2-Dichloroethane-d4</i>	<i>48.05</i>	<i>1.0</i>	<i>50</i>	<i>0</i>	<i>96.1</i>	<i>70 - 123</i>			
<i>Surr: 4-Bromofluorobenzene</i>	<i>47.51</i>	<i>1.0</i>	<i>50</i>	<i>0</i>	<i>95.0</i>	<i>77 - 113</i>			
<i>Surr: Dibromofluoromethane</i>	<i>47.62</i>	<i>1.0</i>	<i>50</i>	<i>0</i>	<i>95.2</i>	<i>73 - 126</i>			
<i>Surr: Toluene-d8</i>	<i>50.83</i>	<i>1.0</i>	<i>50</i>	<i>0</i>	<i>102</i>	<i>81 - 120</i>			

LCS		Sample ID: LCS-250317	Units: ug/L		Analysis Date: 17-Mar-2025 21:12				
Client ID:		Run ID: VOA7_508917	SeqNo: 8732569	PrepDate:	DF: 1				
Analyte	Result	MLQ	SPK Val	SPK Ref Value	%REC	Control Limit	RPD Ref Value	%RPD	RPD Limit Qual
Benzene	19.35	1.0	20	0	96.8	74 - 120			
Ethylbenzene	19.42	1.0	20	0	97.1	77 - 117			
m,p-Xylene	38.28	2.0	40	0	95.7	77 - 122			
o-Xylene	19.23	1.0	20	0	96.2	75 - 119			
Toluene	18.75	1.0	20	0	93.8	77 - 118			
Xylenes, Total	57.52	3.0	60	0	95.9	75 - 122			
<i>Surr: 1,2-Dichloroethane-d4</i>	<i>50.87</i>	<i>1.0</i>	<i>50</i>	<i>0</i>	<i>102</i>	<i>70 - 123</i>			
<i>Surr: 4-Bromofluorobenzene</i>	<i>50.49</i>	<i>1.0</i>	<i>50</i>	<i>0</i>	<i>101</i>	<i>77 - 113</i>			
<i>Surr: Dibromofluoromethane</i>	<i>50.66</i>	<i>1.0</i>	<i>50</i>	<i>0</i>	<i>101</i>	<i>73 - 126</i>			
<i>Surr: Toluene-d8</i>	<i>49.11</i>	<i>1.0</i>	<i>50</i>	<i>0</i>	<i>98.2</i>	<i>81 - 120</i>			

ALS Houston, US

Date: 20-Mar-25

Client: Entech Consulting Corp.
Project: Vac to Jal 3-Plains
WorkOrder: HS25030645

QC BATCH REPORT

Batch ID: R508917 (0) **Instrument:** VOA7 **Method:** LOW LEVEL VOLATILES BY SW8260C

LCSD		Sample ID: LCSD-250317		Units: ug/L		Analysis Date: 17-Mar-2025 21:35			
Client ID:		Run ID: VOA7_508917		SeqNo: 8732570		PrepDate:		DF: 1	
Analyte	Result	MQL	SPK Val	SPK Ref Value	%REC	Control Limit	RPD Ref Value	%RPD	RPD Limit Qual
Benzene	18.9	1.0	20	0	94.5	74 - 120	19.35	2.38	20
Ethylbenzene	18.83	1.0	20	0	94.2	77 - 117	19.42	3.09	20
m,p-Xylene	37.45	2.0	40	0	93.6	77 - 122	38.28	2.2	20
o-Xylene	18.83	1.0	20	0	94.2	75 - 119	19.23	2.11	20
Toluene	18.53	1.0	20	0	92.6	77 - 118	18.75	1.22	20
Xylenes, Total	56.28	3.0	60	0	93.8	75 - 122	57.52	2.17	20
Surr: 1,2-Dichloroethane-d4	50.87	1.0	50	0	102	70 - 123	50.87	0.00516	20
Surr: 4-Bromofluorobenzene	49.28	1.0	50	0	98.6	77 - 113	50.49	2.43	20
Surr: Dibromofluoromethane	50.6	1.0	50	0	101	73 - 126	50.66	0.128	20
Surr: Toluene-d8	49.56	1.0	50	0	99.1	81 - 120	49.11	0.905	20

MS		Sample ID: HS25030645-09MS		Units: ug/L		Analysis Date: 18-Mar-2025 06:24			
Client ID: MW-9		Run ID: VOA7_508917		SeqNo: 8732592		PrepDate:		DF: 1	
Analyte	Result	MQL	SPK Val	SPK Ref Value	%REC	Control Limit	RPD Ref Value	%RPD	RPD Limit Qual
Benzene	17.93	1.0	20	0	89.7	70 - 127			
Ethylbenzene	17.72	1.0	20	0	88.6	70 - 124			
m,p-Xylene	34.91	2.0	40	0	87.3	70 - 130			
o-Xylene	17.51	1.0	20	0	87.6	70 - 124			
Toluene	17.36	1.0	20	0	86.8	70 - 123			
Xylenes, Total	52.42	3.0	60	0	87.4	70 - 130			
Surr: 1,2-Dichloroethane-d4	50.81	1.0	50	0	102	70 - 126			
Surr: 4-Bromofluorobenzene	50.32	1.0	50	0	101	77 - 113			
Surr: Dibromofluoromethane	49.16	1.0	50	0	98.3	77 - 123			
Surr: Toluene-d8	49.38	1.0	50	0	98.8	82 - 127			

ALS Houston, US

Date: 20-Mar-25

Client: Entech Consulting Corp.
Project: Vac to Jal 3-Plains
WorkOrder: HS25030645

QC BATCH REPORT

Batch ID: R508917 (0) **Instrument:** VOA7 **Method:** LOW LEVEL VOLATILES BY SW8260C

MSD		Sample ID: HS25030645-09MSD		Units: ug/L		Analysis Date: 18-Mar-2025 06:47				
Client ID: MW-9		Run ID: VOA7_508917		SeqNo: 8732593		PrepDate:		DF: 1		
Analyte	Result	MQL	SPK Val	SPK Ref Value	%REC	Control Limit	RPD Ref Value	%RPD	RPD Limit	Qual
Benzene	17.42	1.0	20	0	87.1	70 - 127	17.93	2.91	20	
Ethylbenzene	17.37	1.0	20	0	86.8	70 - 124	17.72	2.02	20	
m,p-Xylene	34.29	2.0	40	0	85.7	70 - 130	34.91	1.78	20	
o-Xylene	17.06	1.0	20	0	85.3	70 - 124	17.51	2.62	20	
Toluene	17.26	1.0	20	0	86.3	70 - 123	17.36	0.613	20	
Xylenes, Total	51.35	3.0	60	0	85.6	70 - 130	52.42	2.06	20	
Surr: 1,2-Dichloroethane-d4	50.79	1.0	50	0	102	70 - 126	50.81	0.0419	20	
Surr: 4-Bromofluorobenzene	49.39	1.0	50	0	98.8	77 - 113	50.32	1.86	20	
Surr: Dibromofluoromethane	50.37	1.0	50	0	101	77 - 123	49.16	2.42	20	
Surr: Toluene-d8	49.97	1.0	50	0	99.9	82 - 127	49.38	1.19	20	

The following samples were analyzed in this batch:

HS25030645-01	HS25030645-02	HS25030645-03	HS25030645-04
HS25030645-05	HS25030645-06	HS25030645-07	HS25030645-08
HS25030645-09	HS25030645-10	HS25030645-11	HS25030645-12

ALS Houston, US

Date: 20-Mar-25

Client: Entech Consulting Corp.
Project: Vac to Jal 3-Plains
WorkOrder: HS25030645

QC BATCH REPORT

Batch ID: R509074 (0)	Instrument: VOA7	Method: LOW LEVEL VOLATILES BY SW8260C
--------------------------------	-------------------------	-----------------------------------------------

MBLK	Sample ID: MBLK-250319	Units: ug/L		Analysis Date: 19-Mar-2025 11:13						
Client ID:	Run ID: VOA7_509074	SeqNo: 8735516		PrepDate:			DF: 1			
Analyte	Result	MQL	SPK Val	SPK Ref Value	%REC	Control Limit	RPD Ref Value	%RPD	RPD Limit Qual	
Benzene	U	1.0								
Ethylbenzene	U	1.0								
m,p-Xylene	U	2.0								
o-Xylene	U	1.0								
Toluene	U	1.0								
Xylenes, Total	U	3.0								
Surr: 1,2-Dichloroethane-d4	47.72	1.0	50	0	95.4	70 - 123				
Surr: 4-Bromofluorobenzene	47.13	1.0	50	0	94.3	77 - 113				
Surr: Dibromofluoromethane	47.96	1.0	50	0	95.9	73 - 126				
Surr: Toluene-d8	51.27	1.0	50	0	103	81 - 120				

LCS	Sample ID: LCS-250319	Units: ug/L		Analysis Date: 19-Mar-2025 10:05						
Client ID:	Run ID: VOA7_509074	SeqNo: 8735514		PrepDate:			DF: 1			
Analyte	Result	MQL	SPK Val	SPK Ref Value	%REC	Control Limit	RPD Ref Value	%RPD	RPD Limit Qual	
Benzene	19.76	1.0	20	0	98.8	74 - 120				
Ethylbenzene	19.75	1.0	20	0	98.7	77 - 117				
m,p-Xylene	39.18	2.0	40	0	97.9	77 - 122				
o-Xylene	19.84	1.0	20	0	99.2	75 - 119				
Toluene	19.43	1.0	20	0	97.2	77 - 118				
Xylenes, Total	59.02	3.0	60	0	98.4	75 - 122				
Surr: 1,2-Dichloroethane-d4	50.51	1.0	50	0	101	70 - 123				
Surr: 4-Bromofluorobenzene	49.97	1.0	50	0	99.9	77 - 113				
Surr: Dibromofluoromethane	49.49	1.0	50	0	99.0	73 - 126				
Surr: Toluene-d8	49.36	1.0	50	0	98.7	81 - 120				

ALS Houston, US

Date: 20-Mar-25

Client: Entech Consulting Corp.
Project: Vac to Jal 3-Plains
WorkOrder: HS25030645

QC BATCH REPORT

Batch ID: R509074 (0) **Instrument:** VOA7 **Method:** LOW LEVEL VOLATILES BY SW8260C

LCSD		Sample ID: LCSD-250319		Units: ug/L		Analysis Date: 19-Mar-2025 10:28			
Client ID:		Run ID: VOA7_509074		SeqNo: 8735515		PrepDate:		DF: 1	
Analyte	Result	MQL	SPK Val	SPK Ref Value	%REC	Control Limit	RPD Ref Value	%RPD	RPD Limit Qual
Benzene	18.96	1.0	20	0	94.8	74 - 120	19.76	4.14	20
Ethylbenzene	18.63	1.0	20	0	93.1	77 - 117	19.75	5.83	20
m,p-Xylene	37.32	2.0	40	0	93.3	77 - 122	39.18	4.85	20
o-Xylene	18.77	1.0	20	0	93.9	75 - 119	19.84	5.55	20
Toluene	18.43	1.0	20	0	92.2	77 - 118	19.43	5.29	20
Xylenes, Total	56.09	3.0	60	0	93.5	75 - 122	59.02	5.09	20
<i>Surr: 1,2-Dichloroethane-d4</i>	<i>50.85</i>	<i>1.0</i>	<i>50</i>	<i>0</i>	<i>102</i>	<i>70 - 123</i>	<i>50.51</i>	<i>0.67</i>	<i>20</i>
<i>Surr: 4-Bromofluorobenzene</i>	<i>50.18</i>	<i>1.0</i>	<i>50</i>	<i>0</i>	<i>100</i>	<i>77 - 113</i>	<i>49.97</i>	<i>0.429</i>	<i>20</i>
<i>Surr: Dibromofluoromethane</i>	<i>50.25</i>	<i>1.0</i>	<i>50</i>	<i>0</i>	<i>101</i>	<i>73 - 126</i>	<i>49.49</i>	<i>1.53</i>	<i>20</i>
<i>Surr: Toluene-d8</i>	<i>49.18</i>	<i>1.0</i>	<i>50</i>	<i>0</i>	<i>98.4</i>	<i>81 - 120</i>	<i>49.36</i>	<i>0.376</i>	<i>20</i>

MS		Sample ID: HS25030789-03MS		Units: ug/L		Analysis Date: 19-Mar-2025 19:42			
Client ID:		Run ID: VOA7_509074		SeqNo: 8735872		PrepDate:		DF: 1	
Analyte	Result	MQL	SPK Val	SPK Ref Value	%REC	Control Limit	RPD Ref Value	%RPD	RPD Limit Qual
Benzene	18.25	1.0	20	0	91.3	70 - 127			
Ethylbenzene	18.23	1.0	20	0	91.2	70 - 124			
m,p-Xylene	35.97	2.0	40	0	89.9	70 - 130			
o-Xylene	18	1.0	20	0	90.0	70 - 124			
Toluene	18.02	1.0	20	0	90.1	70 - 123			
Xylenes, Total	53.98	3.0	60	0	90.0	70 - 130			
<i>Surr: 1,2-Dichloroethane-d4</i>	<i>49.94</i>	<i>1.0</i>	<i>50</i>	<i>0</i>	<i>99.9</i>	<i>70 - 126</i>			
<i>Surr: 4-Bromofluorobenzene</i>	<i>50.16</i>	<i>1.0</i>	<i>50</i>	<i>0</i>	<i>100</i>	<i>77 - 113</i>			
<i>Surr: Dibromofluoromethane</i>	<i>49.03</i>	<i>1.0</i>	<i>50</i>	<i>0</i>	<i>98.1</i>	<i>77 - 123</i>			
<i>Surr: Toluene-d8</i>	<i>49.53</i>	<i>1.0</i>	<i>50</i>	<i>0</i>	<i>99.1</i>	<i>82 - 127</i>			

ALS Houston, US

Date: 20-Mar-25

Client: Entech Consulting Corp.
Project: Vac to Jal 3-Plains
WorkOrder: HS25030645

QC BATCH REPORT

Batch ID: R509074 (0) **Instrument:** VOA7 **Method:** LOW LEVEL VOLATILES BY SW8260C

MSD		Sample ID: HS25030789-03MSD		Units: ug/L		Analysis Date: 19-Mar-2025 20:05				
Client ID:		Run ID: VOA7_509074		SeqNo: 8735873		PrepDate:		DF: 1		
Analyte	Result	MQL	SPK Val	SPK Ref Value	%REC	Control Limit	RPD Ref Value	%RPD	RPD Limit	Qual
Benzene	18.09	1.0	20	0	90.5	70 - 127	18.25	0.897	20	
Ethylbenzene	17.95	1.0	20	0	89.8	70 - 124	18.23	1.57	20	
m,p-Xylene	34.94	2.0	40	0	87.3	70 - 130	35.97	2.91	20	
o-Xylene	17.15	1.0	20	0	85.7	70 - 124	18	4.86	20	
Toluene	17.44	1.0	20	0	87.2	70 - 123	18.02	3.23	20	
Xylenes, Total	52.09	3.0	60	0	86.8	70 - 130	53.98	3.56	20	
<i>Surr: 1,2-Dichloroethane-d4</i>	<i>50.77</i>	<i>1.0</i>	<i>50</i>	<i>0</i>	<i>102</i>	<i>70 - 126</i>	<i>49.94</i>	<i>1.64</i>	<i>20</i>	
<i>Surr: 4-Bromofluorobenzene</i>	<i>50.02</i>	<i>1.0</i>	<i>50</i>	<i>0</i>	<i>100</i>	<i>77 - 113</i>	<i>50.16</i>	<i>0.277</i>	<i>20</i>	
<i>Surr: Dibromofluoromethane</i>	<i>50.55</i>	<i>1.0</i>	<i>50</i>	<i>0</i>	<i>101</i>	<i>77 - 123</i>	<i>49.03</i>	<i>3.05</i>	<i>20</i>	
<i>Surr: Toluene-d8</i>	<i>49.78</i>	<i>1.0</i>	<i>50</i>	<i>0</i>	<i>99.6</i>	<i>82 - 127</i>	<i>49.53</i>	<i>0.504</i>	<i>20</i>	

The following samples were analyzed in this batch: HS25030645-13 HS25030645-14 HS25030645-15

ALS Houston, US

Date: 20-Mar-25

Client: Entech Consulting Corp.
Project: Vac to Jal 3-Plains
WorkOrder: HS25030645

QC BATCH REPORT

Batch ID: R509120 (0)	Instrument: VOA4	Method: LOW LEVEL VOLATILES BY SW8260C
--------------------------------	-------------------------	-----------------------------------------------

MBLK	Sample ID: VBLKW-250319	Units: ug/L	Analysis Date: 19-Mar-2025 11:20							
Client ID:	Run ID: VOA4_509120	SeqNo: 8736403	PrepDate: DF: 1							
Analyte	Result	MQL	SPK Val	SPK Ref Value	%REC	Control Limit	RPD Ref Value	%RPD	RPD Limit	Qual
Benzene	U	1.0								
Ethylbenzene	U	1.0								
m,p-Xylene	U	2.0								
o-Xylene	U	1.0								
Toluene	U	1.0								
Xylenes, Total	U	3.0								
Surr: 1,2-Dichloroethane-d4	58.01	1.0	50	0	116	70 - 123				
Surr: 4-Bromofluorobenzene	53.67	1.0	50	0	107	77 - 113				
Surr: Dibromofluoromethane	51.7	1.0	50	0	103	73 - 126				
Surr: Toluene-d8	46.59	1.0	50	0	93.2	81 - 120				

LCS	Sample ID: VLCSW-250319	Units: ug/L	Analysis Date: 19-Mar-2025 10:18							
Client ID:	Run ID: VOA4_509120	SeqNo: 8736401	PrepDate: DF: 1							
Analyte	Result	MQL	SPK Val	SPK Ref Value	%REC	Control Limit	RPD Ref Value	%RPD	RPD Limit	Qual
Benzene	18.65	1.0	20	0	93.2	74 - 120				
Ethylbenzene	17.55	1.0	20	0	87.8	77 - 117				
m,p-Xylene	35.06	2.0	40	0	87.7	77 - 122				
o-Xylene	17.41	1.0	20	0	87.0	75 - 119				
Toluene	17.71	1.0	20	0	88.6	77 - 118				
Xylenes, Total	52.47	3.0	60	0	87.5	75 - 122				
Surr: 1,2-Dichloroethane-d4	57.73	1.0	50	0	115	70 - 123				
Surr: 4-Bromofluorobenzene	53.19	1.0	50	0	106	77 - 113				
Surr: Dibromofluoromethane	50.56	1.0	50	0	101	73 - 126				
Surr: Toluene-d8	47.33	1.0	50	0	94.7	81 - 120				

ALS Houston, US

Date: 20-Mar-25

Client: Entech Consulting Corp.
Project: Vac to Jal 3-Plains
WorkOrder: HS25030645

QC BATCH REPORT

Batch ID: R509120 (0)	Instrument: VOA4	Method: LOW LEVEL VOLATILES BY SW8260C
--------------------------------	-------------------------	-----------------------------------------------

LCSD		Sample ID: VLCSDW-250319			Units: ug/L		Analysis Date: 19-Mar-2025 10:38			
Client ID:		Run ID: VOA4_509120			SeqNo: 8736402		PrepDate:		DF: 1	
Analyte	Result	MQL	SPK Val	SPK Ref Value	%REC	Control Limit	RPD Ref Value	%RPD	RPD Limit	Qual
Benzene	18.5	1.0	20	0	92.5	74 - 120	18.65	0.802	20	
Ethylbenzene	16.62	1.0	20	0	83.1	77 - 117	17.55	5.47	20	
m,p-Xylene	34.26	2.0	40	0	85.6	77 - 122	35.06	2.32	20	
o-Xylene	16.95	1.0	20	0	84.8	75 - 119	17.41	2.66	20	
Toluene	17.52	1.0	20	0	87.6	77 - 118	17.71	1.06	20	
Xylenes, Total	51.21	3.0	60	0	85.3	75 - 122	52.47	2.43	20	
Surr: 1,2-Dichloroethane-d4	55.02	1.0	50	0	110	70 - 123	57.73	4.81	20	
Surr: 4-Bromofluorobenzene	53.19	1.0	50	0	106	77 - 113	53.19	0.0132	20	
Surr: Dibromofluoromethane	49.83	1.0	50	0	99.7	73 - 126	50.56	1.46	20	
Surr: Toluene-d8	46.88	1.0	50	0	93.8	81 - 120	47.33	0.964	20	

MS		Sample ID: HS25030783-01MS			Units: ug/L		Analysis Date: 19-Mar-2025 19:00			
Client ID:		Run ID: VOA4_509120			SeqNo: 8736421		PrepDate:		DF: 1	
Analyte	Result	MQL	SPK Val	SPK Ref Value	%REC	Control Limit	RPD Ref Value	%RPD	RPD Limit	Qual
Benzene	17.21	1.0	20	0	86.1	70 - 127				
Ethylbenzene	15.81	1.0	20	0	79.0	70 - 124				
m,p-Xylene	30.75	2.0	40	0	76.9	70 - 130				
o-Xylene	15.22	1.0	20	0	76.1	70 - 124				
Toluene	15.63	1.0	20	0	78.2	70 - 123				
Xylenes, Total	45.97	3.0	60	0	76.6	70 - 130				
Surr: 1,2-Dichloroethane-d4	60.43	1.0	50	0	121	70 - 126				
Surr: 4-Bromofluorobenzene	55.12	1.0	50	0	110	77 - 113				
Surr: Dibromofluoromethane	52.43	1.0	50	0	105	77 - 123				
Surr: Toluene-d8	46.34	1.0	50	0	92.7	82 - 127				

ALS Houston, US

Date: 20-Mar-25

Client: Entech Consulting Corp.
Project: Vac to Jal 3-Plains
WorkOrder: HS25030645

QC BATCH REPORT

Batch ID: R509120 (0) **Instrument:** VOA4 **Method:** LOW LEVEL VOLATILES BY SW8260C

MSD		Sample ID: HS25030783-01MSD			Units: ug/L		Analysis Date: 19-Mar-2025 19:21			
Client ID:		Run ID: VOA4_509120			SeqNo: 8736422		PrepDate:		DF: 1	
Analyte	Result	MQL	SPK Val	SPK Ref Value	%REC	Control Limit	RPD Ref Value	%RPD	RPD Limit	Qual
Benzene	16.31	1.0	20	0	81.6	70 - 127	17.21	5.36	20	
Ethylbenzene	14.91	1.0	20	0	74.6	70 - 124	15.81	5.83	20	
m,p-Xylene	29.19	2.0	40	0	73.0	70 - 130	30.75	5.2	20	
o-Xylene	14.55	1.0	20	0	72.7	70 - 124	15.22	4.53	20	
Toluene	15.06	1.0	20	0	75.3	70 - 123	15.63	3.75	20	
Xylenes, Total	43.74	3.0	60	0	72.9	70 - 130	45.97	4.98	20	
<i>Surr: 1,2-Dichloroethane-d4</i>	<i>59.29</i>	<i>1.0</i>	<i>50</i>	<i>0</i>	<i>119</i>	<i>70 - 126</i>	<i>60.43</i>	<i>1.92</i>	<i>20</i>	
<i>Surr: 4-Bromofluorobenzene</i>	<i>54.52</i>	<i>1.0</i>	<i>50</i>	<i>0</i>	<i>109</i>	<i>77 - 113</i>	<i>55.12</i>	<i>1.1</i>	<i>20</i>	
<i>Surr: Dibromofluoromethane</i>	<i>51.08</i>	<i>1.0</i>	<i>50</i>	<i>0</i>	<i>102</i>	<i>77 - 123</i>	<i>52.43</i>	<i>2.62</i>	<i>20</i>	
<i>Surr: Toluene-d8</i>	<i>46.64</i>	<i>1.0</i>	<i>50</i>	<i>0</i>	<i>93.3</i>	<i>82 - 127</i>	<i>46.34</i>	<i>0.654</i>	<i>20</i>	

The following samples were analyzed in this batch: HS25030645-16

ALS Houston, US

Date: 20-Mar-25

Client: Entech Consulting Corp.
Project: Vac to Jal 3-Plains
WorkOrder: HS25030645

**QUALIFIERS,
ACRONYMS, UNITS**

Qualifier	Description
*	Value exceeds Regulatory Limit
a	Not accredited
B	Analyte detected in the associated Method Blank above the Reporting Limit
E	Value above quantitation range
H	Analyzed outside of Holding Time
J	Analyte detected below quantitation limit
M	Manually integrated, see raw data for justification
n	Not offered for accreditation
ND	Not Detected at the Reporting Limit
O	Sample amount is > 4 times amount spiked
P	Dual Column results percent difference > 40%
R	RPD above laboratory control limit
S	Spike Recovery outside laboratory control limits
U	Analyzed but not detected above the MDL/SDL

Acronym	Description
DCS	Detectability Check Study
DUP	Method Duplicate
LCS	Laboratory Control Sample
LCSD	Laboratory Control Sample Duplicate
MBLK	Method Blank
MDL	Method Detection Limit
MQL	Method Quantitation Limit
MS	Matrix Spike
MSD	Matrix Spike Duplicate
PDS	Post Digestion Spike
PQL	Practical Quantitation Limit
SD	Serial Dilution
SDL	Sample Detection Limit
TRRP	Texas Risk Reduction Program

ALS Houston, US

Date: 20-Mar-25

CERTIFICATIONS,ACCREDITATIONS & LICENSES

Agency	Number	Expire Date
Arizona	AZ0793	27-May-2025
Arkansas	88-00356_2024	27-Mar-2025
California	2919; 2025	30-Apr-2025
Dept of Defense	L24-240	30-Apr-2026
Dept of Defense	L24-239	30-Apr-2026
Florida	E87611-38	30-Jun-2025
Illinois	2000322023-11	31-Jul-2025
Kansas	E-10352 2023-2024	31-Jul-2025
Kentucky	123043	30-Apr-2025
Louisiana	03087 2023-2024	30-Jun-2025
Maine	2024017	23-Jun-2026
Michigan	9971	30-Apr-2025
Nebraska	NE-OS-25-13	30-Apr-2025
New Jersey	TX008	30-Jun-2025
Pennsylvania	018	30-Jun-2025
Tennessee	04016	30-Apr-2025
Texas	T104704231 TX-C24-00130	30-Apr-2025
Utah	TX026932023-14	31-Jul-2025

ALS Houston, US

Date: 20-Mar-25

Sample Receipt Checklist

Work Order ID: HS25030645

Date/Time Received: 13-Mar-2025 09:20

Client Name: ENTECH

Received by: Si Ma

Completed By: /S/ Si Ma	14-Mar-2025 20:40	Reviewed by: /S/ Alexis Dorenbosch	17-Mar-2025 15:49
eSignature	Date/Time	eSignature	Date/Time

Matrices: WATER

Carrier name: FedEx Priority Overnight

- Shipping container/cooler in good condition? Yes No Not Present
- Custody seals intact on shipping container/cooler? Yes No Not Present
- Custody seals intact on sample bottles? Yes No Not Present
- VOA/TX1005/TX1006 Solids in hermetically sealed vials? Yes No Not Present
- Chain of custody present? Yes No 2 Page(s)
- Chain of custody signed when relinquished and received? Yes No COC IDs:331263 /331261
- Samplers name present on COC? Yes No
- Chain of custody agrees with sample labels? Yes No
- Samples in proper container/bottle? Yes No
- Sample containers intact? Yes No
- Sufficient sample volume for indicated test? Yes No
- All samples received within holding time? Yes No
- Container/Temp Blank temperature in compliance? Yes No

Temperature(s)/Thermometer(s):	2.2UC/2.2C	IR34
Cooler(s)/Kit(s):	50690	
Date/Time sample(s) sent to storage:	03/14/2025 20:42	

- Water - VOA vials have zero headspace? Yes No No VOA vials submitted
- Water - pH acceptable upon receipt? Yes No N/A
- pH adjusted? Yes No N/A

pH adjusted by:

Login Notes: Login Notes:
Trip Blank Received Not On COC Place On Hold and Vial 2of 2 Broken

Client Contacted: Date Contacted: Person Contacted:

Contacted By: Regarding:

Comments:

Corrective Action:



Cincinnati, OH
+1 513 733 5336

Fort Collins, CO
+1 970 490 1511

Everett, WA
+1 425 356 2600

Holland, MI
+1 616 399 6070

Chain of Custody Form

HS25030645

Entech Consulting Corp.
Vac to Jai 3-Plains

Page 1 of 2

COC ID: **331263**



ALS Project Manager:

Customer Information		Project Information		
Purchase Order	SRS 2003-00117	Project Name	Vac to Jai 3-Plains	A 8260_LL_W/BETX)
Work Order		Project Number	SRS 2003-00117	B
Company Name	Entech Consulting Corp	Bill To Company	Plains All American Pipeline LP	C
Send Report To	Chan Patel	Invoice Attn	ENV-00 Accounts Payable	D
Address	21 Waterway Avenue Suite 300	Address	c/o ENV-00 Accounts Payable P.O. Box 4648	E
				F
City/State/Zip	The Woodlands, TX 77380	City/State/Zip	Houston TX 77210-4648	G
Phone	(713) 201-5704	Phone	(713) 646-4610	H
Fax	(281) 362-2704	Fax	(713) 646-4199	I
e-Mail Address	chan.patel@entechservice.com	e-Mail Address	apcustomerservice@paalp.com	J

No.	Sample Description	Date	Time	Matrix	Pres.	# Bottles	A	B	C	D	E	F	G	H	I	J	Hold
1	MW-1	3/12/25	1325	1	W	3	X										
2	MW-2	3/12/25	1135	1	W	3	X										
3	MW-3	3/12/25	1415	1	W	3	X										
4	MW-4	3/12/25	1125	1	W	3	X										
5	MW-5	3/12/25	1240	1	W	3	X										
6	MW-6	3/12/25	1110	1	W	3	X										
7	MW-7	3/12/25	1340	1	W	3	X										
8	MW-8	3/12/25	1145	1	W	3	X										
9	MW-9	3/12/25	1230	1	W	3	X										
10	RW-1	3/12/25	1310	1	W	3	X										

Sampler(s) Please Print & Sign JAMES WHITE		Shipment Method FEDEX		Required Turnaround Time: (Check Box) <input checked="" type="checkbox"/> 3-5 Days <input type="checkbox"/> 5-7 Days <input type="checkbox"/> 7-10 Days <input type="checkbox"/> Other				Results Due Date:			
Relinquished by:	Date: 3/12/25	Time: 1720	Received by:	Notes: Vac to Jai 3-Plains							
Relinquished by:	Date:	Time:	Received by (Laboratory):	Cooler ID: 50690	Cooler Temp: 2.2	QC Package: (Check One Box Below)					
Logged by (Laboratory):	Date:	Time:	Checked by (Laboratory):	<input checked="" type="checkbox"/> TR-1 <input type="checkbox"/> TR-2 <input type="checkbox"/> TR-3 <input type="checkbox"/> TR-4 <input type="checkbox"/> TR-5							
Preservative Key: 1-HCl 2-HNO ₃ 3-H ₂ SO ₄ 4-NaOH 5-Na ₂ S ₂ O ₃ 6-NaHSO ₄ 7-Other 8-4°C 9-5035											

Note: 1. Any changes must be made in writing once samples and COC Form have been submitted to ALS Environmental.
 2. Unless otherwise agreed in a formal contract, services provided by ALS Environmental are expressly limited to the terms and conditions stated on the reverse. *CIFO-0*
 3. The Chain of Custody is a legal document. All information must be completed accurately.



Cincinnati, OH
+1 513 733 5336

Everett, WA
+1 425 356 2600

Fort Collins, CO
+1 970 490 1511

Holland, MI
+1 616 399 6070


Chain of Custody Form

Page 2 of 2

COC ID: 331261

HS25030645

Entech Consulting Corp.
Vac to Jal 3-Plains



ALS Project Manager:


Customer Information		Project Information		
Purchase Order	SRS 2003-00117	Project Name	Vac to Jal 3-Plains	A 8260_LL_W;BETX1
Work Order		Project Number	SRS 2003-00117	B
Company Name	Entech Consulting Corp.	Bill To Company	Plains All American Pipeline LP	C
Send Report To	Chan Patel	Invoice Attn	ENV-00 Accounts Payable	D
Address	21 Waterway Avenue Suite 300	Address	c/o ENV-00, Accounts Payable P.O. Box 4648	E
				F
City/State/Zip	The Woodlands, TX 77380	City/State/Zip	Houston TX 77210-4648	G
Phone	(713) 201-5704	Phone	(713) 646-4810	H
Fax	(281) 362-2704	Fax	(713) 646-4199	I
e-Mail Address	chan.patel@entechservice.com	e-Mail Address	apcustomerservice@daaalp.com	J

No.	Sample Description	Date	Time	Matrix	Pres.	# Bottles	A	B	C	D	E	F	G	H	I	J	Hold
1	RW-2	3/12/25	1155	W	1	3	X										
2	RW-3	3/12/25	1355	W	1	3	X										
3	RW-4	3/12/25	1245	W	1	3	X										
4	RW-5	3/12/25	1205	W	1	3	X										
5	IW-2	3/12/25	1300	W	1	3	X										
6	DUP	3/12/25	---	W	1	3	X										
7																	
8																	
9																	
10																	

Sampler(s) Please Print & Sign JAMES WHITE		Shipment Method FEDEX		Required Turnaround Time: (Check Box) <input checked="" type="checkbox"/> STD 10-14 Days				Results Due Date:				
Relinquished by: [Signature]	Date: 3/12/25	Time: 1720	Received by:		Notes: Vac to Jal #3-Plains							
Relinquished by:	Date:	Time:	Received by (Laboratory): GPM 03/13/25 09:20		Cooler ID	Cooler Temp.	QC Package: (Check One Box Below) <input type="checkbox"/> 1-2000-01 <input type="checkbox"/> 1-2000-02 <input type="checkbox"/> 1-2000-03 <input checked="" type="checkbox"/> 1-2000-04 <input type="checkbox"/> Other					
Logged by (Laboratory):	Date:	Time:	Checked by (Laboratory):									
Preservative Key: 1-HCl 2-HNO ₃ 3-H ₂ SO ₄ 4-NaOH 5-Na ₂ S ₂ O ₃ 6-NaHSO ₄ 7-Other 8-4°C 9-5035												

Note: 1. Any changes must be made in writing once samples and COC Form have been submitted to ALS Environmental.
 2. Unless otherwise agreed in a formal contract, services provided by ALS Environmental are expressly limited to the terms and conditions stated on the reverse.
 3. The Chain of Custody is a legal document. All information must be completed accurately.

Copyright 2011 by ALS Environmental.



50690 MAR 13 2025

LS)

IN ID:SGRA (832) 344-7406
T: JAMES WHITE
2 SUITES W/TRC
CATALINA DR
IDLAND, TX 79706
UNITED STATES US

SHIP DATE:
ACTWGT: 1.0L
CAD: 0221247
DIMS: 26x14x14

TO **SAMPLE RECEIVING**
ALS GROUP USA
10450 STANCLIFF RD
SUITE 210
HOUSTON TX 77099

(281) 530-6666
REF: VAC TO JAL 3 - PLAINS = BO 106313 - AN

RMA: [Barcode]

FedEx Express
[E Logo]

FedEx
TRK# 7386 7932 0698
0221

THU - 13 MAR 10:30A
PRIORITY OVERNIGHT

AB SGRA

77099
TX-US IAH

[Barcode]

#5020860 3/12 58CJ3/5027/C6C4

June 4-5, 2025 – Laboratory Analytical Report (HS25060289)



10450 Stancliff Rd. Suite 210
Houston, TX 77099
T: +1 281 530 5656
F: +1 281 530 5887

March 16, 2026

Chan Patel
Entech Consulting Corp.
21 Waterway Avenue
Suite 300
The Woodlands, TX 77380

Work Order: **HS25060289**

Laboratory Results for: **Vac to Jal 3-Plains**

Dear Chan Patel,

ALS Environmental received 19 sample(s) on Jun 06, 2025 for the analysis presented in the following report.

This is a REVISED REPORT. Please see the Case Narrative for discussion concerning this revision.

Regards,

Generated By: ANDREW.NEIR
Andy C. Neir
Project Manager

ALS Houston, US

Date: 16-Mar-26

Client: Entech Consulting Corp.**Project:** Vac to Jal 3-Plains**WorkOrder:** HS25060289**TRRP Laboratory Data
Package Cover Page**

This data package consists of all or some of the following as applicable:

This signature page, the laboratory review checklist, and the following reportable data:

- R1 Field chain-of-custody documentation;
- R2 Sample identification cross-reference;
- R3 Test reports (analytical data sheets) for each environmental sample that includes:
 - a) Items consistent with NELAC Chapter 5,
 - b) dilution factors,
 - c) preparation methods,
 - d) cleanup methods, and
 - e) if required for the project, tentatively identified compounds (TICs).
- R4 Surrogate recovery data including:
 - a) Calculated recovery (%R), and
 - b) The laboratory's surrogate QC limits.
- R5 Test reports/summary forms for blank samples;
- R6 Test reports/summary forms for laboratory control samples (LCSs) including:
 - a) LCS spiking amounts,
 - b) Calculated %R for each analyte, and
 - c) The laboratory's LCS QC limits.
- R7 Test reports for project matrix spike/matrix spike duplicates (MS/MSDs) including:
 - a) Samples associated with the MS/MSD clearly identified,
 - b) MS/MSD spiking amounts,
 - c) Concentration of each MS/MSD analyte measured in the parent and spiked samples,
 - d) Calculated %Rs and relative percent differences (RPDs), and
 - e) The laboratory's MS/MSD QC limits.
- R8 Laboratory analytical duplicate (if applicable) recovery and precision:
 - a) the amount of analyte measured in the duplicate,
 - b) the calculated RPD, and
 - c) the laboratory's QC limits for analytical duplicates.
- R9 List of method quantitation limits (MQLs) and detectability check sample results for each analyte for each method and matrix.
- R10 Other problems or anomalies.
The Exception Report for each "No" or "Not Reviewed (NR)" item in Laboratory Review Checklist and for each analyte, matrix, and method for which the laboratory does not hold NELAC accreditation under the Texas Laboratory Accreditation Program.

ALS Houston, US

Date: 16-Mar-26

Client: Entech Consulting Corp.
Project: Vac to Jal 3-Plains
WorkOrder: HS25060289

**TRRP Laboratory Data
Package Cover Page**

Release Statement: I am responsible for the release of this laboratory data package. This laboratory is NELAC accredited under the Texas Laboratory Accreditation Program for all the methods, analytes and matrices reported in this data package except as noted in the Exception Reports. The data have been reviewed and are technically compliant with the requirements of the methods used, except where noted by the laboratory in the attached exception reports. By my signature below, I affirm to the best of my knowledge, all problems/anomalies, observed by the laboratory have been identified by the laboratory in the Laboratory Review Checklist, and no information affecting the quality of the data has been knowingly withheld.

Check, if applicable: [NA] This laboratory meets an exception under 30 TAC §25.6 and was last inspected by TCEQ or _____ on (enter date of last inspection). Any findings affecting the data in this laboratory data package are noted in the Exception Reports herein. The official signing the cover page of the report in which these data are used is responsible for releasing this data package and is by signature affirming the above release statement is true.



Andy C. Neir
Project Manager

Laboratory Review Checklist: Reportable Data							
Laboratory Name: ALS Laboratory Group			LRC Date: 06/13/2025				
Project Name: Vac to Jal 3-Plains			Laboratory Job Number: HS25060289				
Reviewer Name: Andy Neir			Prep Batch Number(s): 228960, R514920, R514950, R515255				
# ¹	A ²	Description	Yes	No	NA ³	NR ⁴	ER# ⁵
R1	OI	Chain-of-custody (C-O-C)					
		Did samples meet the laboratory's standard conditions of sample acceptability upon receipt?	X				
		Were all departures from standard conditions described in an exception report?	X				
R2	OI	Sample and quality control (QC) identification					
		Are all field sample ID numbers cross-referenced to the laboratory ID numbers?	X				
		Are all laboratory ID numbers cross-referenced to the corresponding QC data?	X				
R3	OI	Test reports					
		Were all samples prepared and analyzed within holding times?	X				
		Other than those results < MQL, were all other raw values bracketed by calibration standards?	X				
		Were calculations checked by a peer or supervisor?	X				
		Were all analyte identifications checked by a peer or supervisor?	X				
		Were sample detection limits reported for all analytes not detected?	X				
		Were all results for soil and sediment samples reported on a dry weight basis?			X		
		Were % moisture (or solids) reported for all soil and sediment samples?			X		
		Were bulk soils/solids samples for volatile analysis extracted with methanol per SW-846 Method 5035?			X		
		If required for the project, TICs reported?			X		
R4	O	Surrogate recovery data					
		Were surrogates added prior to extraction?	X				
		Were surrogate percent recoveries in all samples within the laboratory QC limits?		X			1
R5	OI	Test reports/summary forms for blank samples					
		Were appropriate type(s) of blanks analyzed?	X				
		Were blanks analyzed at the appropriate frequency?	X				
		Were method blanks taken through the entire analytical process, including preparation and, if applicable, cleanup procedures?	X				
		Were blank concentrations < MQL?	X				
R6	OI	Laboratory control samples (LCS):					
		Were all COCs included in the LCS?	X				
		Was each LCS taken through the entire analytical procedure, including prep and cleanup steps?	X				
		Were LCSs analyzed at the required frequency?	X				
		Were LCS (and LCSD, if applicable) %Rs within the laboratory QC limits?	X				
		Does the detectability data document the laboratory's capability to detect the COCs at the MDL used to calculate the SDLs?	X				
		Was the LCSD RPD within QC limits?	X				
R7	OI	Matrix spike (MS) and matrix spike duplicate (MSD) data					
		Were the project/method specified analytes included in the MS and MSD?			X		
		Were MS/MSD analyzed at the appropriate frequency?		X			2
		Were MS (and MSD, if applicable) %Rs within the laboratory QC limits?			X		
		Were MS/MSD RPDs within laboratory QC limits?			X		
R8	OI	Analytical duplicate data					
		Were appropriate analytical duplicates analyzed for each matrix?			X		
		Were analytical duplicates analyzed at the appropriate frequency?			X		
		Were RPDs or relative standard deviations within the laboratory QC limits?			X		
R9	OI	Method quantitation limits (MQLs):					
		Are the MQLs for each method analyte included in the laboratory data package?	X				
		Do the MQLs correspond to the concentration of the lowest non-zero calibration standard?	X				
		Are unadjusted MQLs and DCSs included in the laboratory data package?	X				
R10	OI	Other problems/anomalies					
		Are all known problems/anomalies/special conditions noted in this LRC and ER?	X				3
		Were all necessary corrective actions performed for the reported data?	X				
		Was applicable and available technology used to lower the SDL and minimize the matrix interference effects on the sample results?	X				
		Is the laboratory NELAC-accredited under the Texas Laboratory Program for the analytes, matrices and methods associated with this laboratory data package?	X				4

Laboratory Review Checklist: Supporting Data							
Laboratory Name: ALS Laboratory Group				LRC Date: 06/13/2025			
Project Name: Vac to Jal 3-Plains				Laboratory Job Number: HS25060289			
Reviewer Name: Andy Neir				Prep Batch Number(s): 228960, R514920, R514950, R515255			
# ¹	A ²	Description	Yes	No	NA ³	NR ⁴	ER# ⁵
S1	OI	Initial calibration (ICAL)					
		Were response factors and/or relative response factors for each analyte within QC limits?	X				
		Were percent RSDs or correlation coefficient criteria met?	X				
		Was the number of standards recommended in the method used for all analytes?	X				
		Were all points generated between the lowest and highest standard used to calculate the curve?	X				
		Are ICAL data available for all instruments used?	X				
		Has the initial calibration curve been verified using an appropriate second source standard?	X				
S2	OI	Initial and continuing calibration verification (ICCV and CCV) and continuing calibration blank (CCB)					
		Was the CCV analyzed at the method-required frequency?	X				
		Were percent differences for each analyte within the method-required QC limits?	X				
		Was the ICAL curve verified for each analyte?	X				
		Was the absolute value of the analyte concentration in the inorganic CCB < MDL?			X		
S3	O	Mass spectral tuning:					
		Was the appropriate compound for the method used for tuning?	X				
		Were ion abundance data within the method-required QC limits?	X				
S4	O	Internal standards (IS):					
		Were IS area counts and retention times within the method-required QC limits?	X				
S5	OI	Raw data (NELAC section 1 appendix A glossary, and section 5.12 or ISO/IEC 17025 section					
		Were the raw data (for example, chromatograms, spectral data) reviewed by an analyst?	X				
		Were data associated with manual integrations flagged on the raw data?	X				
S6	O	Dual column confirmation					
		Did dual column confirmation results meet the method-required QC?			X		
S7	O	Tentatively identified compounds (TICs):					
		If TICs were requested, were the mass spectra and TIC data subject to appropriate checks?			X		
S8	I	Interference Check Sample (ICS) results:					
		Were percent recoveries within method QC limits?			X		
S9	I	Serial dilutions, post digestion spikes, and method of standard additions					
		Were percent differences, recoveries, and the linearity within the QC limits specified in the method?			X		
S10	OI	Method detection limit (MDL) studies					
		Was a MDL study performed for each reported analyte?	X				
		Is the MDL either adjusted or supported by the analysis of DCSs?	X				
S11	OI	Proficiency test reports:					
		Was the laboratory's performance acceptable on the applicable proficiency tests or evaluation studies?	X				
S12	OI	Standards documentation					
		Are all standards used in the analyses NIST-traceable or obtained from other appropriate sources?	X				
S13	OI	Compound/analyte identification procedures					
		Are the procedures for compound/analyte identification documented?	X				
S14	OI	Demonstration of analyst competency (DOC)					
		Was DOC conducted consistent with NELAC Chapter 5C or ISO/IEC 4?	X				
		Is documentation of the analyst's competency up-to-date and on file?	X				
S15	OI	Verification/validation documentation for methods (NELAC Chap 5 or ISO/IEC 17025 Section 5)					
		Are all the methods used to generate the data documented, verified, and validated, where applicable?	X				
S16	OI	Laboratory standard operating procedures (SOPs):					
		Are laboratory SOPs current and on file for each method performed?	X				

Items identified by the letter "R" must be included in the laboratory data package submitted in the TRRP-required report(s). Items identified by the letter "S" should be retained and made available upon request for the appropriate retention period.
O = Organic Analyses; I = Inorganic Analyses (and general chemistry, when applicable);
NA = Not Applicable;
NR = Not Reviewed;
R# = Exception Report identification number (an Exception Report should be completed for an item if "NR" or "No" is checked).

Laboratory Review Checklist: Exception Reports	
Laboratory Name: ALS Laboratory Group	LRC Date: 06/13/2025
Project Name: Vac to Jal 3-Plains	Laboratory Job Number: HS25060289
Reviewer Name: Andy Neir	Prep Batch Number(s): 228960, R514920, R514950, R515255
ER# ⁵	Description
1	Batch R514920, Volatiles by method SW8260, Sample MW-5, One or more surrogate recoveries were above the upper control limits. The high surrogate recoveries did not impact the non-detect results for target analytes.
2	Batch R515255, R514950, R514920, Volatiles by method SW8260, Insufficient sample received to perform MS/MSD. An LCS/LCSD was performed as batch quality control.
3	Final report revised on 3/16/2026 to include results for Dibenzofuran.
4	Semivolatile Organics Method SW8270; With the exception of 1-Methylnaphthalene, ALS is NELAC-accredited under the Texas Laboratory Program for the analytes, matrices and methods associated with this laboratory data package. Because TCEQ does not offer accreditation for this compound, the results are flagged with n
Items identified by the letter "R" must be included in the laboratory data package submitted in the TRRP-required report(s). Items identified by the letter "S" should be retained and made available upon request for the appropriate retention period. O = Organic Analyses; I = Inorganic Analyses (and general chemistry, when applicable); NA = Not Applicable; NR = Not Reviewed; R# = Exception Report identification number (an Exception Report should be completed for an item if "NR" or "No" is checked).	

ALS Houston, US

Date: 16-Mar-26

Client: Entech Consulting Corp.
Project: Vac to Jal 3-Plains
Work Order: HS25060289

SAMPLE SUMMARY

Lab Samp ID	Client Sample ID	Matrix	TagNo	Collection Date	Date Received	Hold
HS25060289-01	MW-1	Water		04-Jun-2025 13:05	06-Jun-2025 12:32	<input type="checkbox"/>
HS25060289-02	MW-2	Water		05-Jun-2025 12:25	06-Jun-2025 12:32	<input type="checkbox"/>
HS25060289-03	MW-3	Water		04-Jun-2025 14:50	06-Jun-2025 12:32	<input type="checkbox"/>
HS25060289-04	MW-4	Water		05-Jun-2025 10:40	06-Jun-2025 12:32	<input type="checkbox"/>
HS25060289-05	MW-5	Water		05-Jun-2025 11:07	06-Jun-2025 12:32	<input type="checkbox"/>
HS25060289-06	MW-6	Water		05-Jun-2025 10:20	06-Jun-2025 12:32	<input type="checkbox"/>
HS25060289-07	MW-7	Water		04-Jun-2025 10:40	06-Jun-2025 12:32	<input type="checkbox"/>
HS25060289-08	MW-8	Water		05-Jun-2025 13:20	06-Jun-2025 12:32	<input type="checkbox"/>
HS25060289-09	MW-9	Water		05-Jun-2025 12:13	06-Jun-2025 12:32	<input type="checkbox"/>
HS25060289-10	RW-1	Water		04-Jun-2025 12:00	06-Jun-2025 12:32	<input type="checkbox"/>
HS25060289-11	RW-2	Water		05-Jun-2025 11:35	06-Jun-2025 12:32	<input type="checkbox"/>
HS25060289-12	RW-3	Water		05-Jun-2025 13:55	06-Jun-2025 12:32	<input type="checkbox"/>
HS25060289-13	RW-4	Water		05-Jun-2025 11:45	06-Jun-2025 12:32	<input type="checkbox"/>
HS25060289-14	RW-5	Water		05-Jun-2025 13:12	06-Jun-2025 12:32	<input type="checkbox"/>
HS25060289-15	IW-1	Water		05-Jun-2025 14:40	06-Jun-2025 12:32	<input type="checkbox"/>
HS25060289-16	IW-2	Water		05-Jun-2025 14:25	06-Jun-2025 12:32	<input type="checkbox"/>
HS25060289-17	IW-3	Water		05-Jun-2025 15:10	06-Jun-2025 12:32	<input type="checkbox"/>
HS25060289-18	DUP	Water		05-Jun-2025 00:00	06-Jun-2025 12:32	<input type="checkbox"/>
HS25060289-19	Trip Blank	Water	CG-050625 -668	05-Jun-2025 00:00	06-Jun-2025 12:32	<input checked="" type="checkbox"/>

Revision:1

ALS Houston, US

Date: 16-Mar-26

Client: Entech Consulting Corp.
 Project: Vac to Jal 3-Plains
 Sample ID: MW-1
 Collection Date: 04-Jun-2025 13:05

ANALYTICAL REPORT

WorkOrder:HS25060289
 Lab ID:HS25060289-01
 Matrix:Water

ANALYSES	RESULT	QUAL	SDL	MQL	UNITS	DILUTION FACTOR	DATE ANALYZED
LOW LEVEL VOLATILES BY SW8260C		Method:SW8260		Analyst: DP			
Benzene	U		0.28	2.0	ug/L	1	07-Jun-2025 02:03
Ethylbenzene	U		0.33	2.0	ug/L	1	07-Jun-2025 02:03
m,p-Xylene	U		0.61	4.0	ug/L	1	07-Jun-2025 02:03
o-Xylene	U		0.31	2.0	ug/L	1	07-Jun-2025 02:03
Toluene	U		0.33	2.0	ug/L	1	07-Jun-2025 02:03
Xylenes, Total	U		0.92	3.0	ug/L	1	07-Jun-2025 02:03
Surr: 1,2-Dichloroethane-d4	106			70-126	%REC	1	07-Jun-2025 02:03
Surr: 4-Bromofluorobenzene	102			77-113	%REC	1	07-Jun-2025 02:03
Surr: Dibromofluoromethane	96.9			77-123	%REC	1	07-Jun-2025 02:03
Surr: Toluene-d8	102			82-127	%REC	1	07-Jun-2025 02:03

Note: See Qualifiers Page for a list of qualifiers and their explanation.

Revision: 1

ALS Houston, US

Date: 16-Mar-26

Client: Entech Consulting Corp.
 Project: Vac to Jal 3-Plains
 Sample ID: MW-2
 Collection Date: 05-Jun-2025 12:25

ANALYTICAL REPORT

WorkOrder:HS25060289
 Lab ID:HS25060289-02
 Matrix:Water

ANALYSES	RESULT	QUAL	SDL	MQL	UNITS	DILUTION FACTOR	DATE ANALYZED
LOW LEVEL VOLATILES BY SW8260C		Method:SW8260		Analyst: DP			
Benzene	U		0.28	2.0	ug/L	1	07-Jun-2025 02:26
Ethylbenzene	U		0.33	2.0	ug/L	1	07-Jun-2025 02:26
m,p-Xylene	U		0.61	4.0	ug/L	1	07-Jun-2025 02:26
o-Xylene	U		0.31	2.0	ug/L	1	07-Jun-2025 02:26
Toluene	U		0.33	2.0	ug/L	1	07-Jun-2025 02:26
Xylenes, Total	U		0.92	3.0	ug/L	1	07-Jun-2025 02:26
Surr: 1,2-Dichloroethane-d4	109			70-126	%REC	1	07-Jun-2025 02:26
Surr: 4-Bromofluorobenzene	104			77-113	%REC	1	07-Jun-2025 02:26
Surr: Dibromofluoromethane	97.4			77-123	%REC	1	07-Jun-2025 02:26
Surr: Toluene-d8	101			82-127	%REC	1	07-Jun-2025 02:26

Note: See Qualifiers Page for a list of qualifiers and their explanation.

Revision: 1

ALS Houston, US

Date: 16-Mar-26

Client: Entech Consulting Corp.
 Project: Vac to Jal 3-Plains
 Sample ID: MW-3
 Collection Date: 04-Jun-2025 14:50

ANALYTICAL REPORT

WorkOrder:HS25060289
 Lab ID:HS25060289-03
 Matrix:Water

ANALYSES	RESULT	QUAL	SDL	MQL	UNITS	DILUTION FACTOR	DATE ANALYZED
LOW LEVEL VOLATILES BY SW8260C		Method:SW8260		Analyst: DP			
Benzene	U		0.28	2.0	ug/L	1	07-Jun-2025 02:48
Ethylbenzene	U		0.33	2.0	ug/L	1	07-Jun-2025 02:48
m,p-Xylene	U		0.61	4.0	ug/L	1	07-Jun-2025 02:48
o-Xylene	U		0.31	2.0	ug/L	1	07-Jun-2025 02:48
Toluene	U		0.33	2.0	ug/L	1	07-Jun-2025 02:48
Xylenes, Total	U		0.92	3.0	ug/L	1	07-Jun-2025 02:48
Surr: 1,2-Dichloroethane-d4	108			70-126	%REC	1	07-Jun-2025 02:48
Surr: 4-Bromofluorobenzene	104			77-113	%REC	1	07-Jun-2025 02:48
Surr: Dibromofluoromethane	96.9			77-123	%REC	1	07-Jun-2025 02:48
Surr: Toluene-d8	99.6			82-127	%REC	1	07-Jun-2025 02:48

Note: See Qualifiers Page for a list of qualifiers and their explanation.

Revision: 1

ALS Houston, US

Date: 16-Mar-26

Client: Entech Consulting Corp.
 Project: Vac to Jal 3-Plains
 Sample ID: MW-4
 Collection Date: 05-Jun-2025 10:40

ANALYTICAL REPORT

WorkOrder:HS25060289
 Lab ID:HS25060289-04
 Matrix:Water

ANALYSES	RESULT	QUAL	SDL	MQL	UNITS	DILUTION FACTOR	DATE ANALYZED
LOW LEVEL VOLATILES BY SW8260C		Method:SW8260		Analyst: DP			
Benzene	U		0.28	2.0	ug/L	1	07-Jun-2025 03:10
Ethylbenzene	U		0.33	2.0	ug/L	1	07-Jun-2025 03:10
m,p-Xylene	U		0.61	4.0	ug/L	1	07-Jun-2025 03:10
o-Xylene	U		0.31	2.0	ug/L	1	07-Jun-2025 03:10
Toluene	U		0.33	2.0	ug/L	1	07-Jun-2025 03:10
Xylenes, Total	U		0.92	3.0	ug/L	1	07-Jun-2025 03:10
Surr: 1,2-Dichloroethane-d4	109			70-126	%REC	1	07-Jun-2025 03:10
Surr: 4-Bromofluorobenzene	103			77-113	%REC	1	07-Jun-2025 03:10
Surr: Dibromofluoromethane	97.1			77-123	%REC	1	07-Jun-2025 03:10
Surr: Toluene-d8	98.3			82-127	%REC	1	07-Jun-2025 03:10

Note: See Qualifiers Page for a list of qualifiers and their explanation.

Revision: 1

ALS Houston, US

Date: 16-Mar-26

Client: Entech Consulting Corp.
 Project: Vac to Jal 3-Plains
 Sample ID: MW-5
 Collection Date: 05-Jun-2025 11:07

ANALYTICAL REPORT

WorkOrder:HS25060289
 Lab ID:HS25060289-05
 Matrix:Water

ANALYSES	RESULT	QUAL	SDL	MQL	UNITS	DILUTION FACTOR	DATE ANALYZED
LOW LEVEL VOLATILES BY SW8260C		Method:SW8260		Analyst: DP			
Benzene	U		0.28	2.0	ug/L	1	07-Jun-2025 03:32
Ethylbenzene	U		0.33	2.0	ug/L	1	07-Jun-2025 03:32
m,p-Xylene	U		0.61	4.0	ug/L	1	07-Jun-2025 03:32
o-Xylene	U		0.31	2.0	ug/L	1	07-Jun-2025 03:32
Toluene	U		0.33	2.0	ug/L	1	07-Jun-2025 03:32
Xylenes, Total	U		0.92	3.0	ug/L	1	07-Jun-2025 03:32
Surr: 1,2-Dichloroethane-d4	111			70-126	%REC	1	07-Jun-2025 03:32
Surr: 4-Bromofluorobenzene	113	S		77-113	%REC	1	07-Jun-2025 03:32
Surr: Dibromofluoromethane	101			77-123	%REC	1	07-Jun-2025 03:32
Surr: Toluene-d8	106			82-127	%REC	1	07-Jun-2025 03:32

Note: See Qualifiers Page for a list of qualifiers and their explanation.

Revision: 1

ALS Houston, US

Date: 16-Mar-26

Client: Entech Consulting Corp.
 Project: Vac to Jal 3-Plains
 Sample ID: MW-6
 Collection Date: 05-Jun-2025 10:20

ANALYTICAL REPORT

WorkOrder:HS25060289
 Lab ID:HS25060289-06
 Matrix:Water

ANALYSES	RESULT	QUAL	SDL	MQL	UNITS	DILUTION FACTOR	DATE ANALYZED
LOW LEVEL VOLATILES BY SW8260C		Method:SW8260		Analyst: DP			
Benzene	U		0.28	2.0	ug/L	1	07-Jun-2025 03:54
Ethylbenzene	U		0.33	2.0	ug/L	1	07-Jun-2025 03:54
m,p-Xylene	U		0.61	4.0	ug/L	1	07-Jun-2025 03:54
o-Xylene	U		0.31	2.0	ug/L	1	07-Jun-2025 03:54
Toluene	U		0.33	2.0	ug/L	1	07-Jun-2025 03:54
Xylenes, Total	U		0.92	3.0	ug/L	1	07-Jun-2025 03:54
Surr: 1,2-Dichloroethane-d4	110			70-126	%REC	1	07-Jun-2025 03:54
Surr: 4-Bromofluorobenzene	100			77-113	%REC	1	07-Jun-2025 03:54
Surr: Dibromofluoromethane	99.6			77-123	%REC	1	07-Jun-2025 03:54
Surr: Toluene-d8	98.0			82-127	%REC	1	07-Jun-2025 03:54

Note: See Qualifiers Page for a list of qualifiers and their explanation.

Revision: 1

ALS Houston, US

Date: 16-Mar-26

Client: Entech Consulting Corp.
 Project: Vac to Jal 3-Plains
 Sample ID: MW-7
 Collection Date: 04-Jun-2025 10:40

ANALYTICAL REPORT

WorkOrder:HS25060289
 Lab ID:HS25060289-07
 Matrix:Water

ANALYSES	RESULT	QUAL	SDL	MQL	UNITS	DILUTION FACTOR	DATE ANALYZED
LOW LEVEL VOLATILES BY SW8260C		Method:SW8260		Analyst: DP			
Benzene	U		0.28	2.0	ug/L	1	07-Jun-2025 04:16
Ethylbenzene	U		0.33	2.0	ug/L	1	07-Jun-2025 04:16
m,p-Xylene	U		0.61	4.0	ug/L	1	07-Jun-2025 04:16
o-Xylene	U		0.31	2.0	ug/L	1	07-Jun-2025 04:16
Toluene	U		0.33	2.0	ug/L	1	07-Jun-2025 04:16
Xylenes, Total	U		0.92	3.0	ug/L	1	07-Jun-2025 04:16
Surr: 1,2-Dichloroethane-d4	109			70-126	%REC	1	07-Jun-2025 04:16
Surr: 4-Bromofluorobenzene	99.8			77-113	%REC	1	07-Jun-2025 04:16
Surr: Dibromofluoromethane	97.2			77-123	%REC	1	07-Jun-2025 04:16
Surr: Toluene-d8	98.2			82-127	%REC	1	07-Jun-2025 04:16

Note: See Qualifiers Page for a list of qualifiers and their explanation.

Revision: 1

ALS Houston, US

Date: 16-Mar-26

Client: Entech Consulting Corp.
 Project: Vac to Jal 3-Plains
 Sample ID: MW-8
 Collection Date: 05-Jun-2025 13:20

ANALYTICAL REPORT

WorkOrder:HS25060289
 Lab ID:HS25060289-08
 Matrix:Water

ANALYSES	RESULT	QUAL	SDL	MQL	UNITS	DILUTION FACTOR	DATE ANALYZED
LOW LEVEL VOLATILES BY SW8260C		Method:SW8260		Analyst: DP			
Benzene	U		0.28	2.0	ug/L	1	07-Jun-2025 04:38
Ethylbenzene	U		0.33	2.0	ug/L	1	07-Jun-2025 04:38
m,p-Xylene	U		0.61	4.0	ug/L	1	07-Jun-2025 04:38
o-Xylene	U		0.31	2.0	ug/L	1	07-Jun-2025 04:38
Toluene	U		0.33	2.0	ug/L	1	07-Jun-2025 04:38
Xylenes, Total	U		0.92	3.0	ug/L	1	07-Jun-2025 04:38
Surr: 1,2-Dichloroethane-d4	109			70-126	%REC	1	07-Jun-2025 04:38
Surr: 4-Bromofluorobenzene	108			77-113	%REC	1	07-Jun-2025 04:38
Surr: Dibromofluoromethane	98.0			77-123	%REC	1	07-Jun-2025 04:38
Surr: Toluene-d8	103			82-127	%REC	1	07-Jun-2025 04:38

Note: See Qualifiers Page for a list of qualifiers and their explanation.

Revision: 1

ALS Houston, US

Date: 16-Mar-26

Client: Entech Consulting Corp.
 Project: Vac to Jal 3-Plains
 Sample ID: MW-9
 Collection Date: 05-Jun-2025 12:13

ANALYTICAL REPORT

WorkOrder:HS25060289
 Lab ID:HS25060289-09
 Matrix:Water

ANALYSES	RESULT	QUAL	SDL	MQL	UNITS	DILUTION FACTOR	DATE ANALYZED
LOW LEVEL VOLATILES BY SW8260C		Method:SW8260		Analyst: DP			
Benzene	U		0.28	2.0	ug/L	1	07-Jun-2025 05:01
Ethylbenzene	U		0.33	2.0	ug/L	1	07-Jun-2025 05:01
m,p-Xylene	U		0.61	4.0	ug/L	1	07-Jun-2025 05:01
o-Xylene	U		0.31	2.0	ug/L	1	07-Jun-2025 05:01
Toluene	U		0.33	2.0	ug/L	1	07-Jun-2025 05:01
Xylenes, Total	U		0.92	3.0	ug/L	1	07-Jun-2025 05:01
Surr: 1,2-Dichloroethane-d4	111			70-126	%REC	1	07-Jun-2025 05:01
Surr: 4-Bromofluorobenzene	101			77-113	%REC	1	07-Jun-2025 05:01
Surr: Dibromofluoromethane	100			77-123	%REC	1	07-Jun-2025 05:01
Surr: Toluene-d8	99.6			82-127	%REC	1	07-Jun-2025 05:01

Note: See Qualifiers Page for a list of qualifiers and their explanation.

Revision: 1

ALS Houston, US

Date: 16-Mar-26

Client: Entech Consulting Corp.
 Project: Vac to Jal 3-Plains
 Sample ID: RW-1
 Collection Date: 04-Jun-2025 12:00

ANALYTICAL REPORT

WorkOrder:HS25060289
 Lab ID:HS25060289-10
 Matrix:Water

ANALYSES	RESULT	QUAL	SDL	MQL	UNITS	DILUTION FACTOR	DATE ANALYZED
LOW LEVEL VOLATILES BY SW8260C		Method:SW8260		Analyst: DP			
Benzene	U		0.28	2.0	ug/L	1	07-Jun-2025 05:23
Ethylbenzene	U		0.33	2.0	ug/L	1	07-Jun-2025 05:23
m,p-Xylene	U		0.61	4.0	ug/L	1	07-Jun-2025 05:23
o-Xylene	U		0.31	2.0	ug/L	1	07-Jun-2025 05:23
Toluene	U		0.33	2.0	ug/L	1	07-Jun-2025 05:23
Xylenes, Total	U		0.92	3.0	ug/L	1	07-Jun-2025 05:23
Surr: 1,2-Dichloroethane-d4	110			70-126	%REC	1	07-Jun-2025 05:23
Surr: 4-Bromofluorobenzene	102			77-113	%REC	1	07-Jun-2025 05:23
Surr: Dibromofluoromethane	97.9			77-123	%REC	1	07-Jun-2025 05:23
Surr: Toluene-d8	101			82-127	%REC	1	07-Jun-2025 05:23

Note: See Qualifiers Page for a list of qualifiers and their explanation.

Revision: 1

ALS Houston, US

Date: 16-Mar-26

Client: Entech Consulting Corp.
 Project: Vac to Jal 3-Plains
 Sample ID: RW-2
 Collection Date: 05-Jun-2025 11:35

ANALYTICAL REPORT

WorkOrder:HS25060289
 Lab ID:HS25060289-11
 Matrix:Water

ANALYSES	RESULT	QUAL	SDL	MQL	UNITS	DILUTION FACTOR	DATE ANALYZED
LOW LEVEL VOLATILES BY SW8260C		Method:SW8260		Analyst: DP			
Benzene	U		0.28	2.0	ug/L	1	07-Jun-2025 05:45
Ethylbenzene	U		0.33	2.0	ug/L	1	07-Jun-2025 05:45
m,p-Xylene	U		0.61	4.0	ug/L	1	07-Jun-2025 05:45
o-Xylene	U		0.31	2.0	ug/L	1	07-Jun-2025 05:45
Toluene	U		0.33	2.0	ug/L	1	07-Jun-2025 05:45
Xylenes, Total	U		0.92	3.0	ug/L	1	07-Jun-2025 05:45
Surr: 1,2-Dichloroethane-d4	106			70-126	%REC	1	07-Jun-2025 05:45
Surr: 4-Bromofluorobenzene	99.2			77-113	%REC	1	07-Jun-2025 05:45
Surr: Dibromofluoromethane	95.6			77-123	%REC	1	07-Jun-2025 05:45
Surr: Toluene-d8	96.3			82-127	%REC	1	07-Jun-2025 05:45

Note: See Qualifiers Page for a list of qualifiers and their explanation.

Revision: 1

ALS Houston, US

Date: 16-Mar-26

Client: Entech Consulting Corp.
 Project: Vac to Jal 3-Plains
 Sample ID: RW-3
 Collection Date: 05-Jun-2025 13:55

ANALYTICAL REPORT

WorkOrder:HS25060289
 Lab ID:HS25060289-12
 Matrix:Water

ANALYSES	RESULT	QUAL	SDL	MLL	UNITS	DILUTION FACTOR	DATE ANALYZED
LOW LEVEL VOLATILES BY SW8260C		Method:SW8260		Analyst: DP			
Benzene	U		0.28	2.0	ug/L	1	07-Jun-2025 06:07
Ethylbenzene	0.78	J	0.33	2.0	ug/L	1	07-Jun-2025 06:07
m,p-Xylene	5.6		0.61	4.0	ug/L	1	07-Jun-2025 06:07
o-Xylene	1.4	J	0.31	2.0	ug/L	1	07-Jun-2025 06:07
Toluene	U		0.33	2.0	ug/L	1	07-Jun-2025 06:07
Xylenes, Total	7.0		0.92	3.0	ug/L	1	07-Jun-2025 06:07
Surr: 1,2-Dichloroethane-d4	102			70-126	%REC	1	07-Jun-2025 06:07
Surr: 4-Bromofluorobenzene	107			77-113	%REC	1	07-Jun-2025 06:07
Surr: Dibromofluoromethane	96.0			77-123	%REC	1	07-Jun-2025 06:07
Surr: Toluene-d8	105			82-127	%REC	1	07-Jun-2025 06:07

Note: See Qualifiers Page for a list of qualifiers and their explanation.

Revision: 1

ALS Houston, US

Date: 16-Mar-26

Client: Entech Consulting Corp.
 Project: Vac to Jal 3-Plains
 Sample ID: RW-4
 Collection Date: 05-Jun-2025 11:45

ANALYTICAL REPORT

WorkOrder:HS25060289
 Lab ID:HS25060289-13
 Matrix:Water

ANALYSES	RESULT	QUAL	SDL	MQL	UNITS	DILUTION FACTOR	DATE ANALYZED
LOW LEVEL VOLATILES BY SW8260C		Method:SW8260		Analyst: DP			
Benzene	U		0.28	2.0	ug/L	1	07-Jun-2025 06:29
Ethylbenzene	U		0.33	2.0	ug/L	1	07-Jun-2025 06:29
m,p-Xylene	U		0.61	4.0	ug/L	1	07-Jun-2025 06:29
o-Xylene	U		0.31	2.0	ug/L	1	07-Jun-2025 06:29
Toluene	U		0.33	2.0	ug/L	1	07-Jun-2025 06:29
Xylenes, Total	U		0.92	3.0	ug/L	1	07-Jun-2025 06:29
Surr: 1,2-Dichloroethane-d4	109			70-126	%REC	1	07-Jun-2025 06:29
Surr: 4-Bromofluorobenzene	108			77-113	%REC	1	07-Jun-2025 06:29
Surr: Dibromofluoromethane	99.6			77-123	%REC	1	07-Jun-2025 06:29
Surr: Toluene-d8	102			82-127	%REC	1	07-Jun-2025 06:29

Note: See Qualifiers Page for a list of qualifiers and their explanation.

Revision: 1

ALS Houston, US

Date: 16-Mar-26

Client: Entech Consulting Corp.
 Project: Vac to Jal 3-Plains
 Sample ID: RW-5
 Collection Date: 05-Jun-2025 13:12

ANALYTICAL REPORT

WorkOrder:HS25060289
 Lab ID:HS25060289-14
 Matrix:Water

ANALYSES	RESULT	QUAL	SDL	MQL	UNITS	DILUTION FACTOR	DATE ANALYZED
LOW LEVEL VOLATILES BY SW8260C		Method:SW8260		Analyst: DP			
Benzene	U		0.28	2.0	ug/L	1	07-Jun-2025 06:51
Ethylbenzene	U		0.33	2.0	ug/L	1	07-Jun-2025 06:51
m,p-Xylene	U		0.61	4.0	ug/L	1	07-Jun-2025 06:51
o-Xylene	U		0.31	2.0	ug/L	1	07-Jun-2025 06:51
Toluene	U		0.33	2.0	ug/L	1	07-Jun-2025 06:51
Xylenes, Total	U		0.92	3.0	ug/L	1	07-Jun-2025 06:51
Surr: 1,2-Dichloroethane-d4	108			70-126	%REC	1	07-Jun-2025 06:51
Surr: 4-Bromofluorobenzene	108			77-113	%REC	1	07-Jun-2025 06:51
Surr: Dibromofluoromethane	96.9			77-123	%REC	1	07-Jun-2025 06:51
Surr: Toluene-d8	102			82-127	%REC	1	07-Jun-2025 06:51

Note: See Qualifiers Page for a list of qualifiers and their explanation.

Revision: 1

ALS Houston, US

Date: 16-Mar-26

Client: Entech Consulting Corp.
 Project: Vac to Jal 3-Plains
 Sample ID: IW-1
 Collection Date: 05-Jun-2025 14:40

ANALYTICAL REPORT

WorkOrder:HS25060289
 Lab ID:HS25060289-15
 Matrix:Water

ANALYSES	RESULT	QUAL	SDL	MQL	UNITS	DILUTION FACTOR	DATE ANALYZED
LOW LEVEL VOLATILES BY SW8260C		Method:SW8260		Analyst: DP			
Benzene	U		0.28	2.0	ug/L	1	09-Jun-2025 10:10
Ethylbenzene	42		0.33	2.0	ug/L	1	09-Jun-2025 10:10
m,p-Xylene	160		0.61	4.0	ug/L	1	09-Jun-2025 10:10
o-Xylene	24		0.31	2.0	ug/L	1	09-Jun-2025 10:10
Toluene	U		0.33	2.0	ug/L	1	09-Jun-2025 10:10
Xylenes, Total	180		0.92	3.0	ug/L	1	09-Jun-2025 10:10
Surr: 1,2-Dichloroethane-d4	104			70-126	%REC	1	09-Jun-2025 10:10
Surr: 4-Bromofluorobenzene	107			77-113	%REC	1	09-Jun-2025 10:10
Surr: Dibromofluoromethane	96.2			77-123	%REC	1	09-Jun-2025 10:10
Surr: Toluene-d8	105			82-127	%REC	1	09-Jun-2025 10:10
ULTRA LVI SEMIVOLATILES BY 8270D		Method:SW8270		Prep:SW3510 / 09-Jun-2025		Analyst: IT	
1-Methylnaphthalene	7.07	n	0.0290	0.100	ug/L	1	09-Jun-2025 20:54
2-Methylnaphthalene	6.38		0.0390	0.100	ug/L	1	09-Jun-2025 20:54
Acenaphthene	U		0.0270	0.100	ug/L	1	09-Jun-2025 20:54
Acenaphthylene	U		0.0240	0.100	ug/L	1	09-Jun-2025 20:54
Anthracene	U		0.0450	0.100	ug/L	1	09-Jun-2025 20:54
Benz(a)anthracene	U		0.0420	0.100	ug/L	1	09-Jun-2025 20:54
Benzo(a)pyrene	U		0.0490	0.100	ug/L	1	09-Jun-2025 20:54
Benzo(b)fluoranthene	U		0.0390	0.100	ug/L	1	09-Jun-2025 20:54
Benzo(g,h,i)perylene	U		0.0490	0.100	ug/L	1	09-Jun-2025 20:54
Benzo(k)fluoranthene	U		0.0380	0.100	ug/L	1	09-Jun-2025 20:54
Chrysene	U		0.0380	0.100	ug/L	1	09-Jun-2025 20:54
Dibenz(a,h)anthracene	U		0.0470	0.100	ug/L	1	09-Jun-2025 20:54
Dibenzofuran	1.96		0.0120	0.100	ug/L	1	09-Jun-2025 20:54
Fluoranthene	U		0.0390	0.100	ug/L	1	09-Jun-2025 20:54
Fluorene	1.60		0.0400	0.100	ug/L	1	09-Jun-2025 20:54
Indeno(1,2,3-cd)pyrene	U		0.0270	0.100	ug/L	1	09-Jun-2025 20:54
Naphthalene	2.48		0.0490	0.100	ug/L	1	09-Jun-2025 20:54
Phenanthrene	2.03		0.0260	0.100	ug/L	1	09-Jun-2025 20:54
Pyrene	U		0.0350	0.100	ug/L	1	09-Jun-2025 20:54
Surr: 2-Fluorobiphenyl	75.7			40-125	%REC	1	09-Jun-2025 20:54
Surr: 4-Terphenyl-d14	74.0			40-135	%REC	1	09-Jun-2025 20:54
Surr: Nitrobenzene-d5	72.0			41-120	%REC	1	09-Jun-2025 20:54

Note: See Qualifiers Page for a list of qualifiers and their explanation.

Revision: 1

ALS Houston, US

Date: 16-Mar-26

Client: Entech Consulting Corp.
 Project: Vac to Jal 3-Plains
 Sample ID: IW-2
 Collection Date: 05-Jun-2025 14:25

ANALYTICAL REPORT

WorkOrder:HS25060289
 Lab ID:HS25060289-16
 Matrix:Water

ANALYSES	RESULT	QUAL	SDL	MQL	UNITS	DILUTION FACTOR	DATE ANALYZED
LOW LEVEL VOLATILES BY SW8260C		Method:SW8260		Analyst: DP			
Benzene	U		0.28	2.0	ug/L	1	09-Jun-2025 10:32
Ethylbenzene	3.2		0.33	2.0	ug/L	1	09-Jun-2025 10:32
m,p-Xylene	1.7	J	0.61	4.0	ug/L	1	09-Jun-2025 10:32
o-Xylene	U		0.31	2.0	ug/L	1	09-Jun-2025 10:32
Toluene	U		0.33	2.0	ug/L	1	09-Jun-2025 10:32
Xylenes, Total	1.7	J	0.92	3.0	ug/L	1	09-Jun-2025 10:32
Surr: 1,2-Dichloroethane-d4	104			70-126	%REC	1	09-Jun-2025 10:32
Surr: 4-Bromofluorobenzene	98.8			77-113	%REC	1	09-Jun-2025 10:32
Surr: Dibromofluoromethane	96.0			77-123	%REC	1	09-Jun-2025 10:32
Surr: Toluene-d8	99.4			82-127	%REC	1	09-Jun-2025 10:32

Note: See Qualifiers Page for a list of qualifiers and their explanation.

Revision: 1

ALS Houston, US

Date: 16-Mar-26

Client: Entech Consulting Corp.
 Project: Vac to Jal 3-Plains
 Sample ID: IW-3
 Collection Date: 05-Jun-2025 15:10

ANALYTICAL REPORT

WorkOrder:HS25060289
 Lab ID:HS25060289-17
 Matrix:Water

ANALYSES	RESULT	QUAL	SDL	MQL	UNITS	DILUTION FACTOR	DATE ANALYZED
LOW LEVEL VOLATILES BY SW8260C		Method:SW8260		Analyst: DP			
Benzene		U	0.28	2.0	ug/L	1	09-Jun-2025 11:13
Ethylbenzene	190		0.66	4.0	ug/L	2	12-Jun-2025 14:16
m,p-Xylene	19		0.61	4.0	ug/L	1	09-Jun-2025 11:13
o-Xylene	7.2		0.31	2.0	ug/L	1	09-Jun-2025 11:13
Toluene		U	0.33	2.0	ug/L	1	09-Jun-2025 11:13
Xylenes, Total	27		0.92	3.0	ug/L	1	09-Jun-2025 11:13
Surr: 1,2-Dichloroethane-d4	99.7			70-126	%REC	1	09-Jun-2025 11:13
Surr: 1,2-Dichloroethane-d4	94.0			70-126	%REC	2	12-Jun-2025 14:16
Surr: 4-Bromofluorobenzene	106			77-113	%REC	1	09-Jun-2025 11:13
Surr: 4-Bromofluorobenzene	99.5			77-113	%REC	2	12-Jun-2025 14:16
Surr: Dibromofluoromethane	93.9			77-123	%REC	1	09-Jun-2025 11:13
Surr: Dibromofluoromethane	82.7			77-123	%REC	2	12-Jun-2025 14:16
Surr: Toluene-d8	102			82-127	%REC	1	09-Jun-2025 11:13
Surr: Toluene-d8	96.9			82-127	%REC	2	12-Jun-2025 14:16
ULTRA LVI SEMIVOLATILES BY 8270D		Method:SW8270		Prep:SW3510 / 09-Jun-2025		Analyst: IT	
1-Methylnaphthalene	26.1	n	0.0290	0.100	ug/L	1	09-Jun-2025 21:13
2-Methylnaphthalene	16.3		0.0390	0.100	ug/L	1	09-Jun-2025 21:13
Acenaphthene	0.307		0.0270	0.100	ug/L	1	09-Jun-2025 21:13
Acenaphthylene	0.460		0.0240	0.100	ug/L	1	09-Jun-2025 21:13
Anthracene		U	0.0450	0.100	ug/L	1	09-Jun-2025 21:13
Benz(a)anthracene		U	0.0420	0.100	ug/L	1	09-Jun-2025 21:13
Benzo(a)pyrene		U	0.0490	0.100	ug/L	1	09-Jun-2025 21:13
Benzo(b)fluoranthene	0.0714	J	0.0390	0.100	ug/L	1	09-Jun-2025 21:13
Benzo(g,h,i)perylene		U	0.0490	0.100	ug/L	1	09-Jun-2025 21:13
Benzo(k)fluoranthene		U	0.0380	0.100	ug/L	1	09-Jun-2025 21:13
Chrysene		U	0.0380	0.100	ug/L	1	09-Jun-2025 21:13
Dibenz(a,h)anthracene		U	0.0470	0.100	ug/L	1	09-Jun-2025 21:13
Dibenzofuran	3.94		0.0120	0.100	ug/L	1	09-Jun-2025 21:13
Fluoranthene		U	0.0390	0.100	ug/L	1	09-Jun-2025 21:13
Fluorene	2.76		0.0400	0.100	ug/L	1	09-Jun-2025 21:13
Indeno(1,2,3-cd)pyrene		U	0.0270	0.100	ug/L	1	09-Jun-2025 21:13
Naphthalene	20.3		0.0490	0.100	ug/L	1	09-Jun-2025 21:13
Phenanthrene	2.01		0.0260	0.100	ug/L	1	09-Jun-2025 21:13
Pyrene		U	0.0350	0.100	ug/L	1	09-Jun-2025 21:13
Surr: 2-Fluorobiphenyl	82.6			40-125	%REC	1	09-Jun-2025 21:13
Surr: 4-Terphenyl-d14	83.5			40-135	%REC	1	09-Jun-2025 21:13
Surr: Nitrobenzene-d5	118			41-120	%REC	1	09-Jun-2025 21:13

Note: See Qualifiers Page for a list of qualifiers and their explanation.

Revision: 1

ALS Houston, US

Date: 16-Mar-26

Client: Entech Consulting Corp.
 Project: Vac to Jal 3-Plains
 Sample ID: DUP
 Collection Date: 05-Jun-2025 00:00

ANALYTICAL REPORT

WorkOrder:HS25060289
 Lab ID:HS25060289-18
 Matrix:Water

ANALYSES	RESULT	QUAL	SDL	MLL	UNITS	DILUTION FACTOR	DATE ANALYZED
LOW LEVEL VOLATILES BY SW8260C		Method:SW8260		Analyst: DP			
Benzene	U		0.28	2.0	ug/L	1	09-Jun-2025 11:35
Ethylbenzene	3.4		0.33	2.0	ug/L	1	09-Jun-2025 11:35
m,p-Xylene	1.2	J	0.61	4.0	ug/L	1	09-Jun-2025 11:35
o-Xylene	U		0.31	2.0	ug/L	1	09-Jun-2025 11:35
Toluene	U		0.33	2.0	ug/L	1	09-Jun-2025 11:35
Xylenes, Total	1.2	J	0.92	3.0	ug/L	1	09-Jun-2025 11:35
Surr: 1,2-Dichloroethane-d4	105			70-126	%REC	1	09-Jun-2025 11:35
Surr: 4-Bromofluorobenzene	100			77-113	%REC	1	09-Jun-2025 11:35
Surr: Dibromofluoromethane	97.3			77-123	%REC	1	09-Jun-2025 11:35
Surr: Toluene-d8	101			82-127	%REC	1	09-Jun-2025 11:35

Note: See Qualifiers Page for a list of qualifiers and their explanation.

Revision: 1

ALS Houston, US

Date: 16-Mar-26

Weight / Prep Log

Client: Entech Consulting Corp.

Project: Vac to Jal 3-Plains

WorkOrder: HS25060289

Batch ID: 228960	Start Date: 09 Jun 2025 12:30	End Date: 09 Jun 2025 12:30
Method: SV AQ SEP FUNNEL ULTRA LVI	Prep Code: 3510C_MIN_W	

Sample ID	Container	Sample Wt/Vol	Final Volume	Prep Factor	
HS25060289-15		100	1 (mL)	0.01	100 mL Amber Neat
HS25060289-17		100	1 (mL)	0.01	100 mL Amber Neat

Revision: 1

ALS Houston, US

Date: 16-Mar-26

Client: Entech Consulting Corp.
Project: Vac to Jal 3-Plains
WorkOrder: HS25060289

DATES REPORT

Sample ID	Client Samp ID	Collection Date	Leachate Date	Prep Date	Analysis Date	DF
Batch ID: 228960 (0)		Test Name : ULTRA LVI SEMIVOLATILES BY 8270D			Matrix: Water	
HS25060289-15	IW-1	05 Jun 2025 14:40		09 Jun 2025 12:30	09 Jun 2025 20:54	1
HS25060289-17	IW-3	05 Jun 2025 15:10		09 Jun 2025 12:30	09 Jun 2025 21:13	1
Batch ID: R514920 (0)		Test Name : LOW LEVEL VOLATILES BY SW8260C			Matrix: Water	
HS25060289-01	MW-1	04 Jun 2025 13:05			07 Jun 2025 02:03	1
HS25060289-02	MW-2	05 Jun 2025 12:25			07 Jun 2025 02:26	1
HS25060289-03	MW-3	04 Jun 2025 14:50			07 Jun 2025 02:48	1
HS25060289-04	MW-4	05 Jun 2025 10:40			07 Jun 2025 03:10	1
HS25060289-05	MW-5	05 Jun 2025 11:07			07 Jun 2025 03:32	1
HS25060289-06	MW-6	05 Jun 2025 10:20			07 Jun 2025 03:54	1
HS25060289-07	MW-7	04 Jun 2025 10:40			07 Jun 2025 04:16	1
HS25060289-08	MW-8	05 Jun 2025 13:20			07 Jun 2025 04:38	1
HS25060289-09	MW-9	05 Jun 2025 12:13			07 Jun 2025 05:01	1
HS25060289-10	RW-1	04 Jun 2025 12:00			07 Jun 2025 05:23	1
HS25060289-11	RW-2	05 Jun 2025 11:35			07 Jun 2025 05:45	1
HS25060289-12	RW-3	05 Jun 2025 13:55			07 Jun 2025 06:07	1
HS25060289-13	RW-4	05 Jun 2025 11:45			07 Jun 2025 06:29	1
HS25060289-14	RW-5	05 Jun 2025 13:12			07 Jun 2025 06:51	1
Batch ID: R514950 (0)		Test Name : LOW LEVEL VOLATILES BY SW8260C			Matrix: Water	
HS25060289-15	IW-1	05 Jun 2025 14:40			09 Jun 2025 10:10	1
HS25060289-16	IW-2	05 Jun 2025 14:25			09 Jun 2025 10:32	1
HS25060289-17	IW-3	05 Jun 2025 15:10			09 Jun 2025 11:13	1
HS25060289-18	DUP	05 Jun 2025 00:00			09 Jun 2025 11:35	1
Batch ID: R515255 (0)		Test Name : LOW LEVEL VOLATILES BY SW8260C			Matrix: Water	
HS25060289-17	IW-3	05 Jun 2025 15:10			12 Jun 2025 14:16	2

Revision: 1

ALS Houston, US

Date: 16-Mar-26

WorkOrder: HS25060289

InstrumentID: SV-11

Test Code: 8270_Min_W

Test Number: SW8270

Test Name: Ultra LVI Semivolatiles by 8270D

METHOD DETECTION /
REPORTING LIMITS

Matrix: Aqueous

Units: ug/L

Type	Analyte	CAS	DCS Spike	DCS	MDL	PQL
A	1-Methylnaphthalene	90-12-0	0.100	0.106	0.0290	0.100
A	2-Methylnaphthalene	91-57-6	0.100	0.107	0.0390	0.100
A	Acenaphthene	83-32-9	0.100	0.120	0.0270	0.100
A	Acenaphthylene	208-96-8	0.100	0.116	0.0240	0.100
A	Anthracene	120-12-7	0.100	0.116	0.0450	0.100
A	Benz(a)anthracene	56-55-3	0.100	0.125	0.0420	0.100
A	Benzo(a)pyrene	50-32-8	0.100	0.0976	0.0490	0.100
A	Benzo(b)fluoranthene	205-99-2	0.100	0.120	0.0390	0.100
A	Benzo(g,h,i)perylene	191-24-2	0.100	0.107	0.0490	0.100
A	Benzo(k)fluoranthene	207-08-9	0.100	0.106	0.0380	0.100
A	Chrysene	218-01-9	0.100	0.109	0.0380	0.100
A	Dibenz(a,h)anthracene	53-70-3	0.100	0.109	0.0470	0.100
A	Dibenzofuran	132-64-9	0.100	0.113	0.0120	0.100
A	Fluoranthene	206-44-0	0.100	0.111	0.0390	0.100
A	Fluorene	86-73-7	0.100	0.112	0.0400	0.100
A	Indeno(1,2,3-cd)pyrene	193-39-5	0.100	0.117	0.0270	0.100
A	Naphthalene	91-20-3	0.100	0.114	0.0490	0.100
A	Phenanthrene	85-01-8	0.100	0.121	0.0260	0.100
A	Pyrene	129-00-0	0.100	0.109	0.0350	0.100
S	2-Fluorobiphenyl	321-60-8	0	0		0
S	4-Terphenyl-d14	1718-51-0	0	0		0
S	Nitrobenzene-d5	4165-60-0	0	0		0

Revision:1

ALS Houston, US

Date: 16-Mar-26

WorkOrder: HS25060289
 InstrumentID: VOA11
 Test Code: 8260_LL_W
 Test Number: SW8260
 Test Name: Low Level Volatiles by SW8260C

METHOD DETECTION / REPORTING LIMITS

Matrix: Aqueous **Units:** µg/L

Type	Analyte	CAS	DCS Spike	DCS	MDL	PQL
A	Benzene	71-43-2	1.0	1.0	0.28	2.0
A	Ethylbenzene	100-41-4	1.0	1.1	0.33	2.0
A	m,p-Xylene	179601-23-1	2.0	2.3	0.61	4.0
A	o-Xylene	95-47-6	1.0	1.1	0.31	2.0
A	Toluene	108-88-3	1.0	1.1	0.33	2.0
A	Xylenes, Total	1330-20-7	1.0	3.4	0.92	3.0
S	1,2-Dichloroethane-d4	17060-07-0	0	0	0	1.0
S	4-Bromofluorobenzene	460-00-4	0	0	0	1.0
S	Dibromofluoromethane	1868-53-7	0	0	0	1.0
S	Toluene-d8	2037-26-5	0	0	0	1.0

Revision:1

ALS Houston, US

Date: 16-Mar-26

Client: Entech Consulting Corp.
Project: Vac to Jal 3-Plains
WorkOrder: HS25060289

QC BATCH REPORT

Batch ID: 228960 (0)	Instrument: SV-11	Method: ULTRA LVI SEMIVOLATILES BY 8270D
-------------------------------	--------------------------	-------------------------------------------------

MBLK	Sample ID: MBLK-228960	Units: ug/L	Analysis Date: 09-Jun-2025 17:05							
Client ID:	Run ID: SV-11_515033	SeqNo: 8880698	PrepDate: 09-Jun-2025 DF: 1							
Analyte	Result	MQL	SPK Val	SPK Ref Value	%REC	Control Limit	RPD Ref Value	%RPD	RPD Limit	Qual

1-Methylnaphthalene	U	0.100								
2-Methylnaphthalene	U	0.100								
Acenaphthene	U	0.100								
Acenaphthylene	U	0.100								
Anthracene	U	0.100								
Benz(a)anthracene	U	0.100								
Benzo(a)pyrene	U	0.100								
Benzo(b)fluoranthene	U	0.100								
Benzo(g,h,i)perylene	U	0.100								
Benzo(k)fluoranthene	U	0.100								
Chrysene	U	0.100								
Dibenz(a,h)anthracene	U	0.100								
Dibenzofuran	U	0.100								
Fluoranthene	U	0.100								
Fluorene	U	0.100								
Indeno(1,2,3-cd)pyrene	U	0.100								
Naphthalene	U	0.100								
Phenanthrene	U	0.100								
Pyrene	U	0.100								
Surr: 2-Fluorobiphenyl	3.913	0	5	0	78.3	40 - 125				
Surr: 4-Terphenyl-d14	3.428	0	5	0	68.6	40 - 135				
Surr: Nitrobenzene-d5	3.946	0	5	0	78.9	41 - 120				

Revision: 1

ALS Houston, US

Date: 16-Mar-26

Client: Entech Consulting Corp.
Project: Vac to Jal 3-Plains
WorkOrder: HS25060289

QC BATCH REPORT

Batch ID: 228960 (0) **Instrument:** SV-11 **Method:** ULTRA LVI SEMIVOLATILES BY 8270D

LCS		Sample ID: LCS-228960		Units: ug/L		Analysis Date: 10-Jun-2025 16:40				
Client ID:		Run ID: SV-11_515091		SeqNo: 8882135		PrepDate: 09-Jun-2025		DF: 1		
Analyte	Result	MQL	SPK Val	SPK Ref Value	%REC	Control Limit	RPD Ref Value	%RPD	RPD Limit	Qual
1-Methylnaphthalene	3.655	0.100	5	0	73.1	45 - 120				
2-Methylnaphthalene	3.753	0.100	5	0	75.1	50 - 120				
Acenaphthene	3.751	0.100	5	0	75.0	47 - 145				
Acenaphthylene	3.824	0.100	5	0	76.5	47 - 120				
Anthracene	3.986	0.100	5	0	79.7	45 - 120				
Benz(a)anthracene	4.092	0.100	5	0	81.8	40 - 120				
Benzo(a)pyrene	3.988	0.100	5	0	79.8	42 - 127				
Benzo(b)fluoranthene	3.771	0.100	5	0	75.4	50 - 120				
Benzo(g,h,i)perylene	3.901	0.100	5	0	78.0	42 - 127				
Benzo(k)fluoranthene	3.811	0.100	5	0	76.2	50 - 120				
Chrysene	4.579	0.100	5	0	91.6	43 - 120				
Dibenz(a,h)anthracene	4.095	0.100	5	0	81.9	35 - 125				
Dibenzofuran	3.846	0.100	5	0	76.9	50 - 120				
Fluoranthene	3.84	0.100	5	0	76.8	45 - 125				
Fluorene	3.781	0.100	5	0	75.6	59 - 121				
Indeno(1,2,3-cd)pyrene	4.018	0.100	5	0	80.4	41 - 128				
Naphthalene	3.785	0.100	5	0	75.7	50 - 150				
Phenanthrene	3.928	0.100	5	0	78.6	54 - 120				
Pyrene	4.285	0.100	5	0	85.7	40 - 130				
Surr: 2-Fluorobiphenyl	4.559	0	5	0	91.2	40 - 125				
Surr: 4-Terphenyl-d14	4.577	0	5	0	91.5	40 - 135				
Surr: Nitrobenzene-d5	4.768	0	5	0	95.4	41 - 120				

Revision: 1

ALS Houston, US

Date: 16-Mar-26

Client: Entech Consulting Corp.
Project: Vac to Jal 3-Plains
WorkOrder: HS25060289

QC BATCH REPORT

Batch ID: 228960 (0) **Instrument:** SV-11 **Method:** ULTRA LVI SEMIVOLATILES BY 8270D

LCSD		Sample ID: LCSD-228960		Units: ug/L		Analysis Date: 10-Jun-2025 16:59				
Client ID:		Run ID: SV-11_515091		SeqNo: 8882136		PrepDate: 09-Jun-2025		DF: 1		
Analyte	Result	MQL	SPK Val	SPK Ref Value	%REC	Control Limit	RPD Ref Value	%RPD	RPD Limit	Qual
1-Methylnaphthalene	3.743	0.100	5	0	74.9	45 - 125	3.655	2.37	20	
2-Methylnaphthalene	3.655	0.100	5	0	73.1	50 - 120	3.753	2.65	20	
Acenaphthene	3.859	0.100	5	0	77.2	47 - 145	3.751	2.83	20	
Acenaphthylene	3.848	0.100	5	0	77.0	47 - 120	3.824	0.627	20	
Anthracene	3.91	0.100	5	0	78.2	45 - 120	3.986	1.91	20	
Benz(a)anthracene	3.969	0.100	5	0	79.4	40 - 120	4.092	3.05	20	
Benzo(a)pyrene	4.139	0.100	5	0	82.8	42 - 127	3.988	3.73	20	
Benzo(b)fluoranthene	4.008	0.100	5	0	80.2	50 - 120	3.771	6.11	20	
Benzo(g,h,i)perylene	3.925	0.100	5	0	78.5	42 - 127	3.901	0.601	20	
Benzo(k)fluoranthene	3.87	0.100	5	0	77.4	50 - 120	3.811	1.54	20	
Chrysene	4.343	0.100	5	0	86.9	43 - 120	4.579	5.29	20	
Dibenz(a,h)anthracene	4.183	0.100	5	0	83.7	35 - 125	4.095	2.13	20	
Dibenzofuran	4.027	0.100	5	0	80.5	50 - 120	3.846	4.6	20	
Fluoranthene	4.088	0.100	5	0	81.8	45 - 125	3.84	6.25	20	
Fluorene	3.897	0.100	5	0	77.9	59 - 121	3.781	3	20	
Indeno(1,2,3-cd)pyrene	4.242	0.100	5	0	84.8	41 - 128	4.018	5.44	20	
Naphthalene	3.797	0.100	5	0	75.9	50 - 150	3.785	0.328	20	
Phenanthrene	3.932	0.100	5	0	78.6	54 - 120	3.928	0.105	20	
Pyrene	3.995	0.100	5	0	79.9	40 - 130	4.285	7.02	20	
Surr: 2-Fluorobiphenyl	4.345	0	5	0	86.9	40 - 125	4.559	4.8	20	
Surr: 4-Terphenyl-d14	4.041	0	5	0	80.8	40 - 135	4.577	12.4	20	
Surr: Nitrobenzene-d5	4.589	0	5	0	91.8	41 - 120	4.768	3.83	20	

The following samples were analyzed in this batch: HS25060289-15 HS25060289-17

Revision: 1

ALS Houston, US

Date: 16-Mar-26

Client: Entech Consulting Corp.
Project: Vac to Jal 3-Plains
WorkOrder: HS25060289

QC BATCH REPORT

Batch ID: R514920 (0) **Instrument:** VOA11 **Method:** LOW LEVEL VOLATILES BY SW8260C

MBLK		Sample ID: MBLK		Units: ug/L		Analysis Date: 06-Jun-2025 23:29				
Client ID:		Run ID: VOA11_514920		SeqNo: 8878619		PrepDate:		DF: 1		
Analyte	Result	MLQ	SPK Val	SPK Ref Value	%REC	Control Limit	RPD Ref Value	%RPD	RPD Limit	Qual
Benzene	U	2.0								
Ethylbenzene	U	2.0								
m,p-Xylene	U	4.0								
o-Xylene	U	2.0								
Toluene	U	2.0								
Xylenes, Total	U	3.0								
<i>Surr: 1,2-Dichloroethane-d4</i>	<i>54.58</i>	<i>1.0</i>	<i>50</i>	<i>0</i>	<i>109</i>	<i>70 - 123</i>				
<i>Surr: 4-Bromofluorobenzene</i>	<i>54.23</i>	<i>1.0</i>	<i>50</i>	<i>0</i>	<i>108</i>	<i>77 - 113</i>				
<i>Surr: Dibromofluoromethane</i>	<i>49.36</i>	<i>1.0</i>	<i>50</i>	<i>0</i>	<i>98.7</i>	<i>73 - 126</i>				
<i>Surr: Toluene-d8</i>	<i>51.61</i>	<i>1.0</i>	<i>50</i>	<i>0</i>	<i>103</i>	<i>81 - 120</i>				

LCS		Sample ID: LCS		Units: ug/L		Analysis Date: 06-Jun-2025 22:22				
Client ID:		Run ID: VOA11_514920		SeqNo: 8878617		PrepDate:		DF: 1		
Analyte	Result	MLQ	SPK Val	SPK Ref Value	%REC	Control Limit	RPD Ref Value	%RPD	RPD Limit	Qual
Benzene	19.13	2.0	20	0	95.6	74 - 120				
Ethylbenzene	20.06	2.0	20	0	100	77 - 117				
m,p-Xylene	40.4	4.0	40	0	101	77 - 122				
o-Xylene	19.84	2.0	20	0	99.2	75 - 119				
Toluene	19.57	2.0	20	0	97.8	77 - 118				
Xylenes, Total	60.24	3.0	60	0	100	75 - 122				
<i>Surr: 1,2-Dichloroethane-d4</i>	<i>52.34</i>	<i>1.0</i>	<i>50</i>	<i>0</i>	<i>105</i>	<i>70 - 123</i>				
<i>Surr: 4-Bromofluorobenzene</i>	<i>48.76</i>	<i>1.0</i>	<i>50</i>	<i>0</i>	<i>97.5</i>	<i>77 - 113</i>				
<i>Surr: Dibromofluoromethane</i>	<i>49.86</i>	<i>1.0</i>	<i>50</i>	<i>0</i>	<i>99.7</i>	<i>73 - 126</i>				
<i>Surr: Toluene-d8</i>	<i>49.31</i>	<i>1.0</i>	<i>50</i>	<i>0</i>	<i>98.6</i>	<i>81 - 120</i>				

Revision: 1

ALS Houston, US

Date: 16-Mar-26

Client: Entech Consulting Corp.
Project: Vac to Jal 3-Plains
WorkOrder: HS25060289

QC BATCH REPORT

Batch ID: R514920 (0)	Instrument: VOA11	Method: LOW LEVEL VOLATILES BY SW8260C
--------------------------------	--------------------------	-----------------------------------------------

LCSD	Sample ID: LCSD	Units: ug/L			Analysis Date: 06-Jun-2025 22:44					
Client ID:	Run ID: VOA11_514920	SeqNo: 8878618	PrepDate:	DF: 1						
Analyte	Result	MQL	SPK Val	SPK Ref Value	%REC	Control Limit	RPD Ref Value	%RPD	RPD Limit	Qual
Benzene	18.78	2.0	20	0	93.9	74 - 120	19.13	1.86	20	
Ethylbenzene	19.36	2.0	20	0	96.8	77 - 117	20.06	3.55	20	
m,p-Xylene	39.23	4.0	40	0	98.1	77 - 122	40.4	2.94	20	
o-Xylene	19.14	2.0	20	0	95.7	75 - 119	19.84	3.62	20	
Toluene	19.08	2.0	20	0	95.4	77 - 118	19.57	2.53	20	
Xylenes, Total	58.36	3.0	60	0	97.3	75 - 122	60.24	3.17	20	
Surr: 1,2-Dichloroethane-d4	54.39	1.0	50	0	109	70 - 123	52.34	3.84	20	
Surr: 4-Bromofluorobenzene	50.44	1.0	50	0	101	77 - 113	48.76	3.37	20	
Surr: Dibromofluoromethane	51.16	1.0	50	0	102	73 - 126	49.86	2.57	20	
Surr: Toluene-d8	50.35	1.0	50	0	101	81 - 120	49.31	2.08	20	

The following samples were analyzed in this batch:

HS25060289-01	HS25060289-02	HS25060289-03	HS25060289-04
HS25060289-05	HS25060289-06	HS25060289-07	HS25060289-08
HS25060289-09	HS25060289-10	HS25060289-11	HS25060289-12
HS25060289-13	HS25060289-14		

Revision: 1

ALS Houston, US

Date: 16-Mar-26

Client: Entech Consulting Corp.
Project: Vac to Jal 3-Plains
WorkOrder: HS25060289

QC BATCH REPORT

Batch ID: R514950 (0)	Instrument: VOA11	Method: LOW LEVEL VOLATILES BY SW8260C
--------------------------------	--------------------------	-----------------------------------------------

MBLK		Sample ID: MBLK		Units: ug/L		Analysis Date: 09-Jun-2025 09:48			
Client ID:		Run ID: VOA11_514950		SeqNo: 8879126		PrepDate:		DF: 1	
Analyte	Result	MLQ	SPK Val	SPK Ref Value	%REC	Control Limit	RPD Ref Value	%RPD	RPD Limit Qual
Benzene	U	2.0							
Ethylbenzene	U	2.0							
m,p-Xylene	U	4.0							
o-Xylene	U	2.0							
Toluene	U	2.0							
Xylenes, Total	U	3.0							
<i>Surr: 1,2-Dichloroethane-d4</i>	<i>54.69</i>	<i>1.0</i>	<i>50</i>	<i>0</i>	<i>109</i>	<i>70 - 123</i>			
<i>Surr: 4-Bromofluorobenzene</i>	<i>53.33</i>	<i>1.0</i>	<i>50</i>	<i>0</i>	<i>107</i>	<i>77 - 113</i>			
<i>Surr: Dibromofluoromethane</i>	<i>50.12</i>	<i>1.0</i>	<i>50</i>	<i>0</i>	<i>100</i>	<i>73 - 126</i>			
<i>Surr: Toluene-d8</i>	<i>50.21</i>	<i>1.0</i>	<i>50</i>	<i>0</i>	<i>100</i>	<i>81 - 120</i>			

LCS		Sample ID: LCS		Units: ug/L		Analysis Date: 09-Jun-2025 08:41			
Client ID:		Run ID: VOA11_514950		SeqNo: 8879124		PrepDate:		DF: 1	
Analyte	Result	MLQ	SPK Val	SPK Ref Value	%REC	Control Limit	RPD Ref Value	%RPD	RPD Limit Qual
Benzene	20.37	2.0	20	0	102	74 - 120			
Ethylbenzene	20.63	2.0	20	0	103	77 - 117			
m,p-Xylene	41.74	4.0	40	0	104	77 - 122			
o-Xylene	20.74	2.0	20	0	104	75 - 119			
Toluene	20.34	2.0	20	0	102	77 - 118			
Xylenes, Total	62.48	3.0	60	0	104	75 - 122			
<i>Surr: 1,2-Dichloroethane-d4</i>	<i>54.07</i>	<i>1.0</i>	<i>50</i>	<i>0</i>	<i>108</i>	<i>70 - 123</i>			
<i>Surr: 4-Bromofluorobenzene</i>	<i>51.49</i>	<i>1.0</i>	<i>50</i>	<i>0</i>	<i>103</i>	<i>77 - 113</i>			
<i>Surr: Dibromofluoromethane</i>	<i>51.23</i>	<i>1.0</i>	<i>50</i>	<i>0</i>	<i>102</i>	<i>73 - 126</i>			
<i>Surr: Toluene-d8</i>	<i>50.21</i>	<i>1.0</i>	<i>50</i>	<i>0</i>	<i>100</i>	<i>81 - 120</i>			

Revision: 1

ALS Houston, US

Date: 16-Mar-26

Client: Entech Consulting Corp.
Project: Vac to Jal 3-Plains
WorkOrder: HS25060289

QC BATCH REPORT

Batch ID: R514950 (0)		Instrument: VOA11		Method: LOW LEVEL VOLATILES BY SW8260C						
LCSD	Sample ID: LCSD	Units: ug/L			Analysis Date: 09-Jun-2025 09:04					
Client ID:	Run ID: VOA11_514950	SeqNo: 8879125		PrepDate:			DF: 1			
Analyte	Result	MQL	SPK Val	SPK Ref Value	%REC	Control Limit	RPD Ref Value	%RPD	RPD Limit Qual	

Benzene	19.65	2.0	20	0	98.2	74 - 120	20.37	3.62	20
Ethylbenzene	20.18	2.0	20	0	101	77 - 117	20.63	2.2	20
m,p-Xylene	41.08	4.0	40	0	103	77 - 122	41.74	1.6	20
o-Xylene	20.06	2.0	20	0	100	75 - 119	20.74	3.32	20
Toluene	20.1	2.0	20	0	100	77 - 118	20.34	1.21	20
Xylenes, Total	61.14	3.0	60	0	102	75 - 122	62.48	2.17	20
<i>Surr: 1,2-Dichloroethane-d4</i>	<i>53.02</i>	<i>1.0</i>	<i>50</i>	<i>0</i>	<i>106</i>	<i>70 - 123</i>	<i>54.07</i>	<i>1.95</i>	<i>20</i>
<i>Surr: 4-Bromofluorobenzene</i>	<i>50.7</i>	<i>1.0</i>	<i>50</i>	<i>0</i>	<i>101</i>	<i>77 - 113</i>	<i>51.49</i>	<i>1.54</i>	<i>20</i>
<i>Surr: Dibromofluoromethane</i>	<i>50.42</i>	<i>1.0</i>	<i>50</i>	<i>0</i>	<i>101</i>	<i>73 - 126</i>	<i>51.23</i>	<i>1.59</i>	<i>20</i>
<i>Surr: Toluene-d8</i>	<i>49.62</i>	<i>1.0</i>	<i>50</i>	<i>0</i>	<i>99.2</i>	<i>81 - 120</i>	<i>50.21</i>	<i>1.16</i>	<i>20</i>

The following samples were analyzed in this batch:

HS25060289-15	HS25060289-16	HS25060289-17	HS25060289-18
---------------	---------------	---------------	---------------

Revision: 1

ALS Houston, US

Date: 16-Mar-26

Client: Entech Consulting Corp.
Project: Vac to Jal 3-Plains
WorkOrder: HS25060289

QC BATCH REPORT

Batch ID: R515255 (0)	Instrument: VOA11	Method: LOW LEVEL VOLATILES BY SW8260C
--------------------------------	--------------------------	-----------------------------------------------

MBLK	Sample ID: MBLK	Units: ug/L	Analysis Date: 12-Jun-2025 13:09							
Client ID:	Run ID: VOA11_515255	SeqNo: 8885282	PrepDate: DF: 1							
Analyte	Result	MQL	SPK Val	SPK Ref Value	%REC	Control Limit	RPD Ref Value	%RPD	RPD Limit	Qual

Ethylbenzene	U	2.0								
Surr: 1,2-Dichloroethane-d4	50.67	1.0	50	0	101	70 - 123				
Surr: 4-Bromofluorobenzene	51.71	1.0	50	0	103	77 - 113				
Surr: Dibromofluoromethane	43.62	1.0	50	0	87.2	73 - 126				
Surr: Toluene-d8	48.84	1.0	50	0	97.7	81 - 120				

LCS	Sample ID: LCS	Units: ug/L	Analysis Date: 12-Jun-2025 12:03							
Client ID:	Run ID: VOA11_515255	SeqNo: 8885287	PrepDate: DF: 1							
Analyte	Result	MQL	SPK Val	SPK Ref Value	%REC	Control Limit	RPD Ref Value	%RPD	RPD Limit	Qual

Ethylbenzene	19.09	2.0	20	0	95.4	77 - 117				
Surr: 1,2-Dichloroethane-d4	49.6	1.0	50	0	99.2	70 - 123				
Surr: 4-Bromofluorobenzene	52.13	1.0	50	0	104	77 - 113				
Surr: Dibromofluoromethane	46.6	1.0	50	0	93.2	73 - 126				
Surr: Toluene-d8	48.92	1.0	50	0	97.8	81 - 120				

LCSD	Sample ID: LCSD	Units: ug/L	Analysis Date: 12-Jun-2025 12:25							
Client ID:	Run ID: VOA11_515255	SeqNo: 8885288	PrepDate: DF: 1							
Analyte	Result	MQL	SPK Val	SPK Ref Value	%REC	Control Limit	RPD Ref Value	%RPD	RPD Limit	Qual

Ethylbenzene	18.73	2.0	20	0	93.6	77 - 117	19.09	1.89	20	
Surr: 1,2-Dichloroethane-d4	49.1	1.0	50	0	98.2	70 - 123	49.6	1.01	20	
Surr: 4-Bromofluorobenzene	50.98	1.0	50	0	102	77 - 113	52.13	2.23	20	
Surr: Dibromofluoromethane	46.31	1.0	50	0	92.6	73 - 126	46.6	0.639	20	
Surr: Toluene-d8	48.08	1.0	50	0	96.2	81 - 120	48.92	1.72	20	

The following samples were analyzed in this batch: HS25060289-17

Revision: 1

ALS Houston, US

Date: 16-Mar-26

Client: Entech Consulting Corp.
Project: Vac to Jal 3-Plains
WorkOrder: HS25060289

**QUALIFIERS,
ACRONYMS, UNITS**

Qualifier	Description
*	Value exceeds Regulatory Limit
a	Not accredited
B	Analyte detected in the associated Method Blank above the Reporting Limit
E	Value above quantitation range
H	Analyzed outside of Holding Time
J	Analyte detected below quantitation limit
M	Manually integrated, see raw data for justification
n	Not offered for accreditation
ND	Not Detected at the Reporting Limit
O	Sample amount is > 4 times amount spiked
P	Dual Column results percent difference > 40%
R	RPD above laboratory control limit
S	Spike Recovery outside laboratory control limits
U	Analyzed but not detected above the MDL/SDL

Acronym	Description
DCS	Detectability Check Study
DUP	Method Duplicate
LCS	Laboratory Control Sample
LCSD	Laboratory Control Sample Duplicate
MBLK	Method Blank
MDL	Method Detection Limit
MQL	Method Quantitation Limit
MS	Matrix Spike
MSD	Matrix Spike Duplicate
PDS	Post Digestion Spike
PQL	Practical Quantitation Limit
SD	Serial Dilution
SDL	Sample Detection Limit
TRRP	Texas Risk Reduction Program

ALS Houston, US

Date: 16-Mar-26

CERTIFICATIONS,ACCREDITATIONS & LICENSES

Agency	Number	Expire Date
Arizona	AZ0793	27-May-2026
Arkansas	88-00356_2024	17-Mar-2026
California	2919 - 2025	30-Apr-2026
Dept of Defense	L24-240-R4	30-Apr-2026
Dept of Defense	L24-239-R1	30-Apr-2026
Florida	E87611-2025	30-Jun-2026
Illinois	200032 - 2025	31-Jul-2026
Kansas	KS-C25-00168	31-Jul-2026
Kentucky	123043-2025	30-Apr-2026
Louisiana	03087-2025	30-Jun-2026
Louisiana	LA028	31-Dec-2026
Maine	2024017	23-Jun-2026
Maryland	343-2025-26	30-Jun-2026
Michigan	9971-2025	30-Apr-2026
Missouri	136	30-Sep-2026
Nebraska	NE-OS-25-13 - 2025	30-Apr-2026
Nevada	NV-C25-00124 - 2025	31-Jul-2026
New Hampshire	209425	24-Apr-2026
New Jersey	TX008-2025	30-Jun-2026
New York	11707 - 2025	01-Apr-2026
North Carolina	624-2026	31-Dec-2026
Oklahoma	2026-078	31-Dec-2026
Oregon	TX200002-013	15-May-2026
Pennsylvania	019	01-Jul-2026
Tennessee	TN	30-Apr-2026
Texas	TX-C25-00104	30-Apr-2026
Utah	TX026932025-17	31-Jul-2026

ALS Houston, US

Date: 16-Mar-26

Sample Receipt Checklist

Work Order ID: HS25060289

Date/Time Received: 06-Jun-2025 12:32

Client Name: ENTECH

Received by: Patrick Salome

Completed By: /S/ ruden.vakiari	06-Jun-2025 15:52	Reviewed by: /S/ Andy C. Neir	06-Jun-2025 22:30
eSignature	Date/Time	eSignature	Date/Time

Matrices: **W**

Carrier name: **Courier**

- Shipping container/cooler in good condition? Yes No Not Present
- Custody seals intact on shipping container/cooler? Yes No Not Present
- Custody seals intact on sample bottles? Yes No Not Present
- VOA/TX1005/TX1006 Solids in hermetically sealed vials? Yes No Not Present
- Chain of custody present? Yes No
- Chain of custody signed when relinquished and received? Yes No
- Samplers name present on COC? Yes No
- Chain of custody agrees with sample labels? Yes No
- Samples in proper container/bottle? Yes No
- Sample containers intact? Yes No
- Sufficient sample volume for indicated test? Yes No
- All samples received within holding time? Yes No
- Container/Temp Blank temperature in compliance? Yes No

2 Page(s)
COC IDs:339956 & 339957

Temperature(s)/Thermometer(s):	1.7UC/1.7C	ir # 34
Cooler(s)/Kit(s):	53831	
Date/Time sample(s) sent to storage:	06/06/2025 15:52	
Water - VOA vials have zero headspace?	Yes <input checked="" type="checkbox"/> No <input type="checkbox"/>	No VOA vials submitted <input type="checkbox"/>
Water - pH acceptable upon receipt?	Yes <input type="checkbox"/> No <input type="checkbox"/>	N/A <input checked="" type="checkbox"/>
pH adjusted?	Yes <input type="checkbox"/> No <input type="checkbox"/>	N/A <input checked="" type="checkbox"/>
pH adjusted by:		

Login Notes: TB not on COC, Placed on hold.

Client Contacted: Date Contacted: Person Contacted:

Contacted By: Regarding:

Comments:

Corrective Action:



Cincinnati, OH
+1 513 733 5336

Fort Collins, CO
+1 970 490 1511

Everett, WA
+1 425 356 2600

Holland, MI
+1 616 399 6070

Chain of Custody Form

HS25060289


Entech Consulting Corp.

Vac to Jal 3-Plains

Page 1 of 2

COC ID: 339957

ALS Project Manager:



Customer Information		Project Information		
Purchase Order	SRS 2003-00117	Project Name	Vac to Jal 3-Plains	A 8260 LL W (BETX)
Work Order		Project Number	SRS 2003-00117	B 8270 Min W (PAH)
Company Name	Entech Consulting Corp.	Bill To Company	Plains All American Pipeline, LP	C
Send Report To	Chan Patel	Invoice Attn	ENV-00 Accounts Payable	D
Address	21 Waterway Avenue Suite 300	Address	c/o ENV-00, Accounts Payable P.O. Box 4648	E
				F
City/State/Zip	The Woodlands, TX 77380	City/State/Zip	Houston TX 77210-4648	G
Phone	(713) 201-5704	Phone	(713) 646-4610	H
Fax	(281) 362-2704	Fax	(713) 646-4199	I
e-Mail Address	chan.patel@entechservice.com	e-Mail Address	apcustomerservice@paalp.com	J

No.	Sample Description	Date	Time	Matrix	Pres.	# Bottles	A	B	C	D	E	F	G	H	I	J	Hold
1	MW-1	6/4/25	1305	W	1	3	X										
2	MW-2	6/5/25	1225	W	1	3	X										
3	MW-3	6/4/25	1450	W	1	3	X										
4	MW-4	6/5/25	1040	W	1	3	X										
5	MW-5	6/5/25	1107	W	1	3	X										
6	MW-6	6/5/25	1020	W	1	3	X										
7	MW-7	6/4/25	1040	W	1	3	X										
8	MW-8	6/5/25	1320	W	1	3	X										
9	MW-9	6/5/25	1213	W	1	3	X										
10	MW-10 RW-1	6/4/25	1200	W	1	3	X										

Sampler(s) Please Print & Sign James White		Shipment Method Pickup		Required Turnaround Time: (Check Box) <input checked="" type="checkbox"/> STD 10 Wk Days <input type="checkbox"/> 5 Wk Days <input type="checkbox"/> 2 Wk Days <input type="checkbox"/> 24 Hour				Results Due Date:			
Relinquished by: <i>[Signature]</i>		Date: 6/6/25 Time: 1000		Received by: <i>[Signature]</i>		Notes: Vac to Jal #3-Plains					
Relinquished by: <i>[Signature]</i>		Date: 6-6-25 Time: 1232		Received by (Laboratory): <i>[Signature]</i>		Cooler ID: 53831		Cooler Temp: 41.1		QC Package: (Check One Box Below)	
Logged by (Laboratory):		Date:		Checked by (Laboratory):		<input type="checkbox"/> Level II Std CC		<input checked="" type="checkbox"/> TRRP Checklist		<input type="checkbox"/> TRRP Level IV	
Preservative Key:		1-HCl 2-HNO ₃ 3-H ₂ SO ₄ 4-NaOH 5-Na ₂ S ₂ O ₃ 6-NaHSO ₄ 7-Other 8-4°C 9-5035									

Note: 1. Any changes must be made in writing once samples and COC Form have been submitted to ALS Environmental.
 2. Unless otherwise agreed in a formal contract, services provided by ALS Environmental are expressly limited to the terms and conditions stated on the reverse.
 3. The Chain of Custody is a legal document. All information must be completed accurately.



Cincinnati, OH
+1 513 733 5336

Everett, WA
+1 425 356 2600

Fort Collins, CO
+1 970 490 1511

Holland, MI
+1 616 399 6070

Chain of Custody Form

Page 2 of 2

COC ID: 339956

Houston, TX
+1 281 530 5656

Middletown, PA
+1 717 944 5541

Spring City, PA
+1 610 948 4903

Salt Lake City, UT
+1 801 266 7700

South Charleston, WV
+1 304 356 3168

York, PA
+1 717 505 5280

ALS Project Manager: _____ ALS Work Order #: _____

Customer Information		Project Information		Parameter/Method Request for Analysis											
Purchase Order	SRS 2003-00117	Project Name	Vac to Jal 3-Plains	A	8260_LL_W(BETX)										
Work Order		Project Number	SRS 2003-00117	B	8270_Min_W(PAH)										
Company Name	Entech Consulting Corp.	Bill To Company	Plains All American Pipeline, LP	C											
Send Report To	Chan Patel	Invoice Attn	ENV-00 Accounts Payable	D											
Address	21 Waterway Avenue Suite 300	Address	c/o ENV-00. Accounts Payable P.O. Box 4648	E											
				F											
City/State/Zip	The Woodlands, TX 77380	City/State/Zip	Houston TX 77210-4648	G											
Phone	(713) 201-5704	Phone	(713) 646-4610	H											
Fax	(281) 362-2704	Fax	(713) 646-4199	I											
e-Mail Address	chan.patel@entechservice.com	e-Mail Address	apcustomerservice@paalp.com	J											

No.	Sample Description	Date	Time	Matrix	Pres.	# Bottles	A	B	C	D	E	F	G	H	I	J	Hold
1	RW-2	6/5/25	1135	W	1	3	X										
2	RW-3	6/5/25	1355	W	1	3	X										
3	RW-4	6/5/25	1445	W	1	3	X										
4	RW-5	6/5/25	1312	W	1	3	X										
5	IW-1	6/5/25	1440	W	1	5	X	X									
6	IW-2	6/5/25	1425	W	1	3	X										
7	IW-3	6/5/25	1510	W	1	5	X	X									
8	DUP	6/5/25	---	W	1	3	X										
9																	
10																	

Sampler(s) Please Print & Sign James White		Shipment Method Pickup		Required Turnaround Time: (Check Box) <input checked="" type="checkbox"/> STD 10 Wk Days <input type="checkbox"/> 5 Wk Days <input type="checkbox"/> 2 Wk Days <input type="checkbox"/> 24 Hour				Results Due Date:	
Relinquished by: [Signature]		Date: 6/6/25		Time: 1000		Received by: [Signature]		Notes: Vac to Jal #3-Plains	
Relinquished by: [Signature]		Date: 6/6/25		Time: 1232		Received by (Laboratory): [Signature]		QC Package: (Check One Box Below)	
Logged by (Laboratory):		Date:		Time:		Checked by (Laboratory):		<input type="checkbox"/> Level II Std QC <input type="checkbox"/> Level II Std QC/Raw Date <input type="checkbox"/> Level IV SW84 B/CLP <input type="checkbox"/> Other	
Preservative Key: 1-HCl 2-HNO ₃ 3-H ₂ SO ₄ 4-NaOH 5-Na ₂ S ₂ O ₃ 6-NaHSO ₄ 7-Other 8-4°C 9-5035									

Note: 1. Any changes must be made in writing once samples and COC Form have been submitted to ALS Environmental.
 2. Unless otherwise agreed in a formal contract, services provided by ALS Environmental are expressly limited to the terms and conditions stated on the reverse.
 3. The Chain of Custody is a legal document. All information must be completed accurately.

Copyright 2011 by ALS Environmental.

August 5, 2025 – Laboratory Analytical Report (HS25080295)



10450 Stancliff Rd. Suite 210
Houston, TX 77099
T: +1 281 530 5656
F: +1 281 530 5887

August 08, 2025

Chan Patel
Entech Consulting Corp.
21 Waterway Avenue
Suite 300
The Woodlands, TX 77380

Work Order: **HS25080295**

Laboratory Results for: **Vac to Jal 3-Plains**

Dear Chan Patel,

ALS Environmental received 16 sample(s) on Aug 07, 2025 for the analysis presented in the following report.

The analytical data provided relates directly to the samples received by ALS Environmental and for only the analyses requested. Results are expressed as "as received" unless otherwise noted.

QC sample results for this data met EPA or laboratory specifications except as noted in the Case Narrative or as noted with qualifiers in the QC batch information. Should this laboratory report need to be reproduced, it should be reproduced in full unless written approval has been obtained by ALS Environmental. Samples will be disposed in 30 days unless storage arrangements are made.

If you have any questions regarding this report, please feel free to call me.

Sincerely,



Generated By: JUMOKE.LAWAL
Andy C. Neir

ALS Houston, US

Date: 08-Aug-25

Client: Entech Consulting Corp.**Project:** Vac to Jal 3-Plains**WorkOrder:** HS25080295**TRRP Laboratory Data
Package Cover Page**

This data package consists of all or some of the following as applicable:

This signature page, the laboratory review checklist, and the following reportable data:

- R1 Field chain-of-custody documentation;
- R2 Sample identification cross-reference;
- R3 Test reports (analytical data sheets) for each environmental sample that includes:
 - a) Items consistent with NELAC Chapter 5,
 - b) dilution factors,
 - c) preparation methods,
 - d) cleanup methods, and
 - e) if required for the project, tentatively identified compounds (TICs).
- R4 Surrogate recovery data including:
 - a) Calculated recovery (%R), and
 - b) The laboratory's surrogate QC limits.
- R5 Test reports/summary forms for blank samples;
- R6 Test reports/summary forms for laboratory control samples (LCSs) including:
 - a) LCS spiking amounts,
 - b) Calculated %R for each analyte, and
 - c) The laboratory's LCS QC limits.
- R7 Test reports for project matrix spike/matrix spike duplicates (MS/MSDs) including:
 - a) Samples associated with the MS/MSD clearly identified,
 - b) MS/MSD spiking amounts,
 - c) Concentration of each MS/MSD analyte measured in the parent and spiked samples,
 - d) Calculated %Rs and relative percent differences (RPDs), and
 - e) The laboratory's MS/MSD QC limits.
- R8 Laboratory analytical duplicate (if applicable) recovery and precision:
 - a) the amount of analyte measured in the duplicate,
 - b) the calculated RPD, and
 - c) the laboratory's QC limits for analytical duplicates.
- R9 List of method quantitation limits (MQLs) and detectability check sample results for each analyte for each method and matrix.
- R10 Other problems or anomalies.
The Exception Report for each "No" or "Not Reviewed (NR)" item in Laboratory Review Checklist and for each analyte, matrix, and method for which the laboratory does not hold NELAC accreditation under the Texas Laboratory Accreditation Program.

ALS Houston, US

Date: 08-Aug-25

Client: Entech Consulting Corp.
Project: Vac to Jal 3-Plains
WorkOrder: HS25080295

**TRRP Laboratory Data
Package Cover Page**

Release Statement: I am responsible for the release of this laboratory data package. This laboratory is NELAC accredited under the Texas Laboratory Accreditation Program for all the methods, analytes and matrices reported in this data package except as noted in the Exception Reports. The data have been reviewed and are technically compliant with the requirements of the methods used, except where noted by the laboratory in the attached exception reports. By my signature below, I affirm to the best of my knowledge, all problems/anomalies, observed by the laboratory have been identified by the laboratory in the Laboratory Review Checklist, and no information affecting the quality of the data has been knowingly withheld.

Check, if applicable: [NA] This laboratory meets an exception under 30 TAC §25.6 and was last inspected by TCEQ or _____ on (enter date of last inspection). Any findings affecting the data in this laboratory data package are noted in the Exception Reports herein. The official signing the cover page of the report in which these data are used is responsible for releasing this data package and is by signature affirming the above release statement is true.



Andy C. Neir

Laboratory Name: ALS Laboratory Group		LRC Date: 08/08/2025					
Project Name: Vac to Jal 3-Plains		Laboratory Job Number: HS25080295					
Reviewer Name: Andy Neir		Prep Batch Number(s): R519298,R519314					
# ¹	A ²	Description	Yes	No	NA ³	NR ⁴	ER# ⁵
R1	OI	Chain-of-custody (C-O-C)					
		Did samples meet the laboratory's standard conditions of sample acceptability upon receipt?	X				
		Were all departures from standard conditions described in an exception report?	X				
R2	OI	Sample and quality control (QC) identification					
		Are all field sample ID numbers cross-referenced to the laboratory ID numbers?	X				
		Are all laboratory ID numbers cross-referenced to the corresponding QC data?	X				
R3	OI	Test reports					
		Were all samples prepared and analyzed within holding times?	X				
		Other than those results < MQL, were all other raw values bracketed by calibration standards?	X				
		Were calculations checked by a peer or supervisor?	X				
		Were all analyte identifications checked by a peer or supervisor?	X				
		Were sample detection limits reported for all analytes not detected?	X				
		Were all results for soil and sediment samples reported on a dry weight basis?			X		
		Were % moisture (or solids) reported for all soil and sediment samples?			X		
		Were bulk soils/solids samples for volatile analysis extracted with methanol per SW-846 Method 5035?			X		
		If required for the project, TICs reported?			X		
R4	O	Surrogate recovery data					
		Were surrogates added prior to extraction?	X				
		Were surrogate percent recoveries in all samples within the laboratory QC limits?		X			1
R5	OI	Test reports/summary forms for blank samples					
		Were appropriate type(s) of blanks analyzed?	X				
		Were blanks analyzed at the appropriate frequency?	X				
		Were method blanks taken through the entire analytical process, including preparation and, if applicable, cleanup procedures?	X				
		Were blank concentrations < MQL?	X				
R6	OI	Laboratory control samples (LCS):					
		Were all COCs included in the LCS?	X				
		Was each LCS taken through the entire analytical procedure, including prep and cleanup steps?	X				
		Were LCSs analyzed at the required frequency?	X				
		Were LCS (and LCSD, if applicable) %Rs within the laboratory QC limits?	X				
		Does the detectability data document the laboratory's capability to detect the COCs at the MDL used to calculate the SDLs?	X				
		Was the LCSD RPD within QC limits?	X				
R7	OI	Matrix spike (MS) and matrix spike duplicate (MSD) data					
		Were the project/method specified analytes included in the MS and MSD?	X				
		Were MS/MSD analyzed at the appropriate frequency?	X				
		Were MS (and MSD, if applicable) %Rs within the laboratory QC limits?		X			1
		Were MS/MSD RPDs within laboratory QC limits?	X				
R8	OI	Analytical duplicate data					
		Were appropriate analytical duplicates analyzed for each matrix?			X		
		Were analytical duplicates analyzed at the appropriate frequency?			X		
		Were RPDs or relative standard deviations within the laboratory QC limits?			X		
R9	OI	Method quantitation limits (MQLs):					
		Are the MQLs for each method analyte included in the laboratory data package?	X				
		Do the MQLs correspond to the concentration of the lowest non-zero calibration standard?	X				
		Are unadjusted MQLs and DCSs included in the laboratory data package?	X				
R10	OI	Other problems/anomalies					
		Are all known problems/anomalies/special conditions noted in this LRC and ER?	X				3
		Were all necessary corrective actions performed for the reported data?	X				
		Was applicable and available technology used to lower the SDL and minimize the matrix interference affects on the sample results?	X				
		Is the laboratory NELAC-accredited under the Texas Laboratory Program for the analytes, matrices and methods associated with this laboratory data package?	X				

Items identified by the letter "R" must be included in the laboratory data package submitted in the TRRP-required report(s). Items identified by the letter "S" should be retained and made available upon request for the appropriate retention period.

O = Organic Analyses; I = Inorganic Analyses (and general chemistry, when applicable); NA = Not Applicable; NR = Not Reviewed;

R# = Exception Report identification number (an Exception Report should be completed for an item if "NR" or "No" is checked).

Laboratory Review Checklist: Supporting Data							
Laboratory Name: ALS Laboratory Group				LRC Date: 08/08/2025			
Project Name: Vac to Jal 3-Plains				Laboratory Job Number: HS25080295			
Reviewer Name: Andy Neir				Prep Batch Number(s): R519298,R519314			
# ¹	A ²	Description	Yes	No	NA ³	NR ⁴	ER# ⁵
S1	OI	Initial calibration (ICAL)					
		Were response factors and/or relative response factors for each analyte within QC limits?	X				
		Were percent RSDs or correlation coefficient criteria met?	X				
		Was the number of standards recommended in the method used for all analytes?	X				
		Were all points generated between the lowest and highest standard used to calculate the curve?	X				
		Are ICAL data available for all instruments used?	X				
		Has the initial calibration curve been verified using an appropriate second source standard?	X				
S2	OI	Initial and continuing calibration verification (ICCV and CCV) and continuing calibration blank (CCB)					
		Was the CCV analyzed at the method-required frequency?	X				
		Were percent differences for each analyte within the method-required QC limits?	X				
		Was the ICAL curve verified for each analyte?	X				
		Was the absolute value of the analyte concentration in the inorganic CCB < MDL?			X		
S3	O	Mass spectral tuning:					
		Was the appropriate compound for the method used for tuning?	X				
		Were ion abundance data within the method-required QC limits?	X				
S4	O	Internal standards (IS):					
		Were IS area counts and retention times within the method-required QC limits?	X				
S5	OI	Raw data (NELAC section 1 appendix A glossary, and section 5.12 or ISO/IEC 17025 section					
		Were the raw data (for example, chromatograms, spectral data) reviewed by an analyst?	X				
		Were data associated with manual integrations flagged on the raw data?	X				
S6	O	Dual column confirmation					
		Did dual column confirmation results meet the method-required QC?			X		
S7	O	Tentatively identified compounds (TICs):					
		If TICs were requested, were the mass spectra and TIC data subject to appropriate checks?			X		
S8	I	Interference Check Sample (ICS) results:					
		Were percent recoveries within method QC limits?			X		
S9	I	Serial dilutions, post digestion spikes, and method of standard additions					
		Were percent differences, recoveries, and the linearity within the QC limits specified in the method?			X		
S10	OI	Method detection limit (MDL) studies					
		Was a MDL study performed for each reported analyte?	X				
		Is the MDL either adjusted or supported by the analysis of DCSs?	X				
S11	OI	Proficiency test reports:					
		Was the laboratory's performance acceptable on the applicable proficiency tests or evaluation studies?	X				
S12	OI	Standards documentation					
		Are all standards used in the analyses NIST-traceable or obtained from other appropriate sources?	X				
S13	OI	Compound/analyte identification procedures					
		Are the procedures for compound/analyte identification documented?	X				
S14	OI	Demonstration of analyst competency (DOC)					
		Was DOC conducted consistent with NELAC Chapter 5C or ISO/IEC 4?	X				
		Is documentation of the analyst's competency up-to-date and on file?	X				
S15	OI	Verification/validation documentation for methods (NELAC Chap 5 or ISO/IEC 17025 Section 5)					
		Are all the methods used to generate the data documented, verified, and validated, where applicable?	X				
S16	OI	Laboratory standard operating procedures (SOPs):					
		Are laboratory SOPs current and on file for each method performed?	X				

Items identified by the letter "R" must be included in the laboratory data package submitted in the TRRP-required report(s). Items identified by the letter "S" should be retained and made available upon request for the appropriate retention period.

O = Organic Analyses; I = Inorganic Analyses (and general chemistry, when applicable);

NA = Not Applicable; NR = Not Reviewed;

R# = Exception Report identification number (an Exception Report should be completed for an item if "NR" or "No" is checked).

Laboratory Review Checklist: Exception Reports	
Laboratory Name: ALS Laboratory Group	LRC Date: 08/08/2025
Project Name: Vac to Jal 3-Plains	Laboratory Number: HS25080295
Reviewer Name: Andy Neir	Prep Batch Number(s): R519298,R519314
ER# ⁵	Description
1	Volatiles Method SW8260, sample MW-1, surrogate 4-Bromofluorobenzene recovered above the control limit. The high surrogate recoveries did not impact the non-detect results for target analytes.
2	Batch R519298, Volatiles Method SW8260, sample HS25080258-01, MS and MSD were performed on unrelated sample
3	A Trip Blank sample (CG-061125-397) was received but was not listed on the chain of custody. Placed on hold.
Items identified by the letter "R" must be included in the laboratory data package submitted in the TRRP-required report(s). Items identified by the letter "S" should be retained and made available upon request for the appropriate retention period. O = Organic Analyses; I = Inorganic Analyses (and general chemistry, when applicable); NA = Not Applicable; NR = Not Reviewed; R# = Exception Report identification number (an Exception Report should be completed for an item if "NR" or "No" is checked).	

ALS Houston, US

Date: 08-Aug-25

Client: Entech Consulting Corp.
Project: Vac to Jal 3-Plains
Work Order: HS25080295

SAMPLE SUMMARY

Lab Samp ID	Client Sample ID	Matrix	TagNo	Collection Date	Date Received	Hold
HS25080295-01	MW-1	Water		05-Aug-2025 11:15	07-Aug-2025 08:55	<input type="checkbox"/>
HS25080295-02	MW-2	Water		05-Aug-2025 12:15	07-Aug-2025 08:55	<input type="checkbox"/>
HS25080295-03	MW-3	Water		05-Aug-2025 09:40	07-Aug-2025 08:55	<input type="checkbox"/>
HS25080295-04	MW-4	Water		05-Aug-2025 11:40	07-Aug-2025 08:55	<input type="checkbox"/>
HS25080295-05	MW-5	Water		05-Aug-2025 14:50	07-Aug-2025 08:55	<input type="checkbox"/>
HS25080295-06	MW-6	Water		05-Aug-2025 10:45	07-Aug-2025 08:55	<input type="checkbox"/>
HS25080295-07	MW-7	Water		05-Aug-2025 10:20	07-Aug-2025 08:55	<input type="checkbox"/>
HS25080295-08	MW-8	Water		05-Aug-2025 13:30	07-Aug-2025 08:55	<input type="checkbox"/>
HS25080295-09	MW-9	Water		05-Aug-2025 13:55	07-Aug-2025 08:55	<input type="checkbox"/>
HS25080295-10	RW-1	Water		05-Aug-2025 15:20	07-Aug-2025 08:55	<input type="checkbox"/>
HS25080295-11	RW-2	Water		05-Aug-2025 12:40	07-Aug-2025 08:55	<input type="checkbox"/>
HS25080295-12	RW-3	Water		05-Aug-2025 10:00	07-Aug-2025 08:55	<input type="checkbox"/>
HS25080295-13	RW-4	Water		05-Aug-2025 14:30	07-Aug-2025 08:55	<input type="checkbox"/>
HS25080295-14	RW-5	Water		05-Aug-2025 13:10	07-Aug-2025 08:55	<input type="checkbox"/>
HS25080295-15	DUP	Water		05-Aug-2025 00:00	07-Aug-2025 08:55	<input type="checkbox"/>
HS25080295-16	Trip Blank	Water	CG-061125 -397	05-Aug-2025 00:00	07-Aug-2025 08:55	<input checked="" type="checkbox"/>

ALS Houston, US

Date: 08-Aug-25

Client: Entech Consulting Corp.
 Project: Vac to Jal 3-Plains
 Sample ID: MW-1
 Collection Date: 05-Aug-2025 11:15

ANALYTICAL REPORT

WorkOrder:HS25080295
 Lab ID:HS25080295-01
 Matrix:Water

ANALYSES	RESULT	QUAL	SDL	MQL	UNITS	DILUTION FACTOR	DATE ANALYZED
LOW LEVEL VOLATILES BY SW8260C		Method:SW8260		Analyst: DP			
Benzene	U		0.28	1.0	ug/L	1	08-Aug-2025 05:32
Ethylbenzene	0.47	J	0.33	2.0	ug/L	1	08-Aug-2025 05:32
m,p-Xylene	0.81	J	0.61	4.0	ug/L	1	08-Aug-2025 05:32
o-Xylene	U		0.31	2.0	ug/L	1	08-Aug-2025 05:32
Toluene	U		0.33	2.0	ug/L	1	08-Aug-2025 05:32
Xylenes, Total	U		0.92	6.0	ug/L	1	08-Aug-2025 05:32
Surr: 1,2-Dichloroethane-d4	98.1			70-126	%REC	1	08-Aug-2025 05:32
Surr: 4-Bromofluorobenzene	122	S		77-113	%REC	1	08-Aug-2025 05:32
Surr: Dibromofluoromethane	96.4			77-123	%REC	1	08-Aug-2025 05:32
Surr: Toluene-d8	105			82-127	%REC	1	08-Aug-2025 05:32

Note: See Qualifiers Page for a list of qualifiers and their explanation.

ALS Houston, US

Date: 08-Aug-25

Client: Entech Consulting Corp.
 Project: Vac to Jal 3-Plains
 Sample ID: MW-2
 Collection Date: 05-Aug-2025 12:15

ANALYTICAL REPORT

WorkOrder:HS25080295
 Lab ID:HS25080295-02
 Matrix:Water

ANALYSES	RESULT	QUAL	SDL	MQL	UNITS	DILUTION FACTOR	DATE ANALYZED
LOW LEVEL VOLATILES BY SW8260C		Method:SW8260		Analyst: DP			
Benzene	U		0.28	1.0	ug/L	1	08-Aug-2025 05:54
Ethylbenzene	U		0.33	2.0	ug/L	1	08-Aug-2025 05:54
m,p-Xylene	U		0.61	4.0	ug/L	1	08-Aug-2025 05:54
o-Xylene	U		0.31	2.0	ug/L	1	08-Aug-2025 05:54
Toluene	U		0.33	2.0	ug/L	1	08-Aug-2025 05:54
Xylenes, Total	U		0.92	6.0	ug/L	1	08-Aug-2025 05:54
Surr: 1,2-Dichloroethane-d4	101			70-126	%REC	1	08-Aug-2025 05:54
Surr: 4-Bromofluorobenzene	97.7			77-113	%REC	1	08-Aug-2025 05:54
Surr: Dibromofluoromethane	95.0			77-123	%REC	1	08-Aug-2025 05:54
Surr: Toluene-d8	98.8			82-127	%REC	1	08-Aug-2025 05:54

Note: See Qualifiers Page for a list of qualifiers and their explanation.

ALS Houston, US

Date: 08-Aug-25

Client: Entech Consulting Corp.
 Project: Vac to Jal 3-Plains
 Sample ID: MW-3
 Collection Date: 05-Aug-2025 09:40

ANALYTICAL REPORT

WorkOrder:HS25080295
 Lab ID:HS25080295-03
 Matrix:Water

ANALYSES	RESULT	QUAL	SDL	MQL	UNITS	DILUTION FACTOR	DATE ANALYZED
LOW LEVEL VOLATILES BY SW8260C		Method:SW8260		Analyst: DP			
Benzene	U		0.28	1.0	ug/L	1	08-Aug-2025 06:16
Ethylbenzene	U		0.33	2.0	ug/L	1	08-Aug-2025 06:16
m,p-Xylene	U		0.61	4.0	ug/L	1	08-Aug-2025 06:16
o-Xylene	U		0.31	2.0	ug/L	1	08-Aug-2025 06:16
Toluene	U		0.33	2.0	ug/L	1	08-Aug-2025 06:16
Xylenes, Total	U		0.92	6.0	ug/L	1	08-Aug-2025 06:16
Surr: 1,2-Dichloroethane-d4	94.4			70-126	%REC	1	08-Aug-2025 06:16
Surr: 4-Bromofluorobenzene	99.8			77-113	%REC	1	08-Aug-2025 06:16
Surr: Dibromofluoromethane	96.2			77-123	%REC	1	08-Aug-2025 06:16
Surr: Toluene-d8	102			82-127	%REC	1	08-Aug-2025 06:16

Note: See Qualifiers Page for a list of qualifiers and their explanation.

ALS Houston, US

Date: 08-Aug-25

Client: Entech Consulting Corp.
 Project: Vac to Jal 3-Plains
 Sample ID: MW-4
 Collection Date: 05-Aug-2025 11:40

ANALYTICAL REPORT

WorkOrder:HS25080295
 Lab ID:HS25080295-04
 Matrix:Water

ANALYSES	RESULT	QUAL	SDL	MQL	UNITS	DILUTION FACTOR	DATE ANALYZED
LOW LEVEL VOLATILES BY SW8260C		Method:SW8260		Analyst: DP			
Benzene	U		0.28	1.0	ug/L	1	08-Aug-2025 02:30
Ethylbenzene	U		0.33	2.0	ug/L	1	08-Aug-2025 02:30
m,p-Xylene	U		0.61	4.0	ug/L	1	08-Aug-2025 02:30
o-Xylene	U		0.31	2.0	ug/L	1	08-Aug-2025 02:30
Toluene	U		0.33	2.0	ug/L	1	08-Aug-2025 02:30
Xylenes, Total	U		0.92	6.0	ug/L	1	08-Aug-2025 02:30
Surr: 1,2-Dichloroethane-d4	106			70-126	%REC	1	08-Aug-2025 02:30
Surr: 4-Bromofluorobenzene	97.3			77-113	%REC	1	08-Aug-2025 02:30
Surr: Dibromofluoromethane	110			77-123	%REC	1	08-Aug-2025 02:30
Surr: Toluene-d8	86.1			82-127	%REC	1	08-Aug-2025 02:30

Note: See Qualifiers Page for a list of qualifiers and their explanation.

ALS Houston, US

Date: 08-Aug-25

Client: Entech Consulting Corp.
 Project: Vac to Jal 3-Plains
 Sample ID: MW-5
 Collection Date: 05-Aug-2025 14:50

ANALYTICAL REPORT

WorkOrder:HS25080295
 Lab ID:HS25080295-05
 Matrix:Water

ANALYSES	RESULT	QUAL	SDL	MQL	UNITS	DILUTION FACTOR	DATE ANALYZED
LOW LEVEL VOLATILES BY SW8260C		Method:SW8260		Analyst: DP			
Benzene	U		0.28	1.0	ug/L	1	08-Aug-2025 02:55
Ethylbenzene	U		0.33	2.0	ug/L	1	08-Aug-2025 02:55
m,p-Xylene	U		0.61	4.0	ug/L	1	08-Aug-2025 02:55
o-Xylene	U		0.31	2.0	ug/L	1	08-Aug-2025 02:55
Toluene	U		0.33	2.0	ug/L	1	08-Aug-2025 02:55
Xylenes, Total	U		0.92	6.0	ug/L	1	08-Aug-2025 02:55
Surr: 1,2-Dichloroethane-d4	106			70-126	%REC	1	08-Aug-2025 02:55
Surr: 4-Bromofluorobenzene	96.3			77-113	%REC	1	08-Aug-2025 02:55
Surr: Dibromofluoromethane	111			77-123	%REC	1	08-Aug-2025 02:55
Surr: Toluene-d8	86.1			82-127	%REC	1	08-Aug-2025 02:55

Note: See Qualifiers Page for a list of qualifiers and their explanation.

ALS Houston, US

Date: 08-Aug-25

Client: Entech Consulting Corp.
 Project: Vac to Jal 3-Plains
 Sample ID: MW-6
 Collection Date: 05-Aug-2025 10:45

ANALYTICAL REPORT

WorkOrder:HS25080295
 Lab ID:HS25080295-06
 Matrix:Water

ANALYSES	RESULT	QUAL	SDL	MQL	UNITS	DILUTION FACTOR	DATE ANALYZED
LOW LEVEL VOLATILES BY SW8260C		Method:SW8260		Analyst: DP			
Benzene	U		0.28	1.0	ug/L	1	08-Aug-2025 03:19
Ethylbenzene	U		0.33	2.0	ug/L	1	08-Aug-2025 03:19
m,p-Xylene	U		0.61	4.0	ug/L	1	08-Aug-2025 03:19
o-Xylene	U		0.31	2.0	ug/L	1	08-Aug-2025 03:19
Toluene	U		0.33	2.0	ug/L	1	08-Aug-2025 03:19
Xylenes, Total	U		0.92	6.0	ug/L	1	08-Aug-2025 03:19
Surr: 1,2-Dichloroethane-d4	102			70-126	%REC	1	08-Aug-2025 03:19
Surr: 4-Bromofluorobenzene	97.0			77-113	%REC	1	08-Aug-2025 03:19
Surr: Dibromofluoromethane	109			77-123	%REC	1	08-Aug-2025 03:19
Surr: Toluene-d8	87.6			82-127	%REC	1	08-Aug-2025 03:19

Note: See Qualifiers Page for a list of qualifiers and their explanation.

ALS Houston, US

Date: 08-Aug-25

Client: Entech Consulting Corp.
 Project: Vac to Jal 3-Plains
 Sample ID: MW-7
 Collection Date: 05-Aug-2025 10:20

ANALYTICAL REPORT

WorkOrder:HS25080295
 Lab ID:HS25080295-07
 Matrix:Water

ANALYSES	RESULT	QUAL	SDL	MQL	UNITS	DILUTION FACTOR	DATE ANALYZED
LOW LEVEL VOLATILES BY SW8260C		Method:SW8260		Analyst: DP			
Benzene	U		0.28	1.0	ug/L	1	08-Aug-2025 03:43
Ethylbenzene	U		0.33	2.0	ug/L	1	08-Aug-2025 03:43
m,p-Xylene	U		0.61	4.0	ug/L	1	08-Aug-2025 03:43
o-Xylene	U		0.31	2.0	ug/L	1	08-Aug-2025 03:43
Toluene	U		0.33	2.0	ug/L	1	08-Aug-2025 03:43
Xylenes, Total	U		0.92	6.0	ug/L	1	08-Aug-2025 03:43
Surr: 1,2-Dichloroethane-d4	106			70-126	%REC	1	08-Aug-2025 03:43
Surr: 4-Bromofluorobenzene	96.0			77-113	%REC	1	08-Aug-2025 03:43
Surr: Dibromofluoromethane	108			77-123	%REC	1	08-Aug-2025 03:43
Surr: Toluene-d8	87.8			82-127	%REC	1	08-Aug-2025 03:43

Note: See Qualifiers Page for a list of qualifiers and their explanation.

ALS Houston, US

Date: 08-Aug-25

Client: Entech Consulting Corp.
 Project: Vac to Jal 3-Plains
 Sample ID: MW-8
 Collection Date: 05-Aug-2025 13:30

ANALYTICAL REPORT

WorkOrder:HS25080295
 Lab ID:HS25080295-08
 Matrix:Water

ANALYSES	RESULT	QUAL	SDL	MQL	UNITS	DILUTION FACTOR	DATE ANALYZED
LOW LEVEL VOLATILES BY SW8260C		Method:SW8260		Analyst: DP			
Benzene	U		0.28	1.0	ug/L	1	08-Aug-2025 04:07
Ethylbenzene	U		0.33	2.0	ug/L	1	08-Aug-2025 04:07
m,p-Xylene	U		0.61	4.0	ug/L	1	08-Aug-2025 04:07
o-Xylene	U		0.31	2.0	ug/L	1	08-Aug-2025 04:07
Toluene	U		0.33	2.0	ug/L	1	08-Aug-2025 04:07
Xylenes, Total	U		0.92	6.0	ug/L	1	08-Aug-2025 04:07
Surr: 1,2-Dichloroethane-d4	102			70-126	%REC	1	08-Aug-2025 04:07
Surr: 4-Bromofluorobenzene	97.8			77-113	%REC	1	08-Aug-2025 04:07
Surr: Dibromofluoromethane	106			77-123	%REC	1	08-Aug-2025 04:07
Surr: Toluene-d8	87.1			82-127	%REC	1	08-Aug-2025 04:07

Note: See Qualifiers Page for a list of qualifiers and their explanation.

ALS Houston, US

Date: 08-Aug-25

Client: Entech Consulting Corp.
 Project: Vac to Jal 3-Plains
 Sample ID: MW-9
 Collection Date: 05-Aug-2025 13:55

ANALYTICAL REPORT

WorkOrder:HS25080295
 Lab ID:HS25080295-09
 Matrix:Water

ANALYSES	RESULT	QUAL	SDL	MQL	UNITS	DILUTION FACTOR	DATE ANALYZED
LOW LEVEL VOLATILES BY SW8260C		Method:SW8260		Analyst: DP			
Benzene	U		0.28	1.0	ug/L	1	08-Aug-2025 04:31
Ethylbenzene	U		0.33	2.0	ug/L	1	08-Aug-2025 04:31
m,p-Xylene	U		0.61	4.0	ug/L	1	08-Aug-2025 04:31
o-Xylene	U		0.31	2.0	ug/L	1	08-Aug-2025 04:31
Toluene	U		0.33	2.0	ug/L	1	08-Aug-2025 04:31
Xylenes, Total	U		0.92	6.0	ug/L	1	08-Aug-2025 04:31
Surr: 1,2-Dichloroethane-d4	108			70-126	%REC	1	08-Aug-2025 04:31
Surr: 4-Bromofluorobenzene	95.3			77-113	%REC	1	08-Aug-2025 04:31
Surr: Dibromofluoromethane	113			77-123	%REC	1	08-Aug-2025 04:31
Surr: Toluene-d8	86.3			82-127	%REC	1	08-Aug-2025 04:31

Note: See Qualifiers Page for a list of qualifiers and their explanation.

ALS Houston, US

Date: 08-Aug-25

Client: Entech Consulting Corp.
 Project: Vac to Jal 3-Plains
 Sample ID: RW-1
 Collection Date: 05-Aug-2025 15:20

ANALYTICAL REPORT

WorkOrder:HS25080295
 Lab ID:HS25080295-10
 Matrix:Water

ANALYSES	RESULT	QUAL	SDL	MQL	UNITS	DILUTION FACTOR	DATE ANALYZED
LOW LEVEL VOLATILES BY SW8260C		Method:SW8260		Analyst: DP			
Benzene	U		0.28	1.0	ug/L	1	08-Aug-2025 04:55
Ethylbenzene	U		0.33	2.0	ug/L	1	08-Aug-2025 04:55
m,p-Xylene	U		0.61	4.0	ug/L	1	08-Aug-2025 04:55
o-Xylene	U		0.31	2.0	ug/L	1	08-Aug-2025 04:55
Toluene	U		0.33	2.0	ug/L	1	08-Aug-2025 04:55
Xylenes, Total	U		0.92	6.0	ug/L	1	08-Aug-2025 04:55
Surr: 1,2-Dichloroethane-d4	100			70-126	%REC	1	08-Aug-2025 04:55
Surr: 4-Bromofluorobenzene	95.8			77-113	%REC	1	08-Aug-2025 04:55
Surr: Dibromofluoromethane	107			77-123	%REC	1	08-Aug-2025 04:55
Surr: Toluene-d8	88.3			82-127	%REC	1	08-Aug-2025 04:55

Note: See Qualifiers Page for a list of qualifiers and their explanation.

ALS Houston, US

Date: 08-Aug-25

Client: Entech Consulting Corp.
 Project: Vac to Jal 3-Plains
 Sample ID: RW-2
 Collection Date: 05-Aug-2025 12:40

ANALYTICAL REPORT

WorkOrder:HS25080295
 Lab ID:HS25080295-11
 Matrix:Water

ANALYSES	RESULT	QUAL	SDL	MQL	UNITS	DILUTION FACTOR	DATE ANALYZED
LOW LEVEL VOLATILES BY SW8260C		Method:SW8260		Analyst: DP			
Benzene	U		0.28	1.0	ug/L	1	08-Aug-2025 05:19
Ethylbenzene	U		0.33	2.0	ug/L	1	08-Aug-2025 05:19
m,p-Xylene	U		0.61	4.0	ug/L	1	08-Aug-2025 05:19
o-Xylene	U		0.31	2.0	ug/L	1	08-Aug-2025 05:19
Toluene	U		0.33	2.0	ug/L	1	08-Aug-2025 05:19
Xylenes, Total	U		0.92	6.0	ug/L	1	08-Aug-2025 05:19
Surr: 1,2-Dichloroethane-d4	105			70-126	%REC	1	08-Aug-2025 05:19
Surr: 4-Bromofluorobenzene	96.5			77-113	%REC	1	08-Aug-2025 05:19
Surr: Dibromofluoromethane	109			77-123	%REC	1	08-Aug-2025 05:19
Surr: Toluene-d8	86.9			82-127	%REC	1	08-Aug-2025 05:19

Note: See Qualifiers Page for a list of qualifiers and their explanation.

ALS Houston, US

Date: 08-Aug-25

Client: Entech Consulting Corp.
 Project: Vac to Jal 3-Plains
 Sample ID: RW-3
 Collection Date: 05-Aug-2025 10:00

ANALYTICAL REPORT

WorkOrder:HS25080295
 Lab ID:HS25080295-12
 Matrix:Water

ANALYSES	RESULT	QUAL	SDL	MQL	UNITS	DILUTION FACTOR	DATE ANALYZED
LOW LEVEL VOLATILES BY SW8260C		Method:SW8260		Analyst: DP			
Benzene	U		0.28	1.0	ug/L	1	08-Aug-2025 05:44
Ethylbenzene	0.99	J	0.33	2.0	ug/L	1	08-Aug-2025 05:44
m,p-Xylene	8.7		0.61	4.0	ug/L	1	08-Aug-2025 05:44
o-Xylene	1.2	J	0.31	2.0	ug/L	1	08-Aug-2025 05:44
Toluene	U		0.33	2.0	ug/L	1	08-Aug-2025 05:44
Xylenes, Total	9.9		0.92	6.0	ug/L	1	08-Aug-2025 05:44
Surr: 1,2-Dichloroethane-d4	105			70-126	%REC	1	08-Aug-2025 05:44
Surr: 4-Bromofluorobenzene	98.0			77-113	%REC	1	08-Aug-2025 05:44
Surr: Dibromofluoromethane	107			77-123	%REC	1	08-Aug-2025 05:44
Surr: Toluene-d8	88.9			82-127	%REC	1	08-Aug-2025 05:44

Note: See Qualifiers Page for a list of qualifiers and their explanation.

ALS Houston, US

Date: 08-Aug-25

Client: Entech Consulting Corp.
 Project: Vac to Jal 3-Plains
 Sample ID: RW-4
 Collection Date: 05-Aug-2025 14:30

ANALYTICAL REPORT

WorkOrder:HS25080295
 Lab ID:HS25080295-13
 Matrix:Water

ANALYSES	RESULT	QUAL	SDL	MQL	UNITS	DILUTION FACTOR	DATE ANALYZED
LOW LEVEL VOLATILES BY SW8260C		Method:SW8260		Analyst: DP			
Benzene	U		0.28	1.0	ug/L	1	08-Aug-2025 06:08
Ethylbenzene	U		0.33	2.0	ug/L	1	08-Aug-2025 06:08
m,p-Xylene	U		0.61	4.0	ug/L	1	08-Aug-2025 06:08
o-Xylene	U		0.31	2.0	ug/L	1	08-Aug-2025 06:08
Toluene	U		0.33	2.0	ug/L	1	08-Aug-2025 06:08
Xylenes, Total	U		0.92	6.0	ug/L	1	08-Aug-2025 06:08
Surr: 1,2-Dichloroethane-d4	107			70-126	%REC	1	08-Aug-2025 06:08
Surr: 4-Bromofluorobenzene	96.2			77-113	%REC	1	08-Aug-2025 06:08
Surr: Dibromofluoromethane	112			77-123	%REC	1	08-Aug-2025 06:08
Surr: Toluene-d8	85.1			82-127	%REC	1	08-Aug-2025 06:08

Note: See Qualifiers Page for a list of qualifiers and their explanation.

ALS Houston, US

Date: 08-Aug-25

Client: Entech Consulting Corp.
 Project: Vac to Jal 3-Plains
 Sample ID: RW-5
 Collection Date: 05-Aug-2025 13:10

ANALYTICAL REPORT

WorkOrder:HS25080295
 Lab ID:HS25080295-14
 Matrix:Water

ANALYSES	RESULT	QUAL	SDL	MQL	UNITS	DILUTION FACTOR	DATE ANALYZED
LOW LEVEL VOLATILES BY SW8260C		Method:SW8260		Analyst: DP			
Benzene	0.34	J	0.28	1.0	ug/L	1	08-Aug-2025 06:32
Ethylbenzene	U		0.33	2.0	ug/L	1	08-Aug-2025 06:32
m,p-Xylene	U		0.61	4.0	ug/L	1	08-Aug-2025 06:32
o-Xylene	U		0.31	2.0	ug/L	1	08-Aug-2025 06:32
Toluene	U		0.33	2.0	ug/L	1	08-Aug-2025 06:32
Xylenes, Total	U		0.92	6.0	ug/L	1	08-Aug-2025 06:32
Surr: 1,2-Dichloroethane-d4	105			70-126	%REC	1	08-Aug-2025 06:32
Surr: 4-Bromofluorobenzene	96.8			77-113	%REC	1	08-Aug-2025 06:32
Surr: Dibromofluoromethane	111			77-123	%REC	1	08-Aug-2025 06:32
Surr: Toluene-d8	86.5			82-127	%REC	1	08-Aug-2025 06:32

Note: See Qualifiers Page for a list of qualifiers and their explanation.

ALS Houston, US

Date: 08-Aug-25

Client: Entech Consulting Corp.
 Project: Vac to Jal 3-Plains
 Sample ID: DUP
 Collection Date: 05-Aug-2025 00:00

ANALYTICAL REPORT

WorkOrder:HS25080295
 Lab ID:HS25080295-15
 Matrix:Water

ANALYSES	RESULT	QUAL	SDL	MLL	UNITS	DILUTION FACTOR	DATE ANALYZED
LOW LEVEL VOLATILES BY SW8260C		Method:SW8260		Analyst: DP			
Benzene	U		0.28	1.0	ug/L	1	08-Aug-2025 06:56
Ethylbenzene	1.1	J	0.33	2.0	ug/L	1	08-Aug-2025 06:56
m,p-Xylene	9.2		0.61	4.0	ug/L	1	08-Aug-2025 06:56
o-Xylene	1.2	J	0.31	2.0	ug/L	1	08-Aug-2025 06:56
Toluene	U		0.33	2.0	ug/L	1	08-Aug-2025 06:56
Xylenes, Total	10		0.92	6.0	ug/L	1	08-Aug-2025 06:56
Surr: 1,2-Dichloroethane-d4	104			70-126	%REC	1	08-Aug-2025 06:56
Surr: 4-Bromofluorobenzene	97.7			77-113	%REC	1	08-Aug-2025 06:56
Surr: Dibromofluoromethane	111			77-123	%REC	1	08-Aug-2025 06:56
Surr: Toluene-d8	87.4			82-127	%REC	1	08-Aug-2025 06:56

Note: See Qualifiers Page for a list of qualifiers and their explanation.

ALS Houston, US

Date: 08-Aug-25

Client: Entech Consulting Corp.
Project: Vac to Jal 3-Plains
WorkOrder: HS25080295

DATES REPORT

Sample ID	Client Samp ID	Collection Date	Leachate Date	Prep Date	Analysis Date	DF
Batch ID: R519298 (0)		Test Name : LOW LEVEL VOLATILES BY SW8260C			Matrix: Water	
HS25080295-04	MW-4	05 Aug 2025 11:40			08 Aug 2025 02:30	1
HS25080295-05	MW-5	05 Aug 2025 14:50			08 Aug 2025 02:55	1
HS25080295-06	MW-6	05 Aug 2025 10:45			08 Aug 2025 03:19	1
HS25080295-07	MW-7	05 Aug 2025 10:20			08 Aug 2025 03:43	1
HS25080295-08	MW-8	05 Aug 2025 13:30			08 Aug 2025 04:07	1
HS25080295-09	MW-9	05 Aug 2025 13:55			08 Aug 2025 04:31	1
HS25080295-10	RW-1	05 Aug 2025 15:20			08 Aug 2025 04:55	1
HS25080295-11	RW-2	05 Aug 2025 12:40			08 Aug 2025 05:19	1
HS25080295-12	RW-3	05 Aug 2025 10:00			08 Aug 2025 05:44	1
HS25080295-13	RW-4	05 Aug 2025 14:30			08 Aug 2025 06:08	1
HS25080295-14	RW-5	05 Aug 2025 13:10			08 Aug 2025 06:32	1
HS25080295-15	DUP	05 Aug 2025 00:00			08 Aug 2025 06:56	1
Batch ID: R519314 (0)		Test Name : LOW LEVEL VOLATILES BY SW8260C			Matrix: Water	
HS25080295-01	MW-1	05 Aug 2025 11:15			08 Aug 2025 05:32	1
HS25080295-02	MW-2	05 Aug 2025 12:15			08 Aug 2025 05:54	1
HS25080295-03	MW-3	05 Aug 2025 09:40			08 Aug 2025 06:16	1

ALS Houston, US

Date: 08-Aug-25

WorkOrder: HS25080295
 InstrumentID: VOA11
 Test Code: 8260_LL_W
 Test Number: SW8260
 Test Name: Low Level Volatiles by SW8260C

METHOD DETECTION / REPORTING LIMITS

Matrix: Aqueous **Units:** µg/L

Type	Analyte	CAS	DCS Spike	DCS	MDL	PQL
A	Benzene	71-43-2	0.50	0.47	0.28	1.0
A	Ethylbenzene	100-41-4	1.0	1.0	0.33	2.0
A	m,p-Xylene	179601-23-1	2.0	1.8	0.61	4.0
A	o-Xylene	95-47-6	1.0	0.84	0.31	2.0
A	Toluene	108-88-3	1.0	1.0	0.33	2.0
A	Xylenes, Total	1330-20-7	3.0	2.6	0.92	6.0
S	1,2-Dichloroethane-d4	17060-07-0	0	0	0	1.0
S	4-Bromofluorobenzene	460-00-4	0	0	0	1.0
S	Dibromofluoromethane	1868-53-7	0	0	0	1.0
S	Toluene-d8	2037-26-5	0	0	0	1.0

ALS Houston, US

Date: 08-Aug-25

WorkOrder: HS25080295
InstrumentID: VOA14
Test Code: 8260_LL_W
Test Number: SW8260
Test Name: Low Level Volatiles by SW8260C

**METHOD DETECTION /
REPORTING LIMITS**

Matrix: Aqueous **Units:** µg/L

Type	Analyte	CAS	DCS Spike	DCS	MDL	PQL
A	Benzene	71-43-2	0.50	0.59	0.28	1.0
A	Ethylbenzene	100-41-4	1.0	0.98	0.33	2.0
A	m,p-Xylene	179601-23-1	2.0	2.2	0.61	4.0
A	o-Xylene	95-47-6	1.0	1.0	0.31	2.0
A	Toluene	108-88-3	1.0	1.1	0.33	2.0
A	Xylenes, Total	1330-20-7	3.0	3.2	0.92	6.0
S	1,2-Dichloroethane-d4	17060-07-0	0	0	0	1.0
S	4-Bromofluorobenzene	460-00-4	0	0	0	1.0
S	Dibromofluoromethane	1868-53-7	0	0	0	1.0
S	Toluene-d8	2037-26-5	0	0	0	1.0

ALS Houston, US

Date: 08-Aug-25

Client: Entech Consulting Corp.
Project: Vac to Jal 3-Plains
WorkOrder: HS25080295

QC BATCH REPORT

Batch ID: R519298 (0)		Instrument: VOA14		Method: LOW LEVEL VOLATILES BY SW8260C					
MBLK	Sample ID: MBLK	Units: ug/L			Analysis Date: 08-Aug-2025 00:06				
Client ID:	Run ID: VOA14_519298	SeqNo: 8976971		PrepDate:		DF: 1			
Analyte	Result	MLQ	SPK Val	SPK Ref Value	%REC	Control Limit	RPD Ref Value	%RPD	RPD Limit Qual

Benzene	U	1.0							
Ethylbenzene	U	2.0							
m,p-Xylene	U	4.0							
o-Xylene	U	2.0							
Toluene	U	2.0							
Xylenes, Total	U	6.0							
Surr: 1,2-Dichloroethane-d4	50.84	1.0	50	0	102	70 - 123			
Surr: 4-Bromofluorobenzene	47.85	1.0	50	0	95.7	77 - 113			
Surr: Dibromofluoromethane	53.18	1.0	50	0	106	73 - 126			
Surr: Toluene-d8	43.61	1.0	50	0	87.2	81 - 120			

LCS	Sample ID: LCS	Units: ug/L			Analysis Date: 07-Aug-2025 22:29				
Client ID:	Run ID: VOA14_519298	SeqNo: 8976968		PrepDate:		DF: 1			
Analyte	Result	MLQ	SPK Val	SPK Ref Value	%REC	Control Limit	RPD Ref Value	%RPD	RPD Limit Qual

Benzene	23.7	1.0	20	0	119	74 - 120			
Ethylbenzene	20.61	2.0	20	0	103	77 - 117			
m,p-Xylene	42.2	4.0	40	0	105	77 - 122			
o-Xylene	20.76	2.0	20	0	104	75 - 119			
Toluene	20.33	2.0	20	0	102	77 - 118			
Xylenes, Total	62.95	6.0	60	0	105	75 - 122			
Surr: 1,2-Dichloroethane-d4	52.12	1.0	50	0	104	70 - 123			
Surr: 4-Bromofluorobenzene	49.21	1.0	50	0	98.4	77 - 113			
Surr: Dibromofluoromethane	54.39	1.0	50	0	109	73 - 126			
Surr: Toluene-d8	44.08	1.0	50	0	88.2	81 - 120			

ALS Houston, US

Date: 08-Aug-25

Client: Entech Consulting Corp.
Project: Vac to Jal 3-Plains
WorkOrder: HS25080295

QC BATCH REPORT

Batch ID: R519298 (0) **Instrument:** VOA14 **Method:** LOW LEVEL VOLATILES BY SW8260C

LCSD		Sample ID: LCSD		Units: ug/L		Analysis Date: 07-Aug-2025 22:53				
Client ID:		Run ID: VOA14_519298		SeqNo: 8976969		PrepDate:		DF: 1		
Analyte	Result	MQL	SPK Val	SPK Ref Value	%REC	Control Limit	RPD Ref Value	%RPD	RPD Limit	Qual
Benzene	23.36	1.0	20	0	117	74 - 120	23.7	1.43	20	
Ethylbenzene	20.89	2.0	20	0	104	77 - 117	20.61	1.33	20	
m,p-Xylene	42.63	4.0	40	0	107	77 - 122	42.2	1.02	20	
o-Xylene	21.05	2.0	20	0	105	75 - 119	20.76	1.42	20	
Toluene	20.56	2.0	20	0	103	77 - 118	20.33	1.09	20	
Xylenes, Total	63.68	6.0	60	0	106	75 - 122	62.95	1.15	20	
Surr: 1,2-Dichloroethane-d4	51.46	1.0	50	0	103	70 - 123	52.12	1.27	20	
Surr: 4-Bromofluorobenzene	49.83	1.0	50	0	99.7	77 - 113	49.21	1.24	20	
Surr: Dibromofluoromethane	54.61	1.0	50	0	109	73 - 126	54.39	0.402	20	
Surr: Toluene-d8	44.62	1.0	50	0	89.2	81 - 120	44.08	1.2	20	

MS		Sample ID: HS25080258-01MS		Units: ug/L		Analysis Date: 08-Aug-2025 07:20				
Client ID:		Run ID: VOA14_519298		SeqNo: 8976986		PrepDate:		DF: 20		
Analyte	Result	MQL	SPK Val	SPK Ref Value	%REC	Control Limit	RPD Ref Value	%RPD	RPD Limit	Qual
Benzene	531.1	20	400	0.06	133	70 - 127				S
Ethylbenzene	448.6	40	400	0	112	70 - 124				
m,p-Xylene	915	80	800	0.14	114	70 - 130				
o-Xylene	448.2	40	400	0.1	112	70 - 124				
Toluene	440.4	40	400	1.34	110	70 - 123				
Xylenes, Total	1363	120	1200	0	114	70 - 130				
Surr: 1,2-Dichloroethane-d4	1017	20	1000	0	102	70 - 126				
Surr: 4-Bromofluorobenzene	972.1	20	1000	0	97.2	77 - 113				
Surr: Dibromofluoromethane	1101	20	1000	0	110	77 - 123				
Surr: Toluene-d8	859.5	20	1000	0	86.0	82 - 127				

ALS Houston, US

Date: 08-Aug-25

Client: Entech Consulting Corp.
Project: Vac to Jal 3-Plains
WorkOrder: HS25080295

QC BATCH REPORT

Batch ID: R519298 (0)		Instrument: VOA14		Method: LOW LEVEL VOLATILES BY SW8260C							
MSD	Sample ID: HS25080258-01MSD	Units: ug/L			Analysis Date: 08-Aug-2025 07:44						
Client ID:	Run ID: VOA14_519298	SeqNo: 8976987		PrepDate:			DF: 20				
Analyte	Result	MQL	SPK Val	SPK Ref Value	%REC	Control Limit	RPD Ref Value	%RPD	RPD Limit	Qual	

Benzene	532.2	20	400	0.06	133	70 - 127	531.1	0.199	20	S
Ethylbenzene	438.4	40	400	0	110	70 - 124	448.6	2.3	20	
m,p-Xylene	889.3	80	800	0.14	111	70 - 130	915	2.85	20	
o-Xylene	441.2	40	400	0.1	110	70 - 124	448.2	1.59	20	
Toluene	431.2	40	400	1.34	107	70 - 123	440.4	2.12	20	
Xylenes, Total	1330	120	1200	0	111	70 - 130	1363	2.43	20	
Surr: 1,2-Dichloroethane-d4	1051	20	1000	0	105	70 - 126	1017	3.23	20	
Surr: 4-Bromofluorobenzene	986.3	20	1000	0	98.6	77 - 113	972.1	1.46	20	
Surr: Dibromofluoromethane	1091	20	1000	0	109	77 - 123	1101	0.965	20	
Surr: Toluene-d8	861.1	20	1000	0	86.1	82 - 127	859.5	0.186	20	

The following samples were analyzed in this batch:

HS25080295-04	HS25080295-05	HS25080295-06	HS25080295-07
HS25080295-08	HS25080295-09	HS25080295-10	HS25080295-11
HS25080295-12	HS25080295-13	HS25080295-14	HS25080295-15

ALS Houston, US

Date: 08-Aug-25

Client: Entech Consulting Corp.
Project: Vac to Jal 3-Plains
WorkOrder: HS25080295

QC BATCH REPORT

Batch ID: R519314 (0)	Instrument: VOA11	Method: LOW LEVEL VOLATILES BY SW8260C
--------------------------------	--------------------------	-----------------------------------------------

MBLK		Sample ID: MBLK		Units: ug/L		Analysis Date: 07-Aug-2025 22:54			
Client ID:		Run ID: VOA11_519314		SeqNo: 8977349		PrepDate:		DF: 1	
Analyte	Result	MLQ	SPK Val	SPK Ref Value	%REC	Control Limit	RPD Ref Value	%RPD	RPD Limit Qual
Benzene	U	1.0							
Ethylbenzene	U	2.0							
m,p-Xylene	U	4.0							
o-Xylene	U	2.0							
Toluene	U	2.0							
Xylenes, Total	U	6.0							
<i>Surr: 1,2-Dichloroethane-d4</i>	<i>50.57</i>	<i>1.0</i>	<i>50</i>	<i>0</i>	<i>101</i>	<i>70 - 123</i>			
<i>Surr: 4-Bromofluorobenzene</i>	<i>48.79</i>	<i>1.0</i>	<i>50</i>	<i>0</i>	<i>97.6</i>	<i>77 - 113</i>			
<i>Surr: Dibromofluoromethane</i>	<i>48.21</i>	<i>1.0</i>	<i>50</i>	<i>0</i>	<i>96.4</i>	<i>73 - 126</i>			
<i>Surr: Toluene-d8</i>	<i>49.85</i>	<i>1.0</i>	<i>50</i>	<i>0</i>	<i>99.7</i>	<i>81 - 120</i>			

LCS		Sample ID: LCS		Units: ug/L		Analysis Date: 07-Aug-2025 21:48			
Client ID:		Run ID: VOA11_519314		SeqNo: 8977354		PrepDate:		DF: 1	
Analyte	Result	MLQ	SPK Val	SPK Ref Value	%REC	Control Limit	RPD Ref Value	%RPD	RPD Limit Qual
Benzene	18.67	1.0	20	0	93.3	74 - 120			
Ethylbenzene	22.11	2.0	20	0	111	77 - 117			
m,p-Xylene	44.35	4.0	40	0	111	77 - 122			
o-Xylene	23.03	2.0	20	0	115	75 - 119			
Toluene	21.54	2.0	20	0	108	77 - 118			
Xylenes, Total	67.38	6.0	60	0	112	75 - 122			
<i>Surr: 1,2-Dichloroethane-d4</i>	<i>47.48</i>	<i>1.0</i>	<i>50</i>	<i>0</i>	<i>95.0</i>	<i>70 - 123</i>			
<i>Surr: 4-Bromofluorobenzene</i>	<i>49.97</i>	<i>1.0</i>	<i>50</i>	<i>0</i>	<i>99.9</i>	<i>77 - 113</i>			
<i>Surr: Dibromofluoromethane</i>	<i>48.57</i>	<i>1.0</i>	<i>50</i>	<i>0</i>	<i>97.1</i>	<i>73 - 126</i>			
<i>Surr: Toluene-d8</i>	<i>52.6</i>	<i>1.0</i>	<i>50</i>	<i>0</i>	<i>105</i>	<i>81 - 120</i>			

ALS Houston, US

Date: 08-Aug-25

Client: Entech Consulting Corp.
Project: Vac to Jal 3-Plains
WorkOrder: HS25080295

QC BATCH REPORT

Batch ID: R519314 (0) **Instrument:** VOA11 **Method:** LOW LEVEL VOLATILES BY SW8260C

MS		Sample ID: HS25080270-11MS		Units: ug/L		Analysis Date: 08-Aug-2025 06:39			
Client ID:		Run ID: VOA11_519314		SeqNo: 8977373		PrepDate:		DF: 1	
Analyte	Result	MQL	SPK Val	SPK Ref Value	%REC	Control Limit	RPD Ref Value	%RPD	RPD Limit Qual
Benzene	17.97	1.0	20	0.132	89.2	70 - 127			
Ethylbenzene	20.49	2.0	20	0.196	101	70 - 124			
m,p-Xylene	42.08	4.0	40	0.158	105	70 - 130			
o-Xylene	19.93	2.0	20	0.106	99.1	70 - 124			
Toluene	19.21	2.0	20	0.067	95.7	70 - 123			
Xylenes, Total	62.01	6.0	60	0	103	70 - 130			
Surr: 1,2-Dichloroethane-d4	48.54	1.0	50	0	97.1	70 - 126			
Surr: 4-Bromofluorobenzene	49.67	1.0	50	0	99.3	77 - 113			
Surr: Dibromofluoromethane	48.04	1.0	50	0	96.1	77 - 123			
Surr: Toluene-d8	48.48	1.0	50	0	97.0	82 - 127			

MSD		Sample ID: HS25080270-11MSD		Units: ug/L		Analysis Date: 08-Aug-2025 07:01			
Client ID:		Run ID: VOA11_519314		SeqNo: 8977374		PrepDate:		DF: 1	
Analyte	Result	MQL	SPK Val	SPK Ref Value	%REC	Control Limit	RPD Ref Value	%RPD	RPD Limit Qual
Benzene	17.28	1.0	20	0.132	85.7	70 - 127	17.97	3.94	20
Ethylbenzene	20.01	2.0	20	0.196	99.1	70 - 124	20.49	2.38	20
m,p-Xylene	40.29	4.0	40	0.158	100	70 - 130	42.08	4.34	20
o-Xylene	20.15	2.0	20	0.106	100	70 - 124	19.93	1.1	20
Toluene	19.14	2.0	20	0.067	95.3	70 - 123	19.21	0.365	20
Xylenes, Total	60.44	6.0	60	0	101	70 - 130	62.01	2.56	20
Surr: 1,2-Dichloroethane-d4	46.76	1.0	50	0	93.5	70 - 126	48.54	3.74	20
Surr: 4-Bromofluorobenzene	47.03	1.0	50	0	94.1	77 - 113	49.67	5.47	20
Surr: Dibromofluoromethane	46.69	1.0	50	0	93.4	77 - 123	48.04	2.85	20
Surr: Toluene-d8	50.09	1.0	50	0	100	82 - 127	48.48	3.26	20

The following samples were analyzed in this batch: HS25080295-01 HS25080295-02 HS25080295-03

ALS Houston, US

Date: 08-Aug-25

Client: Entech Consulting Corp.
Project: Vac to Jal 3-Plains
WorkOrder: HS25080295

**QUALIFIERS,
ACRONYMS, UNITS**

Qualifier	Description
*	Value exceeds Regulatory Limit
a	Not accredited
B	Analyte detected in the associated Method Blank above the Reporting Limit
E	Value above quantitation range
H	Analyzed outside of Holding Time
J	Analyte detected below quantitation limit
M	Manually integrated, see raw data for justification
n	Not offered for accreditation
ND	Not Detected at the Reporting Limit
O	Sample amount is > 4 times amount spiked
P	Dual Column results percent difference > 40%
R	RPD above laboratory control limit
S	Spike Recovery outside laboratory control limits
U	Analyzed but not detected above the MDL/SDL

Acronym	Description
DCS	Detectability Check Study
DUP	Method Duplicate
LCS	Laboratory Control Sample
LCSD	Laboratory Control Sample Duplicate
MBLK	Method Blank
MDL	Method Detection Limit
MQL	Method Quantitation Limit
MS	Matrix Spike
MSD	Matrix Spike Duplicate
PDS	Post Digestion Spike
PQL	Practical Quantitation Limit
SD	Serial Dilution
SDL	Sample Detection Limit
TRRP	Texas Risk Reduction Program

ALS Houston, US

Date: 08-Aug-25

CERTIFICATIONS,ACCREDITATIONS & LICENSES

Agency	Number	Expire Date
Arizona	AZ0793	27-May-2026
Arkansas	88-00356_2024	17-Mar-2026
California	2919 - 2025	30-Apr-2026
Dept of Defense	L24-239	30-Apr-2026
Dept of Defense	L24-240	30-Apr-2026
Florida	E87611-2025	30-Jun-2026
Illinois	200032 - 2025	31-Jul-2026
Kansas	KS-C25-00168	31-Jul-2026
Kentucky	123043-2025	30-Apr-2026
Louisiana	03087-2025	30-Jun-2026
Maine	2024017	23-Jun-2026
Michigan	9971-2025	30-Apr-2026
Minnesota	2856348	31-Dec-2025
Missouri	136	30-Sep-2026
Nebraska	NE-OS-25-13 - 2025	30-Apr-2026
Nevada	NV-C25-00124 - 2025	31-Jul-2026
New Hampshire	209425	24-Apr-2026
New Jersey	TX008-2025	30-Jun-2026
New York	11707 - 2025	01-Apr-2026
North Carolina	624 - 2024	31-Dec-2025
North Dakota	R-193 2023-2024	30-Sep-2025
Oklahoma	2023-140	31-Aug-2025
Oregon	TX200002-013	15-May-2026
Pennsylvania	019	01-Jul-2026
Tennessee	TN	30-Apr-2026
Texas	T104704231 TX-C24-00130	30-Apr-2026

ALS Houston, US

Date: 08-Aug-25

Sample Receipt Checklist

Work Order ID: HS25080295

Date/Time Received: 07-Aug-2025 08:55

Client Name: ENTECH

Received by: Edgar Zheku

Completed By: /S/ Chelsea Rogers	07-Aug-2025 12:07	Reviewed by: /S/ Rochelle Davis	07-Aug-2025 13:55
eSignature	Date/Time	eSignature	Date/Time

Matrices: **W**

Carrier name: **FedEx**

- Shipping container/cooler in good condition? Yes No Not Present
- Custody seals intact on shipping container/cooler? Yes No Not Present
- Custody seals intact on sample bottles? Yes No Not Present
- VOA/TX1005/TX1006 Solids in hermetically sealed vials? Yes No Not Present
- Chain of custody present? Yes No 2 Page(s)
- Chain of custody signed when relinquished and received? Yes No COC IDs:343616, 343614
- Samplers name present on COC? Yes No
- Chain of custody agrees with sample labels? Yes No
- Samples in proper container/bottle? Yes No
- Sample containers intact? Yes No
- Sufficient sample volume for indicated test? Yes No
- All samples received within holding time? Yes No
- Container/Temp Blank temperature in compliance? Yes No

Temperature(s)/Thermometer(s):	3.1UC/3.1C	IR 34
Cooler(s)/Kit(s):	53364	
Date/Time sample(s) sent to storage:	08/07/2025 12:07	
Water - VOA vials have zero headspace?	Yes <input checked="" type="checkbox"/> No <input type="checkbox"/>	No VOA vials submitted <input type="checkbox"/>
Water - pH acceptable upon receipt?	Yes <input type="checkbox"/> No <input type="checkbox"/>	N/A <input checked="" type="checkbox"/>
pH adjusted?	Yes <input type="checkbox"/> No <input type="checkbox"/>	N/A <input checked="" type="checkbox"/>
pH adjusted by:		

Login Notes: Trip blanks not on COC, placed on hold.

Client Contacted: Date Contacted: Person Contacted:

Contacted By: Regarding:

Comments:

Corrective Action:



Cincinnati, OH
+1 513 733 5336

Everett, WA
+1 425 356 2600

Fort Collins, CO
+1 970 490 1511

Holland, MI
+1 616 399 6070

Chain of Custody Form

Page 1 of 2

COC ID: 343616


Houston, TX
+1 281 530 5656

Middletown, PA
+1 717 944 5541

Spring City, PA
+1 610 948 4903

Salt Lake City, UT
+1 801 266 7700

York, PA
+1 717 505 5280

Customer Information		Project Information		Parameter/Method Request for Analysis											
Purchase Order	SRS 2003-00117	Project Name	Vac to Jal 3-Plains	A	8260_LL_W (BETX)										
Work Order		Project Number	SRS 2003-00117	B	8270_Min_W(PAH)										
Company Name	Entech Consulting Corp.	Bill To Company	Plains All American Pipeline, LP	C	<p style="text-align: center;">HS25080295</p> <p style="text-align: center;">Entech Consulting Corp. Vac to Jal 3-Plains</p> 										
Send Report To	Chan Patel	Invoice Attn	ENV-00 Accounts Payable	D											
Address	21 Waterway Avenue Suite 300	Address	c/o ENV-00. Accounts Payable P.O. Box 4648	E											
City/State/Zip	The Woodlands, TX 77380	City/State/Zip	Houston TX 77210-4648	F											
Phone	(713) 201-5704	Phone	(713) 646-4610	G											
Fax	(281) 362-2704	Fax	(713) 646-4199	H											
e-Mail Address	chan.patel@entechservice.com	e-Mail Address	apcustomerservice@paalp.com	I											
				J											

No.	Sample Description	Date	Time	Matrix	Pres.	# Bottles	A	B	C	D	E	F	G	H	I	J	Hold
1	MW-1	8/5/25	1115	W	1	3	X										
2	MW-2	}	1215	W	1	3	X										
3	MW-3		0940	W	1	3	X										
4	MW-4		1140	W	1	3	X										
5	MW-5		1450	W	1	3	X										
6	MW-6		1045	W	1	3	X										
7	MW-7		1020	W	1	3	X										
8	MW-8		1330	W	1	3	X										
9	MW-9		1355	W	1	3	X										
10	RW-1		1520	W	1	3	X										

Sampler(s) Please Print & Sign JAMES WHITE		Shipment Method PEDEX		Required Turnaround Time: (Check Box) <input checked="" type="checkbox"/> STD 10 Wk Days <input type="checkbox"/> 5 Wk Days <input type="checkbox"/> 2 Wk Days <input type="checkbox"/> 24 Hour				Results Due Date:					
Relinquished by:	Date: 8/6/25	Time: 1700	Received by:	Notes: Vac to Jal #3-Plains									
Relinquished by:	Date:	Time:	Received by (Laboratory):	Cooler ID	Cooler Temp.	QC Package: (Check One Box Below)							
Logged by (Laboratory):	Date:	Time:	Checked by (Laboratory):	53364	3.1	<input type="checkbox"/> Level II Std OK	<input checked="" type="checkbox"/> TRRP Checklist						
Preservative Key: 1-HCl 2-HNO ₃ 3-H ₂ SO ₄ 4-NaOH 5-Na ₂ S ₂ O ₃ 6-NaHSO ₄ 7-Other 8-4°C 9-5035								<input type="checkbox"/> Level III Std O C/Paw Date	<input type="checkbox"/> TRRP Level IV				
								<input type="checkbox"/> Level IV Std 04/CLP					
								<input type="checkbox"/> Other:					

Note: 1. Any changes must be made in writing once samples and COC Form have been submitted to ALS Environmental.
2. Unless otherwise agreed in a formal contract, services provided by ALS Environmental are expressly limited to the terms and conditions stated on the reverse.
3. The Chain of Custody is a legal document. All information must be completed accurately.



Cincinnati, OH
+1 513 733 5336

Fort Collins, CO
+1 970 490 1511

Everett, WA
+1 425 356 2600

Holland, MI
+1 616 399 6070

Chain of Custody Form

Page 2 of 2

COC ID: 343614


Houston, TX
+1 281 530 5656

Middletown, PA
+1 717 944 5541

Spring City, PA
+1 610 948 4903

Salt Lake City, UT
+1 801 266 7700


York, PA
+1 717 505 5280

Customer Information		Project Information		Parameter/Method Request for Analysis											
Purchase Order	SRS 2003-00117	Project Name	Vac to Jal 3-Plains	A	8260_LL_W (BETX)										
Work Order		Project Number	SRS 2003-00117	B	8270_Min_W (PAH)										
Company Name	Entech Consulting Corp.	Bill To Company	Plains All American Pipeline, LP	C	<p style="text-align: center;">HS25080295</p> <p style="text-align: center;">Entech Consulting Corp. Vac to Jal 3-Plains</p> 										
Send Report To	Chan Patel	Invoice Attn	ENV-00 Accounts Payable	D											
Address	21 Waterway Avenue Suite 300	Address	c/o ENV-00 Accounts Payable P.O. Box 4648	E											
				F											
City/State/Zip	The Woodlands, TX 77380	City/State/Zip	Houston TX 77210-4648	G											
Phone	(713) 201-5704	Phone	(713) 646-4610	H											
Fax	(281) 362-2704	Fax	(713) 646-4199	I											
e-Mail Address	chan.patel@entechservice.com	e-Mail Address	apcustomerservice@paalp.com	J											

No.	Sample Description	Date	Time	Matrix	Pres.	# Bottles	A	B	C	D	E	F	G	H	I	J	Hold
1	RW-2	8/5/25	1240	1	W	3	X										
2	RW-3	↓	1000	1	W	3	X										
3	RW-4		1430	1	W	3	X										
4	RW-5		1310	1	W	3	X										
5	DUP		—	1	W	3	X										
6																	
7																	
8																	
9																	
10																	

Sampler(s) Please Print & Sign JAMES WHITE		Shipment Method FEDEX		Required Turnaround Time: (Check Box) <input checked="" type="checkbox"/> STD 10 Wk Days <input type="checkbox"/> 5 Wk Days <input type="checkbox"/> 2 Wk Days <input type="checkbox"/> 24 Hour				Results Due Date:				
Relinquished by:	Date: 8/6/25	Time: 1700	Received by:		Notes: Vac to Jal #3-Plains							
Relinquished by:	Date:	Time:	Received by (Laboratory):		Cooler ID	Cooler Temp.	QC Package: (Check One Box Below)					
Logged by (Laboratory):	Date:	Time:	Checked by (Laboratory):				<input type="checkbox"/> Level II Std. GC	<input checked="" type="checkbox"/> TRRP Client/Std	<input type="checkbox"/> TRRP Level IV			
Preservative Key: 1-HCl 2-HNO ₃ 3-H ₂ SO ₄ 4-NaOH 5-Na ₂ S ₂ O ₃ 6-NaHSO ₄ 7-Other 8-4°C 9-5035												

Note: 1. Any changes must be made in writing once samples and COC Form have been submitted to ALS Environmental.
 2. Unless otherwise agreed in a formal contract, services provided by ALS Environmental are expressly limited to the terms and conditions stated on the reverse.
 3. The Chain of Custody is a legal document. All information must be completed accurately.

 ALS 10450 Stancliff Rd., Suite 210 Houston, Texas 77099 Tel. +1 281 530 5656 Fax. +1 281 530 5887	CUSTODY SEAL		Seal Broken By:
	Date: <u>8/5/25</u>	Time: <u>1700</u>	
	Name: <u>JAMES WHITE</u>		Date:
	Company: <u>EXTECH</u>		

FedEx

TRK# 4345 8801 3413
0221

THU - 07 AUG 5:00
STANDARD OVERNIGHT

AB SGRA

77099
TX-US IAH



November 4, 2025 – Laboratory Analytical Report (HS25110216)



10450 Stancliff Rd. Suite 210
Houston, TX 77099
T: +1 281 530 5656
F: +1 281 530 5887

November 13, 2025

Chan Patel
Entech Consulting Corp.
21 Waterway Avenue
Suite 300
The Woodlands, TX 77380

Work Order: **HS25110216**

Laboratory Results for: **Vac to Jal #3-Plains**

Dear Chan Patel,

ALS Environmental received 17 sample(s) on Nov 06, 2025 for the analysis presented in the following report.

The analytical data provided relates directly to the samples received by ALS Environmental and for only the analyses requested. Results are expressed as "as received" unless otherwise noted.

QC sample results for this data met EPA or laboratory specifications except as noted in the Case Narrative or as noted with qualifiers in the QC batch information. Should this laboratory report need to be reproduced, it should be reproduced in full unless written approval has been obtained by ALS Environmental. Samples will be disposed in 30 days unless storage arrangements are made.

If you have any questions regarding this report, please feel free to call me.

Sincerely,

A handwritten signature in black ink, appearing to read 'Andy C. Neir'.

Generated By: JUMOKE.LAWAL

Andy C. Neir
Project Manager

ALS Houston, US

Date: 13-Nov-25

Client: Entech Consulting Corp.**Project:** Vac to Jal #3-Plains**WorkOrder:** HS25110216**TRRP Laboratory Data
Package Cover Page**

This data package consists of all or some of the following as applicable:

This signature page, the laboratory review checklist, and the following reportable data:

- R1 Field chain-of-custody documentation;
- R2 Sample identification cross-reference;
- R3 Test reports (analytical data sheets) for each environmental sample that includes:
 - a) Items consistent with NELAC Chapter 5,
 - b) dilution factors,
 - c) preparation methods,
 - d) cleanup methods, and
 - e) if required for the project, tentatively identified compounds (TICs).
- R4 Surrogate recovery data including:
 - a) Calculated recovery (%R), and
 - b) The laboratory's surrogate QC limits.
- R5 Test reports/summary forms for blank samples;
- R6 Test reports/summary forms for laboratory control samples (LCSs) including:
 - a) LCS spiking amounts,
 - b) Calculated %R for each analyte, and
 - c) The laboratory's LCS QC limits.
- R7 Test reports for project matrix spike/matrix spike duplicates (MS/MSDs) including:
 - a) Samples associated with the MS/MSD clearly identified,
 - b) MS/MSD spiking amounts,
 - c) Concentration of each MS/MSD analyte measured in the parent and spiked samples,
 - d) Calculated %Rs and relative percent differences (RPDs), and
 - e) The laboratory's MS/MSD QC limits.
- R8 Laboratory analytical duplicate (if applicable) recovery and precision:
 - a) the amount of analyte measured in the duplicate,
 - b) the calculated RPD, and
 - c) the laboratory's QC limits for analytical duplicates.
- R9 List of method quantitation limits (MQLs) and detectability check sample results for each analyte for each method and matrix.
- R10 Other problems or anomalies.
The Exception Report for each "No" or "Not Reviewed (NR)" item in Laboratory Review Checklist and for each analyte, matrix, and method for which the laboratory does not hold NELAC accreditation under the Texas Laboratory Accreditation Program.

ALS Houston, US

Date: 13-Nov-25

Client: Entech Consulting Corp.

Project: Vac to Jal #3-Plains

WorkOrder: HS25110216

**TRRP Laboratory Data
Package Cover Page**

Release Statement: I am responsible for the release of this laboratory data package. This laboratory is NELAC accredited under the Texas Laboratory Accreditation Program for all the methods, analytes and matrices reported in this data package except as noted in the Exception Reports. The data have been reviewed and are technically compliant with the requirements of the methods used, except where noted by the laboratory in the attached exception reports. By my signature below, I affirm to the best of my knowledge, all problems/anomalies, observed by the laboratory have been identified by the laboratory in the Laboratory Review Checklist, and no information affecting the quality of the data has been knowingly withheld.

Check, if applicable: [NA] This laboratory meets an exception under 30 TAC §25.6 and was last inspected by TCEQ or _____ on (enter date of last inspection). Any findings affecting the data in this laboratory data package are noted in the Exception Reports herein. The official signing the cover page of the report in which these data are used is responsible for releasing this data package and is by signature affirming the above release statement is true.



Andy C. Neir
Project Manager

Laboratory Name: ALS Laboratory Group		LRC Date: 11/13/2025					
Project Name: Vac to Jal #3-Plains		Laboratory Job Number: HS25110216					
Reviewer Name: Andy Neir		Prep Batch Number(s): R526082,R526226					
# ¹	A ²	Description	Yes	No	NA ³	NR ⁴	ER# ⁵
R1	OI	Chain-of-custody (C-O-C)					
		Did samples meet the laboratory's standard conditions of sample acceptability upon receipt?	X				
		Were all departures from standard conditions described in an exception report?	X				
R2	OI	Sample and quality control (QC) identification					
		Are all field sample ID numbers cross-referenced to the laboratory ID numbers?	X				
		Are all laboratory ID numbers cross-referenced to the corresponding QC data?	X				
R3	OI	Test reports					
		Were all samples prepared and analyzed within holding times?	X				
		Other than those results < MQL, were all other raw values bracketed by calibration standards?	X				
		Were calculations checked by a peer or supervisor?	X				
		Were all analyte identifications checked by a peer or supervisor?	X				
		Were sample detection limits reported for all analytes not detected?	X				
		Were all results for soil and sediment samples reported on a dry weight basis?			X		
		Were % moisture (or solids) reported for all soil and sediment samples?			X		
		Were bulk soils/solids samples for volatile analysis extracted with methanol per SW-846 Method 5035?			X		
		If required for the project, TICs reported?			X		
R4	O	Surrogate recovery data					
		Were surrogates added prior to extraction?	X				
		Were surrogate percent recoveries in all samples within the laboratory QC limits?	X				
R5	OI	Test reports/summary forms for blank samples					
		Were appropriate type(s) of blanks analyzed?	X				
		Were blanks analyzed at the appropriate frequency?	X				
		Were method blanks taken through the entire analytical process, including preparation and, if applicable, cleanup procedures?	X				
		Were blank concentrations < MQL?	X				
R6	OI	Laboratory control samples (LCS):					
		Were all COCs included in the LCS?	X				
		Was each LCS taken through the entire analytical procedure, including prep and cleanup steps?	X				
		Were LCSs analyzed at the required frequency?	X				
		Were LCS (and LCSD, if applicable) %Rs within the laboratory QC limits?	X				
		Does the detectability data document the laboratory's capability to detect the COCs at the MDL used to calculate the SDLs?	X				
		Was the LCSD RPD within QC limits?	X				
R7	OI	Matrix spike (MS) and matrix spike duplicate (MSD) data					
		Were the project/method specified analytes included in the MS and MSD?	X				
		Were MS/MSD analyzed at the appropriate frequency?		X			1
		Were MS (and MSD, if applicable) %Rs within the laboratory QC limits?	X				
		Were MS/MSD RPDs within laboratory QC limits?	X				
R8	OI	Analytical duplicate data					
		Were appropriate analytical duplicates analyzed for each matrix?			X		
		Were analytical duplicates analyzed at the appropriate frequency?			X		
		Were RPDs or relative standard deviations within the laboratory QC limits?			X		
R9	OI	Method quantitation limits (MQLs):					
		Are the MQLs for each method analyte included in the laboratory data package?	X				
		Do the MQLs correspond to the concentration of the lowest non-zero calibration standard?	X				
		Are unadjusted MQLs and DCSs included in the laboratory data package?	X				
R10	OI	Other problems/anomalies					
		Are all known problems/anomalies/special conditions noted in this LRC and ER?	X				2
		Were all necessary corrective actions performed for the reported data?	X				
		Was applicable and available technology used to lower the SDL and minimize the matrix interference affects on the sample results?	X				
		Is the laboratory NELAC-accredited under the Texas Laboratory Program for the analytes, matrices and methods associated with this laboratory data package?	X				

Items identified by the letter "R" must be included in the laboratory data package submitted in the TRRP-required report(s). Items identified by the letter "S" should be retained and made available upon request for the appropriate retention period.

O = Organic Analyses; I = Inorganic Analyses (and general chemistry, when applicable); NA = Not Applicable; NR = Not Reviewed;

R# = Exception Report identification number (an Exception Report should be completed for an item if "NR" or "No" is checked).

Laboratory Review Checklist: Supporting Data							
Laboratory Name: ALS Laboratory Group				LRC Date: 11/13/2025			
Project Name: Vac to Jal #3-Plains				Laboratory Job Number: HS25110216			
Reviewer Name: Andy Neir				Prep Batch Number(s): R526082,R526226			
# ¹	A ²	Description	Yes	No	NA ³	NR ⁴	ER# ⁵
S1	OI	Initial calibration (ICAL)					
		Were response factors and/or relative response factors for each analyte within QC limits?	X				
		Were percent RSDs or correlation coefficient criteria met?	X				
		Was the number of standards recommended in the method used for all analytes?	X				
		Were all points generated between the lowest and highest standard used to calculate the curve?	X				
		Are ICAL data available for all instruments used?	X				
		Has the initial calibration curve been verified using an appropriate second source standard?	X				
S2	OI	Initial and continuing calibration verification (ICCV and CCV) and continuing calibration blank (CCB)					
		Was the CCV analyzed at the method-required frequency?	X				
		Were percent differences for each analyte within the method-required QC limits?	X				
		Was the ICAL curve verified for each analyte?	X				
		Was the absolute value of the analyte concentration in the inorganic CCB < MDL?			X		
S3	O	Mass spectral tuning:					
		Was the appropriate compound for the method used for tuning?	X				
		Were ion abundance data within the method-required QC limits?	X				
S4	O	Internal standards (IS):					
		Were IS area counts and retention times within the method-required QC limits?	X				
S5	OI	Raw data (NELAC section 1 appendix A glossary, and section 5.12 or ISO/IEC 17025 section					
		Were the raw data (for example, chromatograms, spectral data) reviewed by an analyst?	X				
		Were data associated with manual integrations flagged on the raw data?	X				
S6	O	Dual column confirmation					
		Did dual column confirmation results meet the method-required QC?			X		
S7	O	Tentatively identified compounds (TICs):					
		If TICs were requested, were the mass spectra and TIC data subject to appropriate checks?			X		
S8	I	Interference Check Sample (ICS) results:					
		Were percent recoveries within method QC limits?			X		
S9	I	Serial dilutions, post digestion spikes, and method of standard additions					
		Were percent differences, recoveries, and the linearity within the QC limits specified in the method?			X		
S10	OI	Method detection limit (MDL) studies					
		Was a MDL study performed for each reported analyte?	X				
		Is the MDL either adjusted or supported by the analysis of DCSs?	X				
S11	OI	Proficiency test reports:					
		Was the laboratory's performance acceptable on the applicable proficiency tests or evaluation studies?	X				
S12	OI	Standards documentation					
		Are all standards used in the analyses NIST-traceable or obtained from other appropriate sources?	X				
S13	OI	Compound/analyte identification procedures					
		Are the procedures for compound/analyte identification documented?	X				
S14	OI	Demonstration of analyst competency (DOC)					
		Was DOC conducted consistent with NELAC Chapter 5C or ISO/IEC 4?	X				
		Is documentation of the analyst's competency up-to-date and on file?	X				
S15	OI	Verification/validation documentation for methods (NELAC Chap 5 or ISO/IEC 17025 Section 5)					
		Are all the methods used to generate the data documented, verified, and validated, where applicable?	X				
S16	OI	Laboratory standard operating procedures (SOPs):					
		Are laboratory SOPs current and on file for each method performed?	X				

Items identified by the letter "R" must be included in the laboratory data package submitted in the TRRP-required report(s). Items identified by the letter "S" should be retained and made available upon request for the appropriate retention period.

O = Organic Analyses; I = Inorganic Analyses (and general chemistry, when applicable);

NA = Not Applicable; NR = Not Reviewed;

R# = Exception Report identification number (an Exception Report should be completed for an item if "NR" or "No" is checked).

Laboratory Review Checklist: Exception Reports	
Laboratory Name: ALS Laboratory Group	LRC Date: 11/13/2025
Project Name: Vac to Jal #3-Plains	Laboratory Number: HS25110216
Reviewer Name: Andy Neir	Prep Batch Number(s): R526082,R526226
ER# ⁵	Description
1	Batch R526226, Volatiles Method SW8260 Insufficient sample received to perform MS/MSD. An LCS/LCSD was performed as batch quality control.
2	Log In Notes: Trip blank not listed on Chain of Custody. Placed on hold
<p>Items identified by the letter "R" must be included in the laboratory data package submitted in the TRRP-required report(s). Items identified by the letter "S" should be retained and made available upon request for the appropriate retention period. O = Organic Analyses; I = Inorganic Analyses (and general chemistry, when applicable); NA = Not Applicable; NR = Not Reviewed; R# = Exception Report identification number (an Exception Report should be completed for an item if "NR" or "No" is checked).</p>	

ALS Houston, US

Date: 13-Nov-25

Client: Entech Consulting Corp.
Project: Vac to Jal #3-Plains
Work Order: HS25110216

SAMPLE SUMMARY

Lab Samp ID	Client Sample ID	Matrix	TagNo	Collection Date	Date Received	Hold
HS25110216-01	MW-1	Water		04-Nov-2025 16:05	06-Nov-2025 09:55	<input type="checkbox"/>
HS25110216-02	MW-2	Water		04-Nov-2025 14:25	06-Nov-2025 09:55	<input type="checkbox"/>
HS25110216-03	MW-3	Water		04-Nov-2025 11:00	06-Nov-2025 09:55	<input type="checkbox"/>
HS25110216-04	MW-4	Water		04-Nov-2025 12:20	06-Nov-2025 09:55	<input type="checkbox"/>
HS25110216-05	MW-5	Water		04-Nov-2025 15:30	06-Nov-2025 09:55	<input type="checkbox"/>
HS25110216-06	MW-6	Water		04-Nov-2025 11:50	06-Nov-2025 09:55	<input type="checkbox"/>
HS25110216-07	MW-7	Water		04-Nov-2025 11:20	06-Nov-2025 09:55	<input type="checkbox"/>
HS25110216-08	MW-8	Water		04-Nov-2025 12:40	06-Nov-2025 09:55	<input type="checkbox"/>
HS25110216-09	MW-9	Water		04-Nov-2025 13:00	06-Nov-2025 09:55	<input type="checkbox"/>
HS25110216-10	RW-1	Water		04-Nov-2025 16:40	06-Nov-2025 09:55	<input type="checkbox"/>
HS25110216-11	RW-2	Water		04-Nov-2025 13:35	06-Nov-2025 09:55	<input type="checkbox"/>
HS25110216-12	RW-3	Water		04-Nov-2025 17:00	06-Nov-2025 09:55	<input type="checkbox"/>
HS25110216-13	RW-4	Water		04-Nov-2025 14:55	06-Nov-2025 09:55	<input type="checkbox"/>
HS25110216-14	RW-5	Water		04-Nov-2025 14:00	06-Nov-2025 09:55	<input type="checkbox"/>
HS25110216-15	IW-2	Water		04-Nov-2025 17:35	06-Nov-2025 09:55	<input type="checkbox"/>
HS25110216-16	DUP	Water		04-Nov-2025 00:00	06-Nov-2025 09:55	<input type="checkbox"/>
HS25110216-17	TRIP BLANK	Water		04-Nov-2025 00:00	06-Nov-2025 09:55	<input checked="" type="checkbox"/>

ALS Houston, US

Date: 13-Nov-25

Client: Entech Consulting Corp.
 Project: Vac to Jal #3-Plains
 Sample ID: MW-1
 Collection Date: 04-Nov-2025 16:05

ANALYTICAL REPORT

WorkOrder:HS25110216
 Lab ID:HS25110216-01
 Matrix:Water

ANALYSES	RESULT	QUAL	SDL	MQL	UNITS	DILUTION FACTOR	DATE ANALYZED
LOW LEVEL VOLATILES BY SW8260C		Method:SW8260		Analyst: LA			
Benzene	0.37	J	0.28	1.0	ug/L	1	13-Nov-2025 01:48
Ethylbenzene	0.40	J	0.33	2.0	ug/L	1	13-Nov-2025 01:48
m,p-Xylene	0.91	J	0.61	4.0	ug/L	1	13-Nov-2025 01:48
o-Xylene	0.40	J	0.31	2.0	ug/L	1	13-Nov-2025 01:48
Toluene	0.49	J	0.33	2.0	ug/L	1	13-Nov-2025 01:48
Xylenes, Total	1.3	J	0.92	6.0	ug/L	1	13-Nov-2025 01:48
Surr: 1,2-Dichloroethane-d4	95.7			70-126	%REC	1	13-Nov-2025 01:48
Surr: 4-Bromofluorobenzene	91.6			77-113	%REC	1	13-Nov-2025 01:48
Surr: Dibromofluoromethane	96.7			77-123	%REC	1	13-Nov-2025 01:48
Surr: Toluene-d8	103			82-127	%REC	1	13-Nov-2025 01:48

Note: See Qualifiers Page for a list of qualifiers and their explanation.

ALS Houston, US

Date: 13-Nov-25

Client: Entech Consulting Corp.
 Project: Vac to Jal #3-Plains
 Sample ID: MW-2
 Collection Date: 04-Nov-2025 14:25

ANALYTICAL REPORT

WorkOrder:HS25110216
 Lab ID:HS25110216-02
 Matrix:Water

ANALYSES	RESULT	QUAL	SDL	MQL	UNITS	DILUTION FACTOR	DATE ANALYZED
LOW LEVEL VOLATILES BY SW8260C		Method:SW8260		Analyst: LA			
Benzene	U		0.28	1.0	ug/L	1	13-Nov-2025 02:11
Ethylbenzene	U		0.33	2.0	ug/L	1	13-Nov-2025 02:11
m,p-Xylene	U		0.61	4.0	ug/L	1	13-Nov-2025 02:11
o-Xylene	U		0.31	2.0	ug/L	1	13-Nov-2025 02:11
Toluene	U		0.33	2.0	ug/L	1	13-Nov-2025 02:11
Xylenes, Total	U		0.92	6.0	ug/L	1	13-Nov-2025 02:11
Surr: 1,2-Dichloroethane-d4	93.8			70-126	%REC	1	13-Nov-2025 02:11
Surr: 4-Bromofluorobenzene	94.3			77-113	%REC	1	13-Nov-2025 02:11
Surr: Dibromofluoromethane	98.7			77-123	%REC	1	13-Nov-2025 02:11
Surr: Toluene-d8	97.9			82-127	%REC	1	13-Nov-2025 02:11

Note: See Qualifiers Page for a list of qualifiers and their explanation.

ALS Houston, US

Date: 13-Nov-25

Client: Entech Consulting Corp.
 Project: Vac to Jal #3-Plains
 Sample ID: MW-3
 Collection Date: 04-Nov-2025 11:00

ANALYTICAL REPORT

WorkOrder:HS25110216
 Lab ID:HS25110216-03
 Matrix:Water

ANALYSES	RESULT	QUAL	SDL	MQL	UNITS	DILUTION FACTOR	DATE ANALYZED
LOW LEVEL VOLATILES BY SW8260C		Method:SW8260		Analyst: LA			
Benzene	U		0.28	1.0	ug/L	1	13-Nov-2025 02:34
Ethylbenzene	U		0.33	2.0	ug/L	1	13-Nov-2025 02:34
m,p-Xylene	U		0.61	4.0	ug/L	1	13-Nov-2025 02:34
o-Xylene	U		0.31	2.0	ug/L	1	13-Nov-2025 02:34
Toluene	U		0.33	2.0	ug/L	1	13-Nov-2025 02:34
Xylenes, Total	U		0.92	6.0	ug/L	1	13-Nov-2025 02:34
Surr: 1,2-Dichloroethane-d4	105			70-126	%REC	1	13-Nov-2025 02:34
Surr: 4-Bromofluorobenzene	104			77-113	%REC	1	13-Nov-2025 02:34
Surr: Dibromofluoromethane	98.6			77-123	%REC	1	13-Nov-2025 02:34
Surr: Toluene-d8	98.4			82-127	%REC	1	13-Nov-2025 02:34

Note: See Qualifiers Page for a list of qualifiers and their explanation.

ALS Houston, US

Date: 13-Nov-25

Client: Entech Consulting Corp.
 Project: Vac to Jal #3-Plains
 Sample ID: MW-4
 Collection Date: 04-Nov-2025 12:20

ANALYTICAL REPORT

WorkOrder:HS25110216
 Lab ID:HS25110216-04
 Matrix:Water

ANALYSES	RESULT	QUAL	SDL	MQL	UNITS	DILUTION FACTOR	DATE ANALYZED
LOW LEVEL VOLATILES BY SW8260C		Method:SW8260		Analyst: LA			
Benzene	U		0.28	1.0	ug/L	1	13-Nov-2025 02:57
Ethylbenzene	U		0.33	2.0	ug/L	1	13-Nov-2025 02:57
m,p-Xylene	U		0.61	4.0	ug/L	1	13-Nov-2025 02:57
o-Xylene	U		0.31	2.0	ug/L	1	13-Nov-2025 02:57
Toluene	U		0.33	2.0	ug/L	1	13-Nov-2025 02:57
Xylenes, Total	U		0.92	6.0	ug/L	1	13-Nov-2025 02:57
Surr: 1,2-Dichloroethane-d4	98.4			70-126	%REC	1	13-Nov-2025 02:57
Surr: 4-Bromofluorobenzene	96.4			77-113	%REC	1	13-Nov-2025 02:57
Surr: Dibromofluoromethane	97.6			77-123	%REC	1	13-Nov-2025 02:57
Surr: Toluene-d8	99.0			82-127	%REC	1	13-Nov-2025 02:57

Note: See Qualifiers Page for a list of qualifiers and their explanation.

ALS Houston, US

Date: 13-Nov-25

Client: Entech Consulting Corp.
 Project: Vac to Jal #3-Plains
 Sample ID: MW-5
 Collection Date: 04-Nov-2025 15:30

ANALYTICAL REPORT

WorkOrder:HS25110216
 Lab ID:HS25110216-05
 Matrix:Water

ANALYSES	RESULT	QUAL	SDL	MQL	UNITS	DILUTION FACTOR	DATE ANALYZED
LOW LEVEL VOLATILES BY SW8260C		Method:SW8260		Analyst: LA			
Benzene	U		0.28	1.0	ug/L	1	13-Nov-2025 03:19
Ethylbenzene	U		0.33	2.0	ug/L	1	13-Nov-2025 03:19
m,p-Xylene	U		0.61	4.0	ug/L	1	13-Nov-2025 03:19
o-Xylene	U		0.31	2.0	ug/L	1	13-Nov-2025 03:19
Toluene	U		0.33	2.0	ug/L	1	13-Nov-2025 03:19
Xylenes, Total	U		0.92	6.0	ug/L	1	13-Nov-2025 03:19
Surr: 1,2-Dichloroethane-d4	95.6			70-126	%REC	1	13-Nov-2025 03:19
Surr: 4-Bromofluorobenzene	97.0			77-113	%REC	1	13-Nov-2025 03:19
Surr: Dibromofluoromethane	97.8			77-123	%REC	1	13-Nov-2025 03:19
Surr: Toluene-d8	98.6			82-127	%REC	1	13-Nov-2025 03:19

Note: See Qualifiers Page for a list of qualifiers and their explanation.

ALS Houston, US

Date: 13-Nov-25

Client: Entech Consulting Corp.
 Project: Vac to Jal #3-Plains
 Sample ID: MW-6
 Collection Date: 04-Nov-2025 11:50

ANALYTICAL REPORT

WorkOrder:HS25110216
 Lab ID:HS25110216-06
 Matrix:Water

ANALYSES	RESULT	QUAL	SDL	MQL	UNITS	DILUTION FACTOR	DATE ANALYZED
LOW LEVEL VOLATILES BY SW8260C		Method:SW8260		Analyst: LA			
Benzene	U		0.28	1.0	ug/L	1	13-Nov-2025 03:42
Ethylbenzene	U		0.33	2.0	ug/L	1	13-Nov-2025 03:42
m,p-Xylene	U		0.61	4.0	ug/L	1	13-Nov-2025 03:42
o-Xylene	U		0.31	2.0	ug/L	1	13-Nov-2025 03:42
Toluene	U		0.33	2.0	ug/L	1	13-Nov-2025 03:42
Xylenes, Total	U		0.92	6.0	ug/L	1	13-Nov-2025 03:42
Surr: 1,2-Dichloroethane-d4	93.9			70-126	%REC	1	13-Nov-2025 03:42
Surr: 4-Bromofluorobenzene	96.4			77-113	%REC	1	13-Nov-2025 03:42
Surr: Dibromofluoromethane	98.4			77-123	%REC	1	13-Nov-2025 03:42
Surr: Toluene-d8	98.6			82-127	%REC	1	13-Nov-2025 03:42

Note: See Qualifiers Page for a list of qualifiers and their explanation.

ALS Houston, US

Date: 13-Nov-25

Client: Entech Consulting Corp.
 Project: Vac to Jal #3-Plains
 Sample ID: MW-7
 Collection Date: 04-Nov-2025 11:20

ANALYTICAL REPORT

WorkOrder:HS25110216
 Lab ID:HS25110216-07
 Matrix:Water

ANALYSES	RESULT	QUAL	SDL	MQL	UNITS	DILUTION FACTOR	DATE ANALYZED
LOW LEVEL VOLATILES BY SW8260C		Method:SW8260					Analyst: LA
Benzene	U		0.28	1.0	ug/L	1	13-Nov-2025 04:05
Ethylbenzene	U		0.33	2.0	ug/L	1	13-Nov-2025 04:05
m,p-Xylene	U		0.61	4.0	ug/L	1	13-Nov-2025 04:05
o-Xylene	U		0.31	2.0	ug/L	1	13-Nov-2025 04:05
Toluene	U		0.33	2.0	ug/L	1	13-Nov-2025 04:05
Xylenes, Total	U		0.92	6.0	ug/L	1	13-Nov-2025 04:05
Surr: 1,2-Dichloroethane-d4	97.9			70-126	%REC	1	13-Nov-2025 04:05
Surr: 4-Bromofluorobenzene	95.1			77-113	%REC	1	13-Nov-2025 04:05
Surr: Dibromofluoromethane	98.1			77-123	%REC	1	13-Nov-2025 04:05
Surr: Toluene-d8	97.8			82-127	%REC	1	13-Nov-2025 04:05

Note: See Qualifiers Page for a list of qualifiers and their explanation.

ALS Houston, US

Date: 13-Nov-25

Client: Entech Consulting Corp.
 Project: Vac to Jal #3-Plains
 Sample ID: MW-8
 Collection Date: 04-Nov-2025 12:40

ANALYTICAL REPORT

WorkOrder:HS25110216
 Lab ID:HS25110216-08
 Matrix:Water

ANALYSES	RESULT	QUAL	SDL	MQL	UNITS	DILUTION FACTOR	DATE ANALYZED
LOW LEVEL VOLATILES BY SW8260C		Method:SW8260		Analyst: LA			
Benzene	U		0.28	1.0	ug/L	1	13-Nov-2025 04:28
Ethylbenzene	U		0.33	2.0	ug/L	1	13-Nov-2025 04:28
m,p-Xylene	U		0.61	4.0	ug/L	1	13-Nov-2025 04:28
o-Xylene	U		0.31	2.0	ug/L	1	13-Nov-2025 04:28
Toluene	U		0.33	2.0	ug/L	1	13-Nov-2025 04:28
Xylenes, Total	U		0.92	6.0	ug/L	1	13-Nov-2025 04:28
Surr: 1,2-Dichloroethane-d4	96.0			70-126	%REC	1	13-Nov-2025 04:28
Surr: 4-Bromofluorobenzene	96.4			77-113	%REC	1	13-Nov-2025 04:28
Surr: Dibromofluoromethane	99.0			77-123	%REC	1	13-Nov-2025 04:28
Surr: Toluene-d8	99.0			82-127	%REC	1	13-Nov-2025 04:28

Note: See Qualifiers Page for a list of qualifiers and their explanation.

ALS Houston, US

Date: 13-Nov-25

Client: Entech Consulting Corp.
 Project: Vac to Jal #3-Plains
 Sample ID: MW-9
 Collection Date: 04-Nov-2025 13:00

ANALYTICAL REPORT

WorkOrder:HS25110216
 Lab ID:HS25110216-09
 Matrix:Water

ANALYSES	RESULT	QUAL	SDL	MQL	UNITS	DILUTION FACTOR	DATE ANALYZED
LOW LEVEL VOLATILES BY SW8260C		Method:SW8260		Analyst: LA			
Benzene	U		0.28	1.0	ug/L	1	13-Nov-2025 04:51
Ethylbenzene	U		0.33	2.0	ug/L	1	13-Nov-2025 04:51
m,p-Xylene	U		0.61	4.0	ug/L	1	13-Nov-2025 04:51
o-Xylene	U		0.31	2.0	ug/L	1	13-Nov-2025 04:51
Toluene	U		0.33	2.0	ug/L	1	13-Nov-2025 04:51
Xylenes, Total	U		0.92	6.0	ug/L	1	13-Nov-2025 04:51
Surr: 1,2-Dichloroethane-d4	94.4			70-126	%REC	1	13-Nov-2025 04:51
Surr: 4-Bromofluorobenzene	95.8			77-113	%REC	1	13-Nov-2025 04:51
Surr: Dibromofluoromethane	99.8			77-123	%REC	1	13-Nov-2025 04:51
Surr: Toluene-d8	98.4			82-127	%REC	1	13-Nov-2025 04:51

Note: See Qualifiers Page for a list of qualifiers and their explanation.

ALS Houston, US

Date: 13-Nov-25

Client: Entech Consulting Corp.
 Project: Vac to Jal #3-Plains
 Sample ID: RW-1
 Collection Date: 04-Nov-2025 16:40

ANALYTICAL REPORT

WorkOrder:HS25110216
 Lab ID:HS25110216-10
 Matrix:Water

ANALYSES	RESULT	QUAL	SDL	MQL	UNITS	DILUTION FACTOR	DATE ANALYZED
LOW LEVEL VOLATILES BY SW8260C		Method:SW8260		Analyst: LA			
Benzene	U		0.28	1.0	ug/L	1	13-Nov-2025 05:14
Ethylbenzene	U		0.33	2.0	ug/L	1	13-Nov-2025 05:14
m,p-Xylene	U		0.61	4.0	ug/L	1	13-Nov-2025 05:14
o-Xylene	U		0.31	2.0	ug/L	1	13-Nov-2025 05:14
Toluene	U		0.33	2.0	ug/L	1	13-Nov-2025 05:14
Xylenes, Total	U		0.92	6.0	ug/L	1	13-Nov-2025 05:14
Surr: 1,2-Dichloroethane-d4	97.1			70-126	%REC	1	13-Nov-2025 05:14
Surr: 4-Bromofluorobenzene	94.3			77-113	%REC	1	13-Nov-2025 05:14
Surr: Dibromofluoromethane	95.4			77-123	%REC	1	13-Nov-2025 05:14
Surr: Toluene-d8	97.6			82-127	%REC	1	13-Nov-2025 05:14

Note: See Qualifiers Page for a list of qualifiers and their explanation.

ALS Houston, US

Date: 13-Nov-25

Client: Entech Consulting Corp.
 Project: Vac to Jal #3-Plains
 Sample ID: RW-2
 Collection Date: 04-Nov-2025 13:35

ANALYTICAL REPORT

WorkOrder:HS25110216
 Lab ID:HS25110216-11
 Matrix:Water

ANALYSES	RESULT	QUAL	SDL	MQL	UNITS	DILUTION FACTOR	DATE ANALYZED
LOW LEVEL VOLATILES BY SW8260C		Method:SW8260		Analyst: LA			
Benzene	U		0.28	1.0	ug/L	1	13-Nov-2025 05:37
Ethylbenzene	U		0.33	2.0	ug/L	1	13-Nov-2025 05:37
m,p-Xylene	U		0.61	4.0	ug/L	1	13-Nov-2025 05:37
o-Xylene	U		0.31	2.0	ug/L	1	13-Nov-2025 05:37
Toluene	U		0.33	2.0	ug/L	1	13-Nov-2025 05:37
Xylenes, Total	U		0.92	6.0	ug/L	1	13-Nov-2025 05:37
Surr: 1,2-Dichloroethane-d4	96.5			70-126	%REC	1	13-Nov-2025 05:37
Surr: 4-Bromofluorobenzene	93.4			77-113	%REC	1	13-Nov-2025 05:37
Surr: Dibromofluoromethane	95.1			77-123	%REC	1	13-Nov-2025 05:37
Surr: Toluene-d8	98.4			82-127	%REC	1	13-Nov-2025 05:37

Note: See Qualifiers Page for a list of qualifiers and their explanation.

ALS Houston, US

Date: 13-Nov-25

Client: Entech Consulting Corp.
 Project: Vac to Jal #3-Plains
 Sample ID: RW-3
 Collection Date: 04-Nov-2025 17:00

ANALYTICAL REPORT

WorkOrder:HS25110216
 Lab ID:HS25110216-12
 Matrix:Water

ANALYSES	RESULT	QUAL	SDL	MQL	UNITS	DILUTION FACTOR	DATE ANALYZED
LOW LEVEL VOLATILES BY SW8260C		Method:SW8260		Analyst: LA			
Benzene		U	0.28	1.0	ug/L	1	13-Nov-2025 05:59
Ethylbenzene	1.0	J	0.33	2.0	ug/L	1	13-Nov-2025 05:59
m,p-Xylene	4.6		0.61	4.0	ug/L	1	13-Nov-2025 05:59
o-Xylene	1.5	J	0.31	2.0	ug/L	1	13-Nov-2025 05:59
Toluene	0.53	J	0.33	2.0	ug/L	1	13-Nov-2025 05:59
Xylenes, Total	6.1		0.92	6.0	ug/L	1	13-Nov-2025 05:59
Surr: 1,2-Dichloroethane-d4	95.2			70-126	%REC	1	13-Nov-2025 05:59
Surr: 4-Bromofluorobenzene	92.9			77-113	%REC	1	13-Nov-2025 05:59
Surr: Dibromofluoromethane	97.3			77-123	%REC	1	13-Nov-2025 05:59
Surr: Toluene-d8	100			82-127	%REC	1	13-Nov-2025 05:59

Note: See Qualifiers Page for a list of qualifiers and their explanation.

ALS Houston, US

Date: 13-Nov-25

Client: Entech Consulting Corp.
 Project: Vac to Jal #3-Plains
 Sample ID: RW-4
 Collection Date: 04-Nov-2025 14:55

ANALYTICAL REPORT

WorkOrder:HS25110216
 Lab ID:HS25110216-13
 Matrix:Water

ANALYSES	RESULT	QUAL	SDL	MQL	UNITS	DILUTION FACTOR	DATE ANALYZED
LOW LEVEL VOLATILES BY SW8260C		Method:SW8260		Analyst: LA			
Benzene	U		0.28	1.0	ug/L	1	13-Nov-2025 06:22
Ethylbenzene	U		0.33	2.0	ug/L	1	13-Nov-2025 06:22
m,p-Xylene	U		0.61	4.0	ug/L	1	13-Nov-2025 06:22
o-Xylene	U		0.31	2.0	ug/L	1	13-Nov-2025 06:22
Toluene	U		0.33	2.0	ug/L	1	13-Nov-2025 06:22
Xylenes, Total	U		0.92	6.0	ug/L	1	13-Nov-2025 06:22
Surr: 1,2-Dichloroethane-d4	96.9			70-126	%REC	1	13-Nov-2025 06:22
Surr: 4-Bromofluorobenzene	94.8			77-113	%REC	1	13-Nov-2025 06:22
Surr: Dibromofluoromethane	97.0			77-123	%REC	1	13-Nov-2025 06:22
Surr: Toluene-d8	99.9			82-127	%REC	1	13-Nov-2025 06:22

Note: See Qualifiers Page for a list of qualifiers and their explanation.

ALS Houston, US

Date: 13-Nov-25

Client: Entech Consulting Corp.
 Project: Vac to Jal #3-Plains
 Sample ID: RW-5
 Collection Date: 04-Nov-2025 14:00

ANALYTICAL REPORT

WorkOrder:HS25110216
 Lab ID:HS25110216-14
 Matrix:Water

ANALYSES	RESULT	QUAL	SDL	MQL	UNITS	DILUTION FACTOR	DATE ANALYZED
LOW LEVEL VOLATILES BY SW8260C		Method:SW8260		Analyst: LA			
Benzene	U		0.28	1.0	ug/L	1	13-Nov-2025 06:45
Ethylbenzene	U		0.33	2.0	ug/L	1	13-Nov-2025 06:45
m,p-Xylene	U		0.61	4.0	ug/L	1	13-Nov-2025 06:45
o-Xylene	U		0.31	2.0	ug/L	1	13-Nov-2025 06:45
Toluene	U		0.33	2.0	ug/L	1	13-Nov-2025 06:45
Xylenes, Total	U		0.92	6.0	ug/L	1	13-Nov-2025 06:45
Surr: 1,2-Dichloroethane-d4	98.3			70-126	%REC	1	13-Nov-2025 06:45
Surr: 4-Bromofluorobenzene	95.6			77-113	%REC	1	13-Nov-2025 06:45
Surr: Dibromofluoromethane	95.8			77-123	%REC	1	13-Nov-2025 06:45
Surr: Toluene-d8	99.9			82-127	%REC	1	13-Nov-2025 06:45

Note: See Qualifiers Page for a list of qualifiers and their explanation.

ALS Houston, US

Date: 13-Nov-25

Client: Entech Consulting Corp.
 Project: Vac to Jal #3-Plains
 Sample ID: IW-2
 Collection Date: 04-Nov-2025 17:35

ANALYTICAL REPORT

WorkOrder:HS25110216
 Lab ID:HS25110216-15
 Matrix:Water

ANALYSES	RESULT	QUAL	SDL	MQL	UNITS	DILUTION FACTOR	DATE ANALYZED
LOW LEVEL VOLATILES BY SW8260C		Method:SW8260		Analyst: LA			
Benzene	U		0.28	1.0	ug/L	1	11-Nov-2025 20:10
Ethylbenzene	4.2		0.33	2.0	ug/L	1	11-Nov-2025 20:10
m,p-Xylene	0.91	J	0.61	4.0	ug/L	1	11-Nov-2025 20:10
o-Xylene	U		0.31	2.0	ug/L	1	11-Nov-2025 20:10
Toluene	U		0.33	2.0	ug/L	1	11-Nov-2025 20:10
Xylenes, Total	U		0.92	6.0	ug/L	1	11-Nov-2025 20:10
Surr: 1,2-Dichloroethane-d4	99.5			70-126	%REC	1	11-Nov-2025 20:10
Surr: 4-Bromofluorobenzene	98.6			77-113	%REC	1	11-Nov-2025 20:10
Surr: Dibromofluoromethane	99.0			77-123	%REC	1	11-Nov-2025 20:10
Surr: Toluene-d8	99.4			82-127	%REC	1	11-Nov-2025 20:10

Note: See Qualifiers Page for a list of qualifiers and their explanation.

ALS Houston, US

Date: 13-Nov-25

Client: Entech Consulting Corp.
 Project: Vac to Jal #3-Plains
 Sample ID: DUP
 Collection Date: 04-Nov-2025 00:00

ANALYTICAL REPORT

WorkOrder:HS25110216
 Lab ID:HS25110216-16
 Matrix:Water

ANALYSES	RESULT	QUAL	SDL	MQL	UNITS	DILUTION FACTOR	DATE ANALYZED
LOW LEVEL VOLATILES BY SW8260C		Method:SW8260		Analyst: LA			
Benzene	U		0.28	1.0	ug/L	1	11-Nov-2025 20:32
Ethylbenzene	3.8		0.33	2.0	ug/L	1	11-Nov-2025 20:32
m,p-Xylene	0.82	J	0.61	4.0	ug/L	1	11-Nov-2025 20:32
o-Xylene	U		0.31	2.0	ug/L	1	11-Nov-2025 20:32
Toluene	U		0.33	2.0	ug/L	1	11-Nov-2025 20:32
Xylenes, Total	U		0.92	6.0	ug/L	1	11-Nov-2025 20:32
Surr: 1,2-Dichloroethane-d4	96.0			70-126	%REC	1	11-Nov-2025 20:32
Surr: 4-Bromofluorobenzene	98.8			77-113	%REC	1	11-Nov-2025 20:32
Surr: Dibromofluoromethane	102			77-123	%REC	1	11-Nov-2025 20:32
Surr: Toluene-d8	101			82-127	%REC	1	11-Nov-2025 20:32

Note: See Qualifiers Page for a list of qualifiers and their explanation.

ALS Houston, US

Date: 13-Nov-25

Client: Entech Consulting Corp.
Project: Vac to Jal #3-Plains
WorkOrder: HS25110216

DATES REPORT

Sample ID	Client Samp ID	Collection Date	Leachate Date	Prep Date	Analysis Date	DF
Batch ID: R526082 (0)		Test Name : LOW LEVEL VOLATILES BY SW8260C			Matrix: Water	
HS25110216-15	IW-2	04 Nov 2025 17:35			11 Nov 2025 20:10	1
HS25110216-16	DUP	04 Nov 2025 00:00			11 Nov 2025 20:32	1
Batch ID: R526226 (0)		Test Name : LOW LEVEL VOLATILES BY SW8260C			Matrix: Water	
HS25110216-01	MW-1	04 Nov 2025 16:05			13 Nov 2025 01:48	1
HS25110216-02	MW-2	04 Nov 2025 14:25			13 Nov 2025 02:11	1
HS25110216-03	MW-3	04 Nov 2025 11:00			13 Nov 2025 02:34	1
HS25110216-04	MW-4	04 Nov 2025 12:20			13 Nov 2025 02:57	1
HS25110216-05	MW-5	04 Nov 2025 15:30			13 Nov 2025 03:19	1
HS25110216-06	MW-6	04 Nov 2025 11:50			13 Nov 2025 03:42	1
HS25110216-07	MW-7	04 Nov 2025 11:20			13 Nov 2025 04:05	1
HS25110216-08	MW-8	04 Nov 2025 12:40			13 Nov 2025 04:28	1
HS25110216-09	MW-9	04 Nov 2025 13:00			13 Nov 2025 04:51	1
HS25110216-10	RW-1	04 Nov 2025 16:40			13 Nov 2025 05:14	1
HS25110216-11	RW-2	04 Nov 2025 13:35			13 Nov 2025 05:37	1
HS25110216-12	RW-3	04 Nov 2025 17:00			13 Nov 2025 05:59	1
HS25110216-13	RW-4	04 Nov 2025 14:55			13 Nov 2025 06:22	1
HS25110216-14	RW-5	04 Nov 2025 14:00			13 Nov 2025 06:45	1

ALS Houston, US

Date: 13-Nov-25

WorkOrder: HS25110216
 InstrumentID: VOA13
 Test Code: 8260_LL_W
 Test Number: SW8260
 Test Name: Low Level Volatiles by SW8260C

METHOD DETECTION / REPORTING LIMITS

Matrix: Aqueous **Units:** µg/L

Type	Analyte	CAS	DCS Spike	DCS	MDL	PQL
A	Benzene	71-43-2	0.50	0.45	0.28	1.0
A	Ethylbenzene	100-41-4	1.0	0.83	0.33	2.0
A	m,p-Xylene	179601-23-1	2.0	1.7	0.61	4.0
A	o-Xylene	95-47-6	1.0	0.85	0.31	2.0
A	Toluene	108-88-3	1.0	0.88	0.33	2.0
A	Xylenes, Total	1330-20-7	3.0	2.6	0.92	6.0
S	1,2-Dichloroethane-d4	17060-07-0	0	0	0	1.0
S	4-Bromofluorobenzene	460-00-4	0	0	0	1.0
S	Dibromofluoromethane	1868-53-7	0	0	0	1.0
S	Toluene-d8	2037-26-5	0	0	0	1.0

ALS Houston, US

Date: 13-Nov-25

Client: Entech Consulting Corp.
Project: Vac to Jal #3-Plains
WorkOrder: HS25110216

QC BATCH REPORT

Batch ID: R526082 (0)	Instrument: VOA13	Method: LOW LEVEL VOLATILES BY SW8260C
--------------------------------	--------------------------	-----------------------------------------------

MBLK		Sample ID: MBLK-251111		Units: ug/L		Analysis Date: 11-Nov-2025 11:02			
Client ID:		Run ID: VOA13_526082		SeqNo: 9138894		PrepDate:		DF: 1	
Analyte	Result	MLQ	SPK Val	SPK Ref Value	%REC	Control Limit	RPD Ref Value	%RPD	RPD Limit Qual
Benzene	U	1.0							
Ethylbenzene	U	2.0							
m,p-Xylene	U	4.0							
o-Xylene	U	2.0							
Toluene	U	2.0							
Xylenes, Total	U	6.0							
<i>Surr: 1,2-Dichloroethane-d4</i>	<i>49.97</i>	<i>1.0</i>	<i>50</i>	<i>0</i>	<i>99.9</i>	<i>70 - 123</i>			
<i>Surr: 4-Bromofluorobenzene</i>	<i>50.42</i>	<i>1.0</i>	<i>50</i>	<i>0</i>	<i>101</i>	<i>77 - 113</i>			
<i>Surr: Dibromofluoromethane</i>	<i>53</i>	<i>1.0</i>	<i>50</i>	<i>0</i>	<i>106</i>	<i>73 - 126</i>			
<i>Surr: Toluene-d8</i>	<i>48.45</i>	<i>1.0</i>	<i>50</i>	<i>0</i>	<i>96.9</i>	<i>81 - 120</i>			

LCS		Sample ID: LCS		Units: ug/L		Analysis Date: 11-Nov-2025 09:54			
Client ID:		Run ID: VOA13_526082		SeqNo: 9138900		PrepDate:		DF: 1	
Analyte	Result	MLQ	SPK Val	SPK Ref Value	%REC	Control Limit	RPD Ref Value	%RPD	RPD Limit Qual
Benzene	20.22	1.0	20	0	101	74 - 120			
Ethylbenzene	21.06	2.0	20	0	105	77 - 117			
m,p-Xylene	42.14	4.0	40	0	105	77 - 122			
o-Xylene	21.76	2.0	20	0	109	75 - 119			
Toluene	20.22	2.0	20	0	101	77 - 118			
Xylenes, Total	63.9	6.0	60	0	106	75 - 122			
<i>Surr: 1,2-Dichloroethane-d4</i>	<i>49.96</i>	<i>1.0</i>	<i>50</i>	<i>0</i>	<i>99.9</i>	<i>70 - 123</i>			
<i>Surr: 4-Bromofluorobenzene</i>	<i>46.85</i>	<i>1.0</i>	<i>50</i>	<i>0</i>	<i>93.7</i>	<i>77 - 113</i>			
<i>Surr: Dibromofluoromethane</i>	<i>49.76</i>	<i>1.0</i>	<i>50</i>	<i>0</i>	<i>99.5</i>	<i>73 - 126</i>			
<i>Surr: Toluene-d8</i>	<i>49.67</i>	<i>1.0</i>	<i>50</i>	<i>0</i>	<i>99.3</i>	<i>81 - 120</i>			

ALS Houston, US

Date: 13-Nov-25

Client: Entech Consulting Corp.
Project: Vac to Jal #3-Plains
WorkOrder: HS25110216

QC BATCH REPORT

Batch ID: R526082 (0) **Instrument:** VOA13 **Method:** LOW LEVEL VOLATILES BY SW8260C

MS		Sample ID: HS25110267-06MS			Units: ug/L		Analysis Date: 11-Nov-2025 14:05			
Client ID:		Run ID: VOA13_526082			SeqNo: 9138896		PrepDate:		DF: 1	
Analyte	Result	MLQ	SPK Val	SPK Ref Value	%REC	Control Limit	RPD Ref Value	%RPD	RPD Limit	Qual
Benzene	42.14	1.0	50	0	84.3	70 - 127				
Ethylbenzene	42.77	2.0	50	0	85.5	70 - 124				
m,p-Xylene	83.92	4.0	100	0	83.9	70 - 130				
o-Xylene	43.21	2.0	50	0	86.4	70 - 124				
Toluene	40.99	2.0	50	0.017	81.9	70 - 123				
Xylenes, Total	127.1	6.0	150	0	84.8	70 - 130				
Surr: 1,2-Dichloroethane-d4	50.4	1.0	50	0	101	70 - 126				
Surr: 4-Bromofluorobenzene	47.32	1.0	50	0	94.6	77 - 113				
Surr: Dibromofluoromethane	49.79	1.0	50	0	99.6	77 - 123				
Surr: Toluene-d8	50	1.0	50	0	100	82 - 127				

MSD		Sample ID: HS25110267-06MSD			Units: ug/L		Analysis Date: 11-Nov-2025 14:28			
Client ID:		Run ID: VOA13_526082			SeqNo: 9138897		PrepDate:		DF: 1	
Analyte	Result	MLQ	SPK Val	SPK Ref Value	%REC	Control Limit	RPD Ref Value	%RPD	RPD Limit	Qual
Benzene	44	1.0	50	0	88.0	70 - 127	42.14	4.32	20	
Ethylbenzene	44.06	2.0	50	0	88.1	70 - 124	42.77	2.97	20	
m,p-Xylene	87.96	4.0	100	0	88.0	70 - 130	83.92	4.7	20	
o-Xylene	45.15	2.0	50	0	90.3	70 - 124	43.21	4.39	20	
Toluene	43.1	2.0	50	0.017	86.2	70 - 123	40.99	5.03	20	
Xylenes, Total	133.1	6.0	150	0	88.7	70 - 130	127.1	4.59	20	
Surr: 1,2-Dichloroethane-d4	49.22	1.0	50	0	98.4	70 - 126	50.4	2.36	20	
Surr: 4-Bromofluorobenzene	46.21	1.0	50	0	92.4	77 - 113	47.32	2.36	20	
Surr: Dibromofluoromethane	50.14	1.0	50	0	100	77 - 123	49.79	0.699	20	
Surr: Toluene-d8	50.08	1.0	50	0	100	82 - 127	50	0.164	20	

The following samples were analyzed in this batch: HS25110216-15 HS25110216-16

ALS Houston, US

Date: 13-Nov-25

Client: Entech Consulting Corp.
Project: Vac to Jal #3-Plains
WorkOrder: HS25110216

QC BATCH REPORT

Batch ID: R526226 (0)	Instrument: VOA13	Method: LOW LEVEL VOLATILES BY SW8260C
--------------------------------	--------------------------	-----------------------------------------------

MBLK		Sample ID: MBLK-251112		Units: ug/L		Analysis Date: 12-Nov-2025 23:09			
Client ID:		Run ID: VOA13_526226		SeqNo: 9142115		PrepDate:		DF: 1	
Analyte	Result	MLQ	SPK Val	SPK Ref Value	%REC	Control Limit	RPD Ref Value	%RPD	RPD Limit Qual
Benzene	U	1.0							
Ethylbenzene	U	2.0							
m,p-Xylene	U	4.0							
o-Xylene	U	2.0							
Toluene	U	2.0							
Xylenes, Total	U	6.0							
Surr: 1,2-Dichloroethane-d4	47.31	1.0	50	0	94.6	70 - 123			
Surr: 4-Bromofluorobenzene	48.41	1.0	50	0	96.8	77 - 113			
Surr: Dibromofluoromethane	49.47	1.0	50	0	98.9	73 - 126			
Surr: Toluene-d8	48.78	1.0	50	0	97.6	81 - 120			

LCS		Sample ID: LCS		Units: ug/L		Analysis Date: 12-Nov-2025 22:00			
Client ID:		Run ID: VOA13_526226		SeqNo: 9142113		PrepDate:		DF: 1	
Analyte	Result	MLQ	SPK Val	SPK Ref Value	%REC	Control Limit	RPD Ref Value	%RPD	RPD Limit Qual
Benzene	20.86	1.0	20	0	104	74 - 120			
Ethylbenzene	21.67	2.0	20	0	108	77 - 117			
m,p-Xylene	43.59	4.0	40	0	109	77 - 122			
o-Xylene	21.96	2.0	20	0	110	75 - 119			
Toluene	20.44	2.0	20	0	102	77 - 118			
Xylenes, Total	65.55	6.0	60	0	109	75 - 122			
Surr: 1,2-Dichloroethane-d4	48.35	1.0	50	0	96.7	70 - 123			
Surr: 4-Bromofluorobenzene	44.69	1.0	50	0	89.4	77 - 113			
Surr: Dibromofluoromethane	51.34	1.0	50	0	103	73 - 126			
Surr: Toluene-d8	50.1	1.0	50	0	100	81 - 120			

ALS Houston, US

Date: 13-Nov-25

Client: Entech Consulting Corp.
Project: Vac to Jal #3-Plains
WorkOrder: HS25110216

QC BATCH REPORT

Batch ID: R526226 (0) **Instrument:** VOA13 **Method:** LOW LEVEL VOLATILES BY SW8260C

LCSD	Sample ID: LCSD	Units: ug/L				Analysis Date: 12-Nov-2025 22:23				
Client ID:	Run ID: VOA13_526226	SeqNo: 9142114	PrepDate:	DF: 1						
Analyte	Result	MQL	SPK Val	SPK Ref Value	%REC	Control Limit	RPD Ref Value	%RPD	RPD Limit	Qual
Benzene	21.93	1.0	20	0	110	74 - 120	20.86	5.03	20	
Ethylbenzene	21.99	2.0	20	0	110	77 - 117	21.67	1.43	20	
m,p-Xylene	44.74	4.0	40	0	112	77 - 122	43.59	2.6	20	
o-Xylene	22.96	2.0	20	0	115	75 - 119	21.96	4.45	20	
Toluene	21.2	2.0	20	0	106	77 - 118	20.44	3.64	20	
Xylenes, Total	67.7	6.0	60	0	113	75 - 122	65.55	3.22	20	
Surr: 1,2-Dichloroethane-d4	48.27	1.0	50	0	96.5	70 - 123	48.35	0.161	20	
Surr: 4-Bromofluorobenzene	45.36	1.0	50	0	90.7	77 - 113	44.69	1.48	20	
Surr: Dibromofluoromethane	48.83	1.0	50	0	97.7	73 - 126	51.34	5.01	20	
Surr: Toluene-d8	49.49	1.0	50	0	99.0	81 - 120	50.1	1.22	20	

The following samples were analyzed in this batch:

HS25110216-01	HS25110216-02	HS25110216-03	HS25110216-04
HS25110216-05	HS25110216-06	HS25110216-07	HS25110216-08
HS25110216-09	HS25110216-10	HS25110216-11	HS25110216-12
HS25110216-13	HS25110216-14		

ALS Houston, US

Date: 13-Nov-25

Client: Entech Consulting Corp.
Project: Vac to Jal #3-Plains
WorkOrder: HS25110216

**QUALIFIERS,
ACRONYMS, UNITS**

Qualifier	Description
*	Value exceeds Regulatory Limit
a	Not accredited
B	Analyte detected in the associated Method Blank above the Reporting Limit
E	Value above quantitation range
H	Analyzed outside of Holding Time
J	Analyte detected below quantitation limit
M	Manually integrated, see raw data for justification
n	Not offered for accreditation
ND	Not Detected at the Reporting Limit
O	Sample amount is > 4 times amount spiked
P	Dual Column results percent difference > 40%
R	RPD above laboratory control limit
S	Spike Recovery outside laboratory control limits
U	Analyzed but not detected above the MDL/SDL

Acronym	Description
DCS	Detectability Check Study
DUP	Method Duplicate
LCS	Laboratory Control Sample
LCSD	Laboratory Control Sample Duplicate
MBLK	Method Blank
MDL	Method Detection Limit
MQL	Method Quantitation Limit
MS	Matrix Spike
MSD	Matrix Spike Duplicate
PDS	Post Digestion Spike
PQL	Practical Quantitation Limit
SD	Serial Dilution
SDL	Sample Detection Limit
TRRP	Texas Risk Reduction Program

ALS Houston, US

Date: 13-Nov-25

CERTIFICATIONS,ACCREDITATIONS & LICENSES

Agency	Number	Expire Date
Arizona	AZ0793	27-May-2026
Arkansas	88-00356_2024	17-Mar-2026
California	2919 - 2025	30-Apr-2026
Dept of Defense	L24-240-R4	30-Apr-2026
Dept of Defense	L24-239-R1	30-Apr-2026
Florida	E87611-2025	30-Jun-2026
Illinois	200032 - 2025	31-Jul-2026
Kansas	KS-C25-00168	31-Jul-2026
Kentucky	123043-2025	30-Apr-2026
Louisiana	03087-2025	30-Jun-2026
Maine	2024017	23-Jun-2026
Maryland	343-2025-26	30-Jun-2026
Michigan	9971-2025	30-Apr-2026
Minnesota	2856348	31-Dec-2025
Missouri	136	30-Sep-2026
Nebraska	NE-OS-25-13 - 2025	30-Apr-2026
Nevada	NV-C25-00124 - 2025	31-Jul-2026
New Hampshire	209425	24-Apr-2026
New Jersey	TX008-2025	30-Jun-2026
New York	11707 - 2025	01-Apr-2026
North Carolina	624 - 2024	31-Dec-2025
Oklahoma	2023-140	31-Dec-2025
Oregon	TX200002-013	15-May-2026
Pennsylvania	019	01-Jul-2026
Tennessee	TN	30-Apr-2026
Texas	TX-C25-00104	30-Apr-2026
Utah	TX026932025-17	31-Jul-2026

ALS Houston, US

Date: 13-Nov-25

Sample Receipt Checklist

Work Order ID: HS25110216

Date/Time Received: 06-Nov-2025 09:55

Client Name: ENTECH

Received by: Liam Senior

Completed By: /S/ Johnny Hernandez	06-Nov-2025 11:27	Reviewed by: /S/ Beverly Mustafa	06-Nov-2025 13:10
eSignature	Date/Time	eSignature	Date/Time

Matrices: **W**

Carrier name: **FedEx**

- Shipping container/cooler in good condition? Yes No Not Present
- Custody seals intact on shipping container/cooler? Yes No Not Present
- Custody seals intact on sample bottles? Yes No Not Present
- VOA/TX1005/TX1006 Solids in hermetically sealed vials? Yes No Not Present
- Chain of custody present? Yes No 2 Page(s)
- Chain of custody signed when relinquished and received? Yes No COC IDs:355046/355048
- Samplers name present on COC? Yes No
- Chain of custody agrees with sample labels? Yes No
- Samples in proper container/bottle? Yes No
- Sample containers intact? Yes No
- Sufficient sample volume for indicated test? Yes No
- All samples received within holding time? Yes No
- Container/Temp Blank temperature in compliance? Yes No

Temperature(s)/Thermometer(s):	3.5UC/3.5C	IR34
Cooler(s)/Kit(s):	54772	
Date/Time sample(s) sent to storage:	11/06/2025 11:27	
Water - VOA vials have zero headspace?	Yes <input checked="" type="checkbox"/> No <input type="checkbox"/>	No VOA vials submitted <input type="checkbox"/>
Water - pH acceptable upon receipt?	Yes <input type="checkbox"/> No <input type="checkbox"/>	N/A <input checked="" type="checkbox"/>
pH adjusted?	Yes <input type="checkbox"/> No <input type="checkbox"/>	N/A <input checked="" type="checkbox"/>
pH adjusted by:		

Login Notes: Trip blank not listed on Chain of Custody. Placed on hold

Client Contacted: Date Contacted: Person Contacted:

Contacted By: Regarding:

Comments:

Corrective Action:



Cincinnati, OH
+1 513 733 5336
Everett, WA
+1 425 356 2600

Fort Collins, CO
+1 970 490 1511
Holland, MI
+1 616 399 6070

Chain of Custody Form

Entech Consulting Corp.
Vac to Jal #3-Plains

Page 1 of 2

COC ID: 355046



ALS Project Manager:

Customer Information		Project Information		
Purchase Order	SRS 2003-00117	Project Name	Vac to Jal 3-Plains	A 8200 U (W/BET)
Work Order		Project Number	SRS 2003-00117	B 02.0 Min (W/PAN)
Company Name	Entech Consulting Corp	Bill To Company	Plains All American Pipeline, LP	C
Send Report To	Chan Patel	Invoice Attn	ENV-00 Accounts Payable	D
Address	21 Waterway Avenue Suite 300	Address	c/o ENV-00, Accounts Payable P.O. Box 4648	E
				F
City/State/Zip	The Woodlands, TX 77380	City/State/Zip	Houston TX 77210-4648	G
Phone	(713) 201-5704	Phone	(713) 645-4610	H
Fax	(281) 362-2704	Fax	(713) 646-4199	I
e-Mail Address	chan.patel@entechservice.com	e-Mail Address	apcustomerservice@paalp.com	J

No.	Sample Description	Date	Time	Matrix	Pres.	# Bottles	A	B	C	D	E	F	G	H	I	J	Hold
1	MW-1	11/4/25	1605	W	1	3	X										
2	MW-2	↓	1425	↓	↓	↓	↓										
3	MW-3		1100														
4	MW-4		1220														
5	MW-5		1530														
6	MW-6		1150														
7	MW-7		1120														
8	MW-8		1240														
9	MW-9		1300														
10	Rev-1		1640														

Sampler(s) Please Print & Sign James Watts		Shipment Method FedEx		Required Turnaround Time: (Check Box) <input checked="" type="checkbox"/> 1 Business Day <input type="checkbox"/> 2 Business Days <input type="checkbox"/> 3 Business Days <input type="checkbox"/> 4 Business Days				Results Due Date:		
Relinquished by: [Signature]	Date: 11/5/25	Time: 0800	Received by: [Signature]		Notes: Vac to Jal #3-Plains				QC Package: (Check One Box Below) <input type="checkbox"/> 100% <input type="checkbox"/> 50% <input checked="" type="checkbox"/> 25% <input type="checkbox"/> 10%	
Relinquished by:	Date:	Time:	Received by (Laboratory): [Signature] 11/4/25 RGS		Cooler ID IR34	Cooler Temp. 10.0	[Signature]			
Logged by (Laboratory):	Date:	Time:	Checked by (Laboratory):		Cooler ID SW772	Cooler Temp. 3.0	[Signature]			

Preservative Key: 1-HCl 2-HNO₃ 3-H₂SO₄ 4-NaOH 5-Na₂S₂O₃ 6-NaHSO₄ 7-Other 8-4°C 9-5035

Note: 1. Any changes must be made in writing once samples and COC Form have been submitted to ALS Environmental.
 2. Unless otherwise agreed in a formal contract, services provided by ALS Environmental are expressly limited to the terms and conditions stated on the reverse.
 3. The Chain of Custody is a legal document. All information must be completed accurately.



Cincinnati, OH
+1 513 733 5336
Everett, WA
+1 425 356 2600

Fort Collins, CO
+1 970 490 1511
Holland, MI
+1 616 399 6070

Chain of Custody Form


Page 2 of 2

COC ID: 355048

HS25110216

Entech Consulting Corp.
Vac to Jal #3-Plains

ALS Project Manager:



Customer Information		Project Information		
Purchase Order	SRS 2003-00117	Project Name	Vac to Jal #3-Plains	A 8260 LL W(BETX)
Work Order		Project Number	SRS 2003-00117	B 8270 Min W(PAH)
Company Name	Entech Consulting Corp	Bill To Company	Plains All American Pipeline, L.P	C
Send Report To	Chan Patel	Invoice Attn	ENV-00 Accounts Payable	D
Address	21 Waterway Avenue Suite 300	Address	c/o ENV-00, Accounts Payable P.O. Box 4648	E
				F
City/State/Zip	The Woodlands, TX 77380	City/State/Zip	Houston TX 77210-4048	G
Phone	(713) 201-5704	Phone	(713) 643-4610	H
Fax	(281) 363-2704	Fax	(713) 346-4199	I
e-Mail Address	chan.patel@entechservices.com	e-Mail Address	apcustomerservice@paalp.com	J

No.	Sample Description	Date	Time	Matrix	Pres.	# Bottles	A	B	C	D	E	F	G	H	I	J	Hold
1	RW-2	11/4/25	1335	W	I	3	X										
2	RW-3	↓	1700	↓	↓	↓	↓										
3	RW-4		1455														
4	RW-5		1400														
5	IW-2		1735														
6	DUP		—														
7																	
8																	
9																	
10																	

Sampler(s) Please Print & Sign JAMES WHITE		Shipment Method Fedex	Required Turnaround Time: (Check Box) <input checked="" type="checkbox"/> 24-48 Hrs <input type="checkbox"/> 5-7 Days <input type="checkbox"/> 10-14 Days <input type="checkbox"/> 21 Days	Results Due Date:
Relinquished by: [Signature]	Date: 11/5/25	Time: 0800	Received by: [Signature] 11/6/25 0955	Notes: Vac to Jal #3-Plains
Relinquished by:	Date:	Time:	Received by (Laboratory):	Cooler ID
Logged by (Laboratory):	Date:	Time:	Checked by (Laboratory):	Cooler Temp.
Preservative Key: 1-HCl 2-HNO ₃ 3-H ₂ SO ₄ 4-NaOH 5-Na ₂ S ₂ O ₃ 6-NaHSO ₄ 7-Other 8-4°C 9-5035				QC Package: (Check One Box Below) <input type="checkbox"/> None <input type="checkbox"/> Level 1 <input checked="" type="checkbox"/> Level 2 <input type="checkbox"/> Level 3

- Note: 1. Any changes must be made in writing once samples and COC Form have been submitted to ALS Environmental.
 2. Unless otherwise agreed in a formal contract, services provided by ALS Environmental are expressly limited to the terms and conditions stated on the reverse.
 3. The Chain of Custody is a legal document. All information must be completed accurately.

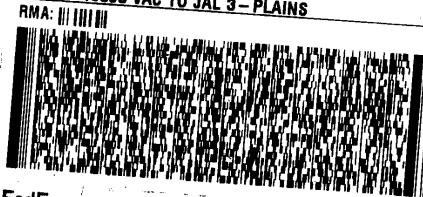
Copyright 2011 by ALS Environmental.

JAMES WHITE
ENTECH
5119 ZUNKER ROAD
ROSENBERG, TX 77471
UNITED STATES US

SHIP DATE: 29OCT25
ACTWGT: 1.00 LB MAN
CAD: 0221247/CAFE3953
DIMS: 19x16x13 IN

TO **SAMPLE RECEIVING**
ALS GROUP USA, CORP
10450 STANCLIFF ROAD
SUITE 210
HOUSTON TX 77099

(281) 530-6666
REF: 110303 VAC TO JAL 3 - PLAINS



FedEx
TRK# 4345 8804 4824
0221

THU - 06 NOV 5:00P
STANDARD OVERNIGHT

AB SGRA

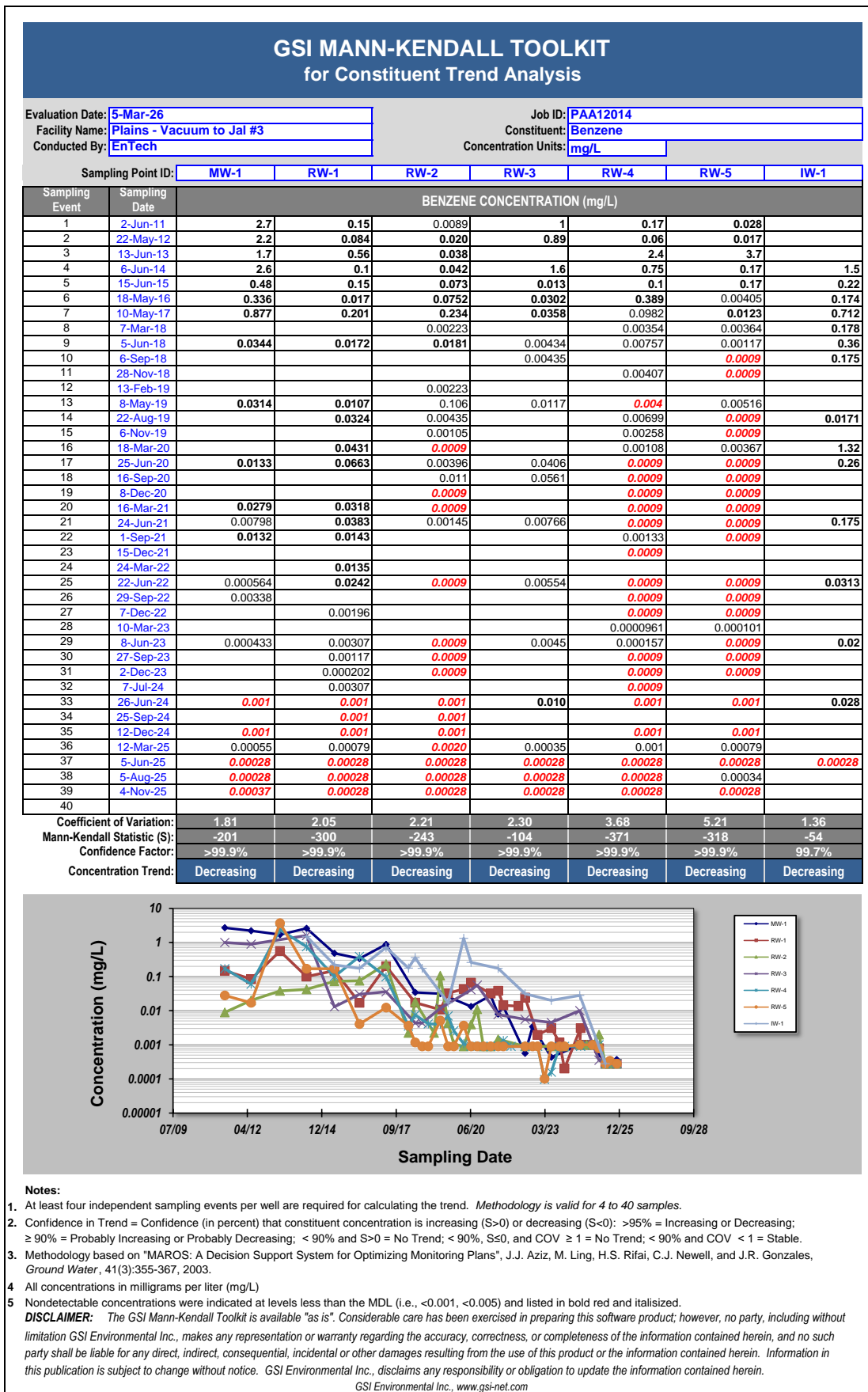
77099
TX-US IAH



Seal Broken By:	Date: 11/15/25	Time: 1:55 PM	Name: James White	Company: ENTECH
	CUSTODY SEAL			

APPENDIX B

Mann-Kendall Trend Test



GSI MANN-KENDALL TOOLKIT for Constituent Trend Analysis

Evaluation Date: 5-Mar-26	Job ID: PAA12014
Facility Name: Plains - Vacuum to Jal #3	Constituent: Benzene
Conducted By: EnTech	Concentration Units: mg/L

Sampling Point ID:	IW-2	IW-3			
--------------------	------	------	--	--	--

Sampling Event	Sampling Date	BENZENE CONCENTRATION (mg/L)			
1	2-Jun-11				
2	22-May-12				
3	13-Jun-13				
4	6-Jun-14	1	0.26		
5	15-Jun-15	0.43	0.12		
6	18-May-16	0.0025	0.0319		
7	10-May-17	0.138	0.0862		
8	7-Mar-18	0.0494	0.137		
9	5-Jun-18	0.0576	1.1		
10	6-Sep-18				
11	28-Nov-18	0.277	0.137		
12	13-Feb-19	0.0494	0.347		
13	8-May-19	0.0665			
14	22-Aug-19	0.0021			
15	6-Nov-19				
16	18-Mar-20				
17	25-Jun-20	0.00983	1.01		
18	16-Sep-20	0.0799			
19	8-Dec-20				
20	16-Mar-21	0.0306			
21	25-Jun-21	0.0125	0.386		
22	1-Sep-21	0.0126			
23	15-Dec-21				
24	22-Jun-22	0.00717	0.0584		
25	8-Jun-23	0.00513	0.0817		
26	26-Jun-24	0.001	0.004		
27	12-Mar-25	0.00067			
28	5-Jun-25	0.00028	0.00028		
29	5-Aug-25				
30	4-Nov-25	0.00028			
31					
32					
33					
34					
35					

Coefficient of Variation:	2.17	1.32			
Mann-Kendall Statistic (S):	-136	-20			
Confidence Factor:	>99.9%	84.8%			
Concentration Trend:	Decreasing	No Trend			

Notes:

- At least four independent sampling events per well are required for calculating the trend. *Methodology is valid for 4 to 40 samples.*
- Confidence in Trend = Confidence (in percent) that constituent concentration is increasing (S>0) or decreasing (S<0): >95% = Increasing or Decreasing; ≥ 90% = Probably Increasing or Probably Decreasing; < 90% and S>0 = No Trend; < 90%, S=0, and COV ≥ 1 = No Trend; < 90% and COV < 1 = Stable.
- Methodology based on "MAROS: A Decision Support System for Optimizing Monitoring Plans", J.J. Aziz, M. Ling, H.S. Rifai, C.J. Newell, and J.R. Gonzales, *Ground Water*, 41(3):355-367, 2003.
- All concentrations in milligrams per liter (mg/L)
- Nondetectable concentrations were indicated at levels less than the MDL (i.e., <0.001, <0.005) and listed in bold red and italicized.

DISCLAIMER: The GSI Mann-Kendall Toolkit is available "as is". Considerable care has been exercised in preparing this software product; however, no party, including without limitation GSI Environmental Inc., makes any representation or warranty regarding the accuracy, correctness, or completeness of the information contained herein, and no such party shall be liable for any direct, indirect, consequential, incidental or other damages resulting from the use of this product or the information contained herein. Information in this publication is subject to change without notice. GSI Environmental Inc., disclaims any responsibility or obligation to update the information contained herein.

GSI Environmental Inc., www.gsi-net.com

APPENDIX C

2018-2025 Historical Monitor Well Survey Data and Groundwater Elevation

APPENDIX D

2005-2025 Historical Monitor Well Survey Data and Groundwater Elevation

APPENDIX E

Historical Groundwater Analytical Results

Sante Fe Main Office
Phone: (505) 476-3441

General Information
Phone: (505) 629-6116

Online Phone Directory
<https://www.emnrd.nm.gov/ocd/contact-us>

State of New Mexico
Energy, Minerals and Natural Resources
Oil Conservation Division
1220 S. St Francis Dr.
Santa Fe, NM 87505

CONDITIONS

Action 578780

CONDITIONS

Operator: PLAINS MARKETING L.P. 333 Clay Street Suite 1900 Houston, TX 77002	OGRID: 34053
	Action Number: 578780
	Action Type: [UF-GWA] Ground Water Abatement (GROUND WATER ABATEMENT)

CONDITIONS

Created By	Condition	Condition Date
owen.sitler	This report is accepted with the following conditions: 1) Continue bimonthly PSH recovery as prescribed from monitor and recovery wells (MW-1, RW-1, RW-2, RW-4, RW-5, IW-1, IW-2 and IW-3); 2) In wells without free product, continue quarterly monitoring for constituents of concern; 3) Collect PAH sample on an annual basis as prescribed; 4) Submit 2026 annual monitoring report, including recommendations, no later than May 14, 2027.	4/24/2026