

Office
 District I – (575) 393-6161
 1625 N. French Dr., Hobbs, NM 88240
 District II – (575) 748-1283
 811 S. First St., Artesia, NM 88210
 District III – (505) 334-6178
 1000 Rio Brazos Rd., Aztec, NM 87410
 District IV – (505) 476-3460
 1220 S. St. Francis Dr., Santa Fe, NM
 87505

State of New Mexico
 Energy, Minerals and Natural Resources

Form C-103
 Revised July 18, 2013

OIL CONSERVATION DIVISION
 1220 South St. Francis Dr.
 Santa Fe, NM 87505

SUNDRY NOTICES AND REPORTS ON WELLS (DO NOT USE THIS FORM FOR PROPOSALS TO DRILL OR TO DEEPEN OR PLUG BACK TO A DIFFERENT RESERVOIR. USE "APPLICATION FOR PERMIT" (FORM C-101) FOR SUCH PROPOSALS.)		WELL API NO. 30-039-21050
1. Type of Well: Oil Well <input type="checkbox"/> Gas Well <input checked="" type="checkbox"/> Other		5. Indicate Type of Lease STATE <input type="checkbox"/> FEE <input checked="" type="checkbox"/>
2. Name of Operator Hilcorp Energy Company		6. State Oil & Gas Lease No. FEE
3. Address of Operator 382 Road 3100, Aztec, NM 87410		7. Lease Name or Unit Agreement Name San Juan 29-5 Unit
4. Well Location Unit Letter <u>H</u> : <u>1760</u> feet from the <u>North</u> line and <u>960</u> feet from the <u>East</u> line Section <u>28</u> Township <u>29N</u> Range <u>5W</u> NMPM County <u>Rio Arriba</u>		8. Well Number <u>70</u>
11. Elevation (Show whether DR, RKB, RT, GR, etc.) 6630' GL		9. OGRID Number 372171
		10. Pool name or Wildcat Blanco Mesaverde / Basin Dakota

12. Check Appropriate Box to Indicate Nature of Notice, Report or Other Data

NOTICE OF INTENTION TO:		SUBSEQUENT REPORT OF:	
PERFORM REMEDIAL WORK <input type="checkbox"/>	PLUG AND ABANDON <input type="checkbox"/>	REMEDIAL WORK <input type="checkbox"/>	ALTERING CASING <input type="checkbox"/>
TEMPORARILY ABANDON <input type="checkbox"/>	CHANGE PLANS <input type="checkbox"/>	COMMENCE DRILLING OPNS. <input type="checkbox"/>	P AND A <input type="checkbox"/>
PULL OR ALTER CASING <input type="checkbox"/>	MULTIPLE COMPL <input type="checkbox"/>	CASING/CEMENT JOB <input type="checkbox"/>	
DOWNHOLE COMMINGLE <input type="checkbox"/>			
CLOSED-LOOP SYSTEM <input type="checkbox"/>			
OTHER: <input checked="" type="checkbox"/> RECOMPLETE		OTHER: <input type="checkbox"/>	

13. Describe proposed or completed operations. (Clearly state all pertinent details, and give pertinent dates, including estimated date of starting any proposed work). SEE RULE 19.15.7.14 NMAC. For Multiple Completions: Attach wellbore diagram of proposed completion or recompletion.

Hilcorp Energy Company requests permission to recomplete the subject well in the Blanco Mesaverde and downhole commingle with the existing Basin Dakota. Please see the attached procedure, wellbore diagram, plat and natural gas management plan. A closed loop system will be used.

Spud Date:

Rig Release Date:

I hereby certify that the information above is true and complete to the best of my knowledge and belief.

SIGNATURE Kandis Roland TITLE: Operations/Regulatory Technician-Sr. DATE 3/3/2022

Type or print name Kandis Roland E-mail address: kroland@hilcorp.com PHONE: 713-757-5246

For State Use Only

APPROVED BY: _____ TITLE _____ DATE _____

Conditions of Approval (if any):

San Juan 29-5 Unit 70

H-28-29N-05W 1760 FNL 960 FEL

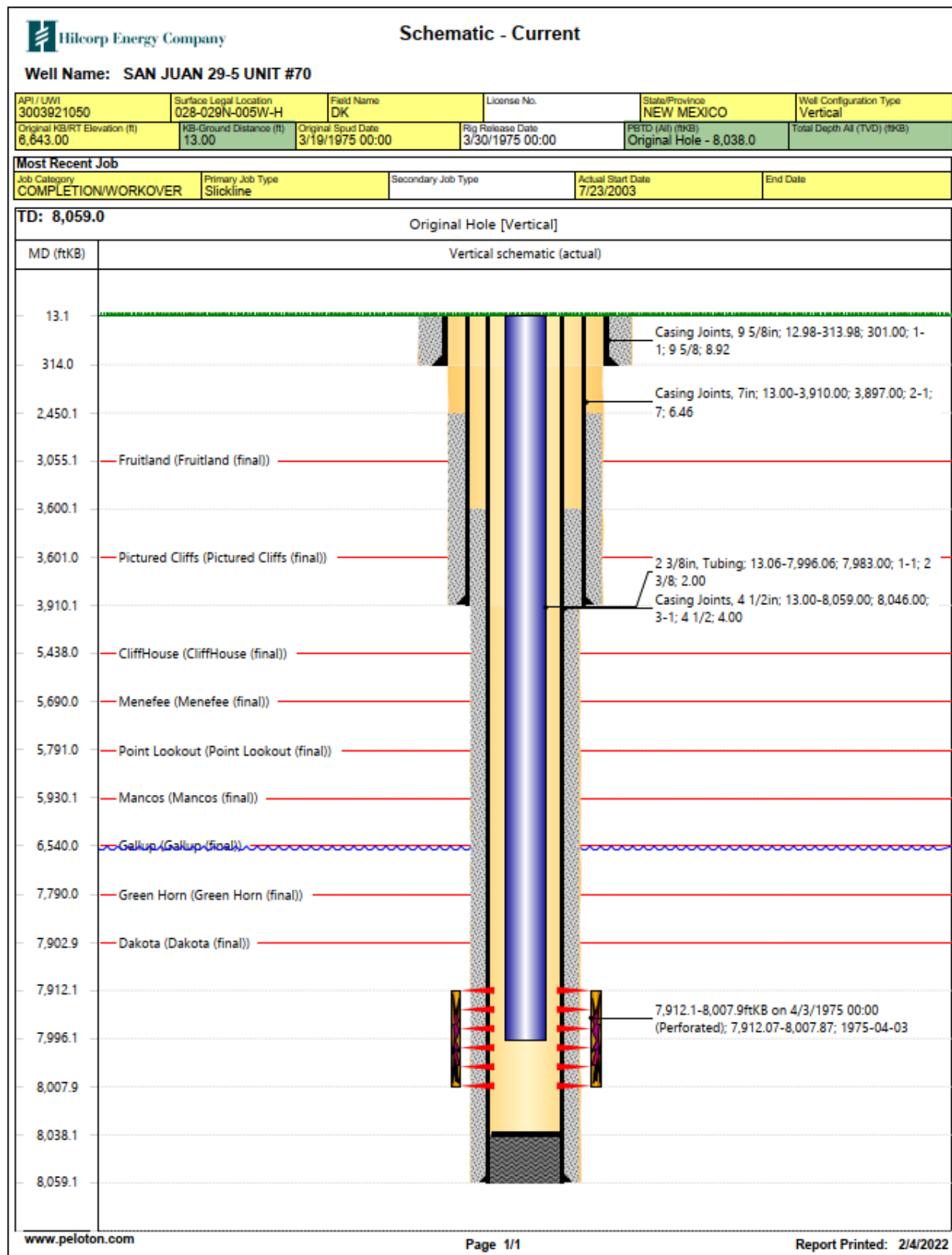
API#: 3003921050

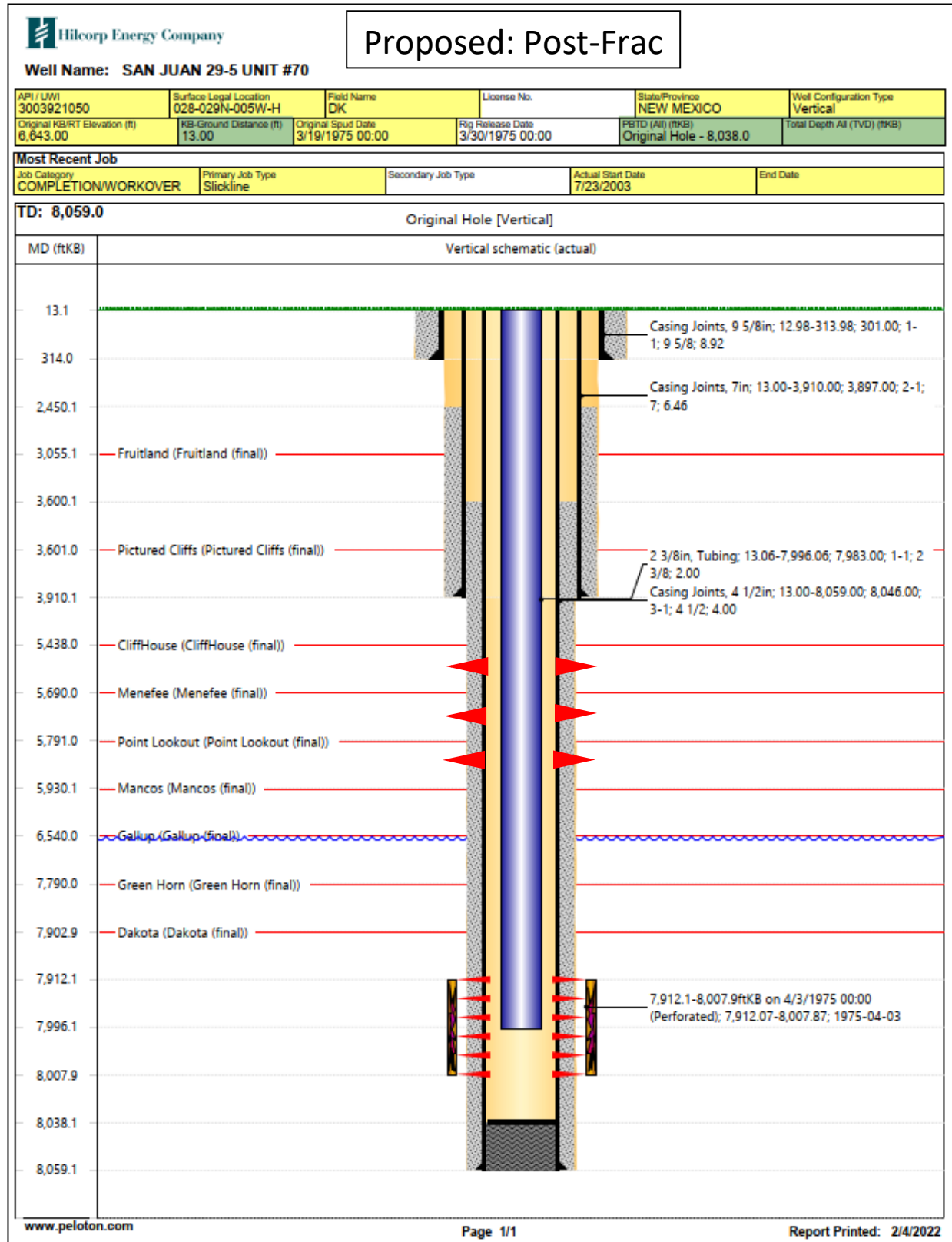
Mesa Verde Recompletion Procedure

2/15/2022

Procedure:

1. MIRU service rig and associated equipment.
2. Test BOP's.
3. TOO H w/ 2-3/8" tubing currently set with EOT at 7,996'.
4. Set a CIBP to isolate the Dakota @ +/- 7,862'.
5. Load the hole.
6. Pressure test casing to maximum fracture pressure.
7. Run CBL to confirm cement isolation. Send to agencies with proposed path forward & await approval.
8. ND BOP's. NU frac stack and test same to maximum fracture pressure.
9. RDMO service rig.
10. MIRU frac spread.
11. Perforate and frac the Mesa Verde from 5,438' to 5,930'. RDMO frac spread.
12. MIRU service rig.
13. Test BOP's.
14. PU mill and RIH to clean out to Dakota isolation plug.
15. When water and sand rates are acceptable, flow test the Mesa Verde.
16. Drill out Dakota isolation plug and TOO H.
17. TIH and land production tubing. Obtain a commingled Dakota flow rate.
18. ND BOP's, NU production tree.
19. RDMO service rig & turn well over to production.





District I

1625 N. French Dr., Hobbs, NM 88240
Phone:(575) 393-6161 Fax:(575) 393-0720

District II

811 S. First St., Artesia, NM 88210
Phone:(575) 748-1283 Fax:(575) 748-9720

District III

1000 Rio Brazos Rd., Aztec, NM 87410
Phone:(505) 334-6178 Fax:(505) 334-6170

District IV

1220 S. St Francis Dr., Santa Fe, NM 87505
Phone:(505) 476-3470 Fax:(505) 476-3462

State of New Mexico
Energy, Minerals and Natural
Resources
Oil Conservation Division
1220 S. St Francis Dr.
Santa Fe, NM 87505

Form C-102
August 1, 2011

Permit 308678

WELL LOCATION AND ACREAGE DEDICATION PLAT

1. API Number 30-039-21050	2. Pool Code 72319	3. Pool Name BLANCO-MESAVERDE (PRORATED GAS)
4. Property Code 318837	5. Property Name San Juan 29-5 Unit	6. Well No. 070
7. OGRID No. 372171	8. Operator Name HILCORP ENERGY COMPANY	9. Elevation 6630

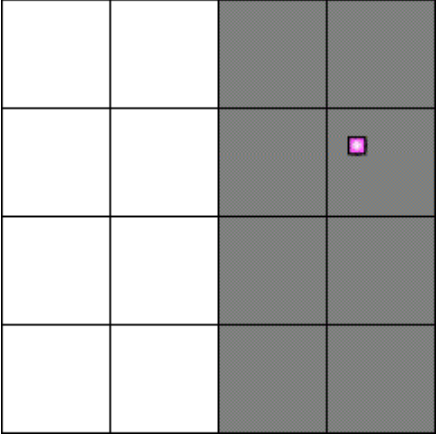
10. Surface Location

UL - Lot H	Section 28	Township 29N	Range 05W	Lot Idn	Feet From 1760	N/S Line N	Feet From 960	E/W Line E	County RIO ARRIBA
---------------	---------------	-----------------	--------------	---------	-------------------	---------------	------------------	---------------	-------------------------

11. Bottom Hole Location If Different From Surface

UL - Lot	Section	Township	Range	Lot Idn	Feet From	N/S Line	Feet From	E/W Line	County
12. Dedicated Acres 320.00 E/2			13. Joint or Infill			14. Consolidation Code	15. Order No.		

NO ALLOWABLE WILL BE ASSIGNED TO THIS COMPLETION UNTIL ALL INTERESTS HAVE BEEN CONSOLIDATED OR A NON-STANDARD UNIT HAS BEEN APPROVED BY THE DIVISION

	<p style="text-align: center;">OPERATOR CERTIFICATION</p> <p><i>I hereby certify that the information contained herein is true and complete to the best of my knowledge and belief, and that this organization either owns a working interest or unleased mineral interest in the land including the proposed bottom hole location(s) or has a right to drill this well at this location pursuant to a contract with an owner of such a mineral or working interest, or to a voluntary pooling agreement or a compulsory pooling order heretofore entered by the division.</i></p> <p>E-Signed By: Kandis Roland Title: Regulatory Tech Date: 2/16/2022</p> <hr/> <p style="text-align: center;">SURVEYOR CERTIFICATION</p> <p><i>I hereby certify that the well location shown on this plat was plotted from field notes of actual surveys made by me or under my supervision, and that the same is true and correct to the best of my belief.</i></p> <p>Surveyed By: James P. Leese Date of Survey: 2/13/1975 Certificate Number: 1463</p>
--	---

State of New Mexico
Energy, Minerals and Natural Resources Department

Submit Electronically
Via E-permitting

Oil Conservation Division
1220 South St. Francis Dr.
Santa Fe, NM 87505

NATURAL GAS MANAGEMENT PLAN

This Natural Gas Management Plan must be submitted with each Application for Permit to Drill (APD) for a new or recompleted well.

Section 1 – Plan Description Effective May 25, 2021

I. Operator: Hilcorp Energy Company **OGRID:** 372171 **Date:** 2/16/2022

II. Type: ☒ Original ☐ Amendment due to ☐ 19.15.27.9.D(6)(a) NMAC ☐ 19.15.27.9.D(6)(b) NMAC ☐ Other.

If Other, please describe: _____

III. Well(s): Provide the following information for each new or recompleted well or set of wells proposed to be drilled or proposed to be recompleted from a single well pad or connected to a central delivery point.

Well Name	API	ULSTR	Footages	Anticipat ed Oil BBL/D	Anticipated Gas MCF/D	Anticipated Produced Water BBL/D
San Juan 29-5 Unit 70	3003921050	H-28-29N-5W	1760' FNL & 960' FEL	0.2	600	5

IV. Central Delivery Point Name: Chaco-Blanco Processing Plant [See 19.15.27.9(D)(1) NMAC]

V. Anticipated Schedule: Provide the following information for each new or recompleted well or set of wells proposed to be drilled or proposed to be recompleted from a single well pad or connected to a central delivery point.

Well Name	API	Spud Date	TD Reached Date	Completion Commencement Date	Initial Flow Back Date	First Production Date
<u>San Juan 29-5 Unit 70</u>	<u>3003921050</u>	<u>N/A</u>	<u>N/A</u>	<u>N/A</u>	<u>N/A</u>	<u>Not Yet Scheduled</u>

VI. Separation Equipment: ☒ Attach a complete description of how Operator will size separation equipment to optimize gas capture.

VII. Operational Practices: ☒ Attach a complete description of the actions Operator will take to comply with the requirements of Subsection A through F of 19.15.27.8 NMAC.

VIII. Best Management Practices: ☒ Attach a complete description of Operator's best management practices to minimize venting during active and planned maintenance.

Section 3 - Certifications

Effective May 25, 2021

Operator certifies that, after reasonable inquiry and based on the available information at the time of submittal:

☒ Operator will be able to connect the well(s) to a natural gas gathering system in the general area with sufficient capacity to transport one hundred percent of the anticipated volume of natural gas produced from the well(s) commencing on the date of first production, taking into account the current and anticipated volumes of produced natural gas from other wells connected to the pipeline gathering system; or

☐ Operator will not be able to connect to a natural gas gathering system in the general area with sufficient capacity to transport one hundred percent of the anticipated volume of natural gas produced from the well(s) commencing on the date of first production, taking into account the current and anticipated volumes of produced natural gas from other wells connected to the pipeline gathering system.

If Operator checks this box, Operator will select one of the following:

Well Shut-In. ☐ Operator will shut-in and not produce the well until it submits the certification required by Paragraph (4) of Subsection D of 19.15.27.9 NMAC; or

Venting and Flaring Plan. ☐ Operator has attached a venting and flaring plan that evaluates and selects one or more of the potential alternative beneficial uses for the natural gas until a natural gas gathering system is available, including:

- (a) power generation on lease;
- (b) power generation for grid;
- (c) compression on lease;
- (d) liquids removal on lease;
- (e) reinjection for underground storage;
- (f) reinjection for temporary storage;
- (g) reinjection for enhanced oil recovery;
- (h) fuel cell production; and
- (i) other alternative beneficial uses approved by the division.

Section 4 - Notices

1. If, at any time after Operator submits this Natural Gas Management Plan and before the well is spud:

(a) Operator becomes aware that the natural gas gathering system it planned to connect the well(s) to has become unavailable or will not have capacity to transport one hundred percent of the production from the well(s), no later than 20 days after becoming aware of such information, Operator shall submit for OCD's approval a new or revised venting and flaring plan containing the information specified in Paragraph (5) of Subsection D of 19.15.27.9 NMAC; or

(b) Operator becomes aware that it has, cumulatively for the year, become out of compliance with its baseline natural gas capture rate or natural gas capture requirement, no later than 20 days after becoming aware of such information, Operator shall submit for OCD's approval a new or revised Natural Gas Management Plan for each well it plans to spud during the next 90 days containing the information specified in Paragraph (2) of Subsection D of 19.15.27.9 NMAC, and shall file an update for each Natural Gas Management Plan until Operator is back in compliance with its baseline natural gas capture rate or natural gas capture requirement.

2. OCD may deny or conditionally approve an APD if Operator does not make a certification, fails to submit an adequate venting and flaring plan which includes alternative beneficial uses for the anticipated volume of natural gas produced, or if OCD determines that Operator will not have adequate natural gas takeaway capacity at the time a well will be spud.

I certify that, after reasonable inquiry, the statements in and attached to this Natural Gas Management Plan are true and correct to the best of my knowledge and acknowledge that a false statement may be subject to civil and criminal penalties under the Oil and Gas Act.

Signature: <i>Kandis Roland</i>
Printed Name: Kandis Roland
Title: Operations/Regulatory Tech Sr.
E-mail Address: kroland@hilcorp.com
Date: 2/16/2022
Phone: 713-757-5246
OIL CONSERVATION DIVISION (Only applicable when submitted as a standalone form)
Approved By:
Title:
Approval Date:
Conditions of Approval:

VI. Separation Equipment:

Hilcorp Energy Company (HEC or Operator) production facilities include separation equipment designed to efficiently separate gas from liquid phases to optimize gas capture based on projected and estimated volumes from the targeted pool of our recompleting project. HEC will utilize flowback separation equipment and production separation equipment designed and built to industry specifications after the recompleting to optimize gas capture and send gas to sales or flare based on analytical composition. HEC operates facilities that are typically one-well facilities. Production separation equipment is upgraded prior to well being completed, if determined to be undersized or inadequate. This equipment is already on-site and tied into our sales gas lines prior to the recompleting operations.

VII. Operational Practices:

1. Subsection (A) Venting and Flaring of Natural Gas
 - HEC understands the requirements of NMAC 19.15.27.8 which outlines that the venting and flaring of natural gas during drilling, completion or production operations that constitutes waste as defined in 19.15.2 are prohibited.
2. Subsection (B) Venting and Flaring during drilling operations
 - This gas capture plan isn't for a well being drilled.
3. Subsection (C) Venting and flaring during completion or recompleting
 - Flowlines will be routed for flowback fluids into a completion or storage tank and if feasible under well conditions, flare rather than vent and commence operation of a separator as soon as it is technically feasible for a separator to function.
 - At any point in the well life (completion, production, inactive) an audio, visual and olfactory inspection be performed at prescribed intervals (weekly or monthly) pursuant to Subsection D of 19.15.27.8 NMAC, to confirm that all production equipment is operating properly and there are no leaks or releases.
4. Subsection (D) Venting and flaring during production operations
 - At any point in the well life (completion, production, inactive) an audio, visual and olfactory inspection be performed at prescribed intervals (weekly or monthly) pursuant to Subsection D of 19.15.27.8 NMAC, to confirm that all production equipment is operating properly and there are no leaks or releases.
 - Monitor manual liquid unloading for wells on-site or in close proximity (<30 minutes' drive time), take reasonable actions to achieve a stabilized rate and pressure at the earliest practical time, and take reasonable actions to minimize venting to the maximum extent practicable.
 - HEC will not vent or flare except during the approved activities listed in NMAC 19.15.27.8 (D) 1-4.
5. Subsection (E) Performance standards
 - All tanks and separation equipment are designed for maximum throughput and pressure to minimize waste.
 - If a flare is utilized during production operations it will have a continuous pilot and is located more than 100 feet from any known well or storage tanks.
 - At any point in the well life (completion, production, inactive) an audio, visual and olfactory inspection be performed at prescribed intervals (weekly or monthly) pursuant to Subsection D of 19.15.27.8 NMAC, to confirm that all production equipment is operating properly and there are no leaks or releases.

6. Subsection (F) Measurement or estimation of vented and flared natural gas
 - Measurement equipment is installed to measure the volume of natural gas flared from process piping.
 - When measurement isn't practicable, estimation of vented and flared natural gas will be completed as noted in 19.15.27.8 (F) 5-6.

VIII. Best Management Practices:

1. Operator has adequate storage and takeaway capacity for wells it chooses to recomplete as the flowlines at the sites are already in place and tied into a gathering system.
2. Operator will flare rather than vent vessel blowdown gas when technically feasible during active and/or planned maintenance to equipment on-site.
3. Operator combusts natural gas that would otherwise be vented or flared, when technically feasible.
4. Operator will shut in wells in the event of a takeaway disruption, emergency situation, or other operations where venting or flaring may occur due to equipment failures.

District I

1625 N. French Dr., Hobbs, NM 88240
Phone:(575) 393-6161 Fax:(575) 393-0720

District II

811 S. First St., Artesia, NM 88210
Phone:(575) 748-1283 Fax:(575) 748-9720

District III

1000 Rio Brazos Rd., Aztec, NM 87410
Phone:(505) 334-6178 Fax:(505) 334-6170

District IV

1220 S. St Francis Dr., Santa Fe, NM 87505
Phone:(505) 476-3470 Fax:(505) 476-3462

State of New Mexico
Energy, Minerals and Natural Resources
Oil Conservation Division
1220 S. St Francis Dr.
Santa Fe, NM 87505

CONDITIONS

Action 85806

CONDITIONS

Operator: HILCORP ENERGY COMPANY 1111 Travis Street Houston, TX 77002	OGRID: 372171
	Action Number: 85806
	Action Type: [C-103] NOI Recompletion (C-103E)

CONDITIONS

Created By	Condition	Condition Date
kpickford	DHC required	3/7/2022
kpickford	Notify NMOCD 24 Hours Prior to beginning operations	3/7/2022