

State of New Mexico
Energy, Minerals and Natural Resources

Form C-103
Revised July 18, 2013

OIL CONSERVATION DIVISION
1220 South St. Francis Dr.
Santa Fe, NM 87505

<p>SUNDRY NOTICES AND REPORTS ON WELLS (DO NOT USE THIS FORM FOR PROPOSALS TO DRILL OR TO DEEPEN OR PLUG BACK TO A DIFFERENT RESERVOIR. USE "APPLICATION FOR PERMIT" (FORM C-101) FOR SUCH PROPOSALS.)</p> <p>1. Type of Well: Oil Well <input type="checkbox"/> Gas Well <input type="checkbox"/> Other: Acid Gas Injection Well <input checked="" type="checkbox"/></p> <p>2. Name of Operator DCP Operating Company, LP</p> <p>3. Address of Operator 6900 E. Layton Ave, Suite 900, Denver, CO 80237</p> <p>4. Well Location Surface Zia AGI#1 Unit Letter <u>L</u> : <u>2,100</u> feet from the SOUTH line and <u>950</u> feet from the WEST line Zia AGI D#2 Unit Letter <u>L</u> : <u>1893</u> feet from the SOUTH line and <u>950</u> feet from the WEST line Section <u>19</u> Township <u>19S</u> Range <u>32E</u> NMPM County <u>Lea</u></p>		WELL API NO. Zia AGI #1 30-025-42208 Zia AGI D#2 30-025-42207
		5. Indicate Type of Lease BLM STATE <input type="checkbox"/> FEE <input type="checkbox"/>
		6. State Oil & Gas Lease No. NMLC065863
		7. Lease Name or Unit Agreement Name Zia AGI
		8. Well Number #1 and D#2
		9. OGRID Number 36785
		10. Pool name or Wildcat #1 AGI: Cherry Canyon/Brushy Canyon D#2 AGI: Devonian/Fusselman/Montoya
11. Elevation (Show whether DR, RKB, RT, GR, etc.) 3,550 (GR)		

12. Check Appropriate Box to Indicate Nature of Notice, Report or Other Data

NOTICE OF INTENTION TO:		SUBSEQUENT REPORT OF:	
PERFORM REMEDIAL WORK <input type="checkbox"/>	PLUG AND ABANDON <input type="checkbox"/>	REMEDIAL WORK <input type="checkbox"/>	ALTERING CASING <input type="checkbox"/>
TEMPORARILY ABANDON <input type="checkbox"/>	CHANGE PLANS <input type="checkbox"/>	COMMENCE DRILLING OPNS. <input type="checkbox"/>	P AND A <input type="checkbox"/>
PULL OR ALTER CASING <input type="checkbox"/>	MULTIPLE COMPL <input type="checkbox"/>	CASING/CEMENT JOB <input type="checkbox"/>	
DOWNHOLE COMMINGLE <input type="checkbox"/>			
CLOSED-LOOP SYSTEM <input type="checkbox"/>			
OTHER: <input type="checkbox"/>		OTHER: Quarterly Injection Data Reports <input checked="" type="checkbox"/>	

13. Describe proposed or completed operations. (Clearly state all pertinent details, and give pertinent dates, including estimated date of starting any proposed work). SEE RULE 19.15.7.14 NMAC. For Multiple Completions: Attach wellbore diagram of proposed completion or recompletion. **Wellbore Diagrams attached.**

Zia AGI#1 MAOP 2,233 psig NMOCC Order R-13809 / Zia AGI D#2 MAOP 5,208 psig NMOCC Order R-14207

Quarterly Report for the period from October 1 to December 31 (Q4) Pursuant to NMOCC Orders 13809 and 14207 for Zia AGI #1 and AGI D#2, respectively.

This report includes the data and analysis of surface injection pressure, TAG temperature, casing annular pressure as well as downhole injection pressure, temperature, and annular pressure for the Zia AGI#1 and for the Zia AGI D#2 for Q4, 2024. AGI D#2 is the primary well for this facility with the Zia AGI #1 to be used only as a redundant and backup well. Based on data for surface injection/annular pressure and their current MITs, both wells continue to show excellent integrity. For this quarter, the values for injection parameters are generally stable and yielded the following results which are graphed in detail in attached Figures 1 through 10. All the values presented below are averages for the static conditions in AGI #1 since the well was not in operation for the entire reporting period. Only AGI D#2 was operated during this quarter and its average values represent the normal operational condition of the well. Average injection rates for AGI D#2 have remained generally the same (5.01 MMSCFD in Q3, 2024 and 4.53 MMSCFD in Q4, 2024).

AGI #1 Surface Measurements (inactive): Average TAG Line Pressure: 5.07 psig, Average Annular Pressure: 316 psig, Average Pressure Differential: -311 psig, Average Tag Line Temperature: 82 °F, Average TAG injection rate: 0.00 MMSCFD (not in use this quarter).

AGI #1 Downhole Measurements (inactive): Average bottom hole pressure: 3,274 psig, Average annular bottom hole pressure: 2,285 psig, Average annular bottom hole temperature: 98 °F, Average bottom hole TAG Temperature: 98 °F (all unchanged since 2021).

AGI D#2 Surface Measurements: Average TAG Injection Pressure: 1,955 psig, Average Annular Pressure: 415 psig, Average Pressure Differential: 1,540 psig, Average Tag Temperature: 122 °F, Average TAG injection rate: 4.53 MMSCFD.

AGI D#2 Downhole Measurements: Average bottom hole pressure 6,653 psig, Average bottom hole TAG Temperature: 165 °F. Only AGI D#2 was operated during this reporting period.

Note that from November 19 through December 16, AGI #2 experienced a brief outage with the surface injection temperature unit. The data gathered throughout this quarter demonstrate the correlative behavior of the annular pressure with the flowrate, injection pressure and temperature confirming that both wells have good integrity and are functioning appropriately within the requirements of their respective NMOCC orders. No mechanical changes to the either well or wellhead have been made since the last quarterly report. Well AGI D#2 displays excellent reservoir characteristics easily accommodating the required volumes of TAG from the facility. This well will be used as the primary disposal well for the facility with the AGI #1 well being operated as needed to confirm functionality and to allow for any required future maintenance on the AGI D#2 well.

I hereby certify that the information above is true and complete to the best of my knowledge and belief.



SIGNATURE _____ TITLE Consultant to DCP Midstream LP DATE 1/2/2025
Type or print name: Alberto A Gutiérrez, RG E-mail address: aag@geolex.com PHONE: 505-842-8000

For State Use Only

APPROVED BY: _____ TITLE _____ DATE _____
Conditions of Approval (if any):

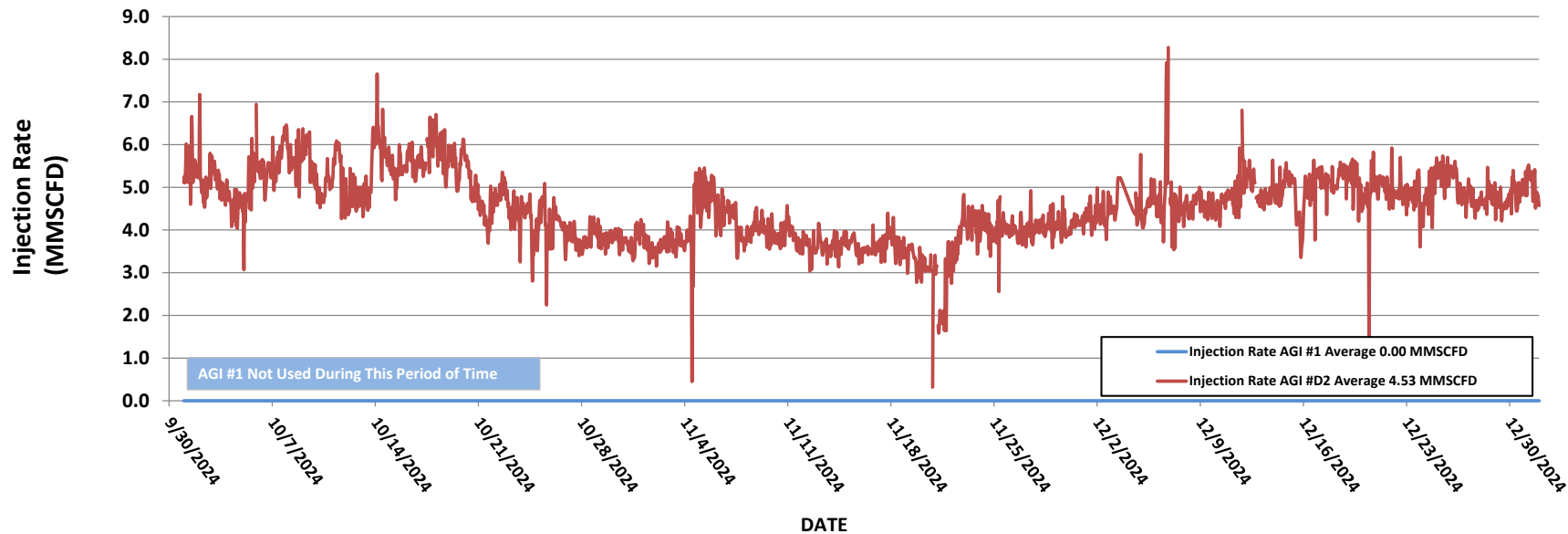
FIGURE 1: ZIA AGI #1 AND AGI #D2 INJECTION RATES

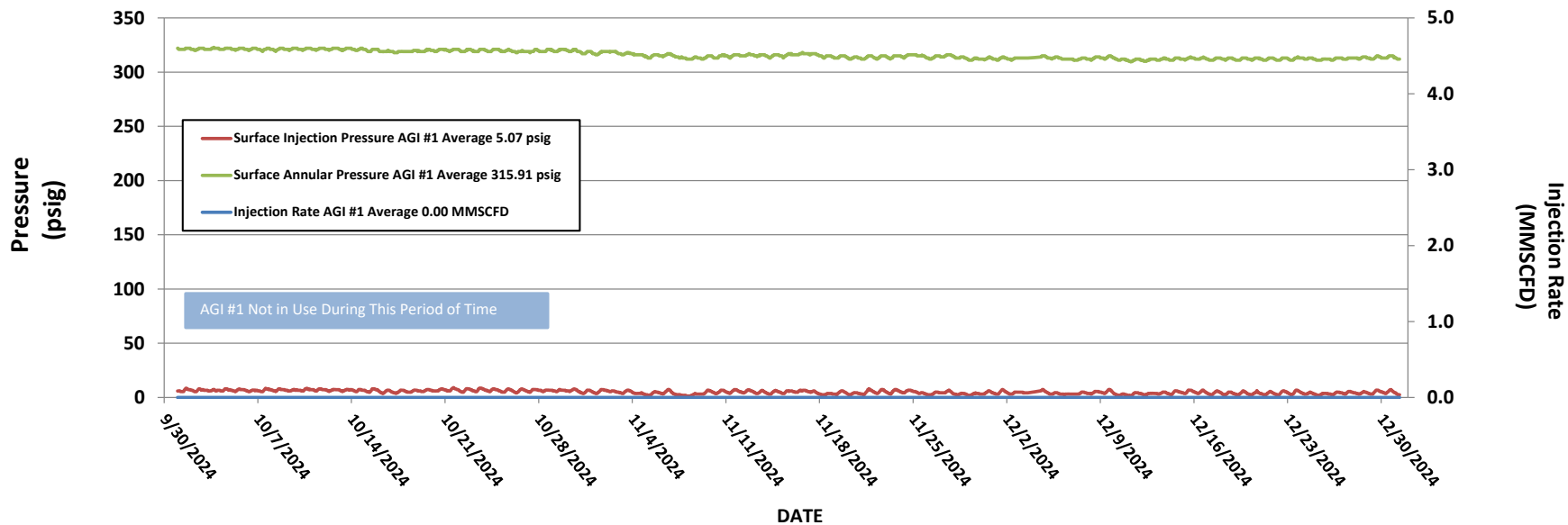
FIGURE 2: ZIA AGI #1 SURFACE INJECTION PRESSURE, ANNULAR PRESSURE AND INJECTION RATE

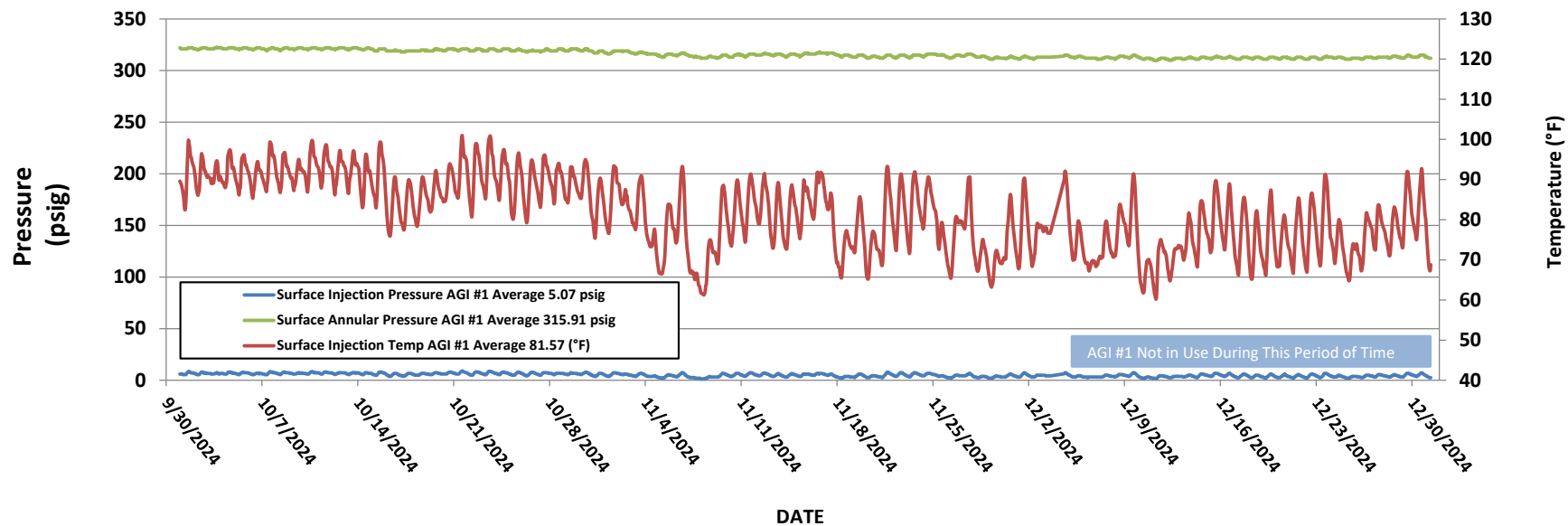
FIGURE 3: ZIA AGI #1 SURFACE INJECTION PRESSURE, ANNULAR PRESSURE AND INJECTION TEMPERATURE

FIGURE 4: ZIA AGI #1 SURFACE INJECTION PRESSURE AND BOTTOM HOLE PRESSURE

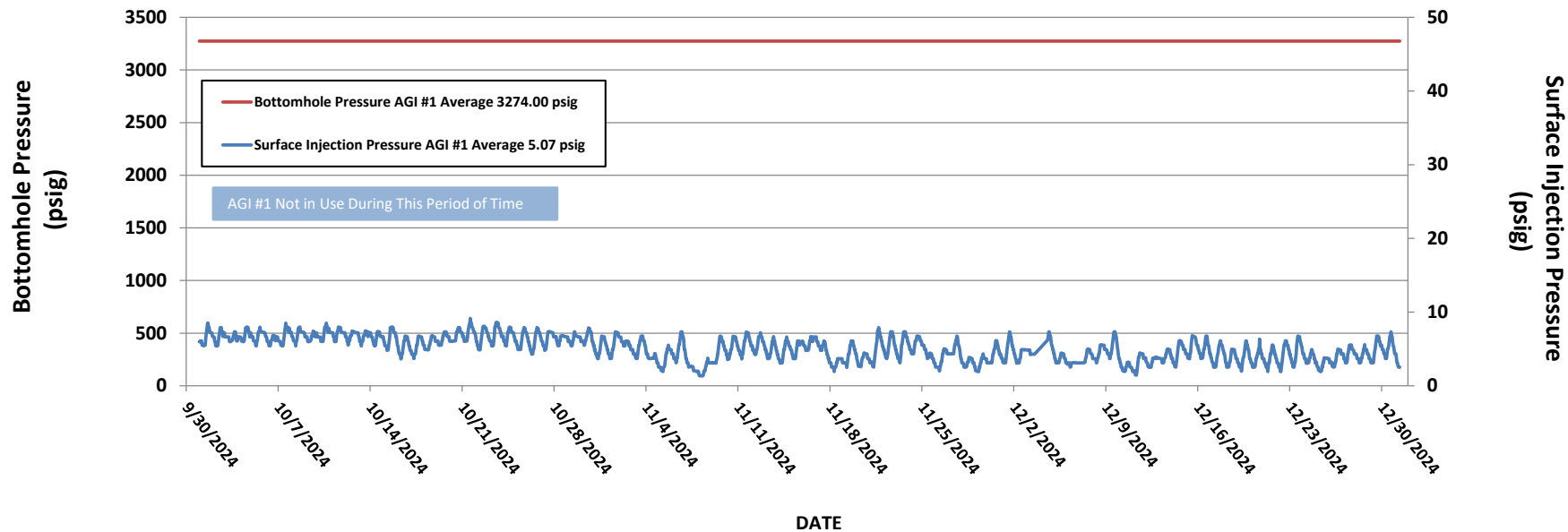


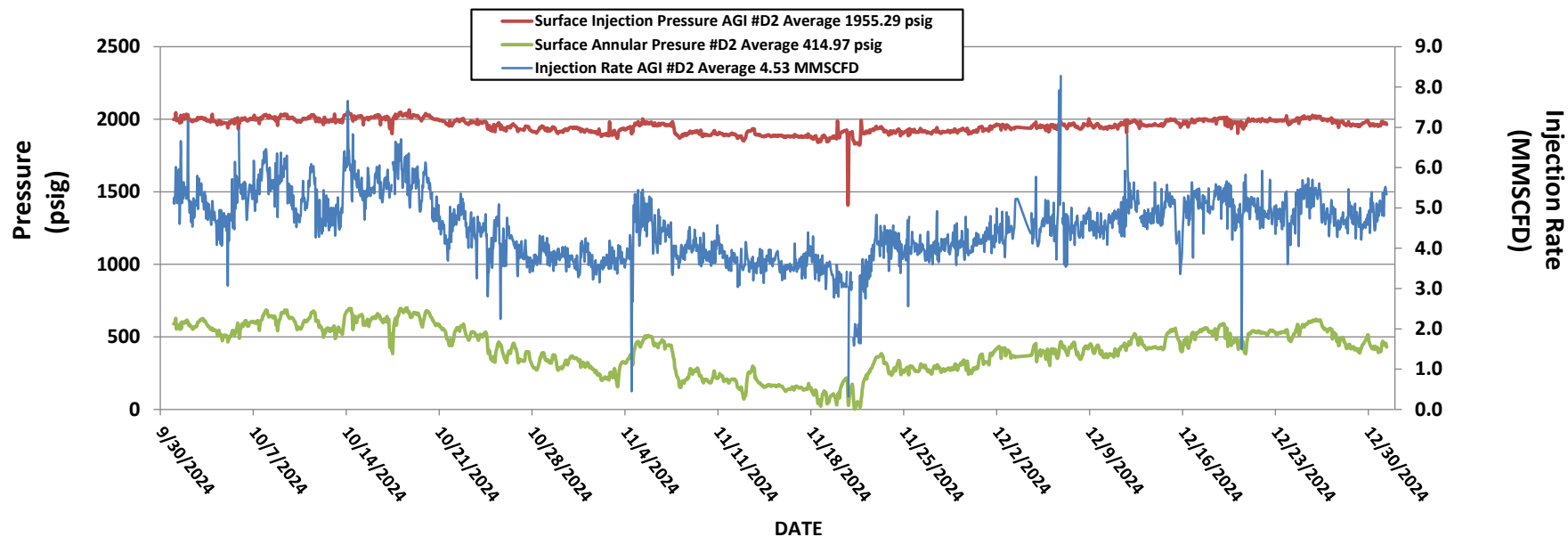
FIGURE 5: ZIA AGI #D2 SURFACE INJECTION PRESSURE, ANNULAR PRESSURE AND INJECTION RATE

FIGURE 6: ZIA AGI #D2 SURFACE INJECTION PRESSURE, ANNULAR PRESSURE AND INJECTION TEMPERATURE

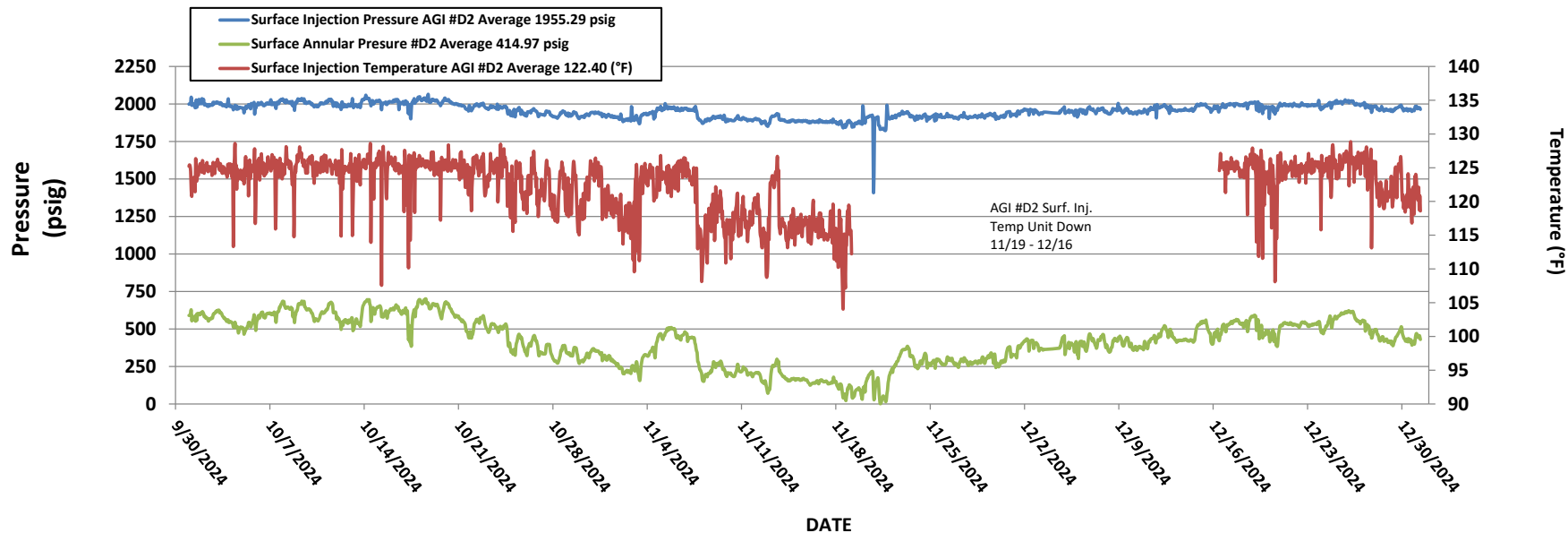


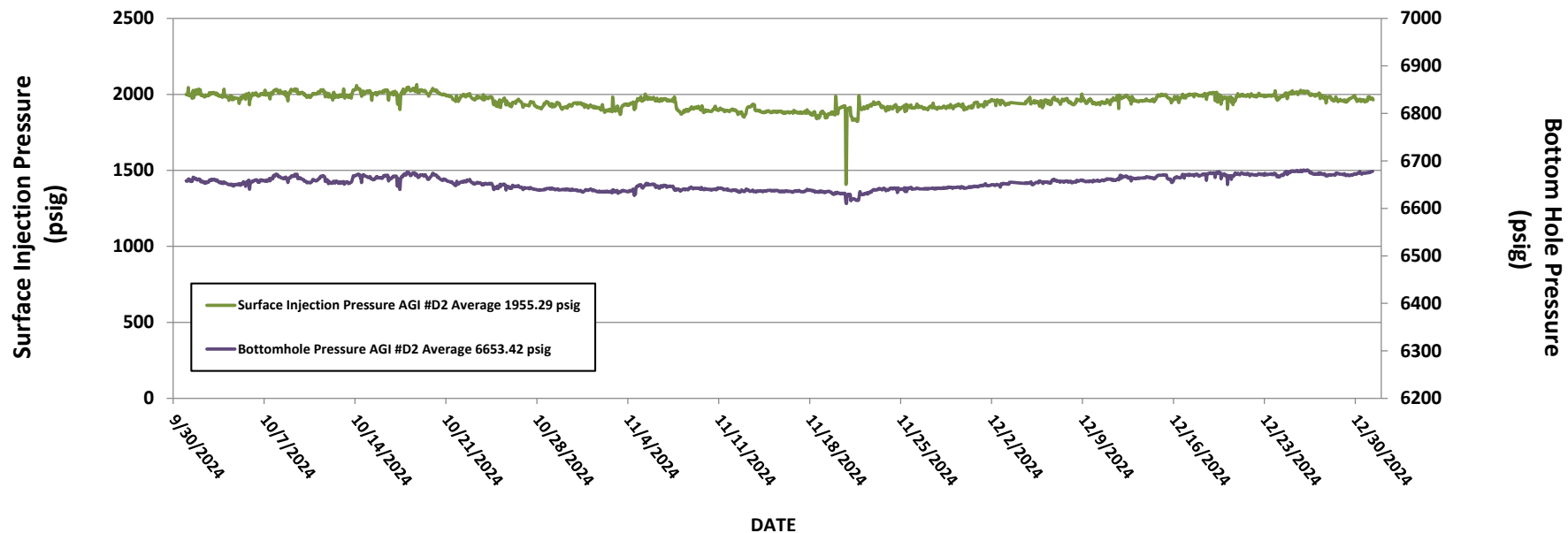
FIGURE 7: ZIA AGI #D2 SURFACE INJECTION PRESSURE AND BOTTOM HOLE PRESSURE

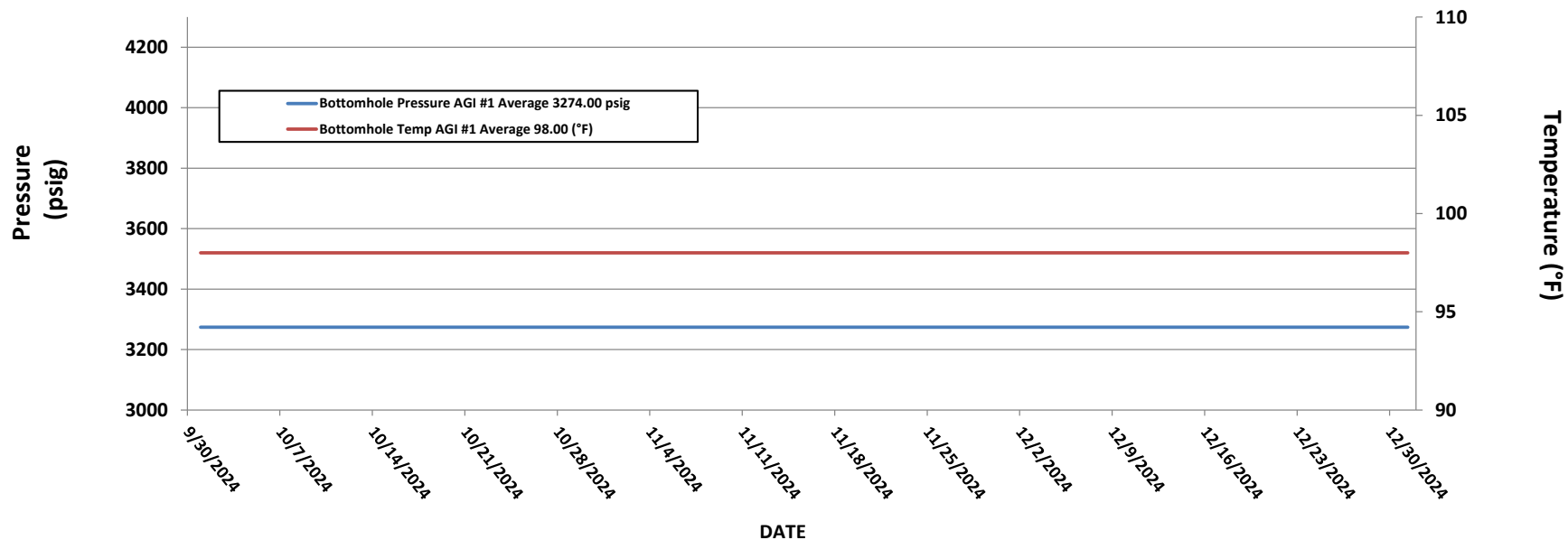
FIGURE 8: ZIA AGI #1 BOTTOM HOLE PRESSURE AND TEMPERATURE

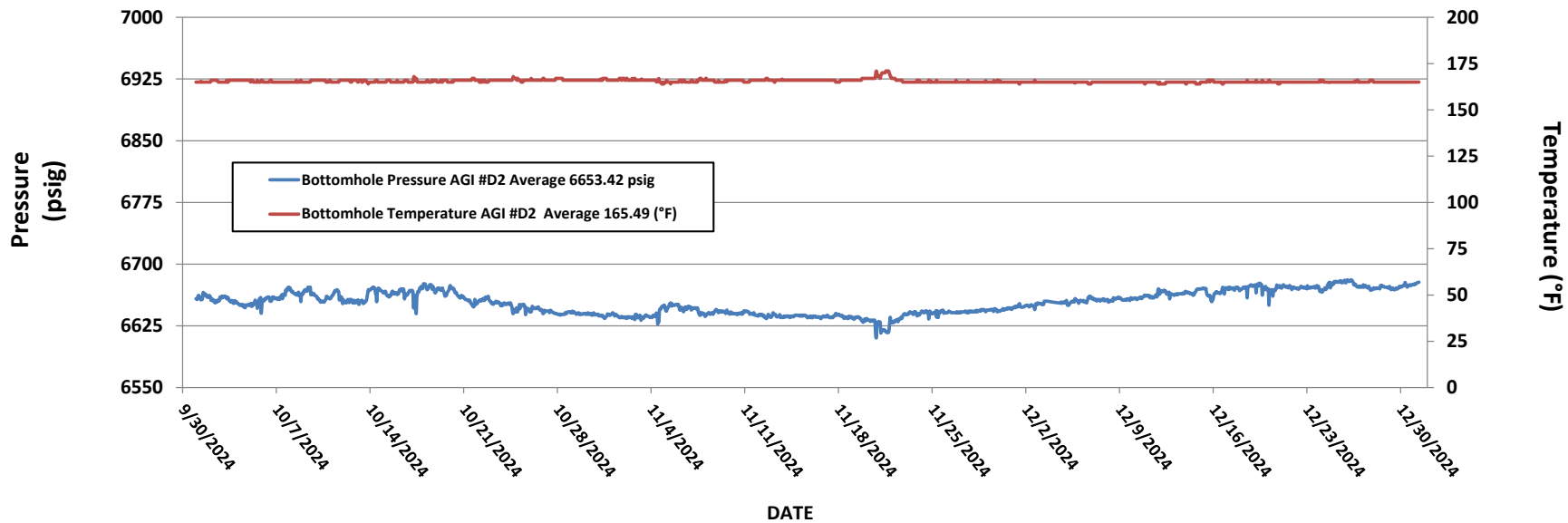
FIGURE 9: ZIA AGI #D2 BOTTOM HOLE PRESSURE AND TEMPERATURE

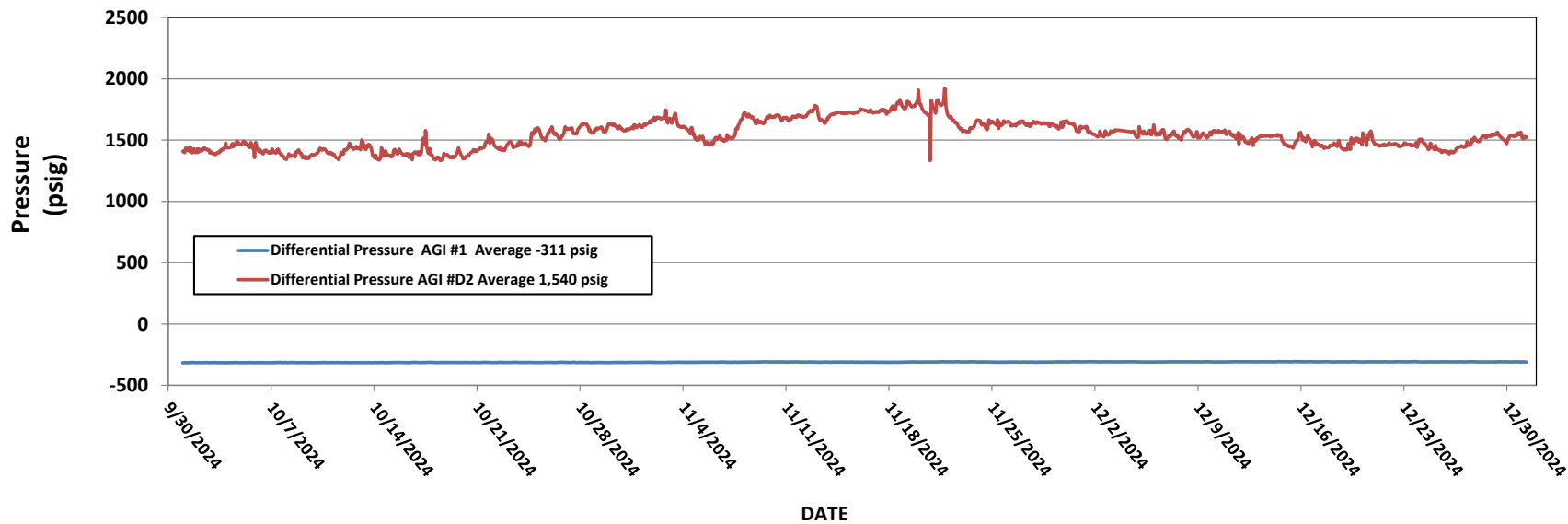
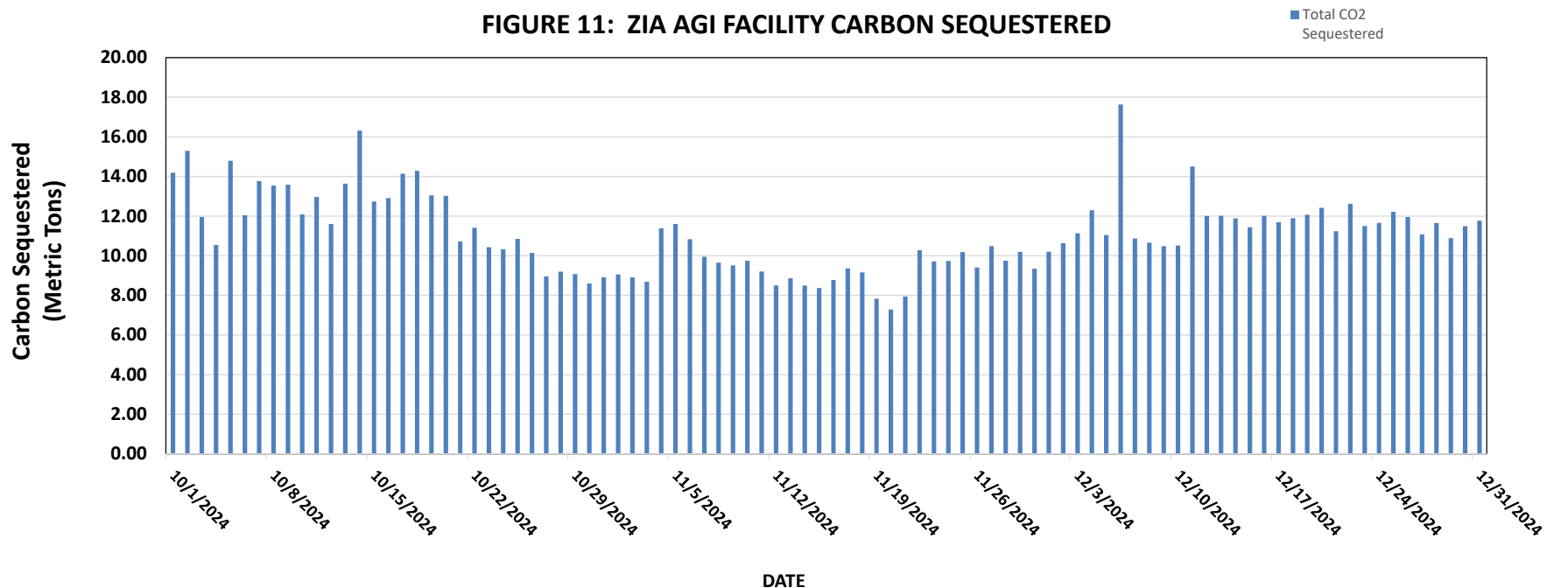
FIGURE 10: ZIA AGI #1 AND #D2 DIFFERENTIAL PRESSURE

FIGURE 11: ZIA AGI FACILITY CARBON SEQUESTERED



WELL SCHEMATICS

Zia AGI #1	API# 30-025-42208
Zia AGI D #2	API# 30-025-42207

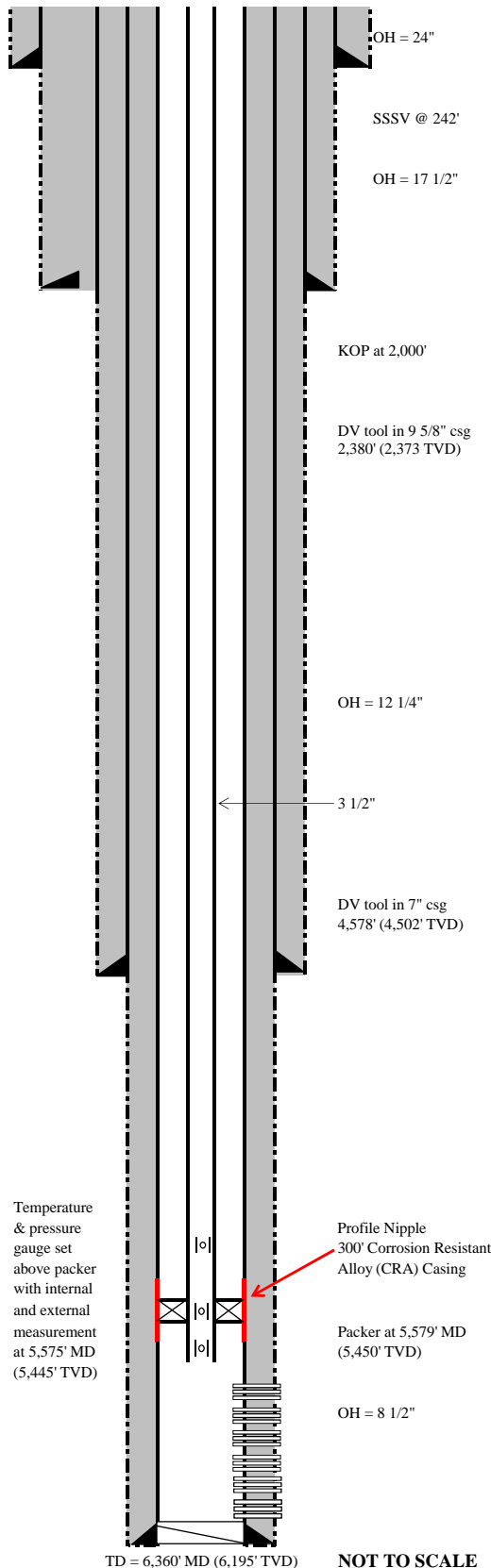


ZIA AGI #1 AS-BUILT WELL SCHEMATIC



Location: DCP Zia AGI #1 (API: 30-025-42208)
STR Section 19(L), T19S-R32E (2100' FSL & 950' FWL)
County, St.: LEA COUNTY, NEW MEXICO

16.2 DEGREE SLANT

**CONDUCTOR CASING**

20" Conductor at 120' (cement to surface)

SURFACE CASING

13 3/8", 68.0#/ft, J55, BTC at 842' (cement to surface)

ANNULAR FLUID:

Diesel Fuel from top of packer to surface

INTERMEDIATE CASING:

9 5/8", 40.0 #/ft, J55, LT&C at 4,921' (4,830 Ft TVD) cement to surface

PRODUCTION CASING:

7 5/8", 29.7 #/ft, HCL-80 LT&C, Surf. To 319' (MTD)

7", 26 #/ft, HCL-80 LT&C, 319' to 5,306' (MTD)

7", 26 #/ft, 28Cr VAM TOP, 5,306' to 5,615' (MTD)

7", 26 #/ft, HCL-80 LT&C, 5,615' to 6,344' (MTD) cement to surface

TUBING:

Subsurface Safety Valve at 242' MD (242' TVD)

3 1/2", 9.3#/ft, L-80 Fiberglass Lined Tubing surf. to 5,443' MD, ID=2.684", Drift=2.559"

3 1/2", 9.3#/ft, SM2550 from 5,443' to 5,575' MD

All tubing to include premium threads utilizing metal to metal sealing in collars

PACKER:

Permanent Production Packer @ 5,579' MD (5,450' TVD)

Adj. Choke (if needed, placed in nipple below packer)

Check valve (if needed, placed in nipple below packer)

PERFORATIONS:**MD**

5,682' - 5,756' complete and inject

5,788' - 5,890' complete and inject

5,907' - 6,010' complete and inject

6,030' - 6,136' complete and inject

6,162' - 6,260' complete and inject

NOT TO SCALE

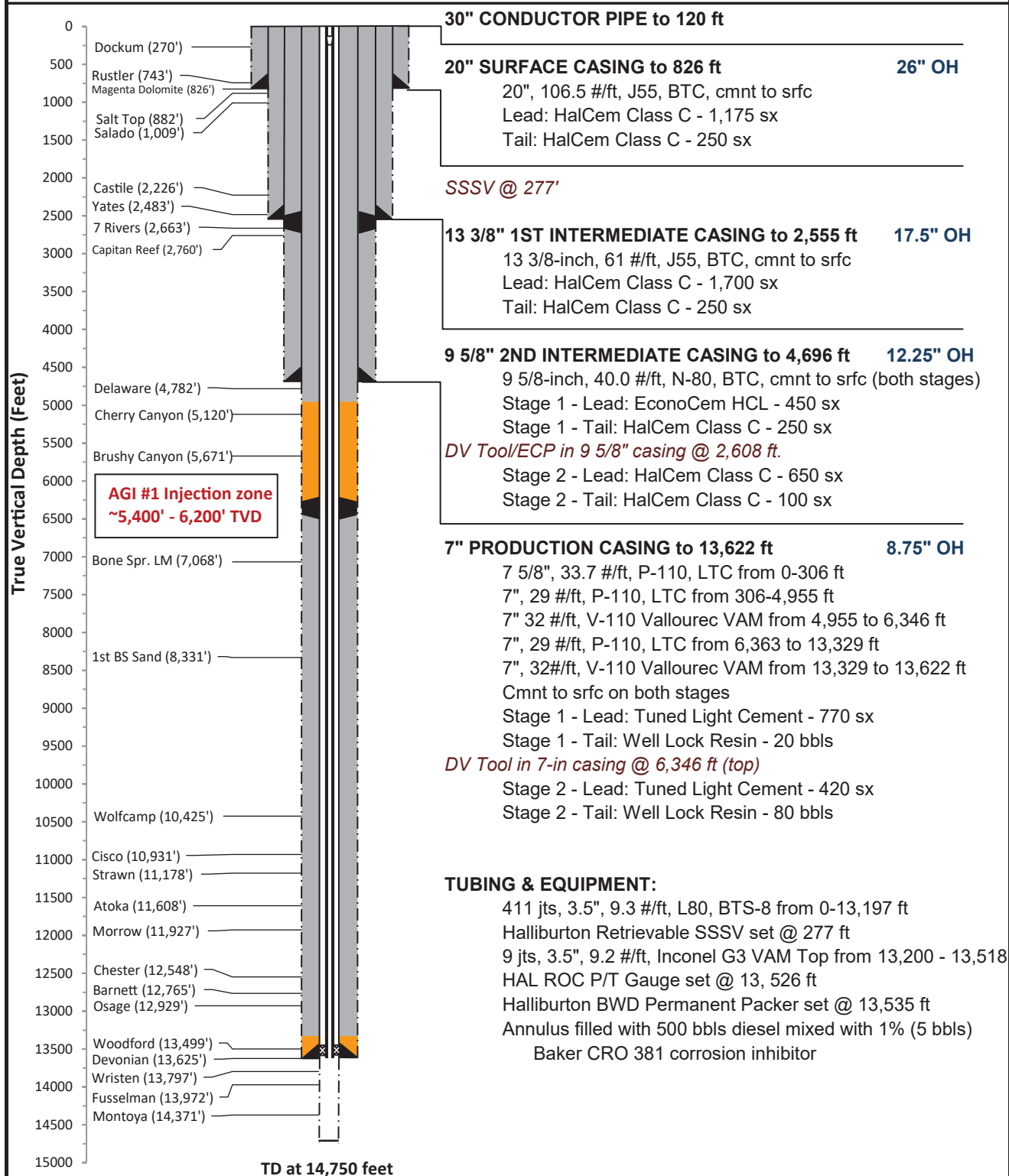
Bottom Hole Location: Section 19(G), T19S, R32E (2,099' FNL & 862' FWL)



DCP Zia AGI D #2 As-Built Well Schematic

Well Name: Zia AGI D #2
API: 30-025-42207
STR: Sec. 19(L), T19S-R32E
County, St.: Lea County, New Mexico

Footage: 1893' FSL & 950' FWL
Well Type: Devonian AGI Expl.
KB/GL: 3574'/3547'
Lat, Long: 32.643950, -103.777782



TD Location: Sec. 19, T19S-R32E (1963' FSL & 1024' FWL)



DCP MIDSTREAM

ZIA AGI #2
LEA COUNTY, NEW MEXICO
1/22/17

Company Rep.
Tool Specialist

GARY HENRICH
SCOTT WALTON
Office ODESSA
SAP No. 903711839

Final Installation						
Installation	Length	Depth	Description	OD	ID	
1	25.00	7.52	KB CORRECTION			
2	0.50	32.52	TUBING HANGER			
	3.62	33.02	DOUBLE PIN ADAPTER	3.500	2.925	
3	2	31.41	1 JOINT 3.5" 9.3# L-80 BTS8 TUBING	3.500	2.925	
	3	17.48	3.5" 9.3# L80 BTS8- TUBING SUBS(9.73, 7.75)	3.500	2.925	
4	188.39	85.53	6 JOINT 3.5" 9.3# L-80 BTS8 TUBING	3.500	2.925	
	5	3.72	3.5" 9.3# X-OVER SUB BTS8 BOX X AB-TC-II PIN	3.940	2.910	
6	4.40	277.64	HALLIBURTON TUBING RETRIEVABLE SAFETY VALVE 3.5" 9.2# AB-TC-II BOX X PIN 478HRE18 102588547 SN-0003667054-2 NICKLE ALLOY 925 15,000# PRESSURE RATING 750 PSI CLOSING 2300 PSI OPENING 2.813 'R' PROFILE IN TOP OF VALVE.	5.290	2.813	
5			3.5" 9.3# X-OVER SUB AB-TC-II BOX X BTS8 PIN	3.940	2.910	
6	7	3.75				
7	8	12911.35	411 JOINTS 3.5" 9.3# L80 BTS8 TUBING	3.500	2.684	
	9	3.75	X-OVER PUP JOINT 3.5" 9.3# BTS8 box X 3.5" 9.3# VAMTOP pin	3.930	2.684	
10	317.56	13,197.14	9 JOINTS 3.5" 9.3# VAMTOP SM2550 NICKELTUBING	3.500	2.992	
	11	1.33	HALLIBURTON 2.562 X 3.5# 9.3# L-80 VAM TOP LANDING NIPPLE (811R25635)(102204262)(SN-0003744132-3) NICKEL ALLOY 925	3.940	2.562	
8	12	6.35	3.5" 9.2# G3-125 VAMTOP BOX X PIN SUB (COUPLING ON BTM)	3.930	2.992	
	13	4.32	HALLIBURTON ROC GAUGE MANDREL 3.5" VAMTOP PXP 102329817 SN-ATM-16-106669-1 ROC GAUGE ROC16K175C 101863926 WD#9381-6034 ADDRESS 094 SN-ROC004482	4.670	2.950	
	14	3.75	3.5" 9.2# G3-125 VAMTOP BOX X PIN SUB	3.930	2.992	
A			HALLIBURTON SEAL ASSEMBLY			
a-1	1.73	13,534.20	STRAIGHT SLOT LOCATOR 3.5" VAMTOP X 3.5" 10.2# VAMINSIDE INCOLOY 925 (212S4042-D)(102351212)(SN-G3362241-1)	4.460	2.886	
	a-2	4.33	EXTENSION 3.5" 10.2# VAMINSIDE NICKEL ALLOY 925 (212X38814-D) (158726)(SN-G3362256-1)	3.860	2.902	
9	a-3	4.33	EXTENSION 3.5" 10.2# VAMINSIDE NICKEL ALLOY 925 (212X38814-D) (158726)(SN-G3362256-1)	3.860	2.902	
	a-4	5.00	5- SEAL UNITS 4" X 3.5" 10.2 VAM TOP NICKEL ALLOY 925 MOLDED AFLAS SEALS 4.07 OD, 8000 PSI (812MSA40003-D)(102133617)(SN-0003744129-1 0003744129-4) (0003744129-3 0003744129-2 0003744129-5) (METAL OD 3.95") (TOP 2 SEAL ARE FLOUREL BOTTOM 3 SEALS ARE AFLAS)	4.050	2.883	
10						
11	a-5	0.54	MULE SHOE GUIDE 3.5" 10.2# VAMINSIDE NICKEL ALLOY 925 (812G40137-D) (102133560)(SN-3744130)	3.950	2.980	
12			LAND HANGER WITH 26,000# COMPRESSION PUTS 20,000# COMPRESSION ON PACKER PICK UP WEIGHT IS 132,000# SLACK OFF IS 120,000#			
13			HALLIBURTON PACKER ASSEMBLY			
14	15	3.11	HALLIBURTON 7" 26-32# BWD PERMANENT PACKER WITH 4" BORE, 4.75" 8UN BOX THREAD, INCOLOY 925 (212BWD70412-D)(101303583)(SN C3774119) WAS RUN ON W/L AND TOP @ 13535' ELEMENTS @ 13533.21'	5.880	4.000	
15	16	11.41	SEAL BORE EXTENSION 4" X 8" INCOLOY 925 4.75 8UN PXP (PN212C7674)(120051359)(SN-0003744131-1)	5.030	4.000	
16	17	0.83	X-OVER 4 75" 8UN BOX X 3.5" 9.3# VAM INCOLOY 925 (212N100131)(101719647)(SN-0003744131-1)	5.680	2.963	
17	18	5.76	PUP JOINT 3.5" 9.3# VAM TOP INCOLOY 925 WITH COUPLING	3.520	2.940	
18	19	1.33	HALLIBURTON 2.562"R' X 3.5" VAMTOP LANDING NIPPLE (811X25635) (102204262) (SN- 0003744132-1) NICKEL ALLOY 925	3.940	2.562	
19	20	5.76	PUP JOINT 3.5" 9.3# VAM INCOLOY 925 WITH COUPLING	3.520	2.930	
20	21	1.33	HALLIBURTON 2.562" X 3.5" VAMTOP LANDING NIPPLE (811X25635) (102204262) (SN- 0003744132-2) NICKEL ALLOY 925	3.940	2.562	
21	22	0.73	WIRELINE RE-ENTRY GUIDE 3.5" 9.3# VAM INCOLOY 925	3.970	3.000	
22			BOTTOM OF ASSEMBLY			
			EOC @ 13,622' TD @ 14,750'			
			DIESEL USED FOR PACKER FLUID			
			Filename:			

Sante Fe Main Office
Phone: (505) 476-3441

General Information
Phone: (505) 629-6116

Online Phone Directory
<https://www.emnrd.nm.gov/ocd/contact-us>

State of New Mexico
Energy, Minerals and Natural Resources
Oil Conservation Division
1220 S. St Francis Dr.
Santa Fe, NM 87505

CONDITIONS

Action 418616

CONDITIONS

Operator: DCP OPERATING COMPANY, LP 2331 Citywest Blvd Houston, TX 77042	OGRID: 36785
	Action Number: 418616
	Action Type: [C-103] Sub. General Sundry (C-103Z)

CONDITIONS

Created By	Condition	Condition Date
mgebremichael	None	1/19/2025