

AP – 043

**ANNUAL GW
REPORT**

**DATE:
2006**



Infrastructure, environment, buildings

2007 MAR 2 PM 12 40

Sent Certified mail

Return Receipt No. 7002 2410 0001 5812 9848

Mr. Ed Hansen
New Mexico Energy, Minerals, & Natural Resources Dept.
Oil Conservation Division, Environmental Bureau
1220 S. St. Francis Drive
Santa Fe, New Mexico 87505

Subject: **2006 MONITOR WELL REPORT/SAMPLING SUMMARY**
JCT. A-20, EME SWD SYSTEM
UNIT 'A', SEC. 20, T20S, R37E
NMOCD CASE # AP-43 (formerly 1R0427-89)

Dear Mr. Hansen:

On behalf of Rice Operating Company (ROC), ARCADIS G&M, Inc. (ARCADIS) respectfully submits the 2006 Monitor Well Report for the EME Jct. A-20 site located in the Eunice Monument Eumont (EME) Salt Water Disposal (SWD) System.

One monitoring well was installed in 2002 during delineation as part of the Junction Box Upgrade Program.

Soon after the well was installed, phase-separated hydrocarbon (PSH) was found on the water. ROC has actively worked at recovering the PSH in the well by hand bailing or by using an absorbent sock. In September of 2004 Basin Environmental Service Technologies (Basin) assumed the maintenance and weekly replacement of the socks; PSH thickness and volume are measured weekly. Basin will continue weekly recovery in 2007 unless an alternate remedial method is proposed and approved by NMOCD. Product thickness and recovery information is shown in the attached table.

A Stage 1 Abatement Plan was submitted to NMOCD on June 23, 2005 NMOCD approved the Abatement Plan Proposal on February 21, 2006.

On February 28, 2006 monitor wells MW-2 and MW-3 were installed southeast and southwest of the Jct. A-20 and soil and groundwater samples were collected. On May

Part of a bigger picture

AP-43
Annual GW Mon. Report
2006

ARCADIS G&M, Inc.
1004 North Big Spring Street
Suite 300
Midland
Texas 79701
Tel 432 687 5400
Fax 432 687 5401
www.arcadis-us.com

Environmental

Date:
26 February 2007

Contact:
Sharon E. Hall

Phone:
432 687-5400

Email:
shall@arcadis-us.com

Our ref:
MT000857.0001

31, 2006, monitor wells MW-4 and MW-5 were installed southeast and northwest of the Jct. A-20 and soil and groundwater samples were collected. A Stage 1 Abatement Plan Report and Stage 2 Abatement Plan proposal was submitted to NMOCD on January 30, 2007. The report details the investigation and investigation results.

All monitor wells are sampled quarterly per NMOCD guidelines. The attached table summarizes the groundwater conditions at the site. 2006 groundwater laboratory reports are also attached.

ROC is the service provider (agent) for the EME Salt Water Disposal System and has no ownership of any portion of pipeline, well or facility. The EME SWD System is owned by a consortium of oil producers, System Partners, who provide all operating capital on a percentage ownership/usage basis.

Thank you for your consideration concerning this annual summary of groundwater monitoring information. If you have any questions, do not hesitate to contact me.

Sincerely,
ARCADIS G&M, Inc.



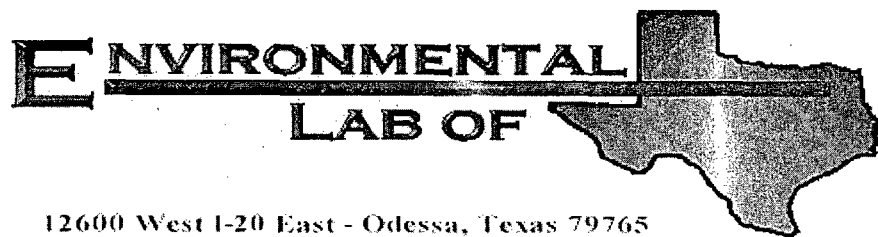
Sharon E. Hall
Site Evaluation Department Manager

Copies:
Kristin Farris Pope- ROC (3 copies)

Use or disclosure of information contained on this sheet is subject to the restriction and disclaimer located on the signature page of this document.

BD H-35 Monitor Well Sampling Results

MW	Depth to Water	Total Depth	Well Volume	Volume Purged	Sample Date	Cl	TDS	Benzene	Toluene	Ethyl Benzene	Total Xylenes	Sulfate
1	43.64	57.2	8.8	30	1/4/2006	1880	4290	<0.001	<0.001	<0.001	<0.001	383
1	43.79	57.2	8.7	30	4/24/2006	2360	5380	<0.001	<0.001	<0.001	<0.001	405
1	43.92	57.2	8.6	35	7/19/2006							
1	43.83	57.2	8.7	30	10/11/2006	2880	7460	<0.001	<0.001	<0.001	<0.001	561



12600 West I-20 East - Odessa, Texas 79765

Analytical Report

Prepared for:

Kristin Farris-Pope

Rice Operating Co.

122 W. Taylor

Hobbs, NM 88240

Project: BD H-35 SWD

Project Number: None Given

Location: Lea County

Lab Order Number: 6A05002

Report Date: 01/13/06

Rice Operating Co.
122 W. Taylor
Hobbs NM, 88240

Project: BD H-35 SWD
Project Number: None Given
Project Manager: Kristin Farris-Pope

Fax: (505) 397-1471

Reported:
01/13/06 12:33

ANALYTICAL REPORT FOR SAMPLES

Sample ID	Laboratory ID	Matrix	Date Sampled	Date Received
Monitor Well #1	6A05002-01	Water	01/04/06 09:45	01/04/06 17:00

Rice Operating Co.
122 W. Taylor
Hobbs NM, 88240

Project: BD H-35 SWD
Project Number: None Given
Project Manager: Kristin Farris-Pope

Fax: (505) 397-1471

Reported:
01/13/06 12:33

Organics by GC
Environmental Lab of Texas

Analyte	Result	Reporting Limit	Units	Dilution	Batch	Prepared	Analyzed	Method	Notes
Monitor Well #1 (6A05002-01) Water									
Benzene	ND	0.00100	mg/L	1	EA60408	01/05/06	01/09/06	EPA 8021B	
Toluene	ND	0.00100	"	"	"	"	"	"	
Ethylbenzene	ND	0.00100	"	"	"	"	"	"	
Xylene (p/m)	ND	0.00100	"	"	"	"	"	"	
Xylene (o)	ND	0.00100	"	"	"	"	"	"	
Surrogate: a,a,a-Trifluorotoluene		92.0 %	80-120		"	"	"	"	
Surrogate: 4-Bromofluorobenzene		95.2 %	80-120		"	"	"	"	

Rice Operating Co.
122 W. Taylor
Hobbs NM, 88240

Project: BD H-35 SWD
Project Number: None Given
Project Manager: Kristin Farris-Pope

Fax: (505) 397-1471

Reported:
01/13/06 12:33

General Chemistry Parameters by EPA / Standard Methods
Environmental Lab of Texas

Analyte	Result	Reporting Limit	Units	Dilution	Batch	Prepared	Analyzed	Method	Notes
Monitor Well #1 (6A05002-01) Water									
Total Alkalinity	110	2.00	mg/L	1	EA61216	01/12/06	01/12/06	EPA 310.1M	
Chloride	1880	25.0	"	50	EA61009	01/10/06	01/10/06	EPA 300.0	
Total Dissolved Solids	4290	5.00	"	1	EA60605	01/05/06	01/06/06	EPA 160.1	
Sulfate	383	25.0	"	50	EA61009	01/10/06	01/10/06	EPA 300.0	

Rice Operating Co.
122 W. Taylor
Hobbs NM, 88240

Project: BD H-35 SWD
Project Number: None Given
Project Manager: Kristin Farris-Pope

Fax: (505) 397-1471

Reported:
01/13/06 12:33

Total Metals by EPA / Standard Methods
Environmental Lab of Texas

Analyte	Result	Reporting Limit	Units	Dilution	Batch	Prepared	Analyzed	Method	Notes
Monitor Well #1 (6A05002-01) Water									
Calcium	444	1.00	mg/L	100	EA60609	01/06/06	01/06/06	EPA 6010B	
Magnesium	247	0.100	"	"	"	"	"	"	
Potassium	28.7	0.500	"	10	"	"	"	"	
Sodium	584	1.00	"	100	"	"	"	"	

Rice Operating Co.
122 W. Taylor
Hobbs NM, 88240

Project: BD H-35 SWD
Project Number: None Given
Project Manager: Kristin Farris-Pope

Fax: (505) 397-1471

Reported:
01/13/06 12:33

Organics by GC - Quality Control
Environmental Lab of Texas

Analyte	Result	Reporting Limit	Units	Spike Level	Source Result	%REC	%REC Limits	RPD	RPD Limit	Notes
---------	--------	--------------------	-------	----------------	------------------	------	----------------	-----	--------------	-------

Batch EA60408 - EPA 5030C (GC)

Blank (EA60408-BLK1)

Prepared: 01/04/06 Analyzed: 01/09/06

Benzene	ND	0.00100	mg/L							
Toluene	ND	0.00100	"							
Ethylbenzene	ND	0.00100	"							
Xylene (p/m)	ND	0.00100	"							
Xylene (o)	ND	0.00100	"							
Surrogate: a,a,a-Trifluorotoluene	34.9		ug/l	40.0		87.2	80-120			
Surrogate: 4-Bromofluorobenzene	36.2		"	40.0		90.5	80-120			

LCS (EA60408-BS1)

Prepared: 01/04/06 Analyzed: 01/09/06

Benzene	0.0528	0.00100	mg/L	0.0500		106	80-120			
Toluene	0.0586	0.00100	"	0.0500		117	80-120			
Ethylbenzene	0.0586	0.00100	"	0.0500		117	80-120			
Xylene (p/m)	0.119	0.00100	"	0.100		119	80-120			
Xylene (o)	0.0591	0.00100	"	0.0500		118	80-120			
Surrogate: a,a,a-Trifluorotoluene	41.3		ug/l	40.0		103	80-120			
Surrogate: 4-Bromofluorobenzene	38.0		"	40.0		95.0	80-120			

Calibration Check (EA60408-CCV1)

Prepared: 01/04/06 Analyzed: 01/09/06

Benzene	54.1		ug/l	50.0		108	80-120			
Toluene	59.8		"	50.0		120	80-120			
Ethylbenzene	59.5		"	50.0		119	80-120			
Xylene (p/m)	120		"	100		120	80-120			
Xylene (o)	57.0		"	50.0		114	80-120			
Surrogate: a,a,a-Trifluorotoluene	40.2		"	40.0		100	80-120			
Surrogate: 4-Bromofluorobenzene	36.6		"	40.0		91.5	80-120			

Matrix Spike (EA60408-MS1)

Source: 6A05002-01

Prepared: 01/04/06 Analyzed: 01/09/06

Benzene	0.0516	0.00100	mg/L	0.0500	ND	103	80-120			
Toluene	0.0572	0.00100	"	0.0500	ND	114	80-120			
Ethylbenzene	0.0587	0.00100	"	0.0500	ND	117	80-120			
Xylene (p/m)	0.119	0.00100	"	0.100	ND	119	80-120			
Xylene (o)	0.0588	0.00100	"	0.0500	ND	118	80-120			
Surrogate: a,a,a-Trifluorotoluene	39.9		ug/l	40.0		99.8	80-120			
Surrogate: 4-Bromofluorobenzene	41.4		"	40.0		104	80-120			

Environmental Lab of Texas

The results in this report apply to the samples analyzed in accordance with the samples received in the laboratory. This analytical report must be reproduced in its entirety, with written approval of Environmental Lab of Texas.

Page 5 of 10

Rice Operating Co.
122 W. Taylor
Hobbs NM, 88240

Project: BD H-35 SWD
Project Number: None Given
Project Manager: Kristin Farris-Pope

Fax: (505) 397-1471

Reported:
01/13/06 12:33

Organics by GC - Quality Control
Environmental Lab of Texas

Analyte	Result	Reporting Limit	Units	Spike Level	Source Result	%REC	%REC Limits	RPD	RPD Limit	Notes
---------	--------	--------------------	-------	----------------	------------------	------	----------------	-----	--------------	-------

Batch EA60408 - EPA 5030C (GC)

Matrix Spike Dup (EA60408-MSD1)

Source: 6A05002-01

Prepared: 01/04/06 Analyzed: 01/09/06

Benzene	0.0525	0.00100	mg/L	0.0500	ND	105	80-120	1.92	20	
Toluene	0.0575	0.00100	"	0.0500	ND	115	80-120	0.873	20	
Ethylbenzene	0.0573	0.00100	"	0.0500	ND	115	80-120	1.72	20	
Xylene (p/m)	0.119	0.00100	"	0.100	ND	119	80-120	0.00	20	
Xylene (o)	0.0590	0.00100	"	0.0500	ND	118	80-120	0.00	20	
Surrogate: a,a,a-Trifluorotoluene	39.6		ug/l	40.0		99.0	80-120			
Surrogate: 4-Bromofluorobenzene	36.8		"	40.0		92.0	80-120			

Environmental Lab of Texas

The results in this report apply to the samples analyzed in accordance with the samples received in the laboratory. This analytical report must be reproduced in its entirety, with written approval of Environmental Lab of Texas.

Page 6 of 10

Rice Operating Co.
122 W. Taylor
Hobbs NM, 88240

Project: BD H-35 SWD
Project Number: None Given
Project Manager: Kristin Farris-Pope

Fax: (505) 397-1471

Reported:
01/13/06 12:33

General Chemistry Parameters by EPA / Standard Methods - Quality Control
Environmental Lab of Texas

Analyte	Result	Reporting Limit	Units	Spike Level	Source Result	%REC	%REC Limits	RPD	RPD Limit	Notes
Batch EA60605 - General Preparation (WetChem)										
Blank (EA60605-BLK1)				Prepared: 01/05/06 Analyzed: 01/06/06						
Total Dissolved Solids	ND	5.00	mg/L							
Duplicate (EA60605-DUP1)				Source: 6A05002-01 Prepared: 01/05/06 Analyzed: 01/06/06						
Total Dissolved Solids	4130	5.00	mg/L		4290			3.80	5	
Batch EA61009 - General Preparation (WetChem)										
Blank (EA61009-BLK1)				Prepared & Analyzed: 01/10/06						
Sulfate	ND	0.500	mg/L							
Chloride	ND	0.500	"							
LCS (EA61009-BS1)				Prepared & Analyzed: 01/10/06						
Sulfate	9.33		mg/L	10.0		93.3	80-120			
Chloride	11.3		"	10.0		113	80-120			
Calibration Check (EA61009-CCV1)				Prepared & Analyzed: 01/10/06						
Sulfate	9.50		mg/L	10.0		95.0	80-120			
Chloride	8.61		"	10.0		86.1	80-120			
Duplicate (EA61009-DUP1)				Source: 6A06009-06 Prepared & Analyzed: 01/10/06						
Sulfate	552	10.0	mg/L		511			7.71	20	
Chloride	398	10.0	"		394			1.01	20	
Batch EA61216 - General Preparation (WetChem)										
Blank (EA61216-BLK1)				Prepared & Analyzed: 01/12/06						
Total Alkalinity	ND	2.00	mg/L							

Environmental Lab of Texas

The results in this report apply to the samples analyzed in accordance with the samples received in the laboratory. This analytical report must be reproduced in its entirety, with written approval of Environmental Lab of Texas.

Page 7 of 10

Rice Operating Co.
122 W. Taylor
Hobbs NM, 88240

Project: BD H-35 SWD
Project Number: None Given
Project Manager: Kristin Farris-Pope

Fax: (505) 397-1471
Reported:
01/13/06 12:33

General Chemistry Parameters by EPA / Standard Methods - Quality Control
Environmental Lab of Texas

Analyte	Result	Reporting Limit	Units	Spike Level	Source Result	%REC	%REC Limits	RPD	RPD Limit	Notes
Batch EA61216 - General Preparation (WetChem)										
LCS (EA61216-BS1)				Prepared & Analyzed: 01/12/06						
Bicarbonate Alkalinity	198	2.00	mg/L	200		99.0	85-115			
Duplicate (EA61216-DUP1)				Source: 6A05002-01		Prepared & Analyzed: 01/12/06				
Total Alkalinity	109	2.00	mg/L		110			0.913	20	
Reference (EA61216-SRM1)				Prepared & Analyzed: 01/12/06						
Total Alkalinity	96.0		mg/L	100		96.0	90-110			

Rice Operating Co.
122 W. Taylor
Hobbs NM, 88240

Project: BD H-35 SWD
Project Number: None Given
Project Manager: Kristin Farris-Pope

Fax: (505) 397-1471

Reported:
01/13/06 12:33

Total Metals by EPA / Standard Methods - Quality Control

Environmental Lab of Texas

Analyte	Result	Reporting Limit	Units	Spike Level	Source Result	%REC	%REC Limits	RPD	RPD Limit	Notes
---------	--------	--------------------	-------	----------------	------------------	------	----------------	-----	--------------	-------

Batch EA60609 - 6010B/No Digestion

Blank (EA60609-BLK1)

Prepared & Analyzed: 01/06/06

Calcium	ND	0.0100	mg/L							
Magnesium	ND	0.00100	"							
Potassium	ND	0.0500	"							
Sodium	ND	0.0100	"							

Calibration Check (EA60609-CCV1)

Prepared & Analyzed: 01/06/06

Calcium	2.06		mg/L	2.00		103	85-115			
Magnesium	2.05		"	2.00		102	85-115			
Potassium	1.87		"	2.00		93.5	85-115			
Sodium	1.84		"	2.00		92.0	85-115			

Duplicate (EA60609-DUP1)

Source: SL30002-01

Prepared & Analyzed: 01/06/06

Calcium	32.6	0.100	mg/L		33.8			3.61	20	
Magnesium	18.0	0.0100	"		18.6			3.28	20	
Potassium	4.45	0.500	"		4.58			2.88	20	
Sodium	34.8	0.100	"		34.1			2.03	20	

Rice Operating Co.
122 W. Taylor
Hobbs NM, 88240


Project: BD H-35 SWD
Project Number: None Given
Project Manager: Kristin Farris-Pope

Fax: (505) 397-1471
Reported:
01/13/06 12:33

Notes and Definitions

DET Analyte DETECTED
ND Analyte NOT DETECTED at or above the reporting limit
NR Not Reported
dry Sample results reported on a dry weight basis
RPD Relative Percent Difference
LCS Laboratory Control Spike
MS Matrix Spike
Dup Duplicate

Report Approved By:



Date:

1/13/2006

Raland K. Tuttle, Lab Manager
Celey D. Keene, Lab Director, Org. Tech Director
Peggy Allen, QA Officer

Jeanne Mc Murrey, Inorg. Tech Director
LaTasha Cornish, Chemist
Sandra Sanchez, Lab Tech.

This material is intended only for the use of the individual (s) or entity to whom it is addressed, and may contain information that is privileged and confidential.

If you have received this material in error, please notify us immediately at 432-563-1800.

12600 West 1-20 East
Odessa, Texas 79765

Phone: 432-563-1800
Fax: 432-563-1713

CHAIN OF CUSTODY RECORD AND ANALYSIS REQUEST

Project Manager: Kristin Farris Pope kpriceswd@valomet.com

Project Name: BD H-35 SWD

Company Name RICE Operating Company

Project #:

Company Address: 122 W. Taylor Street

Project Loc: Lea County

City/State/Zip: Hobbs, New Mexico 88240

我

Telephone No: (505) 393-9174

Fax No: (505) 397-1471

Sampler Signature: Rozanne Johnson (505) 631-9310

Email: rozanne@valornet.com

[illegible]

Environmental Lab of Texas

Variance / Corrective Action Report – Sample Log-In

Client: Rice Operating

Date/Time: 01-04-06 @ 1700

Order #: 6A05002

Initials: JMM

Sample Receipt Checklist

Temperature of container/cooler?	<input checked="" type="radio"/> Yes	<input type="radio"/> No	-- 2 - 0 C	not frozen
Shipping container/cooler in good condition?	<input checked="" type="radio"/> Yes	<input type="radio"/> No		
Custody Seals intact on shipping container/cooler?	<input checked="" type="radio"/> Yes	<input type="radio"/> No	Not present	
Custody Seals intact on sample bottles?	<input checked="" type="radio"/> Yes	<input type="radio"/> No	Not present	
Chain of custody present?	<input checked="" type="radio"/> Yes	<input type="radio"/> No		
Sample Instructions complete on Chain of Custody?	<input checked="" type="radio"/> Yes	<input type="radio"/> No		
Chain of Custody signed when relinquished and received?	<input checked="" type="radio"/> Yes	<input type="radio"/> No		
Chain of custody agrees with sample label(s)	<input checked="" type="radio"/> Yes	<input type="radio"/> No		
Container labels legible and intact?	<input checked="" type="radio"/> Yes	<input type="radio"/> No		
Sample Matrix and properties same as on chain of custody?	<input checked="" type="radio"/> Yes	<input type="radio"/> No		
Samples in proper container/bottle?	<input checked="" type="radio"/> Yes	<input type="radio"/> No		
Samples properly preserved?	<input checked="" type="radio"/> Yes	<input type="radio"/> No		
Sample bottles intact?	<input checked="" type="radio"/> Yes	<input type="radio"/> No		
Preservations documented on Chain of Custody?	<input checked="" type="radio"/> Yes	<input type="radio"/> No		
Containers documented on Chain of Custody?	<input checked="" type="radio"/> Yes	<input type="radio"/> No		
Sufficient sample amount for indicated test?	<input checked="" type="radio"/> Yes	<input type="radio"/> No		
All samples received within sufficient hold time?	<input checked="" type="radio"/> Yes	<input type="radio"/> No		
VOC samples have zero headspace?	<input checked="" type="radio"/> Yes	<input type="radio"/> No	Not Applicable	

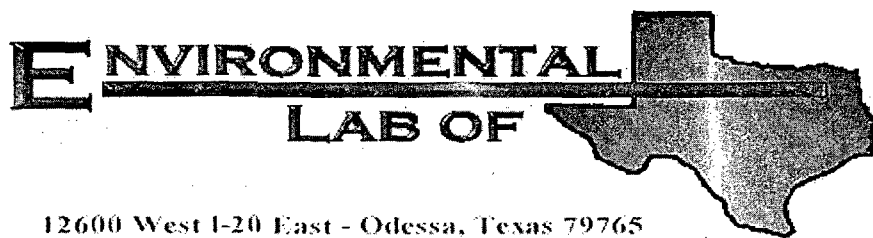
Other observations:

Variance Documentation:

Contact Person: _____ Date/Time: _____ Contacted by: _____

Regarding:

Corrective Action Taken:



12600 West I-20 East - Odessa, Texas 79765

Analytical Report

Prepared for:

Kristin Farris-Pope

Rice Operating Co.

122 W. Taylor

Hobbs, NM 88240

Project: BD H-35 SWD

Project Number: None Given

Location: Lea County

Lab Order Number: 6D27009

Report Date: 05/04/06

Rice Operating Co.
122 W. Taylor
Hobbs NM, 88240

Project: BD H-35 SWD
Project Number: None Given
Project Manager: Kristin Farris-Pope

Fax: (505) 397-1471

Reported:
05/04/06 14:10

ANALYTICAL REPORT FOR SAMPLES

Sample ID	Laboratory ID	Matrix	Date Sampled	Date Received
Monitor Well #1	6D27009-01	Water	04/24/06 13:00	04/27/06 10:30

Rice Operating Co.
122 W. Taylor
Hobbs NM, 88240

Project: BD H-35 SWD
Project Number: None Given
Project Manager: Kristin Farris-Pope

Fax: (505) 397-1471

Reported:
05/04/06 14:10

Organics by GC
Environmental Lab of Texas

Analyte	Result	Reporting Limit	Units	Dilution	Batch	Prepared	Analyzed	Method	Notes
Monitor Well #1 (6D27009-01) Water									
Benzene	ND	0.00100	mg/L	1	ED62807	04/28/06	04/30/06	EPA 8021B	
Toluene	ND	0.00100	"	"	"	"	"	"	
Ethylbenzene	ND	0.00100	"	"	"	"	"	"	
Xylene (p/m)	ND	0.00100	"	"	"	"	"	"	
Xylene (o)	ND	0.00100	"	"	"	"	"	"	
Surrogate: <i>a,a,a</i> -Trifluorotoluene		100 %	80-120		"	"	"	"	
Surrogate: 4-Bromofluorobenzene		98.8 %	80-120		"	"	"	"	

Rice Operating Co.
122 W. Taylor
Hobbs NM, 88240

Project: BD H-35 SWD
Project Number: None Given
Project Manager: Kristin Farris-Pope

Fax: (505) 397-1471

Reported:
05/04/06 14:10

General Chemistry Parameters by EPA / Standard Methods
Environmental Lab of Texas

Analyte	Result	Reporting Limit	Units	Dilution	Batch	Prepared	Analyzed	Method	Notes
Monitor Well #1 (6D27009-01) Water									
Total Alkalinity	110	2.00	mg/L	1	EE60301	05/03/06	05/03/06	EPA 310.1M	
Chloride	2360	25.0	"	50	EE60116	05/01/06	05/01/06	EPA 300.0	
Total Dissolved Solids	5380	5.00	"	1	EE60115	04/27/06	04/28/06	EPA 160.1	
Sulfate	405	25.0	"	50	EE60116	05/01/06	05/01/06	EPA 300.0	

Rice Operating Co.
122 W. Taylor
Hobbs NM, 88240

Project: BD H-35 SWD
Project Number: None Given
Project Manager: Kristin Farris-Pope

Fax: (505) 397-1471

Reported:
05/04/06 14:10

Total Metals by EPA / Standard Methods

Environmental Lab of Texas

Analyte	Result	Reporting Limit	Units	Dilution	Batch	Prepared	Analyzed	Method	Notes
Monitor Well #1 (6D27009-01) Water									
Calcium	628	2.00	mg/L	200	ED62719	04/27/06	04/27/06	EPA 6010B	
Magnesium	268	0.0500	"	50	"	"	"	"	
Potassium	29.0	0.500	"	10	"	"	"	"	
Sodium	806	2.00	"	200	"	"	"	"	

Rice Operating Co.
122 W. Taylor
Hobbs NM, 88240

Project: BD H-35 SWD
Project Number: None Given
Project Manager: Kristin Farris-Pope

Fax: (505) 397-1471

Reported:
05/04/06 14:10

Organics by GC - Quality Control
Environmental Lab of Texas

Analyte	Result	Reporting Limit	Units	Spike Level	Source Result	%REC	%REC Limits	RPD	RPD Limit	Notes
Batch ED62807 - EPA 5030C (GC)										
Blank (ED62807-BLK1)										
Prepared: 04/28/06 Analyzed: 04/30/06										
Benzene	ND	0.00100	mg/L							
Toluene	ND	0.00100	"							
Ethylbenzene	ND	0.00100	"							
Xylene (p/m)	ND	0.00100	"							
Xylene (o)	ND	0.00100	"							
Surrogate: a,a,a-Trifluorotoluene	42.7		ug/l	40.0		107	80-120			
Surrogate: 4-Bromofluorobenzene	42.2		"	40.0		106	80-120			
LCS (ED62807-BS1)										
Prepared: 04/28/06 Analyzed: 04/30/06										
Benzene	0.0599	0.00100	mg/L	0.0500		120	80-120			
Toluene	0.0580	0.00100	"	0.0500		116	80-120			
Ethylbenzene	0.0551	0.00100	"	0.0500		110	80-120			
Xylene (p/m)	0.120	0.00100	"	0.100		120	80-120			
Xylene (o)	0.0596	0.00100	"	0.0500		119	80-120			
Surrogate: a,a,a-Trifluorotoluene	43.0		ug/l	40.0		108	80-120			
Surrogate: 4-Bromofluorobenzene	42.2		"	40.0		106	80-120			
Calibration Check (ED62807-CCV1)										
Prepared: 04/28/06 Analyzed: 05/01/06										
Benzene	55.0		ug/l	50.0		110	80-120			
Toluene	53.0		"	50.0		106	80-120			
Ethylbenzene	55.9		"	50.0		112	80-120			
Xylene (p/m)	110		"	100		110	80-120			
Xylene (o)	55.9		"	50.0		112	80-120			
Surrogate: a,a,a-Trifluorotoluene	39.0		"	40.0		97.5	80-120			
Surrogate: 4-Bromofluorobenzene	39.1		"	40.0		97.8	80-120			
Matrix Spike (ED62807-MS1)										
Source: 6D27008-01 Prepared: 04/28/06 Analyzed: 05/01/06										
Benzene	0.0576	0.00100	mg/L	0.0500	ND	115	80-120			
Toluene	0.0568	0.00100	"	0.0500	ND	114	80-120			
Ethylbenzene	0.0587	0.00100	"	0.0500	ND	117	80-120			
Xylene (p/m)	0.120	0.00100	"	0.100	ND	120	80-120			
Xylene (o)	0.0600	0.00100	"	0.0500	ND	120	80-120			
Surrogate: a,a,a-Trifluorotoluene	41.7		ug/l	40.0		104	80-120			
Surrogate: 4-Bromofluorobenzene	47.5		"	40.0		119	80-120			

Environmental Lab of Texas

The results in this report apply to the samples analyzed in accordance with the samples received in the laboratory. This analytical report must be reproduced in its entirety, with written approval of Environmental Lab of Texas.

Page 5 of 10

Rice Operating Co.
122 W. Taylor
Hobbs NM, 88240

Project: BD H-35 SWD
Project Number: None Given
Project Manager: Kristin Farris-Pope

Fax: (505) 397-1471

Reported:
05/04/06 14:10

Organics by GC - Quality Control
Environmental Lab of Texas

Analyte	Result	Reporting Limit	Units	Spike Level	Source Result	%REC	%REC Limits	RPD	RPD Limit	Notes
---------	--------	--------------------	-------	----------------	------------------	------	----------------	-----	--------------	-------

Batch ED62807 - EPA 5030C (GC)

Matrix Spike Dup (ED62807-MSD1)

Source: 6D27008-01

Prepared: 04/28/06 Analyzed: 05/01/06

Benzene	0.0597	0.00100	mg/L	0.0500	ND	119	80-120	3.42	20	
Toluene	0.0579	0.00100	"	0.0500	ND	116	80-120	1.74	20	
Ethylbenzene	0.0585	0.00100	"	0.0500	ND	117	80-120	0.00	20	
Xylene (p/m)	0.120	0.00100	"	0.100	ND	120	80-120	0.00	20	
Xylene (o)	0.0598	0.00100	"	0.0500	ND	120	80-120	0.00	20	
Surrogate: a,a,a-Trifluorotoluene	43.5		ug/l	40.0		109	80-120			
Surrogate: 4-Bromofluorobenzene	46.4		"	40.0		116	80-120			

Environmental Lab of Texas

The results in this report apply to the samples analyzed in accordance with the samples received in the laboratory. This analytical report must be reproduced in its entirety, with written approval of Environmental Lab of Texas.

Page 6 of 10

Rice Operating Co.
122 W. Taylor
Hobbs NM, 88240

Project: BD H-35 SWD
Project Number: None Given
Project Manager: Kristin Farris-Pope

Fax: (505) 397-1471

Reported:
05/04/06 14:10

General Chemistry Parameters by EPA / Standard Methods - Quality Control

Environmental Lab of Texas

Analyte	Result	Reporting Limit	Units	Spike Level	Source Result	%REC	%REC Limits	RPD	RPD Limit	Notes
---------	--------	--------------------	-------	----------------	------------------	------	----------------	-----	--------------	-------

Batch EE60115 - General Preparation (WetChem)

Blank (EE60115-BLK1)

Prepared: 04/27/06 Analyzed: 04/28/06

Total Dissolved Solids ND 5.00 mg/L

Duplicate (EE60115-DUP1)

Source: 6D27015-01

Prepared: 04/27/06 Analyzed: 04/28/06

Total Dissolved Solids 3020 5.00 mg/L 3040 0.660 5

Batch EE60116 - General Preparation (WetChem)

Blank (EE60116-BLK1)

Prepared & Analyzed: 05/01/06

Chloride ND 0.500 mg/L

Sulfate ND 0.500 "

LCS (EE60116-BS1)

Prepared & Analyzed: 05/01/06

Sulfate 9.47 0.500 mg/L 10.0 94.7 80-120

Chloride 9.71 0.500 " 10.0 97.1 80-120

Calibration Check (EE60116-CCV1)

Prepared & Analyzed: 05/01/06

Chloride 9.86 mg/L 10.0 98.6 80-120

Sulfate 8.11 " 10.0 81.1 80-120

Duplicate (EE60116-DUP1)

Source: 6D27008-01

Prepared & Analyzed: 05/01/06

Sulfate 80.0 2.50 mg/L 79.2 1.01 20

Chloride 49.3 2.50 " 49.0 0.610 20

Batch EE60301 - General Preparation (WetChem)

Blank (EE60301-BLK1)

Prepared & Analyzed: 05/03/06

Total Alkalinity ND 2.00 mg/L

Rice Operating Co.
122 W. Taylor
Hobbs NM, 88240

Project: BD H-35 SWD
Project Number: None Given
Project Manager: Kristin Farris-Pope

Fax: (505) 397-1471

Reported:
05/04/06 14:10

General Chemistry Parameters by EPA / Standard Methods - Quality Control

Environmental Lab of Texas

Analyte	Result	Reporting Limit	Units	Spike Level	Source Result	%REC	%REC Limits	RPD	RPD Limit	Notes
Batch EE60301 - General Preparation (WetChem)										
LCS (EE60301-BS1)				Prepared & Analyzed: 05/03/06						
Bicarbonate Alkalinity	214		mg/L	200		107	85-115			
Duplicate (EE60301-DUP1)				Source: 6D26006-01		Prepared & Analyzed: 05/03/06				
Total Alkalinity	29.0	2.00	mg/L		28.0			3.51	20	
Reference (EE60301-SRM1)				Prepared & Analyzed: 05/03/06						
Total Alkalinity	96.0		mg/L	100		96.0	90-110			

Rice Operating Co.
122 W. Taylor
Hobbs NM, 88240

Project: BD H-35 SWD
Project Number: None Given
Project Manager: Kristin Farris-Pope

Fax: (505) 397-1471

Reported:
05/04/06 14:10

Total Metals by EPA / Standard Methods - Quality Control
Environmental Lab of Texas

Analyte	Result	Reporting Limit	Units	Spike Level	Source Result	%REC	%REC Limits	RPD	RPD Limit	Notes
---------	--------	--------------------	-------	----------------	------------------	------	----------------	-----	--------------	-------

Batch ED62719 - 6010B/No Digestion

Blank (ED62719-BLK1)

Prepared & Analyzed: 04/27/06

Calcium	ND	0.0100	mg/L							
Magnesium	ND	0.00100	"							
Potassium	ND	0.0500	"							
Sodium	ND	0.0100	"							

Calibration Check (ED62719-CCV1)

Prepared & Analyzed: 04/27/06

Calcium	2.08		mg/L				85-115			
Magnesium	2.16		"				85-115			
Potassium	1.94		"				85-115			
Sodium	1.96		"				85-115			

Duplicate (ED62719-DUP1)

Source: 6D26006-01

Prepared & Analyzed: 04/27/06

Calcium	0.0366	0.0100	mg/L		0.0367			0.273	20	
Magnesium	ND	0.00100	"		ND				20	
Potassium	0.275	0.0500	"		0.275			0.00	20	
Sodium	13.0	0.100	"		12.1			7.17	20	

Environmental Lab of Texas

The results in this report apply to the samples analyzed in accordance with the samples received in the laboratory. This analytical report must be reproduced in its entirety, with written approval of Environmental Lab of Texas.

Page 9 of 10

Rice Operating Co.
122 W. Taylor
Hobbs NM, 88240

Project: BD H-35 SWD
Project Number: None Given
Project Manager: Kristin Farris-Pope

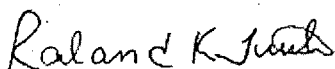
Fax: (505) 397-1471

Reported:
05/04/06 14:10

Notes and Definitions

DET Analyte DETECTED
ND Analyte NOT DETECTED at or above the reporting limit
NR Not Reported
dry Sample results reported on a dry weight basis
RPD Relative Percent Difference
LCS Laboratory Control Spike
MS Matrix Spike
Dup Duplicate

Report Approved By:



Date: 5/4/2006

Raland K. Tuttle, Lab Manager
Celey D. Keene, Lab Director, Org. Tech Director
Peggy Allen, QA Officer

Jeanne Mc Murrey, Inorg. Tech Director
LaTasha Cornish, Chemist
Sandra Sanchez, Lab Tech.

This material is intended only for the use of the individual (s) or entity to whom it is addressed, and may contain information that is privileged and confidential.

If you have received this material in error, please notify us immediately at 432-563-1800.

Environmental Lab of Texas
Variance / Corrective Action Report – Sample Log-In

Int: Rice Op.
 e/Time: 4/27/06 10:30
 er #: 6027009
 als: OK

Sample Receipt Checklist

Temperature of container/cooler?	Yes	No	<u>20</u>	C
Cooling container/cooler in good condition?	<u>Yes</u>	No		
Body Seals intact on shipping container/cooler?	<u>Yes</u>	No	Not present	
Body Seals intact on sample bottles?	<u>Yes</u>	No	Not present	
Chain of custody present?	<u>Yes</u>	No		
Sample Instructions complete on Chain of Custody?	<u>Yes</u>	No		
Chain of Custody signed when relinquished and received?	<u>Yes</u>	No		
Chain of custody agrees with sample label(s)	<u>Yes</u>	No		
Container labels legible and intact?	<u>Yes</u>	No		
Sample Matrix and properties same as on chain of custody?	<u>Yes</u>	No		
Samples in proper container/bottle?	<u>Yes</u>	No		
Samples properly preserved?	<u>Yes</u>	No		
Sample bottles intact?	<u>Yes</u>	No		
Preservations documented on Chain of Custody?	<u>Yes</u>	No		
Containers documented on Chain of Custody?	<u>Yes</u>	No		
Sufficient sample amount for indicated test?	<u>Yes</u>	No		
Samples received within sufficient hold time?	<u>Yes</u>	No		
GC samples have zero headspace?	<u>Yes</u>	No	Not Applicable	

Other observations:

Variance Documentation:
 Contact Person: _____ Date/Time: _____ Contacted by: _____
 Regarding: _____

Corrective Action Taken:



6701 Aberdeen Avenue, Suite 9
155 McCutcheon, Suite H

Lubbock, Texas 79424 800•378•1296
El Paso, Texas 79932 888•588•3443
E-Mail: lab@traceanalysis.com

806•794•1296 FAX 806•794•1298
915•585•3443 FAX 915•585•4944

Analytical and Quality Control Report

Kristen Farris-Pope
Rice Operating Company
122 W Taylor Street
Hobbs, NM, 88240

Report Date: August 17, 2006

Work Order: 6072146



Project Location: Lea County, New Mexico
Project Name: BD H-35 SWD
Project Number: BD H-35 SWD

Enclosed are the Analytical Report and Quality Control Report for the following sample(s) submitted to TraceAnalysis, Inc.

Sample	Description	Matrix	Date Taken	Time Taken	Date Received
96143	Monitor Well #1	water	2006-07-19	14:20	2006-07-21

These results represent only the samples received in the laboratory. The Quality Control Report is generated on a batch basis. All information contained in this report is for the analytical batch(es) in which your sample(s) were analyzed.

This report consists of a total of 11 pages and shall not be reproduced except in its entirety, without written approval of TraceAnalysis, Inc.

Dr. Blair Leftwich, Director

Analytical Report

Sample: 96143 - Monitor Well #1

Analysis: Alkalinity	Analytical Method: SM 2320B	Prep Method: N/A
QC Batch: 28340	Date Analyzed: 2006-07-26	Analyzed By: LJ
Prep Batch: 24777	Sample Preparation: 2006-07-25	Prepared By: LJ

Parameter	Flag	RL Result	Units	Dilution	RL
Hydroxide Alkalinity		<1.00	mg/L as CaCo3	1	1.00
Carbonate Alkalinity		<1.00	mg/L as CaCo3	1	1.00
Bicarbonate Alkalinity		108	mg/L as CaCo3	1	4.00
Total Alkalinity		108	mg/L as CaCo3	1	4.00

Sample: 96143 - Monitor Well #1

Analysis: BTEX	Analytical Method: S 8021B	Prep Method: S 5030B
QC Batch: 28277	Date Analyzed: 2006-07-24	Analyzed By: MT
Prep Batch: 24759	Sample Preparation: 2006-07-24	Prepared By: MT

Parameter	Flag	RL Result	Units	Dilution	RL
Benzene		<0.00100	mg/L	1	0.00100
Toluene		<0.00100	mg/L	1	0.00100
Ethylbenzene		<0.00100	mg/L	1	0.00100
Xylene		<0.00100	mg/L	1	0.00100

Surrogate	Flag	Result	Units	Dilution	Spike Amount	Percent Recovery	Recovery Limits
Trifluorotoluene (TFT)		0.0951	mg/L	1	0.100	95	66.2 - 127.7
4-Bromofluorobenzene (4-BFB)	1	0.0546	mg/L	1	0.100	55	70.6 - 129.2

Sample: 96143 - Monitor Well #1

Analysis: Cations	Analytical Method: S 6010B	Prep Method: S 3005A
QC Batch: 28357	Date Analyzed: 2006-07-26	Analyzed By: TP
Prep Batch: 24749	Sample Preparation: 2006-07-24	Prepared By: TS

Parameter	Flag	RL Result	Units	Dilution	RL
Dissolved Calcium		698	mg/L	10	0.500
Dissolved Potassium		45.3	mg/L	1	1.00
Dissolved Magnesium		371	mg/L	10	1.00
Dissolved Sodium		719	mg/L	10	1.00

Sample: 96143 - Monitor Well #1

Analysis: Ion Chromatography	Analytical Method: E 300.0	Prep Method: N/A
QC Batch: 28783	Date Analyzed: 2006-08-02	Analyzed By: WB
Prep Batch: 25169	Sample Preparation: 2006-08-02	Prepared By: WB

¹BFB surrogate recovery outside normal limits. ICV/CCV and TFT surrogate recovery show the method to be in control.

Parameter	Flag	RL Result	Units	Dilution	RL
Chloride		3040	mg/L	100	0.500
Sulfate		580	mg/L	100	0.500

Sample: 96143 - Monitor Well #1

Analysis: TDS	Analytical Method: SM 2540C	Prep Method: N/A
QC Batch: 28620	Date Analyzed: 2006-08-03	Analyzed By: SM
Prep Batch: 24979	Sample Preparation: 2009-08-01	Prepared By: SM

Parameter	Flag	RL Result	Units	Dilution	RL
Total Dissolved Solids		8170	mg/L	10	10.00

Method Blank (1) QC Batch: 28277

QC Batch: 28277	Date Analyzed: 2006-07-24	Analyzed By: MT
Prep Batch: 24759	QC Preparation: 2006-07-24	Prepared By: MT

Parameter	Flag	MDL Result	Units	RL
Benzene		<0.000255	mg/L	0.001
Toluene		<0.000210	mg/L	0.001
Ethylbenzene		<0.000317	mg/L	0.001
Xylene		<0.000603	mg/L	0.001

Surrogate	Flag	Result	Units	Dilution	Spike Amount	Percent Recovery	Recovery Limits
Trifluorotoluene (TFT)		0.0949	mg/L	1	0.100	95	76.1 - 117
4-Bromofluorobenzene (4-BFB)		0.0633	mg/L	1	0.100	63	58.5 - 118

Method Blank (1) QC Batch: 28340

QC Batch: 28340	Date Analyzed: 2006-07-26	Analyzed By: LJ
Prep Batch: 24777	QC Preparation: 2006-07-25	Prepared By: LJ

Parameter	Flag	MDL Result	Units	RL
Hydroxide Alkalinity		<1.00	mg/L as CaCo3	1
Carbonate Alkalinity		<1.00	mg/L as CaCo3	1
Bicarbonate Alkalinity		<4.00	mg/L as CaCo3	4
Total Alkalinity		<4.00	mg/L as CaCo3	4

Method Blank (1) QC Batch: 28357

QC Batch: 28357	Date Analyzed: 2006-07-26	Analyzed By: TP
Prep Batch: 24749	QC Preparation: 2006-07-24	Prepared By: TS

Parameter	Flag	MDL Result	Units	RL
Dissolved Calcium		0.132	mg/L	0.5
Dissolved Potassium		1.08	mg/L	1
Dissolved Magnesium		<0.704	mg/L	1
Dissolved Sodium		0.836	mg/L	1

Method Blank (1) QC Batch: 28620

QC Batch: 28620
Prep Batch: 24979

Date Analyzed: 2006-08-03
QC Preparation: 2006-08-01

Analyzed By: SM
Prepared By: SM

Parameter	Flag	MDL Result	Units	RL
Total Dissolved Solids		<5.000	mg/L	10

Method Blank (1) QC Batch: 28783

QC Batch: 28783
Prep Batch: 25169

Date Analyzed: 2006-08-02
QC Preparation: 2006-08-02

Analyzed By: WB
Prepared By: WB

Parameter	Flag	MDL Result	Units	RL
Chloride	2	<0.0181	mg/L	0.5
Sulfate		<0.0485	mg/L	0.5

Duplicates (1)

QC Batch: 28340
Prep Batch: 24777

Date Analyzed: 2006-07-26
QC Preparation: 2006-07-25

Analyzed By: LJ
Prepared By: LJ

Param	Duplicate Result	Sample Result	Units	Dilution	RPD	RPD Limit
Hydroxide Alkalinity	<1.00	<1.00	mg/L as CaCo3	1	0	20
Carbonate Alkalinity	<1.00	<1.00	mg/L as CaCo3	1	0	20
Bicarbonate Alkalinity	110	108	mg/L as CaCo3	1	2	12.6
Total Alkalinity	110	108	mg/L as CaCo3	1	2	11.5

Duplicates (1)

QC Batch: 28620
Prep Batch: 24979

Date Analyzed: 2006-08-03
QC Preparation: 2006-08-01

Analyzed By: SM
Prepared By: SM

Param	Duplicate Result	Sample Result	Units	Dilution	RPD	RPD Limit
Total Dissolved Solids	160.0	180.0	mg/L	10	12	17.2

²Not entered

Laboratory Control Spike (LCS-1)

QC Batch: 28277
Prep Batch: 24759

Date Analyzed: 2006-07-24
QC Preparation: 2006-07-24

Analyzed By: MT
Prepared By: MT

Param	LCS Result	Units	Dil.	Spike Amount	Matrix Result	Rec.	Rec. Limit
Benzene	0.109	mg/L	1	0.100	<0.000255	109	82.2 - 119
Toluene	0.108	mg/L	1	0.100	<0.000210	108	81.2 - 119
Ethylbenzene	0.109	mg/L	1	0.100	<0.000317	109	80 - 122
Xylene	0.322	mg/L	1	0.300	<0.000603	107	81.3 - 122

Percent recovery is based on the spike result. RPD is based on the spike and spike duplicate result.

Param	LCSD Result	Units	Dil.	Spike Amount	Matrix Result	Rec.	Rec. Limit	RPD	RPD Limit
Benzene	0.104	mg/L	1	0.100	<0.000255	109	82.2 - 119	5	20
Toluene	0.103	mg/L	1	0.100	<0.000210	108	81.2 - 119	5	20
Ethylbenzene	0.101	mg/L	1	0.100	<0.000317	109	80 - 122	8	20
Xylene	0.306	mg/L	1	0.300	<0.000603	107	81.3 - 122	5	20

Percent recovery is based on the spike result. RPD is based on the spike and spike duplicate result.

Surrogate	LCS Result	LCSD Result	Units	Dil.	Spike Amount	LCS Rec.	LCSD Rec.	Rec. Limit
Trifluorotoluene (TFT)	0.101	0.101	mg/L	1	0.100	101	101	81.8 - 114
4-Bromofluorobenzene (4-BFB)	0.112	0.111	mg/L	1	0.100	112	111	72.7 - 116

Laboratory Control Spike (LCS-1)

QC Batch: 28357
Prep Batch: 24749

Date Analyzed: 2006-07-26
QC Preparation: 2006-07-24

Analyzed By: TP
Prepared By: TS

Param	LCS Result	Units	Dil.	Spike Amount	Matrix Result	Rec.	Rec. Limit
Dissolved Calcium	51.7	mg/L	1	50.0	<0.0950	103	85 - 115
Dissolved Potassium	50.8	mg/L	1	50.0	<0.377	102	85 - 113
Dissolved Magnesium	51.5	mg/L	1	50.0	<0.704	103	85 - 113
Dissolved Sodium	50.5	mg/L	1	50.0	<0.261	101	85 - 111

Percent recovery is based on the spike result. RPD is based on the spike and spike duplicate result.

Param	LCSD Result	Units	Dil.	Spike Amount	Matrix Result	Rec.	Rec. Limit	RPD	RPD Limit
Dissolved Calcium	51.7	mg/L	1	50.0	<0.0950	103	85 - 115	0	20
Dissolved Potassium	49.3	mg/L	1	50.0	<0.377	102	85 - 113	3	20
Dissolved Magnesium	49.8	mg/L	1	50.0	<0.704	103	85 - 113	3	20
Dissolved Sodium	48.6	mg/L	1	50.0	<0.261	101	85 - 111	4	20

Percent recovery is based on the spike result. RPD is based on the spike and spike duplicate result.

Laboratory Control Spike (LCS-1)

QC Batch: 28783
Prep Batch: 25169

Date Analyzed: 2006-08-02
QC Preparation: 2006-08-02

Analyzed By: WB
Prepared By: WB

Param	LCS Result	Units	Dil.	Spike Amount	Matrix Result	Rec.	Rec. Limit
Chloride	<0.0181	mg/L	1	12.5	<0.0181		90 - 110
Sulfate	13.0	mg/L	1	12.5	<0.0485	104	90 - 110

Percent recovery is based on the spike result. RPD is based on the spike and spike duplicate result.

Param	LCSD Result	Units	Dil.	Spike Amount	Matrix Result	Rec.	Rec. Limit	RPD	RPD Limit
Chloride	0.00	mg/L	1	12.5	<0.0181		90 - 110		20
Sulfate	13.2	mg/L	1	12.5	<0.0485	104	90 - 110	2	20

Percent recovery is based on the spike result. RPD is based on the spike and spike duplicate result.

Matrix Spike (MS-1) Spiked Sample: 96149

QC Batch: 28277
Prep Batch: 24759

Date Analyzed: 2006-07-24
QC Preparation: 2006-07-24

Analyzed By: MT
Prepared By: MT

Param	MS Result	Units	Dil.	Spike Amount	Matrix Result	Rec.	Rec. Limit
Benzene	0.107	mg/L	1	0.100	<0.000255	107	70.9 - 126
Toluene	0.105	mg/L	1	0.100	<0.000210	105	70.8 - 125
Ethylbenzene	0.106	mg/L	1	0.100	<0.000317	106	74.8 - 125
Xylene	0.311	mg/L	1	0.300	<0.000603	104	75.7 - 126

Percent recovery is based on the spike result. RPD is based on the spike and spike duplicate result.

Param	MSD Result	Units	Dil.	Spike Amount	Matrix Result	Rec.	Rec. Limit	RPD	RPD Limit
Benzene	³ NA	mg/L	1	0.100	<0.000255	0	70.9 - 126	200	20
Toluene	⁴ NA	mg/L	1	0.100	<0.000210	0	70.8 - 125	200	20
Ethylbenzene	⁵ NA	mg/L	1	0.100	<0.000317	0	74.8 - 125	200	20
Xylene	⁶ NA	mg/L	1	0.300	<0.000603	0	75.7 - 126	200	20

Percent recovery is based on the spike result. RPD is based on the spike and spike duplicate result.

Surrogate	MS Result	MSD Result	Units	Dil.	Spike Amount	MS Rec.	MSD Rec.	Rec. Limit
Trifluorotoluene (TFT)	⁷ 0.101	NA	mg/L	1	0.1	101	0	73.6 - 121
4-Bromofluorobenzene (4-BFB)	⁸ 0.110	NA	mg/L	1	0.1	110	0	81.8 - 114

Matrix Spike (MS-1) Spiked Sample: 96142

QC Batch: 28357
Prep Batch: 24749

Date Analyzed: 2006-07-26
QC Preparation: 2006-07-24

Analyzed By: TP
Prepared By: TS

³RPD is out of range because a matrix spike duplicate was not prepared.

⁴RPD is out of range because a matrix spike duplicate was not prepared.

⁵RPD is out of range because a matrix spike duplicate was not prepared.

⁶RPD is out of range because a matrix spike duplicate was not prepared.

⁷RPD is out of range because a matrix spike duplicate was not prepared.

⁸RPD is out of range because a matrix spike duplicate was not prepared.

Param	MS Result	Units	Dil.	Spike Amount	Matrix Result	Rec.	Rec. Limit
Dissolved Calcium	⁹ 884	mg/L	1	50.0	863	42	68.4 - 138
Dissolved Potassium	110	mg/L	1	50.0	67.3	85	82 - 129
Dissolved Magnesium	496	mg/L	1	50.0	438	116	61.2 - 135
Dissolved Sodium	¹⁰ 2200	mg/L	1	50.0	2180	40	81.8 - 125

Percent recovery is based on the spike result. RPD is based on the spike and spike duplicate result.

Param	MSD Result	Units	Dil.	Spike Amount	Matrix Result	Rec.	Rec. Limit	RPD	RPD Limit
Dissolved Calcium	¹¹ 884	mg/L	1	50.0	863	42	68.4 - 138	0	20
Dissolved Potassium	111	mg/L	1	50.0	67.3	87	82 - 129	1	20
Dissolved Magnesium	491	mg/L	1	50.0	438	106	61.2 - 135	1	20
Dissolved Sodium	¹² 2200	mg/L	1	50.0	2180	40	81.8 - 125	0	20

Percent recovery is based on the spike result. RPD is based on the spike and spike duplicate result.

Matrix Spike (MS-1) Spiked Sample: 97690

QC Batch: 28783
Prep Batch: 25169

Date Analyzed: 2006-08-02
QC Preparation: 2006-08-02

Analyzed By: WB
Prepared By: WB

Param	MS Result	Units	Dil.	Spike Amount	Matrix Result	Rec.	Rec. Limit
Chloride	<0.0181	mg/L	1	12.5	<0.0181		25.4 - 171
Sulfate	420	mg/L	10	12.5	307	90	0 - 677

Percent recovery is based on the spike result. RPD is based on the spike and spike duplicate result.

Param	MSD Result	Units	Dil.	Spike Amount	Matrix Result	Rec.	Rec. Limit	RPD	RPD Limit
Chloride	0.00	mg/L	1	12.5	<0.0181		25.4 - 171		20
Sulfate	421	mg/L	10	12.5	307	91	0 - 677	0	20

Percent recovery is based on the spike result. RPD is based on the spike and spike duplicate result.

Standard (ICV-1)

QC Batch: 28277

Date Analyzed: 2006-07-24

Analyzed By: MT

Param	Flag	Units	ICVs True Conc.	ICVs Found Conc.	ICVs Percent Recovery	Percent Recovery Limits	Date Analyzed
Benzene		mg/L	0.100	0.104	104	85 - 115	2006-07-24
Toluene		mg/L	0.100	0.104	104	85 - 115	2006-07-24
Ethylbenzene		mg/L	0.100	0.104	104	85 - 115	2006-07-24
Xylene		mg/L	0.300	0.314	105	85 - 115	2006-07-24

⁹Matrix spike recovery out of control limits due to matrix interference. Use LCS/LCSD to demonstrate analysis is under control.

¹⁰Matrix spike recovery out of control limits due to matrix interference. Use LCS/LCSD to demonstrate analysis is under control.

¹¹Matrix spike recovery out of control limits due to matrix interference. Use LCS/LCSD to demonstrate analysis is under control.

¹²Matrix spike recovery out of control limits due to matrix interference. Use LCS/LCSD to demonstrate analysis is under control.

Standard (CCV-1)

QC Batch: 28277

Date Analyzed: 2006-07-24

Analyzed By: MT

Param	Flag	Units	CCVs True Conc.	CCVs Found Conc.	CCVs Percent Recovery	Percent Recovery Limits	Date Analyzed
Benzene		mg/L	0.100	0.107	107	85 - 115	2006-07-24
Toluene		mg/L	0.100	0.105	105	85 - 115	2006-07-24
Ethylbenzene		mg/L	0.100	0.106	106	85 - 115	2006-07-24
Xylene		mg/L	0.300	0.311	104	85 - 115	2006-07-24

Standard (ICV-1)

QC Batch: 28340

Date Analyzed: 2006-07-26

Analyzed By: LJ

Param	Flag	Units	ICVs True Conc.	ICVs Found Conc.	ICVs Percent Recovery	Percent Recovery Limits	Date Analyzed
Total Alkalinity		mg/L as CaCo3	250	240	96	90 - 110	2006-07-26

Standard (CCV-1)

QC Batch: 28340

Date Analyzed: 2006-07-26

Analyzed By: LJ

Param	Flag	Units	CCVs True Conc.	CCVs Found Conc.	CCVs Percent Recovery	Percent Recovery Limits	Date Analyzed
Total Alkalinity		mg/L as CaCo3	250	240	96	90 - 110	2006-07-26

Standard (ICV-1)

QC Batch: 28357

Date Analyzed: 2006-07-26

Analyzed By: TP

Param	Flag	Units	ICVs True Conc.	ICVs Found Conc.	ICVs Percent Recovery	Percent Recovery Limits	Date Analyzed
Dissolved Calcium		mg/L	50.0	50.7	101	90 - 110	2006-07-26
Dissolved Potassium		mg/L	50.0	52.0	104	90 - 110	2006-07-26
Dissolved Magnesium		mg/L	50.0	49.6	99	90 - 110	2006-07-26
Dissolved Sodium		mg/L	50.0	50.9	102	90 - 110	2006-07-26

Standard (CCV-1)

QC Batch: 28357

Date Analyzed: 2006-07-26

Analyzed By: TP

Param	Flag	Units	CCVs True Conc.	CCVs Found Conc.	CCVs Percent Recovery	Percent Recovery Limits	Date Analyzed
Dissolved Calcium		mg/L	50.0	48.7	97	90 - 110	2006-07-26
Dissolved Potassium		mg/L	50.0	47.4	95	90 - 110	2006-07-26
Dissolved Magnesium		mg/L	50.0	47.2	94	90 - 110	2006-07-26

continued...

standard continued...

Param	Flag	Units	CCVs True Conc.	CCVs Found Conc.	CCVs Percent Recovery	Percent Recovery Limits	Date Analyzed
Dissolved Sodium		mg/L	50.0	47.3	95	90 - 110	2006-07-26

Standard (ICV-1)

QC Batch: 28620

Date Analyzed: 2006-08-03

Analyzed By: SM

Param	Flag	Units	ICVs True Conc.	ICVs Found Conc.	ICVs Percent Recovery	Percent Recovery Limits	Date Analyzed
Total Dissolved Solids		mg/L	1000	1001	100	90 - 110	2006-08-03

Standard (CCV-1)

QC Batch: 28620

Date Analyzed: 2006-08-03

Analyzed By: SM

Param	Flag	Units	CCVs True Conc.	CCVs Found Conc.	CCVs Percent Recovery	Percent Recovery Limits	Date Analyzed
Total Dissolved Solids		mg/L	1000	1022	102	90 - 110	2006-08-03

Standard (ICV-1)

QC Batch: 28783

Date Analyzed: 2006-08-02

Analyzed By: WB

Param	Flag	Units	ICVs True Conc.	ICVs Found Conc.	ICVs Percent Recovery	Percent Recovery Limits	Date Analyzed
Chloride		mg/L	12.5	<0.0181		90 - 110	2006-08-02
Sulfate		mg/L	12.5	12.4	99	90 - 110	2006-08-02

Standard (CCV-1)

QC Batch: 28783

Date Analyzed: 2006-08-02

Analyzed By: WB

Param	Flag	Units	CCVs True Conc.	CCVs Found Conc.	CCVs Percent Recovery	Percent Recovery Limits	Date Analyzed
Chloride		mg/L	12.5	<0.0181		90 - 110	2006-08-02
Sulfate		mg/L	12.5	12.7	102	90 - 110	2006-08-02

Submittal of samples constitutes agreement to Terms and Conditions listed on reverse side of COC

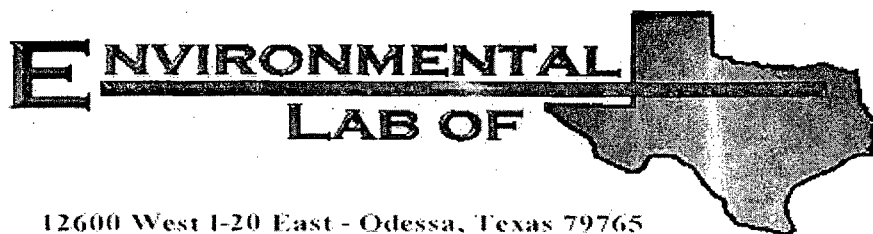
Cation-Anion Balance Sheet

DATE: 8/16/2006

Sample #	Calcium ppm	Magnesium ppm	Sodium ppm	Potassium ppm	Alkalinity ppm	Sulfate ppm	Chloride ppm	Nitrate ppm	Fluoride ppm	TDS ppm	EC µMHOs/cm		
96143	698	371	719	45.3	108	580	3040			8170			
Sample #	Calcium in meq/L	Magnesium in meq/L	Sodium in meq/L	Potassium in meq/L	Alkalinity in meq/L	Sulfate in meq/L	Chloride in meq/L	Nitrate in meq/L	Fluoride in meq/L	Cations in meq/L	Anions in meq/L	Total in meq/L	Percentage Error
96143	34.83	30.53	31.28	1.16	2.16	12.08	85.76			97.80	99.99		2.22

EC/Cation	EC/Anion	range	0	to	0	TDS/EC	TDS/Cat	TDS/Anion
							0.84	0.82

needs to be 0.55-0.77



12600 West I-20 East - Odessa, Texas 79765

Analytical Report

Prepared for:

Kristin Farris-Pope

Rice Operating Co.

122 W. Taylor

Hobbs, NM 88240

Project: BD SWD H-35

Project Number: None Given

Location: T22S-R37E-Sec35K, Lea Co., NM

Lab Order Number: 6J12015

Report Date: 10/24/06

Rice Operating Co.
122 W. Taylor
Hobbs NM, 88240

Project: BD SWD H-35
Project Number: None Given
Project Manager: Kristin Farris-Pope

Fax: (505) 397-1471

ANALYTICAL REPORT FOR SAMPLES

Sample ID	Laboratory ID	Matrix	Date Sampled	Date Received
Monitor Well #1	6J12015-01	Water	10/11/06 11:45	10-12-2006 16:00

Rice Operating Co.
122 W. Taylor
Hobbs NM, 88240

Project: BD SWD H-35
Project Number: None Given
Project Manager: Kristin Farris-Pope

Fax: (505) 397-1471

Organics by GC
Environmental Lab of Texas

Analyte	Result	Reporting Limit	Units	Dilution	Batch	Prepared	Analyzed	Method	Notes
Monitor Well #1 (6J12015-01) Water									
Benzene	ND	0.00100	mg/L	1	EJ61407	10/14/06	10/16/06	EPA 8021B	
Toluene	ND	0.00100	"	"	"	"	"	"	
Ethylbenzene	ND	0.00100	"	"	"	"	"	"	
Xylene (p/m)	ND	0.00100	"	"	"	"	"	"	
Xylene (o)	ND	0.00100	"	"	"	"	"	"	
Surrogate: a,a,a-Trifluorotoluene		87.0 %	80-120		"	"	"	"	
Surrogate: 4-Bromofluorobenzene		91.5 %	80-120		"	"	"	"	

Rice Operating Co.
122 W. Taylor
Hobbs NM, 88240

Project: BD SWD H-35
Project Number: None Given
Project Manager: Kristin Farris-Pope

Fax: (505) 397-1471

General Chemistry Parameters by EPA / Standard Methods
Environmental Lab of Texas

Analyte	Result	Reporting Limit	Units	Dilution	Batch	Prepared	Analyzed	Method	Notes
Monitor Well #1 (6J12015-01) Water									
Total Alkalinity	138	2.00	mg/L	1	EJ61311	10/13/06	10/13/06	EPA 310.1M	
Chloride	2880	100	"	200	EJ61403	10/19/06	10/19/06	EPA 300.0	
Total Dissolved Solids	7460	10.0	"	1	EJ61404	10/14/06	10/15/06	EPA 160.1	
Sulfate	561	100	"	200	EJ61403	10/19/06	10/19/06	EPA 300.0	

Rice Operating Co.
122 W. Taylor
Hobbs NM, 88240

Project: BD SWD H-35
Project Number: None Given
Project Manager: Kristin Farris-Pope

Fax: (505) 397-1471

Total Metals by EPA / Standard Methods
Environmental Lab of Texas

Analyte	Result	Reporting Limit	Units	Dilution	Batch	Prepared	Analyzed	Method	Notes
Monitor Well #1 (6J12015-01) Water									
Calcium	619	20.2	mg/L	250	EJ61604	10/13/06	10/16/06	EPA 6010B	
Magnesium	384	9.00	"	"	"	"	"	"	
Potassium	25.4	3.00	"	50	"	"	"	"	
Sodium	711	10.8	"	250	"	"	"	"	

Rice Operating Co.
122 W. Taylor
Hobbs NM, 88240

Project: BD SWD H-35
Project Number: None Given
Project Manager: Kristin Farris-Pope

Fax: (505) 397-1471

Organics by GC - Quality Control
Environmental Lab of Texas

Analyte	Result	Reporting Limit	Units	Spike Level	Source Result	%REC	%REC Limits	RPD	RPD Limit	Notes
---------	--------	--------------------	-------	----------------	------------------	------	----------------	-----	--------------	-------

Batch EJ61407 - EPA 5030C (GC)

Blank (EJ61407-BLK1)

Prepared: 10/14/06 Analyzed: 10/15/06

Benzene	ND	0.00100	mg/L							
Toluene	ND	0.00100	"							
Ethylbenzene	ND	0.00100	"							
Xylene (p/m)	ND	0.00100	"							
Xylene (o)	ND	0.00100	"							
Surrogate: a,a,a-Trifluorotoluene	33.5		ug/l	40.0		83.8	80-120			
Surrogate: 4-Bromofluorobenzene	35.0		"	40.0		87.5	80-120			

LCS (EJ61407-BS1)

Prepared: 10/14/06 Analyzed: 10/15/06

Benzene	0.0451	0.00100	mg/L	0.0500		90.2	80-120			
Toluene	0.0430	0.00100	"	0.0500		86.0	80-120			
Ethylbenzene	0.0513	0.00100	"	0.0500		103	80-120			
Xylene (p/m)	0.0929	0.00100	"	0.100		92.9	80-120			
Xylene (o)	0.0423	0.00100	"	0.0500		84.6	80-120			
Surrogate: a,a,a-Trifluorotoluene	34.4		ug/l	40.0		86.0	80-120			
Surrogate: 4-Bromofluorobenzene	43.8		"	40.0		110	80-120			

Calibration Check (EJ61407-CCV1)

Prepared: 10/14/06 Analyzed: 10/17/06

Benzene	49.9		ug/l	50.0		99.8	80-120			
Toluene	43.1		"	50.0		86.2	80-120			
Ethylbenzene	42.0		"	50.0		84.0	80-120			
Xylene (p/m)	83.7		"	100		83.7	80-120			
Xylene (o)	41.2		"	50.0		82.4	80-120			
Surrogate: a,a,a-Trifluorotoluene	36.1		"	40.0		90.2	80-120			
Surrogate: 4-Bromofluorobenzene	34.3		"	40.0		85.8	80-120			

Matrix Spike (EJ61407-MS1)

Source: 6J12015-01

Prepared: 10/14/06 Analyzed: 10/17/06

Benzene	0.0501	0.00100	mg/L	0.0500	ND	100	80-120			
Toluene	0.0440	0.00100	"	0.0500	ND	88.0	80-120			
Ethylbenzene	0.0416	0.00100	"	0.0500	ND	83.2	80-120			
Xylene (p/m)	0.0914	0.00100	"	0.100	ND	91.4	80-120			
Xylene (o)	0.0427	0.00100	"	0.0500	ND	85.4	80-120			
Surrogate: a,a,a-Trifluorotoluene	35.5		ug/l	40.0		88.8	80-120			
Surrogate: 4-Bromofluorobenzene	40.2		"	40.0		100	80-120			

Environmental Lab of Texas

The results in this report apply to the samples analyzed in accordance with the samples received in the laboratory. This analytical report must be reproduced in its entirety, with written approval of Environmental Lab of Texas.

Page 5 of 10

Rice Operating Co.
122 W. Taylor
Hobbs NM, 88240

Project: BD SWD H-35
Project Number: None Given
Project Manager: Kristin Farris-Pope

Fax: (505) 397-1471

Organics by GC - Quality Control
Environmental Lab of Texas

Analyte	Result	Reporting Limit	Units	Spike Level	Source Result	%REC	%REC Limits	RPD	RPD Limit	Notes
---------	--------	--------------------	-------	----------------	------------------	------	----------------	-----	--------------	-------

Batch EJ61407 - EPA 5030C (GC)

Matrix Spike Dup (EJ61407-MSD1)

Source: 6J12015-01

Prepared: 10/14/06 Analyzed: 10/17/06

Benzene	0.0502	0.00100	mg/L	0.0500	ND	100	80-120	0.00	20	
Toluene	0.0442	0.00100	"	0.0500	ND	88.4	80-120	0.454	20	
Ethylbenzene	0.0412	0.00100	"	0.0500	ND	82.4	80-120	0.966	20	
Xylene (p/m)	0.0913	0.00100	"	0.100	ND	91.3	80-120	0.109	20	
Xylene (o)	0.0437	0.00100	"	0.0500	ND	87.4	80-120	2.31	20	
Surrogate: a,a,a-Trifluorotoluene	35.4		ug/l	40.0		88.5	80-120			
Surrogate: 4-Bromofluorobenzene	41.0		"	40.0		102	80-120			

Rice Operating Co.
122 W. Taylor
Hobbs NM, 88240

Project: BD SWD H-35
Project Number: None Given
Project Manager: Kristin Farris-Pope

Fax: (505) 397-1471

General Chemistry Parameters by EPA / Standard Methods - Quality Control
Environmental Lab of Texas

Analyte	Result	Reporting Limit	Units	Spike Level	Source Result	%REC	%REC Limits	RPD	RPD Limit	Notes
Batch EJ61311 - General Preparation (WetChem)										
Blank (EJ61311-BLK1)				Prepared & Analyzed: 10/13/06						
Total Alkalinity	ND	2.00	mg/L							
Carbonate Alkalinity	ND	0.100	"							
Bicarbonate Alkalinity	ND	2.00	"							
Hydroxide Alkalinity	ND	0.100	"							
LCS (EJ61311-BS1)				Prepared: 10/13/06 Analyzed: 10/20/06						
Bicarbonate Alkalinity	196	2.00	mg/L	200		98.0	85-115			
Duplicate (EJ61311-DUP1)				Source: 6J12011-01		Prepared & Analyzed: 10/13/06				
Total Alkalinity	238	2.00	mg/L		242			1.67	20	
Reference (EJ61311-SRM1)				Prepared & Analyzed: 10/13/06						
Total Alkalinity	250		mg/L	250		100	90-110			
Batch EJ61403 - General Preparation (WetChem)										
Blank (EJ61403-BLK1)				Prepared & Analyzed: 10/19/06						
Chloride	ND	0.500	mg/L							
Sulfate	ND	0.500	"							
LCS (EJ61403-BS1)				Prepared & Analyzed: 10/19/06						
Sulfate	9.55	0.500	mg/L	10.0		95.5	80-120			
Chloride	9.62	0.500	"	10.0		96.2	80-120			
Calibration Check (EJ61403-CCV1)				Prepared & Analyzed: 10/19/06						
Sulfate	10.1		mg/L	10.0		101	80-120			
Chloride	10.5		"	10.0		105	80-120			

Environmental Lab of Texas

The results in this report apply to the samples analyzed in accordance with the samples received in the laboratory. This analytical report must be reproduced in its entirety, with written approval of Environmental Lab of Texas.

Page 7 of 10

Rice Operating Co.
122 W. Taylor
Hobbs NM, 88240

Project: BD SWD H-35
Project Number: None Given
Project Manager: Kristin Farris-Pope

Fax: (505) 397-1471

General Chemistry Parameters by EPA / Standard Methods - Quality Control

Environmental Lab of Texas

Analyte	Result	Reporting Limit	Units	Spike Level	Source Result	%REC	%REC Limits	RPD	RPD Limit	Notes
---------	--------	--------------------	-------	----------------	------------------	------	----------------	-----	--------------	-------

Batch EJ61403 - General Preparation (WetChem)

Duplicate (EJ61403-DUP1)

Source: 6J12011-01

Prepared & Analyzed: 10/19/06

Sulfate	291	25.0	mg/L		308			5.68	20	
Chloride	1430	25.0	"		1430			0.00	20	

Duplicate (EJ61403-DUP2)

Source: 6J12016-02

Prepared & Analyzed: 10/19/06

Sulfate	236	12.5	mg/L		237			0.423	20	
Chloride	690	12.5	"		692			0.289	20	

Matrix Spike (EJ61403-MS1)

Source: 6J12011-01

Prepared & Analyzed: 10/19/06

Chloride	2040	25.0	mg/L	500	1430	122	80-120			S-07
Sulfate	781	25.0	"	500	308	94.6	80-120			

Matrix Spike (EJ61403-MS2)

Source: 6J12016-02

Prepared & Analyzed: 10/19/06

Sulfate	476	12.5	mg/L	250	237	95.6	80-120			
Chloride	979	12.5	"	250	692	115	80-120			

Batch EJ61404 - Filtration Preparation

Blank (EJ61404-BLK1)

Prepared: 10/14/06 Analyzed: 10/15/06

Total Dissolved Solids	ND	10.0	mg/L							
------------------------	----	------	------	--	--	--	--	--	--	--

Duplicate (EJ61404-DUP1)

Source: 6J12011-01

Prepared: 10/14/06 Analyzed: 10/15/06

Total Dissolved Solids	3380	10.0	mg/L		3260			3.61	5	
------------------------	------	------	------	--	------	--	--	------	---	--

Duplicate (EJ61404-DUP2)

Source: 6J12016-02

Prepared: 10/14/06 Analyzed: 10/15/06

Total Dissolved Solids	1850	10.0	mg/L		1900			2.67	5	
------------------------	------	------	------	--	------	--	--	------	---	--

Environmental Lab of Texas

The results in this report apply to the samples analyzed in accordance with the samples received in the laboratory. This analytical report must be reproduced in its entirety, with written approval of Environmental Lab of Texas.

Page 8 of 10

Rice Operating Co.
122 W. Taylor
Hobbs NM, 88240

Project: BD SWD H-35
Project Number: None Given
Project Manager: Kristin Farris-Pope

Fax: (505) 397-1471

Total Metals by EPA / Standard Methods - Quality Control
Environmental Lab of Texas

Analyte	Result	Reporting Limit	Units	Spike Level	Source Result	%REC	%REC Limits	RPD	RPD Limit	Notes
---------	--------	--------------------	-------	----------------	------------------	------	----------------	-----	--------------	-------

Batch EJ61604 - 6010B/No Digestion

Blank (EJ61604-BLK1)

Prepared: 10/13/06 Analyzed: 10/16/06

Calcium	ND	0.0810	mg/L							
Magnesium	ND	0.0360	"							
Potassium	ND	0.0600	"							
Sodium	ND	0.0430	"							

Calibration Check (EJ61604-CCV1)

Prepared: 10/13/06 Analyzed: 10/16/06

Calcium	1.99		mg/L	2.00		99.5	85-115			
Magnesium	2.20		"	2.00		110	85-115			
Potassium	1.94		"	2.00		97.0	85-115			
Sodium	1.79		"	2.00		89.5	85-115			

Duplicate (EJ61604-DUP1)

Source: 6J12001-04

Prepared: 10/13/06 Analyzed: 10/16/06

Calcium	0.426	0.0810	mg/L		0.427			0.234	20	
Magnesium	0.432	0.0360	"		0.422			2.34	20	
Potassium	0.596	0.0600	"		0.582			2.38	20	
Sodium	0.890	0.0430	"		0.866			2.73	20	

Rice Operating Co.
122 W. Taylor
Hobbs NM, 88240

Project: BD SWD H-35
Project Number: None Given
Project Manager: Kristin Farris-Pope

Fax: (505) 397-1471

Notes and Definitions

S-07 Recovery outside Laboratory historical or method prescribed limits.

DET Analyte DETECTED

ND Analyte NOT DETECTED at or above the reporting limit

NR Not Reported

dry Sample results reported on a dry weight basis


RPD Relative Percent Difference

LCS Laboratory Control Spike

MS Matrix Spike

Dup Duplicate

Report Approved By:



Date:

10/24/2006

Raland K. Tuttle, Lab Manager

Celey D. Keene, Lab Director, Org. Tech Director

Peggy Allen, QA Officer

Jeanne Mc Murrey, Inorg. Tech Director

LaTasha Cornish, Chemist

Sandra Sanchez, Lab Tech.

This material is intended only for the use of the individual (s) or entity to whom it is addressed, and may contain information that is privileged and confidential.

If you have received this material in error, please notify us immediately at 432-563-1800.

12600 West 120 East
Odessa, Texas 79766
Phone: 432-563-1800
Fax: 432-563-1713

CHAIN OF CUSTODY RECORD AND ANALYSIS REQUEST

BD SWD System H-35

Project Number:

Project Loc:

PO Number:

Fax No: (505) 397-1471

1-9310

Email: rozanne@valornet.com

[illegible]

Environmental Lab of Texas
Variance/ Corrective Action Report- Sample Log-In

Client: Rice Op.
Date/ Time: 10/12/06 4:00
Lab ID #: 6512015
Initials: AK

Sample Receipt Checklist

Client Initials

#1	Temperature of container/ cooler?	Yes	No	2.0 °C	
#2	Shipping container in good condition?	Yes	No		
#3	Custody Seals intact on shipping container/ cooler?	Yes	No	Not Present	
#4	Custody Seals intact on sample bottles/ container?	Yes	No	Not Present	
#5	Chain of Custody present?	Yes	No		
#6	Sample instructions complete of Chain of Custody?	Yes	No		
#7	Chain of Custody signed when relinquished/ received?	Yes	No		
#8	Chain of Custody agrees with sample label(s)?	Yes	No	ID written on Cont./ Lid	
#9	Container label(s) legible and intact?	Yes	No	Not Applicable	
#10	Sample matrix/ properties agree with Chain of Custody?	Yes	No		
#11	Containers supplied by EL0T?	Yes	No		
#12	Samples in proper container/ bottle?	Yes	No	See Below	
#13	Samples properly preserved?	Yes	No	See Below	
#14	Sample bottles intact?	Yes	No		
#15	Preservations documented on Chain of Custody?	Yes	No		
#16	Containers documented on Chain of Custody?	Yes	No		
#17	Sufficient sample amount for indicated test(s)?	Yes	No	See Below	
#18	All samples received within sufficient hold time?	Yes	No	See Below	
#19	VOC samples have zero headspace?	Yes	No	Not Applicable	

Variance Documentation

Contact: _____ Contacted by: _____ Date/ Time: _____

Regarding: _____

Corrective Action Taken:

- Check all that Apply:
- ☐ See attached e-mail/ fax
 - ☐ Client understands and would like to proceed with analysis
 - ☐ Cooling process had begun shortly after sampling event