AP-~~419~~ 38

3Q and 4Q GW Monitor Report

DATE:
March 2010

KLEINFELDER
Bright People. Right Solutions.

RECEIVED OCD

DOCUMENT TRANSMITTAL FORM

TO:	Mr. Glenn von Gonten Energy, Minerals, & Natural Resources Dept. NM Oil Conservation Div. 1220 S. St. Francis, Drive. Santa Fe, NM 87505	2010 APR 15 AM 11:15 **Pages w/ Transmittal**	1	**OF**	371
		TRANSMITTAL DATE:	04/14/10		
		TRANSMITTAL DCN:	100947.0611H - ODM10TS001		

RETURN RESPONSES/COMMENTS TO:	Aaron Hale
RETURN RESPONSES/COMMENTS BY:	48 hours from date of transmission

PROJECT NO.:	100949	**PROJECT NAME:**	XOM-GRMP09 GLADIOLA STATION
ACTIVITY/DESCRIPTION:	**3Q & 4Q 2009 GWM Monitoring /Site Activity Reports**		

DOCUMENTS BEING TRANSMITTED

ITEM	REV.	PAGES	DATE	DESIGNATOR
3Q 2009 GWM Monitoring /Site Activity Reports	0	215	04/08/10	100947.0611H-ALB09RP001
4Q 2009 GWM Monitoring /Site Activity Reports	0	155	04/08/10	100947.0611H-ALB09RP002

INSTRUCTIONS/REMARKS

PLEASE VERIFY RECEIPT OF THIS DELIVERABLE BY REPLYING TO THIS E-MAIL. YOUR REPLY WILL SERVE AS VERIFICATION OF SUCCESSFUL RECEIPT OF THE ATTACHED DOCUMENT.

- ☐ Mark previous issues "obsolete", "superseded", or uncontrolled"
- ☐ Destroy previous affected material
- ☐ Return old material with this record
- ☒ New issue (no previous copies received)
- ☐ Replace with revised/new material
- ☐ Maintain as controlled copy
- ☐ Not Applicable

RECEIPT AND READ ACKNOWLEDGEMENT
PLEASE COMPLETE AND RETURN WITHIN
15 WORKING DAYS TO:

KLEINFELDER DOCUMENT CONTROL CENTER

CLIENT RECEIPT	PRINT NAME	SIGNATURE	DATE
Complete & Return this page via Fax/Mail/Email			

KLEINFELDER RECEIPT	PRINT NAME	SIGNATURE	DATE
Complete this section upon receipt from client			

ExxonMobil
Environmental Services Company
3217 Pine Needle Cove
Round Rock, Texas 78681-2363

Joe Ibanez
Major Projects

RECEIVED OCD
2010 APR 15 A 11: 15
ExxonMobil

March 23, 2010

Glenn von Gonten
Energy, Minerals and Natural Resources Department
New Mexico Oil Conservation Division
1220 South St. Francis Drive, P.O. Box 13087
Santa Fe, NM 87505

Re: Transmittal of the 3Q and 4Q 2009 Groundwater Monitoring / Site Activity Reports; Former ExxonMobil Gladiola Station; Lea County, New Mexico; OCD No. AP038

Dear Mr. von Gonten:

I am writing this letter on behalf of the ExxonMobil Pipeline Company (ExxonMobil). In accordance with the Revised Stage 1 Abatement Plan dated March 2, 2006, please find enclosed the above referenced routine reports for your review. As you recall, the site is owned and operated by Centurion Pipeline, LP. In summary, groundwater monitoring and soil investigation activities were conducted in August and October of 2009. During this time period, six additional monitoring wells and two soil borings were drilled for delineation purposes.

Finally, please note that for this site insofar as ExxonMobil is involved, the environmental project management has transitioned effective 1Q 2010 to a new ExxonMobil Environmental Services project manager and technical consultant. The new team will progress the work in 2010. The new contacts are as follows:

<u>For ExxonMobil</u>
Mr. Dale Gomm, Project Manager
ExxonMobil Environmental Services
17001 Northchase Drive, Rm 1119
Houston, Texas 77060
Telephone: (713) 819-6879
Email: dale.l.gomm@exxonmobil.com

<u>Technical Consultant</u>
Mr. Vincent D. Swadis
Groundwater & Environmental Services, Inc.
13003 Southwest Freeway, Suite 190
Stafford, TX 77477
Telephone: (888) 540-0804, ext 3196
Email: VSwadis@gesonline.com

Sincerely,

Joe Ibanez, P.E.
Project Manager, Major Projects
ExxonMobil Environmental Services

cc: Larry Johnson, OCD District 1, 1625 N. French Drive, Hobbs, NM 88240
Tommy and Sara Burrus, 07 Ranch Property, P.O. Box 1090, Plains, TX 79355
Kurt Fischer, EMES (w/o attachments)
Dale Gomm, EMES (Houston) and Vincent Swadis, GES (Stafford, TX)
Dave Mazzanti, Kleinfelder (Tempe, AZ) and Bob Davis, RPS (Austin)

AUGUST 2009 GROUNDWATER MONITORING AND SITE ACTIVITIES REPORT
GLADIOLA STATION
LEA COUNTY, NEW MEXICO
OCD NO. AP038
KLEINFELDER PROJECT NO. 100947

APRIL 8, 2010

Prepared for: Mr. Joe Ibanez
ExxonMobil Environmental Services Company
3217 Pine Needle Cove
Round Rock, Texas 78681-2363

Prepared by: KLEINFELDER
Bright People. Right Solutions.

8300 Jefferson St. NE, Suite B
Albuquerque, NM 87113

August 2009 Groundwater Monitoring and Site Activities Report Prepared for:

ExxonMobil Environmental Services Company
3217 Pine Needle Cove
Round Rock, Texas 78681-2363

August 2009 Groundwater Monitoring and Site Activities Report
Gladiola Station
Lea County, New Mexico
OCD No. AP038

Kleinfelder Project No: 100947

for

Jill Hernandez
Staff Engineer

Aaron M. Hale, P.G.
Location Manager

KLEINFELDER WEST, INC.
8300 Jefferson NE, Suite B
Albuquerque, New Mexico 87113

April 8, 2010

TABLE OF CONTENTS

SECTION **PAGE**

LIST OF TABLES

LIST OF FIGURES

LIST OF APPENDICES

1.0 INTRODUCTION

The Gladiola Station crude oil pipeline release site (Site) is located in eastern Lea County, New Mexico (Figure 1). The legal description of the Site is the SE 1/4 of Section 5, T12S, R38E. The location of the initial release is south of Tank # 2857 (Figure 2). The Site consists of approximately 0.54 acres and was operated as a crude oil pipeline pumping station by ExxonMobil Pipeline Company until its purchase by Trojan Pipeline L.P. (Trojan) in February 2004. Trojan changed their name to Centurion Pipeline L.P. (Centurion) in July 2004. The Site is currently operated by Centurion.

The initial release occurred on November 18, 2002 and was the result of the former western sump over-flow/bleeder valve leak. A *Leak, Maintenance and Exposed Pipe Report* dated November 18, 2002 indicated the crude oil release consisted of 15 barrels lost and five barrels recovered.

Centurion reported a release of crude oil on May 21, 2007 from a strainer valve failure which caused the eastern sump to overfill. Soil remediation activities, including excavation, were conducted from May 18 through June 27, 2007. In a letter dated April 2, 2009, Conestoga-Rovers and Associates, on behalf of Centurion, recommended no further action be conducted related to the May 2007 release. Based upon groundwater monitoring data collected by Kleinfelder during 2008 and 2009 (refer to section 5.0) and a soil boring conducted in August 2009 (refer to section 4.0), it appears hydrocarbon impact related to the Centurion May 2007 release or another release in the area is present on the Site.

Climate at the Site is semi-arid to arid and topography of the Site and adjoining land gently dips to the southeast with little relief. The Site is surrounded by rangeland with the surface primarily covered by range grasses.

This report summarizes soil investigation and groundwater assessment activities conducted in August 2009.

2.0 PREVIOUS SOIL AND GROUNDWATER INVESTIGATION ACTIVITIES

Initial remedial excavation activities to remove impacted soil were conducted at the Site by E.D. Walton in August 2003 (Figure 2). The excavation, located in the northwestern portion of the Site, remains open to this day.

A soil boring investigation was also conducted in August 2003 by B&H Maintenance and Construction following the above described remedial excavation activities. An investigation report was submitted to ExxonMobil Pipeline Company to document total petroleum hydrocarbon (TPH) concentrations at the Site.

BNC Environmental Services conducted soil and groundwater assessment activities in 2004 and installed three monitoring wells. Soil hydrocarbon concentrations were in excess of New Mexico Oil Conservation Division (NMOCD) regulatory guidelines, and groundwater hydrocarbon concentrations were in excess of New Mexico Water Quality Control Commission (NMWQCC) regulatory guidelines in the three monitoring wells. Research conducted in 2004 found no water wells located on the Gladiola Station property or land immediately adjacent to the Site.
In 2006, seven groundwater monitoring wells were installed and two soil borings were completed by Conestoga-Rovers and Associates. In addition, a site-wide groundwater monitoring and sampling event was conducted. Soil samples from four of the newly-drilled monitoring wells contained concentrations of TPH that exceeded NMOCD soil recommended remediation action levels (RRALs). Light non-aqueous phase liquid (LNAPL) was encountered in the three wells installed in 2004. Groundwater samples collected from eight of the ten wells contained hydrocarbons in excess of NMWQCC regulatory limits. Barium was detected in four wells in excess of the NMWQCC regulatory limit, and chromium was detected in one well in excess of the NMWQCC regulatory limit.

Groundwater monitoring activities were conducted in February 2007 and groundwater samples collected during this event exceeded NMWQCC regulatory limits in seven of the monitor wells (MW-1 through MW-5, MW-7, and MW-10).

Monitor wells MW-11 through MW-16 were installed in April 2008 for hydrocarbon plume delineation. Kleinfelder supervised the installation. Soil samples collected during installation exceeded NMOCD TPH RRALs in three of the westernmost borings (MW-13, MW-14, and MW-15). Groundwater monitoring activities were conducted in April 2008 through May 2009. Nine of the groundwater samples collected in May 2009 exceeded the NMWQCC regulatory limits.

3.0 REGULATORY FRAMEWORK AND SITE CLASSIFICATION

The NMOCD has regulatory jurisdiction over oil and gas production operations including crude oil pipeline releases and closure activities in the State of New Mexico. This investigation was conducted in accordance with a "Revised Stage 1 Abatement Plan", submitted to the NMOCD on March 2, 2006. The NMOCD requires that soil impacted by a crude oil release be remediated in such a manner that the potential for future impacts to groundwater or the environment are minimized. The NMOCD hydrocarbon soil remediation levels are determined by ranking criteria on a site-by-site basis, outlined in the NMOCD Guidelines for Remediation of Spills, Leaks, and Releases, dated August 13, 1993. The ranking criteria are based on three site characteristics: depth to groundwater; wellhead protection; and distance to surface water.

The NMOCD guidelines require groundwater to be analyzed for potential contaminants as defined by NMWQCC regulatory limits. Human health standards for groundwater with total dissolved solids (TDS) concentration of less than 10,000 milligrams per liter (mg/L) can be found in New Mexico Administrative Code (NMAC) 20.6.2.3103, sections A and B.

A water well search was conducted on May 28, 2008. According to the New Mexico Office of the State Engineer Water Administration Technical Engineering Resource System database, 18 wells are located within approximately one mile of the Site. Three of those wells are within 2,000 feet of the Site. Two were natural resource exploratory wells (likely petroleum exploration) and one was installed as a livestock watering well. According to the Water Administration Technical Engineering Resource System database, no wells are located within 1,000 feet of the Site.

Kleinfelder contacted Mr. Tommy Burrus, an adjacent property owner, on March 13 and April 15, 2009 to obtain information regarding water well locations and usage. According to Mr. Burrus, water supply wells are located as indicated in Table 1 on the following page.

Table 1
Water Well Location Information

LOCATION	USAGE	OWNER
approximately 0.5 miles to the northeast	livestock watering well	Tommy Burrus
between approximately 0.5-0.75 miles to the southeast	livestock watering well	Tommy Burrus
approximately 0.4 miles to the east	domestic well at an abandoned ranch (no longer in use)	Tommy Burrus
between approximately 0.5-0.75 miles to the northwest	livestock watering well	Clinton Houston

Data collected during the soil and groundwater assessments indicate that the depth-to-groundwater at the Site ranges from approximately 26 to 39 feet below ground surface (bgs), that the site is not within 1,000 feet of a wellhead protection area, and surface water is more than 1,000 feet from the site. This gives the Site a ranking criteria score of 20 as summarized below:

Table 2
Ranking Criteria and Scoring
Gladiola Station

CHARACTERISTIC	SELECTION	SCORE
Depth to Groundwater	<50 feet	20
Wellhead Protection Area	>1,000 feet	0
Distance to Surface Water	>1,000 feet	0
		Total Score = 20

Based on a score of 20, the following soil hydrocarbon RRALs apply to this site:

Table 3
Soil Remediation Levels
Gladiola Station

Contaminant of Concern	RRALs (mg/kg)
Benzene	10
Total BTEX	50
TPH	100

mg/kg = milligrams per kilogram

Groundwater samples collected as part of assessment activities were evaluated using NMWQCC regulatory limits for the following analytical parameters:

Table 4
NMWQCC Human Health Standards for Groundwater
Gladiola Station

Contaminant of Concern	Concentration (mg/L)
Benzene	0.01
Toluene	0.75
Ethylbenzene	0.75
Total Xylenes	0.62
Benzo (a) pyrene	0.0007
Total Naphthalene [1]	0.030
Arsenic	0.1
Barium	1.0
Cadmium	0.01
Chromium	0.05
Lead	0.05
Mercury	0.002
Selenium	0.05
Silver	0.05

[1] Total Naphthalene = naphthalene + 1-methylnapthalene + 2-methylnapthalene

4.0 MONITORING WELL AND SOIL BORING INSTALLATION

On August 13-14, 2009, White Drilling Company, Inc., a New Mexico-licensed water well driller (License No. WD-1456), conducted soil boring and well installation activities. A total of six monitoring wells were proposed to assess the horizontal extent of the dissolved-phase constituents in the groundwater. Five monitoring wells (MW-17, MW-18, MW-19, MW-20 and MW-21) were successfully installed to the north, northwest and southwest of the site (Figure 2). One proposed monitoring well was not installed due to lack of observed hydrocarbon impact. Two soil borings (SB-14 and SB-15) were installed near MW-2 and the May 2007 Centurion release, in the northeast portion of the Site.

4.1 FIELD METHODOLOGY

An air-rotary drilling rig was used to advance the seven borings, five of which were completed as monitoring wells. The utility location service was notified at least 48 hours prior to drilling activity. Prior to drilling, each monitoring well location was probed and hand-cleared to approximate depths of four to five feet bgs.

Soil samples were retrieved in five-foot intervals by collecting split spoon samples. The subsurface lithology was logged on a continuous basis from the drill cuttings. The split spoon samples were field screened for volatile organic compounds (VOCs) with a photo-ionization detector (PID) by the heated headspace method. Additionally, Kleinfelder's field geologist recorded soil lithology based on descriptions of soil cuttings encountered during drilling activities. Descriptions were derived using the Unified Soil Classification System. The monitoring wells were advanced into the saturated zone and were completed to a depth of 45 feet bgs. Soil borings were drilled to a depth of 32 feet bgs. Soil samples were submitted for laboratory analysis based on the field observations and PID headspace readings.

Soil samples collected during the assessment were immediately placed in appropriate sample containers, preserved on ice in insulated coolers and chilled to a temperature of approximately 4°C (40°F) for laboratory analysis. The coolers were sealed for shipment and proper chain-of-custody documentation accompanied the samples to the laboratory. The soil samples were submitted to TestAmerica in Nashville, Tennessee by overnight courier.

Monitoring wells (MW-17, MW-18, MW-19, MW-20 and MW-21) were constructed using four-inch diameter, flush-threaded, schedule 40 PVC casing with 15 feet of 0.020-inch screened casing. The well annulus was filled with a 10/20 silica sand filter pack to approximately 1.5 to two feet above the top of the screened interval. A bentonite seal (3/8-inch hydrated bentonite chips) was placed on top of the sand, and the well annulus was backfilled with hydrated bentonite chips to the surface. Upon completion, the monitoring wells were developed by removal of approximately 25 to 35 gallons of water. Soil borings (SB-14 and SB-15) were drilled to a depth of 32 feet bgs. The soil borings were backfilled on August 14, 2009 with a bentonite seal (3/8-inch hydrated bentonite chips) from the boring depth to 10 feet bgs and cement grout to the surface. Boring logs and monitoring well completion details are included in Appendix A.

Pertinent areas of the drilling rig and sampling tools were steam-cleaned prior to advancing the borings, between samples and between borings, to reduce the potential for cross-contamination.

The locations of the monitor wells and the two new soil borings (SB-14 and SB-15) were surveyed on August 18, 2009 by a licensed New Mexico surveyor (West Company of Midland, Inc.) to New Mexico State Plane Coordinates. Monitoring well top of casing elevations were surveyed to the National Geodetic Vertical Datum of 1929. The survey data are provided in Appendix B.

The identification of the monitoring wells and soil borings was modified after completion of the drilling, soil sampling, and surveying activities, as indicated on Table 5. The monitoring well and soil boring logs in Appendix A provide the soil sample identifications, as identified during field activities.

Table 5
Monitoring Well and Soil Boring Identification

Previous Identification	Current Identification
PMW17	MW-17
PMW18	MW-18
PMW19	MW-19
PMW NW2	MW-20
PMW NW3	MW-21
SB1	SB-14
SB2	SB-15

4.2 SUBSURFACE LITHOLOGY

Soil samples were logged by a Kleinfelder field geologist on a continual basis. The general subsurface soil and rock lithologies are presented in the boring logs included in Appendix A. The interval thicknesses, depths, and occurrences for the soil and rock types are presented within the boring logs for each soil boring/monitoring well. The Site is underlain by poorly graded to silty to clayey sands interbedded with caliche and calcrete (calcified/cemented soils).

4.3 SOIL SAMPLING RESULTS

Twenty-two soil samples were collected during the monitor well and soil boring installation. These samples were analyzed for TPH by EPA Method 8015B Modified and for benzene, toluene, ethylbenzene, and xylenes (BTEX) by EPA 8021B. Soil sample analytical results are summarized in Appendix C, Data Table 1 and on Figure 3. The NMOCD RRALs are also presented for comparison to the analytical results. Historical soil analytical results from soil investigations conducted between 2004 and 2008 are provided on Figure 4.

Soil samples from MW-18, SB-14, and SB-15 exceeded NMOCD TPH regulatory limits for total gasoline- and diesel-range organics (Table 1). For groundwater monitoring well MW-18 (which is located to the east of the Site), a TPH concentration of 299.89 mg/kg was reported near the groundwater table in the 25-30 foot sample. For soil boring SB-14 (which is located approximately seven feet from the May 2007 Centurion release), a TPH concentration of 357.43 mg/kg was reported in the 24-26 foot sample.

For soil samples collected from boring SB-15 (which is located adjacent to the May 2007 Centurion release), TPH concentrations of 1,359.89, 1246.8, and 756.1 mg/kg were reported in

the 8-10, 12-14, and 22-24 foot samples, respectively. These data suggest a near surface release in this area. The other detected compounds were below NMOCD RRALs. The analytical report and chain-of-custody documentation are attached in Appendix D.

5.0 GROUNDWATER MONITORING AND SAMPLING

The Site is monitored with a network of 21 monitoring wells. Groundwater monitoring and sampling activities were conducted in August 2009. Fluid levels were measured and groundwater samples were collected from monitoring wells MW-1 through MW-21.

5.1 FIELD METHODOLOGY

Static fluid levels were measured with an interface probe to the nearest hundredth of a foot. After recording fluid levels, three well volumes of groundwater were removed from the wells that did not contain LNAPL. The groundwater was removed by hand bailing or until the well bailed dry, whichever occurred first.

Monitor wells that contained measurable (>0.01 feet) LNAPL were sampled below the LNAPL using PVC piping with plastic wrap secured to the end of the piping. A miniature disposable bailer was inserted through the PVC piping and plastic wrap. A new disposable bailer was used for each well to reduce the possibility of cross-contamination.

Following the purging process, laboratory-supplied sample containers were filled directly from the disposable bailer. Groundwater samples were placed in ice-chilled insulated coolers and chilled to a temperature of approximately 4˚C (40˚F). The coolers were sealed for shipment and proper chain-of-custody documentation accompanied the samples to TestAmerica in Nashville, Tennessee via overnight courier. Samples collected for dissolved metals were filtered in the laboratory using a 0.45 micron filter.

5.2 GROUNDWATER GRADIENT AND LNAPL THICKNESS

Depth to groundwater at the Site ranged from 29.95 to 39.00 feet below top of casing. Crude oil LNAPL was observed in monitor wells MW-1 through MW-4, MW-13, and MW-15 in thicknesses ranging from 0.12 (MW-13) to 4.85 (MW-2) feet. The presence of LNAPL in MW-13 on August 18, 2009 was the first occurrence of LNAPL in MW-13. A summary of the groundwater depths, LNAPL thicknesses, and corrected groundwater elevations are included in Appendix C, Data Table 2. Groundwater elevations in monitor wells that contained LNAPL were corrected using a specific gravity of 0.83. Gauging data indicates the direction of groundwater flow at the Site is generally to the northeast. The average gradient is approximately 0.005 foot per foot to the northeast (Figure 5).

The groundwater elevation in the monitoring wells appears to be decreasing when compared to historical Site data. LNAPL thicknesses remained relatively consistent with the previous measured thicknesses in monitoring wells MW-1 through MW-4 and MW-15. The presence of LNAPL was not historically observed in MW-13. The LNAPL thickness in MW-2 increased from 0.12 feet in February 2007 to 6.44 feet in April 2008. In August 2009 the LNAPL thickness in MW-2 (4.85 feet) measured 1.59 feet less than in April 2008.

The increased LNAPL thickness in MW-2 appears to be related to the Centurion May 2007 release from the eastern sump, located just north of MW-2. The thickness of LNAPL decreased in MW-2 and increased in MW-4 from April 2008 to August 2009, possibly indicating migration of LNAPL from the MW-2 area.

5.3 GROUNDWATER ANALYTICAL RESULTS

Groundwater samples were analyzed for general chemistry parameters, including total alkalinity by EPA Method SM2320B; TDS by EPA Method SM2540C; and chloride and sulfate by EPA Method 9056. The samples were also analyzed for dissolved metals by EPA Methods 6010B and 7470A; for volatile organic compounds (VOC) by EPA Method 8260B; and for semi-volatile organic compounds (SVOC) by EPA Method 8270C. Groundwater laboratory analytical reports, quality control and chain-of-custody documentation are included in Appendix D.

Groundwater BTEX and naphthalene analytical results are summarized in Appendix C, Data Table 3. Groundwater analytical results for semi-volatile organics are summarized in Appendix C, Data Table 4. Groundwater analytical results for inorganics and metals are summarized in Appendix C, Data Table 5.

Benzene concentrations in 12 monitoring wells (MW-1 through MW-5, MW-7, MW-12 through MW-15, MW-17, and MW-18) exceeded the NMWQCC regulatory limit of 0.01 mg/L (Appendix C, Data Table 3). Benzene concentrations have remained relatively consistent with historical data. The extent of benzene is not delineated to the north of the Site (Figure 6). The highest benzene concentration in the August 2009 groundwater samples, 8.13 mg/L, was detected in MW-13, located in the northwestern portion of the site.

Ethylbenzene concentrations observed in monitoring wells MW-12, MW-13, MW-15, and MW-17 exceeded the NMWQCC regulatory limit of 0.75 mg/L (Appendix C, Data Table 3). The detected ethylbenzene concentrations ranged from 0.00318 (MW-8) to 0.950 mg/L (MW-13). Toluene concentrations from monitor wells MW-2 and MW-15 exceeded the NMWQCC regulatory limit of 0.75 mg/L (Appendix C, Data Table 3). The detected toluene concentrations ranged from 0.00987 mg/L (MW-12) to 2.44 mg/L (MW-2). Total xylenes concentrations from monitor wells MW-1, MW-2, MW-5, MW-12, MW-13, MW-15, MW-17, and MW-18 exceeded the NMWQCC regulatory limit of 0.62 mg/L (Appendix C, Data Table 3). The detected total xylenes concentrations ranged from 0.0062 (MW-8) to 2.25 mg/L (MW-15). Toluene, ethylbenzene and total xylenes concentrations have remained relatively consistent with historical data. The extent of toluene, ethylbenzene and total xylenes concentrations in the groundwater appear to be delineated to the east, south, and southwest, but not to the north.

Total naphthalene concentrations, obtained by EPA Method 8270C, ranged from below detection limits in four monitoring wells to 8.5 mg/L (MW-2). Naphthalene concentrations are provided in Appendix C, Data Table 3. Although overall concentrations remain relatively consistent with previous monitoring events, naphthalene concentrations increased in MW-1 and MW-2. Total naphthalene in the groundwater is not defined to the north and northwest (Figure 7). Total naphthalene concentrations exceeded NMWQCC regulatory limits during the August 2009 groundwater monitoring event (Appendix C, Data Table 3). The SVOC concentrations are provided in Appendix C, Data Table 4.

Groundwater samples were also analyzed for general chemistry parameters, including total alkalinity per Method SM2320 B, chloride and sulfate per EPA Method 9056, and TDS per Method SM2540 C. Total alkalinity concentrations ranged from 519 (MW-6) to 979 mg/L (MW-1). Chloride concentrations ranged from 2.25 (MW-1) to 517 mg/L (MW-11). Sulfate concentrations ranged from below the detection limit in seven monitoring wells to 666 mg/L (MW-21). Total dissolved solids concentrations ranged from 554 (MW-19) to 1,580 mg/L (MW-20). Concentrations of inorganic constituents are presented in Appendix C, Data Table 5.

Groundwater samples analyzed for dissolved metals did not exceed the NMWQCC regulatory limits, with the exception of barium. Dissolved barium concentrations exceeded the NMWQCC regulatory limit of 1.0 mg/L in 11 monitoring wells (Appendix C, Data Table 5). Barium concentrations ranged from 0.0263 (MW-21) to 8.19 mg/L (MW-4). Barium concentrations in the groundwater are not defined to the north (Figure 8).

6.0 INVESTIGATION DERIVED WASTE

The soil cuttings from the August 2009 drilling activities were stockpiled on plastic in the northeast portion of the Site pending analytical results. A composite soil sample was collected from the soil stockpile. The composite soil sample was analyzed for BTEX by EPA Method 8021B; and diesel and gasoline range organics by EPA Method 8015B Modified. The composite soil sample was also analyzed for general chemistry parameters including: chloride by EPA Method 9056; and paint filter liquids by EPA Method 9095B. The soil laboratory analytical report, quality control and chain-of-custody documentation are included in Appendix D. Soil stockpile composite analytical results are summarized in Appendix C, Data Table 6. Chloride, BTEX and gasoline range organics were not detected above the laboratory detection limits. Paint filter liquids were absent in the composite soil sample. The concentration of diesel range organics was 12.0 mg/kg, which is below the NMOCD TPH RRAL.

The fluids recovered during the sampling event were containerized onsite in properly labeled drums and sealed. After completion of sampling activities, containerized fluids were picked up by Midwestern Vacuum Truck Company on August 27, 2009 and transported to their reclamation facility located in Snyder, Texas for recycling. The cargo manifest is included in Appendix E.

Twenty empty drums from former Site investigation activities were transported to Hobbs Iron and Metal in Hobbs, New Mexico on September 24, 2009 by Gandy Corporation. The drums previously contained drill cuttings from a soil investigation believed to have been conducted by CRA. The contents of the soil drums were spread on Site February 6, 2009 as discussed in the Groundwater Monitoring Report dated March 12, 2009.

7.0 SUMMARY OF FINDINGS

Based on groundwater assessment activities performed at the Site, Kleinfelder presents the following summary of findings.

- Depth to groundwater ranged from 29.95 to 39.00 feet below top of casing;
- The thickness of LNAPL ranged from 0.12 feet in MW-13 to 4.85 feet in MW-2;
- Of the 21 wells sampled, the following groundwater exceedances of the site standards were reported:
    - benzene (MW-1, through MW-5, MW-7, MW-12 through MW-15, MW-17, and MW-18);
    - ethylbenzene (MW-12, MW-13, MW-15, and MW-17);
    - toluene (MW-2 and MW-15)
    - total xylenes (MW-1, MW-2, MW-5, MW-12, MW-13, MW-15, MW-17, and MW-18);
    - total naphthalene (MW-1, MW-2, MW-3, MW-4, MW-5, MW-12, MW-13, MW-14, MW-15, MW-17, and MW-18); and
    - dissolved barium (MW-1, MW-3 through MW-5, MW-7, MW-8, MW-12, MW-13, MW-15, MW-16, and MW-17).
- During May 2007 Centurion reported a release from a sump located near the eastern side of the Site adjacent to groundwater monitoring well MW-2. By April 2008, the LNAPL thickness increased from 0.12 feet to 6.44 feet in MW-2, and remains greater than four feet. Additionally, the laboratory reported TPH concentrations in soil samples collected at 8-10, 12-14, and 22-24 foot samples from SB-15 (located adjacent to the eastern sump). *Based upon these data it appears that petroleum hydrocarbons* reported in the vicinity of monitoring well MW-2 are related to the May 2007 Centurion release or another release in that area.

8.0 LIMITATIONS

Kleinfelder performed the services for this project under the Standard Procurement Agreement with Procurement, a division of ExxonMobil Global Services Company (signed on June 21, 2007). Kleinfelder states that the services performed are consistent with professional standard of care defined as that level of services provided by similar professionals under like circumstances. This report is based on the regulatory standards in effect on the date of the report. It has been produced for the primary benefit of Exxon Mobil Global Services Company and its affiliates.

ATTACHED IMAGES: Images: 1244 Topo Scan.jpg Images: crude release.JPG Images: Gladiola stn aerial.jpg Images: New Mexico State Map.bmp Images: Topo map_1.JPG
ATTACHED XREFS:
ALBUQUERQUE, NM
CAD FILE: G:\Environ\ExxonMobil\100947 XOM Gladiola Station\4.0 Technical Information\August 2009 GW-Drill Report\Figures\ LAYOUT: Fig 1PLOTTED: 02 Oct 2009, 8:42am, PDan

ExxonMobil - Gladiola Station
Lea County, New Mexico

SOURCE: Map created by nationalatlas.com. NTS

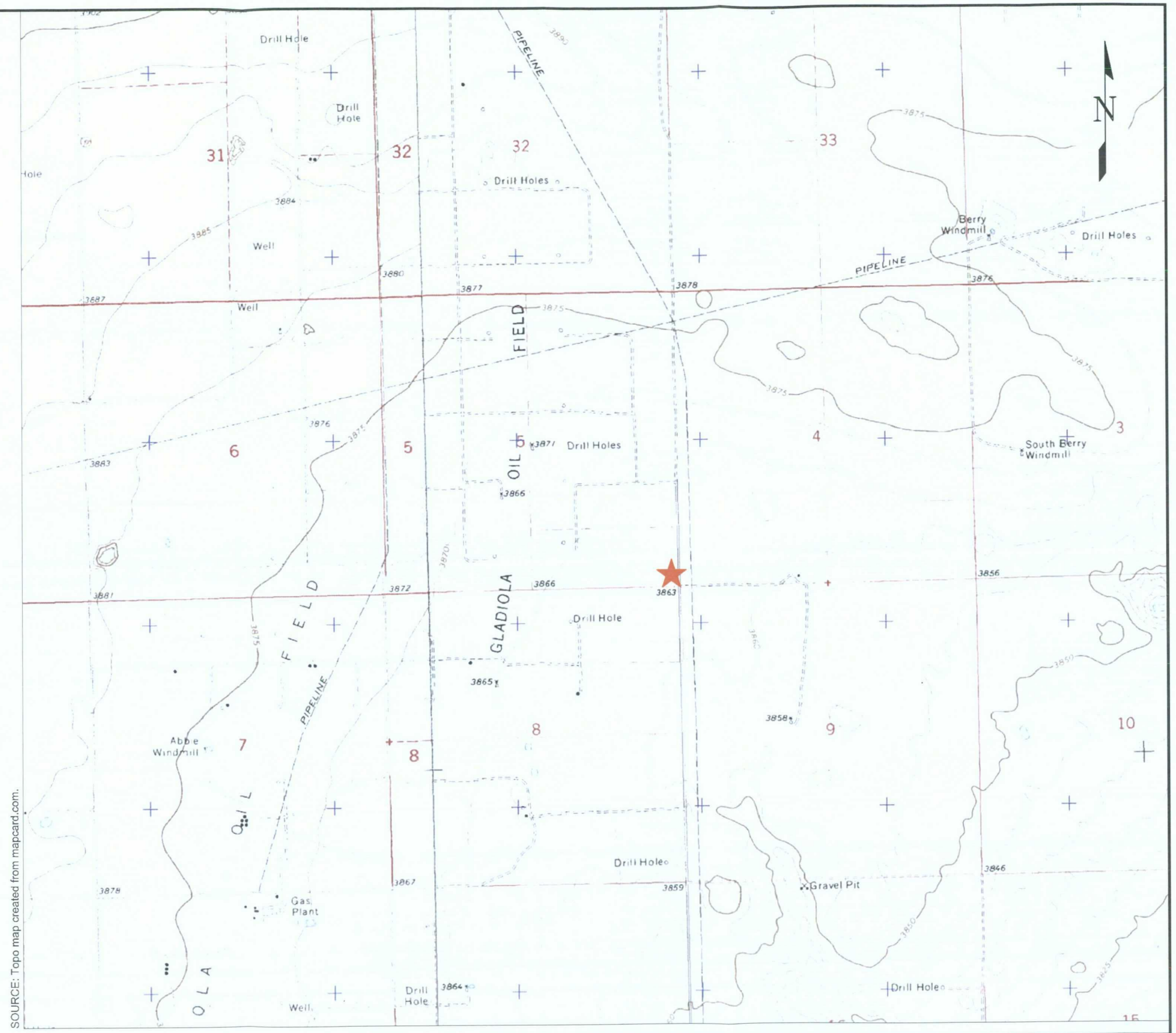

SOURCE: Topo map created from mapcard.com.

LEGEND

★ = Site Location
Lat 33°18'02" N
Long 103°06'39"W

SE 1/4 OF SECTION 5,
T12S, R38E
IN LEA COUNTY, NEW MEXICO

2000 0 1000 2000 ft
SCALE: 1 inch = 2000 feet

KLEINFELDER
Bright People. Right Solutions.
www.kleinfelder.com

PROJECT NO.	100947
DRAWN:	MAR 2009
DRAWN BY:	PD
CHECKED BY:	ES
FILE NAME:	100947_01_0.dwg

GENERAL LOCATION MAP

EXXONMOBIL ENVIRONMENTAL SERVICES
GLADIOLA STATION
LEA COUNTY, NEW MEXICO

ORIGINATOR: E. SHANNON
APPROVED BY: DM
DRAWING CATEGORY: 1

FIGURE 1

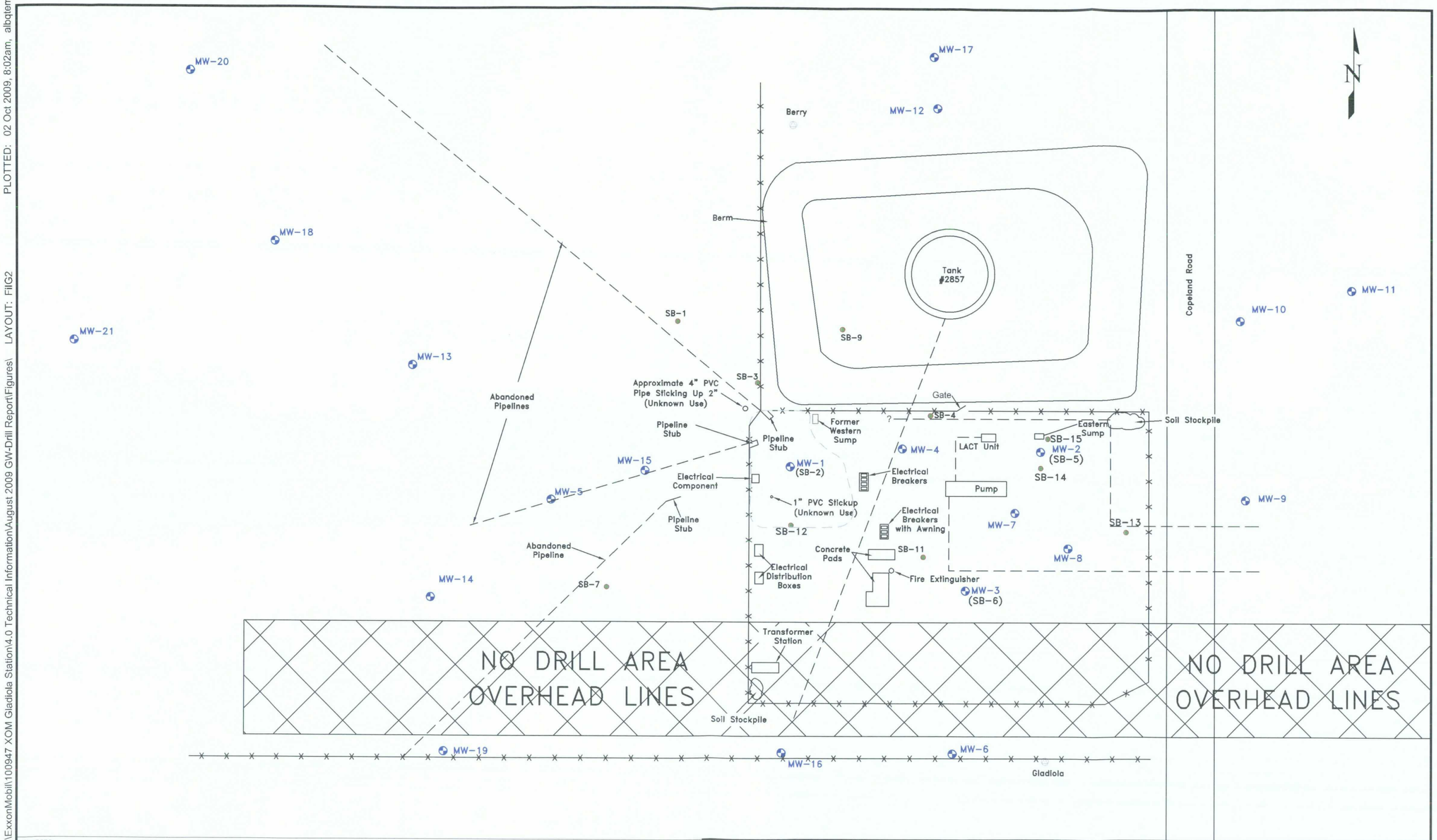

SOURCES:
1) Kleinfelder_ExxonMobil_Gladiola_Station.dwg of surveyed monitor well from West Company of Midland, August 18, 2009.
2) Site layout from CRA, titled PROPOSED MONITOR WELL AND SOIL BORING LOCATION MAP, EXXONMOBIL GLOBAL REMEDIATION, GLADIOLA STATION, LEA COUNTY, NEW MEXICO, Job No. 041244, Figure 17.
3) Kleinfelder field research.

40 0 20 40 ft
SCALE: 1 inch = 40 feet

KLEINFELDER
Bright People. Right Solutions.
www.kleinfelder.com

PROJECT NO.	100947
DRAWN:	SEPT 2009
DRAWN BY:	PD
CHECKED BY:	DM
FILE NAME:	100947_02_01.dwg

SITE PLAN

EXXONMOBIL ENVIRONMENTAL SERVICES
GLADIOLA STATION
LEA COUNTY, NEW MEXICO

ORIGINATOR: J. HERNANDEZ
APPROVED BY: DM
DRAWING CATEGORY: 1

FIGURE
2

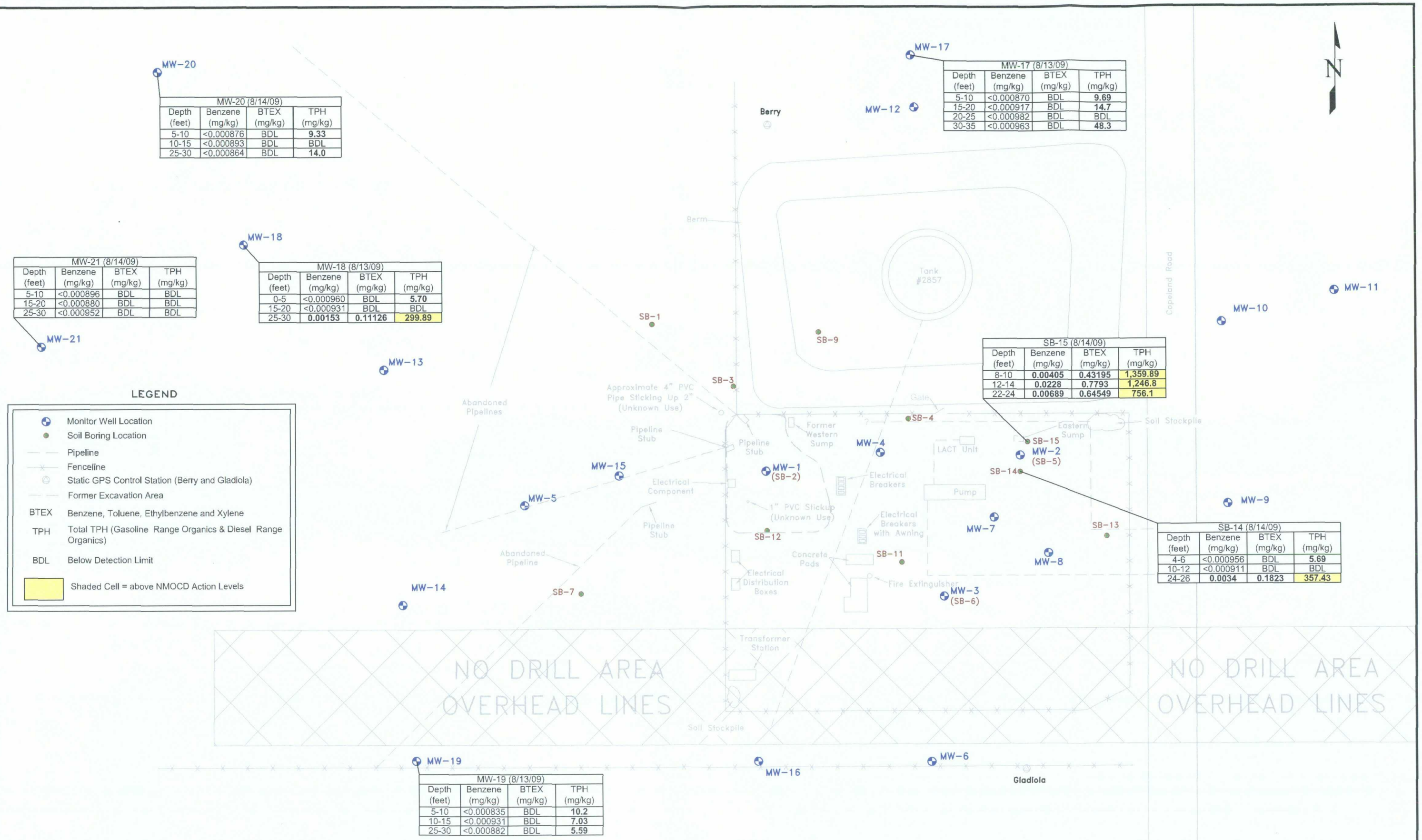

MW-20 (8/14/09)			
Depth (feet)	Benzene (mg/kg)	BTEX (mg/kg)	TPH (mg/kg)
5-10	<0.000876	BDL	**9.33**
10-15	<0.000893	BDL	BDL
25-30	<0.000864	BDL	**14.0**

MW-17 (8/13/09)			
Depth (feet)	Benzene (mg/kg)	BTEX (mg/kg)	TPH (mg/kg)
5-10	<0.000870	BDL	**9.69**
15-20	<0.000917	BDL	**14.7**
20-25	<0.000982	BDL	BDL
30-35	<0.000963	BDL	**48.3**

MW-21 (8/14/09)			
Depth (feet)	Benzene (mg/kg)	BTEX (mg/kg)	TPH (mg/kg)
5-10	<0.000896	BDL	BDL
15-20	<0.000880	BDL	BDL
25-30	<0.000952	BDL	BDL

MW-18 (8/13/09)			
Depth (feet)	Benzene (mg/kg)	BTEX (mg/kg)	TPH (mg/kg)
0-5	<0.000960	BDL	**5.70**
15-20	<0.000931	BDL	BDL
25-30	**0.00153**	**0.11126**	**299.89**

SB-15 (8/14/09)			
Depth (feet)	Benzene (mg/kg)	BTEX (mg/kg)	TPH (mg/kg)
8-10	**0.00405**	**0.43195**	**1,359.89**
12-14	**0.0228**	**0.7793**	**1,246.8**
22-24	**0.00689**	**0.64549**	**756.1**

SB-14 (8/14/09)			
Depth (feet)	Benzene (mg/kg)	BTEX (mg/kg)	TPH (mg/kg)
4-6	<0.000956	BDL	**5.69**
10-12	<0.000911	BDL	BDL
24-26	**0.0034**	**0.1823**	**357.43**

MW-19 (8/13/09)			
Depth (feet)	Benzene (mg/kg)	BTEX (mg/kg)	TPH (mg/kg)
5-10	<0.000835	BDL	**10.2**
10-15	<0.000931	BDL	**7.03**
25-30	<0.000882	BDL	**5.59**

LEGEND

- Monitor Well Location
- Soil Boring Location
- Pipeline
- Fenceline
- Static GPS Control Station (Berry and Gladiola)
- Former Excavation Area
- BTEX — Benzene, Toluene, Ethylbenzene and Xylene
- TPH — Total TPH (Gasoline Range Organics & Diesel Range Organics)
- BDL — Below Detection Limit
- Shaded Cell = above NMOCD Action Levels

SOURCES:
1) Kleinfelder_ExxonMobil_Gladiola_Station.dwg of surveyed monitor well from West Company of Midland, August 18, 2009.
2) Site layout from CRA, titled PROPOSED MONITOR WELL AND SOIL BORING LOCATION MAP, EXXONMOBIL GLOBAL REMEDIATION, GLADIOLA STATION, LEA COUNTY, NEW MEXICO. Job No. 041244. Figure 17.
3) Kleinfelder field research.

40 0 20 40 ft
SCALE: 1 inch = 40 feet

KLEINFELDER
Bright People. Right Solutions.
www.kleinfelder.com

PROJECT NO.	100947
DRAWN:	SEPT 2009
DRAWN BY:	PD
CHECKED BY:	DM
FILE NAME:	100947_04_0.dwg

SOIL CONCENTRATION MAP
AUGUST 2009

EXXONMOBIL ENVIRONMENTAL SERVICES
GLADIOLA STATION
LEA COUNTY, NEW MEXICO

ORIGINATOR: J. HERNANDEZ
APPROVED BY: DM
DRAWING CATEGORY: 1

FIGURE
3

LEGEND

- Monitoring Well Location
- Soil Boring Location
- Pipeline
- Fenceline
- BTEX — Benzene, Toluene, Ethylbenzene and Xylene
- TPH — Total TPH (Gasoline Range Organics & Diesel Range Organics)
- BDL — Below Detection Limit
- Shaded Cell = above NMOCD Action Levels

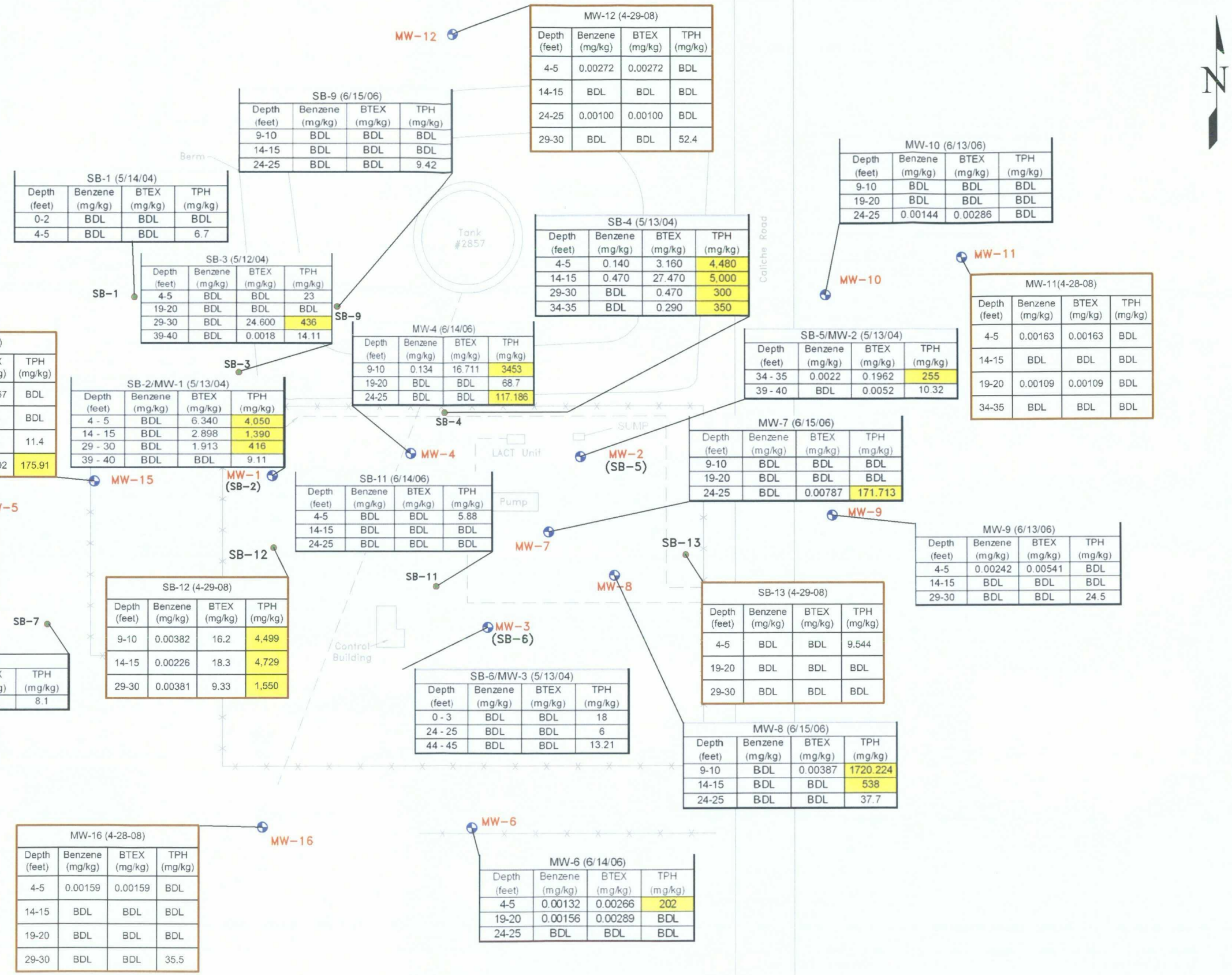

MW-12 (4-29-08)			
Depth (feet)	Benzene (mg/kg)	BTEX (mg/kg)	TPH (mg/kg)
4-5	0.00272	0.00272	BDL
14-15	BDL	BDL	BDL
24-25	0.00100	0.00100	BDL
29-30	BDL	BDL	52.4

SB-9 (6/15/06)			
Depth (feet)	Benzene (mg/kg)	BTEX (mg/kg)	TPH (mg/kg)
9-10	BDL	BDL	BDL
14-15	BDL	BDL	BDL
24-25	BDL	BDL	9.42

SB-1 (5/14/04)			
Depth (feet)	Benzene (mg/kg)	BTEX (mg/kg)	TPH (mg/kg)
0-2	BDL	BDL	BDL
4-5	BDL	BDL	6.7

SB-3 (5/12/04)			
Depth (feet)	Benzene (mg/kg)	BTEX (mg/kg)	TPH (mg/kg)
4-5	BDL	BDL	23
19-20	BDL	BDL	BDL
29-30	BDL	24.600	436
39-40	BDL	0.0018	14.11

MW-10 (6/13/06)			
Depth (feet)	Benzene (mg/kg)	BTEX (mg/kg)	TPH (mg/kg)
9-10	BDL	BDL	BDL
19-20	BDL	BDL	BDL
24-25	0.00144	0.00286	BDL

SB-4 (5/13/04)			
Depth (feet)	Benzene (mg/kg)	BTEX (mg/kg)	TPH (mg/kg)
4-5	0.140	3.160	4,480
14-15	0.470	27.470	5,000
29-30	BDL	0.470	300
34-35	BDL	0.290	350

MW-11(4-28-08)			
Depth (feet)	Benzene (mg/kg)	BTEX (mg/kg)	TPH (mg/kg)
4-5	0.00163	0.00163	BDL
14-15	BDL	BDL	BDL
19-20	0.00109	0.00109	BDL
34-35	BDL	BDL	BDL

MW-4 (6/14/06)			
Depth (feet)	Benzene (mg/kg)	BTEX (mg/kg)	TPH (mg/kg)
9-10	0.134	16.711	3453
19-20	BDL	BDL	68.7
24-25	BDL	BDL	117.186

SB-5/MW-2 (5/13/04)			
Depth (feet)	Benzene (mg/kg)	BTEX (mg/kg)	TPH (mg/kg)
34 - 35	0.0022	0.1962	255
39 - 40	BDL	0.0052	10.32

MW-13 (4-29-08)			
Depth (feet)	Benzene (mg/kg)	BTEX (mg/kg)	TPH (mg/kg)
4-5	0.00178	0.00178	BDL
9-10	BDL	BDL	BDL
24.25	0.00124	0.00124	BDL
29-30	BDL	0.323	586.94

MW-15 (4-29-08)			
Depth (feet)	Benzene (mg/kg)	BTEX (mg/kg)	TPH (mg/kg)
4-5	0.00167	0.00167	BDL
9-10	BDL	BDL	BDL
24-25	BDL	BDL	11.4
29-30	BDL	0.00602	175.91

SB-2/MW-1 (5/13/04)			
Depth (feet)	Benzene (mg/kg)	BTEX (mg/kg)	TPH (mg/kg)
4 - 5	BDL	6.340	4,050
14 - 15	BDL	2.898	1,390
29 - 30	BDL	1.913	416
39 - 40	BDL	BDL	9.11

MW-7 (6/15/06)			
Depth (feet)	Benzene (mg/kg)	BTEX (mg/kg)	TPH (mg/kg)
9-10	BDL	BDL	BDL
19-20	BDL	BDL	BDL
24-25	BDL	0.00787	171.713

SB-11 (6/14/06)			
Depth (feet)	Benzene (mg/kg)	BTEX (mg/kg)	TPH (mg/kg)
4-5	BDL	BDL	5.88
14-15	BDL	BDL	BDL
24-25	BDL	BDL	BDL

MW-9 (6/13/06)			
Depth (feet)	Benzene (mg/kg)	BTEX (mg/kg)	TPH (mg/kg)
4-5	0.00242	0.00541	BDL
14-15	BDL	BDL	BDL
29-30	BDL	BDL	24.5

MW-5 (6/14/06)			
Depth (feet)	Benzene (mg/kg)	BTEX (mg/kg)	TPH (mg/kg)
9-10	0.00144	0.00286	17.9
14-15	0.00268	0.00476	9.76

SB-12 (4-29-08)			
Depth (feet)	Benzene (mg/kg)	BTEX (mg/kg)	TPH (mg/kg)
9-10	0.00382	16.2	4,499
14-15	0.00226	18.3	4,729
29-30	0.00381	9.33	1,550

SB-13 (4-29-08)			
Depth (feet)	Benzene (mg/kg)	BTEX (mg/kg)	TPH (mg/kg)
4-5	BDL	BDL	9.544
19-20	BDL	BDL	BDL
29-30	BDL	BDL	BDL

MW-14 (4-29-08)			
Depth (feet)	Benzene (mg/kg)	BTEX (mg/kg)	TPH (mg/kg)
4-5	0.00190	0.00190	BDL
9-10	BDL	BDL	BDL
19-20	BDL	BDL	BDL
29-30	BDL	BDL	133

SB-7 (5/14/04)			
Depth (feet)	Benzene (mg/kg)	BTEX (mg/kg)	TPH (mg/kg)
24-25	BDL	BDL	8.1

SB-6/MW-3 (5/13/04)			
Depth (feet)	Benzene (mg/kg)	BTEX (mg/kg)	TPH (mg/kg)
0 - 3	BDL	BDL	18
24 - 25	BDL	BDL	6
44 - 45	BDL	BDL	13.21

MW-8 (6/15/06)			
Depth (feet)	Benzene (mg/kg)	BTEX (mg/kg)	TPH (mg/kg)
9-10	BDL	0.00387	1720.224
14-15	BDL	BDL	538
24-25	BDL	BDL	37.7

MW-16 (4-28-08)			
Depth (feet)	Benzene (mg/kg)	BTEX (mg/kg)	TPH (mg/kg)
4-5	0.00159	0.00159	BDL
14-15	BDL	BDL	BDL
19-20	BDL	BDL	BDL
29-30	BDL	BDL	35.5

MW-6 (6/14/06)			
Depth (feet)	Benzene (mg/kg)	BTEX (mg/kg)	TPH (mg/kg)
4-5	0.00132	0.00266	202
19-20	0.00156	0.00289	BDL
24-25	BDL	BDL	BDL

SOURCES:
1) Kleinfelder_ExxonMobil_Gladiola_Station.dwg of surveyed monitor well from West Company of Midland, August 18, 2009.
2) Site layout from CRA, titled PROPOSED MONITOR WELL AND SOIL BORING LOCATION MAP, EXXONMOBIL GLOBAL REMEDIATION, GLADIOLA STATION, LEA COUNTY, NEW MEXICO, Job No. 041244, Figure 17.
3) Kleinfelder field research.

40 0 20 40 ft
SCALE: 1 inch = 40 feet

KLEINFELDER
Bright People. Right Solutions.
www.kleinfelder.com

PROJECT NO.	100947
DRAWN:	AUGUST 2008
DRAWN BY:	PD
CHECKED BY:	DC
FILE NAME:	100947_07_0.dwg

HISTORICAL SOIL CONCENTRATION MAP 2004 - 2008

EXXONMOBIL ENVIRONMENTAL SERVICES
GLADIOLA STATION
LEA COUNTY, NEW MEXICO

ORIGINATOR: E. Shannon
APPROVED BY: DM
DRAWING CATEGORY: 1

FIGURE 4

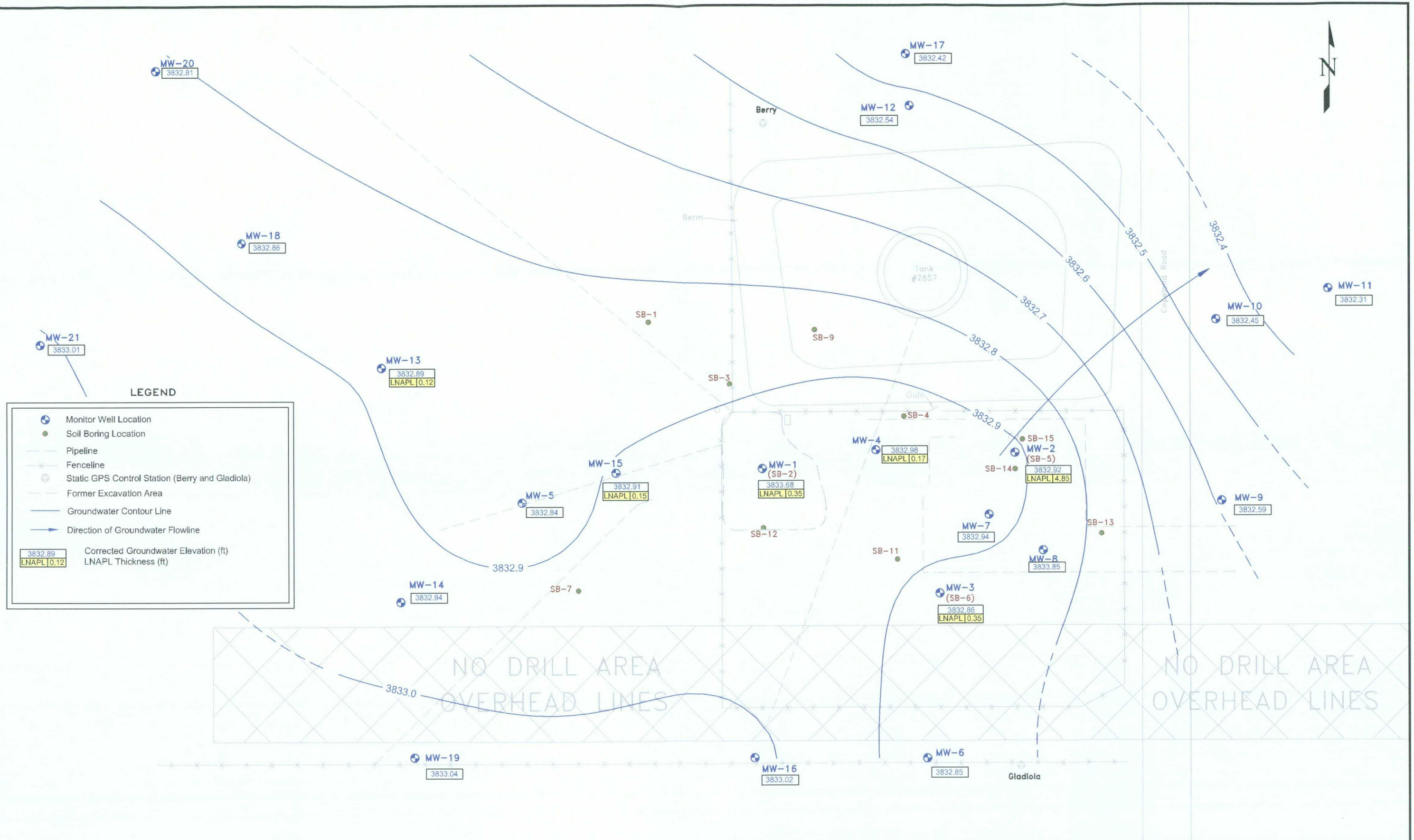

SOURCES:
1) Kleinfelder_ExxonMobil_Gladiola_Station.dwg of surveyed monitor well from West Company of Midland, August 18, 2009.
2) Site layout from CRA, titled PROPOSED MONITOR WELL AND SOIL BORING LOCATION MAP, EXXONMOBIL GLOBAL REMEDIATION, GLADIOLA STATION, LEA COUNTY, NEW MEXICO. Job No. 041244, Figure 17.
3) Kleinfelder field research.

40 0 20 40 ft
SCALE: 1 inch = 40 feet

KLEINFELDER
Bright People. Right Solutions.
www.kleinfelder.com

PROJECT NO.	100947
DRAWN:	SEPT 2009
DRAWN BY:	PD
CHECKED BY:	DM
FILE NAME:	100947_04_0.dwg

CORRECTED GROUNDWATER ELEVATION AND LNAPL THICKNESS MAP (AUGUST 2009)

EXXONMOBIL ENVIRONMENTAL SERVICES
GLADIOLA STATION
LEA COUNTY, NEW MEXICO

ORIGINATOR: J. HERNANDEZ
APPROVED BY: DM
DRAWING CATEGORY: 1

FIGURE
5

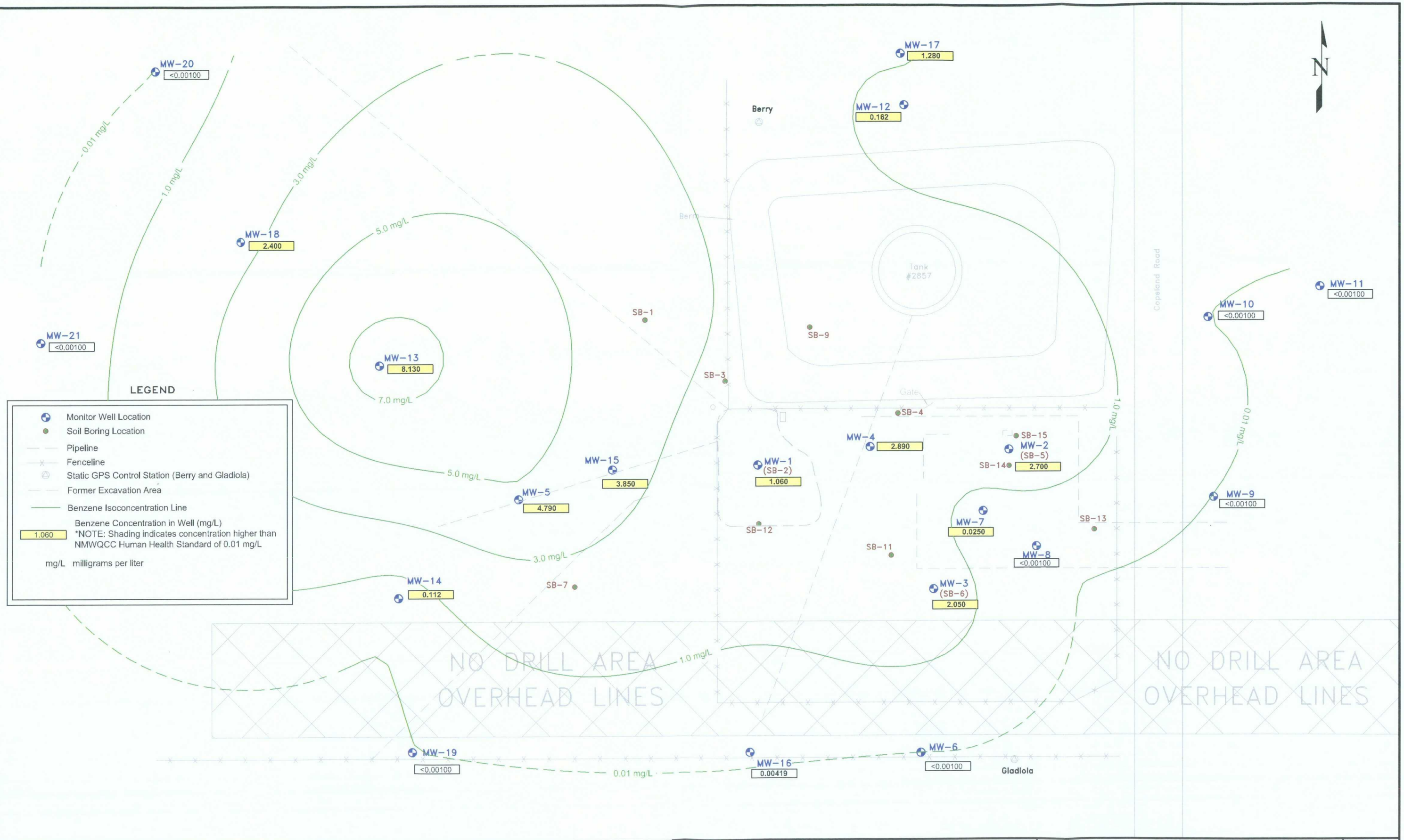

SOURCES:
1) Kleinfelder_ExxonMobil_Gladiola_Station.dwg of surveyed monitor well from West Company of Midland, August 18, 2009.
2) Site layout from CRA, titled PROPOSED MONITOR WELL AND SOIL BORING LOCATION MAP, EXXONMOBIL GLOBAL REMEDIATION, GLADIOLA STATION, LEA COUNTY, NEW MEXICO. Job No. 041244, Figure 17.
3) Kleinfelder field research.

40 0 20 40 ft
SCALE: 1 inch = 40 feet

KLEINFELDER
Bright People. Right Solutions.
www.kleinfelder.com

PROJECT NO.	100947
DRAWN:	SEPT 2009
DRAWN BY:	PD
CHECKED BY:	DM
FILE NAME:	100947_04_0.dwg

BENZENE ISOCONCENTRATION MAP
AUGUST 2009

EXXONMOBIL ENVIRONMENTAL SERVICES
GLADIOLA STATION
LEA COUNTY, NEW MEXICO

ORIGINATOR: J. HERNANDEZ
APPROVED BY: DM
DRAWING CATEGORY: 1

FIGURE
6

PLOTTED: 02 Oct 2009, 8:12am, albqtemp

LAYOUT: FIG 7

CAD FILE: G:\Environ\ExxonMobil\100947 XOM Gladiola Station\4.0 Technical Information\August 2009 GW-Drill Report\Figures\

ATTACHED IMAGES:
ATTACHED XREFS:
ALBUQUERQUE, NM

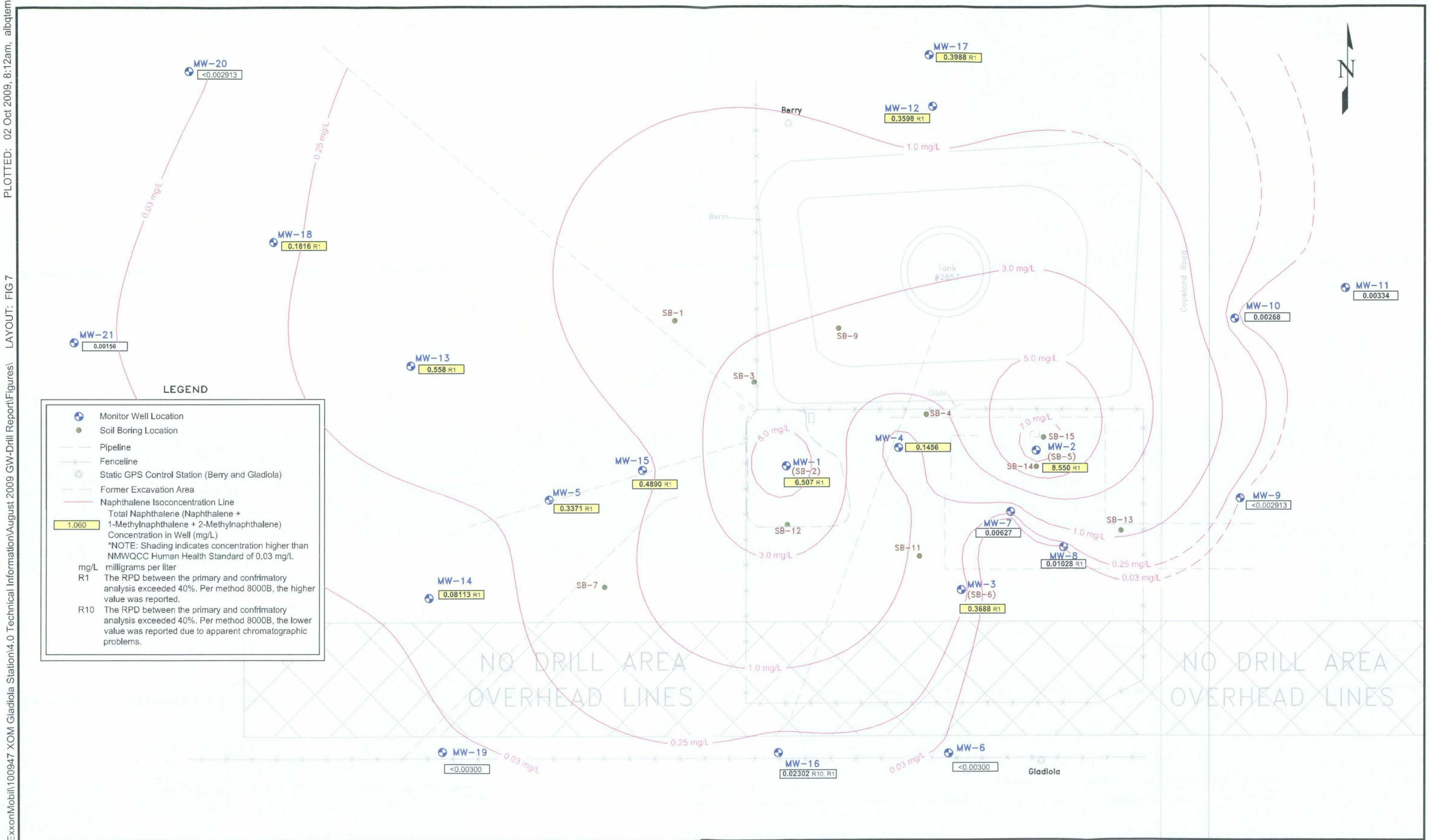

SOURCES:
1) Kleinfelder_ExxonMobil_Gladiola_Station.dwg of surveyed monitor well from West Company of Midland, August 18, 2009.
2) Site layout from CRA, titled PROPOSED MONITOR WELL AND SOIL BORING LOCATION MAP, EXXONMOBIL GLOBAL REMEDIATION, GLADIOLA STATION, LEA COUNTY, NEW MEXICO. Job No. 041244, Figure 17.
3) Kleinfelder field research.

40 0 20 40 ft
SCALE: 1 inch = 40 feet

KLEINFELDER
Bright People. Right Solutions.
www.kleinfelder.com

PROJECT NO.	100947
DRAWN:	SEPT 2009
DRAWN BY:	PD
CHECKED BY:	DC
FILE NAME:	100947_04_0.dwg

TOTAL NAPHTHALENE ISOCONCENTRATION MAP (AUGUST 2009)

EXXONMOBIL ENVIRONMENTAL SERVICES
GLADIOLA STATION
LEA COUNTY, NEW MEXICO

ORIGINATOR: J. HERNANDEZ
APPROVED BY: DM
DRAWING CATEGORY: 1

FIGURE
7

PLOTTED: 02 Oct 2009, 8:15am, albqtemp

LAYOUT: FIG 8

August 2009 GW-Drill Report\Figures\

ATTACHED IMAGES:
ATTACHED XREFS:
ALBUQUERQUE, NM
CAD FILE: G:\Environ\ExxonMobil\100947 XOM Gladiola Station\4.0 Technical Information\

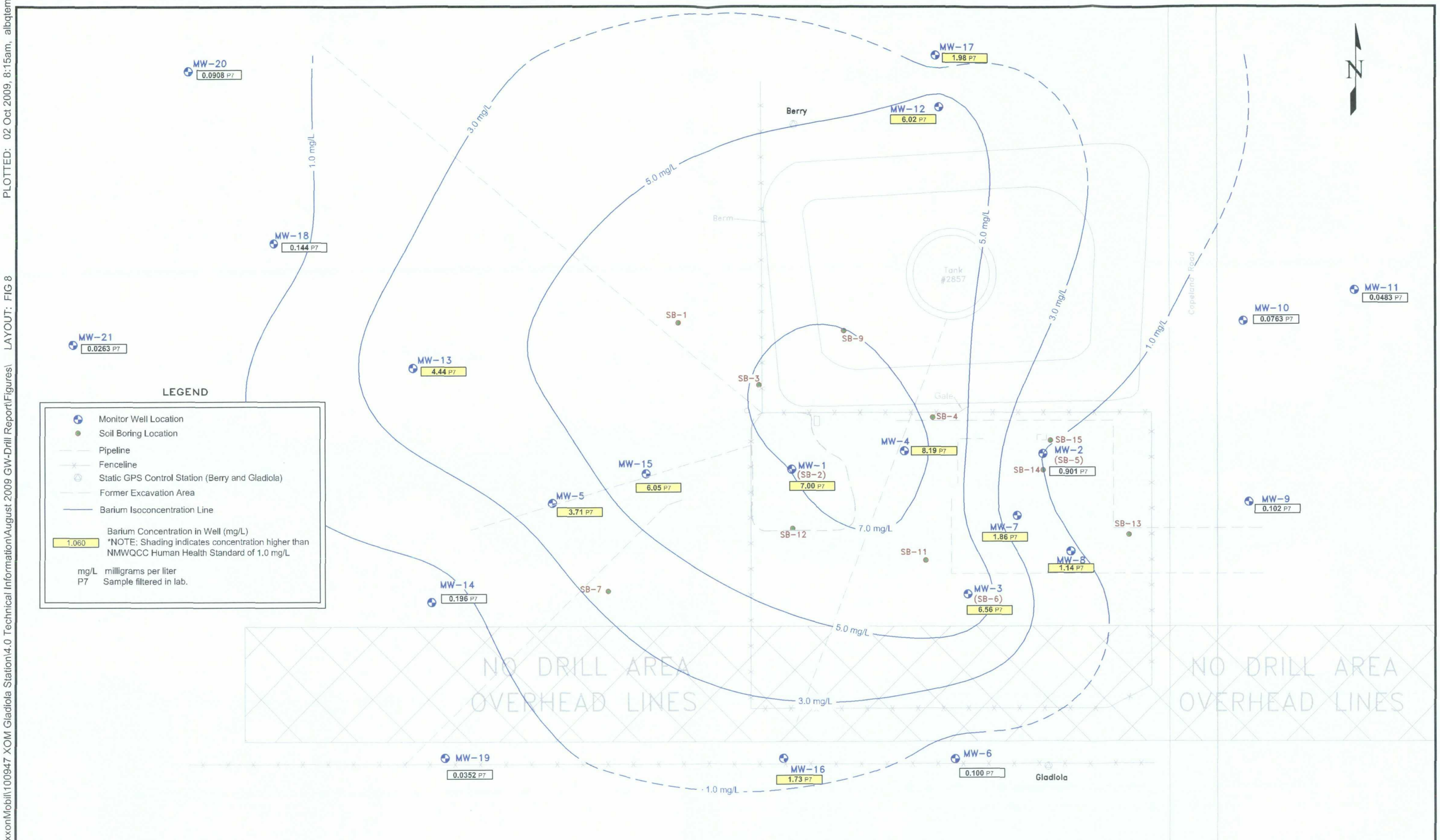

LEGEND

- Monitor Well Location
- Soil Boring Location
- Pipeline
- Fenceline
- Static GPS Control Station (Berry and Gladiola)
- Former Excavation Area
- Barium Isoconcentration Line
- 1.060 — Barium Concentration in Well (mg/L) *NOTE: Shading indicates concentration higher than NMWQCC Human Health Standard of 1.0 mg/L
- mg/L milligrams per liter
- P7 Sample filtered in lab.

SOURCES:
1) Kleinfelder_ExxonMobil_Gladiola_Station.dwg of surveyed monitor well from West Company of Midland, August 18, 2009.
2) Site layout from CRA, titled PROPOSED MONITOR WELL AND SOIL BORING LOCATION MAP, EXXONMOBIL GLOBAL REMEDIATION, GLADIOLA STATION, LEA COUNTY, NEW MEXICO, Job No. 041244, Figure 17.
3) Kleinfelder field research.

40 0 20 40 ft
SCALE: 1 inch = 40 feet

KLEINFELDER
Bright People. Right Solutions.
www.kleinfelder.com

PROJECT NO.	100947
DRAWN:	SEPT 2009
DRAWN BY:	PD
CHECKED BY:	DC
FILE NAME:	100947_04_0.dwg

DISSOLVED BARIUM ISOCONCENTRATION MAP (AUGUST 2009)

EXXONMOBIL ENVIRONMENTAL SERVICES
GLADIOLA STATION
LEA COUNTY, NEW MEXICO

ORIGINATOR: J. HERNANDEZ
APPROVED BY: DM
DRAWING CATEGORY: 1

FIGURE 8

KLEINFELDER
Bright People. Right Solutions.

Monitoring Well Log

Date			Project	Well No.
Started: 8/13/2009	Rig Type: Ing. Rand T3W		Gladiola Station	MW-17
Completed: 8/13/2009	Driller: J. Blackburn			
Well Completed: 8/13/2009	Drilling Co: White Drilling Co.	Driller Lic. #: WD-1456	Project Number: 100947	

Northing: 839281	Easting: 873588	Borehole Dia. 7 7/8"	TOC/Ground El.: 3867.64/3864.40	Logged By: W. Burrow

Sample Type:
G - Grab Sample
CS - 3.5" I.D. Continuous Sampler
SPT - 2" O.D. 1.38" I.D. Tube Sample
U - 3 " O.D. 2.42" I.D. Ring Sample
ST - 3" O.D. Thin-Walled Shelby Tube
NR - No Recovery

Groundwater

Depth (ft)	Hour	Date
31.98	4:30:00 PM	8/13/2009
35.22		8/18/2009

Groundwater Depth (ft.)	Depth (ft.)	Graphical Log	Sample Taken	Sample Type	Penetration Resistance (Blows per foot)	PID Heated Headspace Reading, ppm	Analytical Sample Number	Visual Classification	WELL CONSTRUCTION
	0							SILTY SAND (SM)- fine, loose, brown, dry	Concrete Surface Completion 1.0'
								1.5' SILTY SAND (SM)- fine, tan to white, well cemented (caliche), interbedded calcrete lenses	
				G		7.3			
	5								
				G		13.0	PMW-17 5-10'		
	10								
				G		16.2			Hydrated 3/8" Bentonite Chips
	15								
				G		18.5	PMW-17 15-20'		
	20								4" Sch. 40 PVC Casing
								21.5' POORLY GRADED SAND (SP)- fine to medium, tan to red, weakly to well cemented	
				G		19.6	PMW-17 20-25		
	25								

Additional Groundwater Measurements

Depth (ft)	Hour	Date

Depth (ft)	Hour	Date

Depth (ft)	Hour	Date

KLEINFELDER
Bright People. Right Solutions.

Monitoring Well Log

Date			Project	Well No.
Started: 8/13/2009	Rig Type: Ing. Rand T3W		Gladiola Station	MW-17
Completed: 8/13/2009	Driller: J. Blackburn			
Well Completed: 8/13/2009	Drilling Co: White Drilling Co.	Driller Lic. #: WD-1456	Project Number: 100947	

Northing: 839281	Easting: 873588	Borehole Dia. 7 7/8"	TOC/Ground El.: 3867.64/3864.40	Logged By: W. Burrow

Sample Type: G - Grab Sample; CS - 3.5" I.D. Continuous Sampler; SPT - 2" O.D. 1.38" I.D. Tube Sample; U - 3 " O.D. 2.42" I.D. Ring Sample; ST - 3" O.D. Thin-Walled Shelby Tube; NR - No Recovery

Groundwater

Depth (ft)	Hour	Date
31.98	4:30:00 PM	8/13/2009
35.22		8/18/2009

Groundwater Depth (ft.)	Depth (ft.)	Graphical Log	Sample Taken	Sample Type	Penetration Resistance (Blows per foot)	PID Heated Headspace Reading, ppm	Analytical Sample Number	Visual Classification	WELL CONSTRUCTION
	25							POORLY GRADED SAND (SP)- fine to medium, tan to red, weakly to well cemented	Hydrated 3/8" Bentonite Chips; 28.0'
				G		17.9			29.5'
	30							Tan at 30 ft bgs	
				G		288	PMW-17 30-35	Moist at 32 ft bgs	0.020" Screen
	35							Tan to red, some odor at 35 ft bgs	
				G		62.4			10/20 Silica Sand
	40							Tan, slight odor at 40 ft bgs	
				G		19.3			
	45							45.0' Tan to red, no odor at 45 ft bgs	44.5' End Cap 45.0'

Total Depth 45'

Additional Groundwater Measurements

Depth (ft)	Hour	Date	Depth (ft)	Hour	Date	Depth (ft)	Hour	Date

KLEINFELDER
Bright People. Right Solutions.

Monitoring Well Log

Date			Project	Well No.
Started: 8/13/2009	Rig Type: Ing. Rand T3W		Gladiola Station	MW-18
Completed: 8/13/2009	Driller: J. Blackburn			
Well Completed: 8/13/2009	Drilling Co: White Drilling Co.	Driller Lic. #: WD-1456	Project Number: 100947	
Northing: 839200	Easting: 873294	Borehole Dia. 7 7/8"	TOC/Ground El.: 3867.31/3864.30	Logged By: W. Burrow

Sample Type: G - Grab Sample; CS - 3.5" I.D. Continuous Sampler; SPT - 2" O.D. 1.38" I.D. Tube Sample; U - 3 " O.D. 2.42" I.D. Ring Sample; ST - 3" O.D. Thin-Walled Shelby Tube; NR - No Recovery

Groundwater

Depth (ft)	Hour	Date
31.11	5:15:00 PM	8/13/2009
34.45		8/18/2009

Groundwater Depth (ft.)	Depth (ft.)	Graphical Log	Sample Taken	Sample Type	Penetration Resistance (Blows per foot)	PID Heated Headspace Reading, ppm	Analytical Sample Number	Visual Classification	WELL CONSTRUCTION
	0							SILTY SAND (SM)- fine, loose, brown, dry	Concrete Surface Completion 1.0'
				G		14.5	PMW-18 0-5'		
	5							5.0' CLAYEY SILTY SAND (SC-SM)- fine, loose, red to brown, moist	
								6.5' SILTY SAND (SM)- fine, tan to white, well cemented (caliche), interbedded calcrete lenses	
				G		13.6			
	10								
				G		13.7			Hydrated 3/8" Bentonite Chips
	15								
				G		14.1	PMW-18 15-20'		
								18.5' POORLY GRADED SAND (SP)- fine to medium, tan, weakly to well cemented	
	20								4" Sch. 40 PVC Casing
				G		12.4			
	25								

Additional Groundwater Measurements

Depth (ft)	Hour	Date	Depth (ft)	Hour	Date	Depth (ft)	Hour	Date

KLEINFELDER
Bright People. Right Solutions.

Monitoring Well Log

Date			Project	Well No.
Started: 8/13/2009	Rig Type: Ing. Rand T3W		Gladiola Station	MW-18
Completed: 8/13/2009	Driller: J. Blackburn			
Well Completed: 8/13/2009	Drilling Co: White Drilling Co.	Driller Lic. #: WD-1456	Project Number: 100947	

Northing: 839200	Easting: 873294	Borehole Dia. 7 7/8"	TOC/Ground El.: 3867.31/3864.30	Logged By: W. Burrow

Sample Type:
G - Grab Sample
CS - 3.5" I.D. Continuous Sampler
SPT - 2" O.D. 1.38" I.D. Tube Sample
U - 3 " O.D. 2.42" I.D. Ring Sample
ST - 3" O.D. Thin-Walled Shelby Tube
NR - No Recovery

Groundwater

Depth (ft)	Hour	Date
31.11	5:15:00 PM	8/13/2009
34.45		8/18/2009

Groundwater Depth (ft.)	Depth (ft.)	Graphical Log	Sample Taken	Sample Type	Penetration Resistance (Blows per foot)	PID Heated Headspace Reading, ppm	Analytical Sample Number	Visual Classification	WELL CONSTRUCTION
	25							POORLY GRADED SAND (SP)- fine to medium, tan, weakly to well cemented Tan to red at 25 ft bgs	25.0'
				G		721	PMW -18 25-30'		27.0'
								Moist at 29 ft bgs	
	30							Tan, some odor at 30 ft bgs	
				G		402			0.020" Screen
	35							Tan to red, some odor at 35 ft bgs	10/20 Silica Sand
				G		77.2			
	40								
				G		24.9			42.0' End Cap 42.5'
	45							45.0'	45.0'

Total Depth 45'

Additional Groundwater Measurements

Depth (ft)	Hour	Date	Depth (ft)	Hour	Date	Depth (ft)	Hour	Date

KLEINFELDER
Bright People. Right Solutions.

Monitoring Well Log

Date			Project	Well No.
Started: 8/13/2009	Rig Type: Ing. Rand T3W		Gladiola Station	MW-19
Completed: 8/13/2009	Driller: J. Blackburn			
Well Completed: 8/13/2009	Drilling Co: White Drilling Co.	Driller Lic. #: WD-1456	Project Number: 100947	
Northing: 838974	Easting: 873371	Borehole Dia. 7 7/8"	TOC/Ground El.: 3867.26/3864.20	Logged By: W. Burrow

Sample Type:
G - Grab Sample
CS - 3.5" I.D. Continuous Sampler
SPT - 2" O.D. 1.38" I.D. Tube Sample
U - 3 " O.D. 2.42" I.D. Ring Sample
ST - 3" O.D. Thin-Walled Shelby Tube
NR - No Recovery

Groundwater

Depth (ft)	Hour	Date
31.08	6:00:00 PM	8/13/2009
34.22		8/18/2009

Groundwater Depth (ft.)	Depth (ft.)	Graphical Log	Sample Taken	Sample Type	Penetration Resistance (Blows per foot)	PID Heated Headspace Reading, ppm	Analytical Sample Number	Visual Classification	WELL CONSTRUCTION
	0							SILTY SAND (SM)- fine, loose, brown, dry	Concrete Surface Completion 1.0'
								1.5' SILTY SAND (SM)- fine, tan to white, well cemented (caliche), interbedded calcrete lenses	
				G		3.8			
	5								
				G		6.8	PMW-19 5-10'		
	10							Tan at 10 ft bgs	
				G		4.1	PMW-19 10-15'		Hydrated 3/8" Bentonite Chips
	15								
				G		2.8			
	20								4" Sch. 40 PVC Casing
								21.5' POORLY GRADED SAND (SP)- fine to medium, tan, weakly to well cemented	
				G		7.5			
	25								

Additional Groundwater Measurements

Depth (ft)	Hour	Date

Depth (ft)	Hour	Date

Depth (ft)	Hour	Date

KLEINFELDER
Bright People. Right Solutions.

Monitoring Well Log

Date			Project	Well No.
Started: 8/13/2009	Rig Type: Ing. Rand T3W		Gladiola Station	MW-19
Completed: 8/13/2009	Driller: J. Blackburn			
Well Completed: 8/13/2009	Drilling Co: White Drilling Co.	Driller Lic. #: WD-1456	Project Number: 100947	
Northing: 838974	Easting: 873371	Borehole Dia. 7 7/8"	TOC/Ground El.: 3867.26/3864.20	Logged By: W. Burrow

Sample Type: G - Grab Sample; CS - 3.5" I.D. Continuous Sampler; SPT - 2" O.D. 1.38" I.D. Tube Sample; U - 3 " O.D. 2.42" I.D. Ring Sample; ST - 3" O.D. Thin-Walled Shelby Tube; NR - No Recovery

Groundwater

Depth (ft)	Hour	Date
31.08	6:00:00 PM	8/13/2009
34.22		8/18/2009

Groundwater Depth (ft.)	Depth (ft.)	Graphical Log	Sample Taken	Sample Type	Penetration Resistance (Blows per foot)	PID Heated Headspace Reading, ppm	Analytical Sample Number	Visual Classification	WELL CONSTRUCTION
	25							POORLY GRADED SAND (SP)- fine to medium, tan, weakly to well cemented	25.1'
				G		13.6	PMW-19 25-30'		27.1'
	30							Moist at 29 ft bgs	
				G		6.2			0.020" Screen
									10/20 Silica Sand
	35								
				G		3.9			
	40								
				G		3.1			42.0' End Cap 42.5'
	45							45.0'	45.0'

Total Depth 45'

Additional Groundwater Measurements

Depth (ft)	Hour	Date

Depth (ft)	Hour	Date

Depth (ft)	Hour	Date

KLEINFELDER
Bright People. Right Solutions.

Monitoring Well Log

Date			Project	Well No.
Started: 8/14/2009	Rig Type: Ing. Rand T3W		Gladiola Station	MW-20
Completed: 8/14/2009	Driller: J. Blackburn			
Well Completed: 8/14/2009	Drilling Co: White Drilling Co.	Driller Lic. #: WD-1456	Project Number: 100947	

Northing: 839274	Easting: 873256	Borehole Dia. 7 7/8"	TOC/Ground El.: 3867.60/3864.50	Logged By: W. Burrow

Sample Type: G - Grab Sample; CS - 3.5" I.D. Continuous Sampler; SPT - 2" O.D. 1.38" I.D. Tube Sample; U - 3 " O.D. 2.42" I.D. Ring Sample; ST - 3" O.D. Thin-Walled Shelby Tube; NR - No Recovery

Groundwater

Depth (ft)	Hour	Date
31.72	3:00:00 PM	8/14/2009
34.69		8/18/2009

Groundwater Depth (ft.)	Depth (ft.)	Graphical Log	Sample Taken	Sample Type	Penetration Resistance (Blows per foot)	PID Heated Headspace Reading, ppm	Analytical Sample Number	Visual Classification	WELL CONSTRUCTION
	0							SILTY SAND (SM)- fine, loose, red to brown, dry	Concrete Surfac Completion 1.0'
				G		2.7		CLAYEY SILTY SAND (SC-SM)- fine, loose, red to brown, moist (2.0'–4.0')	
	5			G		4.3	PMW-20 5-10	SILTY SAND (SM)- fine, tan to white, well cemented (caliche), interbedded calcrete lenses (4.0'–18.5')	
	10			G		5.4	PMW-20 10-15'		Hydrated 3/8" Bentonite Chips
	15			G		3.2			
	20			G		3.0		POORLY GRADED SAND (SP)- fine to medium, tan, weakly to well cemented (18.5'–25')	4" Sch. 40 PVC Casing
	25								

Additional Groundwater Measurements

Depth (ft)	Hour	Date	Depth (ft)	Hour	Date	Depth (ft)	Hour	Date

KLEINFELDER
Bright People. Right Solutions.

Monitoring Well Log

Date			Project	Well No.
Started: 8/14/2009	Rig Type: Ing. Rand T3W		Gladiola Station	MW-20
Completed: 8/14/2009	Driller: J. Blackburn			
Well Completed: 8/14/2009	Drilling Co: White Drilling Co.	Driller Lic. #: WD-1456	Project Number: 100947	
Northing: 839274	Easting: 873256	Borehole Dia. 7 7/8"	TOC/Ground El.: 3867.60/3864.50	Logged By: W. Burrow

Sample Type: G - Grab Sample; CS - 3.5" I.D. Continuous Sampler; SPT - 2" O.D. 1.38" I.D. Tube Sample; U - 3 " O.D. 2.42" I.D. Ring Sample; ST - 3" O.D. Thin-Walled Shelby Tube; NR - No Recovery

Groundwater

Depth (ft)	Hour	Date
31.72	3:00:00 PM	8/14/2009
34.69		8/18/2009

Groundwater Depth (ft.)	Depth (ft.)	Graphical Log	Sample Taken	Sample Type	Penetration Resistance (Blows per foot)	PID Heated Headspace Reading, ppm	Analytical Sample Number	Visual Classification	WELL CONSTRUCTION
	25							POORLY GRADED SAND (SP)- fine to medium, tan, weakly to well cemented	Hydrated 3/8" Bentonite Chips
				G		12.6	PMW-20 25-30'		28.0'
	30							Tan to red at 30 ft bgs	29.5'
				G		28.5		Moist at 32 ft bgs	0.020" Screeb
	35								
				G		1.6			10/20 Silica Sand
	40								
				G		1.3		43.0'	
								SILTY CLAY (CL)- brown to red, moist	44.5' End Cap 45.0'
	45							45.0'	

Total Depth 45'

Additional Groundwater Measurements

Depth (ft)	Hour	Date

Depth (ft)	Hour	Date

Depth (ft)	Hour	Date

KLEINFELDER
Bright People. Right Solutions.

Monitoring Well Log

Date			Project	Well No.
Started: 8/14/2009	Rig Type: Ing. Rand T3W		Gladiola Station	MW-21
Completed: 8/14/2009	Driller: J. Blackburn			
Well Completed: 8/14/2009	Drilling Co: White Drilling Co.	Driller Lic. #: WD-1456	Project Number: 100947	

Northing: 839155	Easting: 873205	Borehole Dia. 7 7/8"	TOC/Ground El.: 3864.80/3864.30	Logged By: W. Burrow

Sample Type: G - Grab Sample; CS - 3.5" I.D. Continuous Sampler; SPT - 2" O.D. 1.38" I.D. Tube Sample; U - 3 " O.D. 2.42" I.D. Ring Sample; ST - 3" O.D. Thin-Walled Shelby Tube; NR - No Recovery

Groundwater

Depth (ft)	Hour	Date
31.42	3:30:00 PM	8/14/2009
34.42		8/18/2009

Groundwater Depth (ft.) Depth (ft.)	Graphical Log	Sample Taken	Sample Type	Penetration Resistance (Blows per foot)	PID Heated Headspace Reading, ppm	Analytical Sample Number	Visual Classification	WELL CONSTRUCTION
0							SILTY SAND (SM)- fine, loose, red to brown, dry	Concrete Surface Completion 1.0'
							2.0'	
			G		1.0		SILTY SAND (SM)- fine, tan to white, well cemented (caliche), interbedded calcrete lenses	
5								
			G		1.2	PMW-21 5-10'		
10								
			G		1.2			Hydrated 3/8" Bentonite Chips
15							Tan at 15 ft bgs	
			G		1.9	PMW-21 15-20'		
							19.0'	
20							POORLY GRADED SAND (SP)- fine to medium, tan, weakly to well cemented	4" Sch. 40 PVC Casing
			G		12.1			
25								

Additional Groundwater Measurements

Depth (ft)	Hour	Date	Depth (ft)	Hour	Date	Depth (ft)	Hour	Date

KLEINFELDER
Bright People. Right Solutions.

Monitoring Well Log

Date			Project	Well No.
Started: 8/14/2009	Rig Type: Ing. Rand T3W		Gladiola Station	MW-21
Completed: 8/14/2009	Driller: J. Blackburn			
Well Completed: 8/14/2009	Drilling Co: White Drilling Co.	Driller Lic. #: WD-1456	Project Number: 100947	
Northing: 839155	Easting: 873205	Borehole Dia. 7 7/8"	TOC/Ground El.: 3864.80/3864.30	Logged By: W. Burrow

Sample Type: G - Grab Sample; CS - 3.5" I.D. Continuous Sampler; SPT - 2" O.D. 1.38" I.D. Tube Sample; U - 3 " O.D. 2.42" I.D. Ring Sample; ST - 3" O.D. Thin-Walled Shelby Tube; NR - No Recovery

Groundwater

Depth (ft)*	Hour	Date
31.42	3:30:00 PM	8/14/2009
34.42		8/18/2009

Groundwater Depth (ft.)	Depth (ft.)	Graphical Log	Sample Taken	Sample Type	Penetration Resistance (Blows per foot)	PID Heated Headspace Reading, ppm	Analytical Sample Number	Visual Classification	WELL CONSTRUCTION
	25							POORLY GRADED SAND (SP)- fine to medium, tan, weakly to well cemented Tan to red at 25 ft bgs	Hydrated 3/8" Bentonite Chips
				G		14.3	PMW-21 25-30'		28.0'
	30							Tan at 30 ft bgs	29.5'
								Moist at 31.5 ft bgs	
				G		6.4			0.020" Screen
	35								
				G		1.9			10/20 Silica Sand
	40								
				G		1.9			
								43.5' SILTY CLAY (CL)- brown to red, moist	
	45							45.0'	44.5' End Cap 45.0'

Total Depth 45'

Additional Groundwater Measurements

Depth (ft)	Hour	Date	Depth (ft)	Hour	Date	Depth (ft)	Hour	Date

KLEINFELDER
Bright People. Right Solutions.

Soil Boring Log

Date			Project	Borehole No.
Started: 8/14/2009	Rig Type: Ing. Rand T3W		Gladiola Station	SB-14
Completed: 8/14/2009	Driller: J. Blackburn			
Backfilled: 8/14/2009	Drilling Co: White Drilling Co.	Driller Lic. #: WD-1456	Project Number: 100947	
Northing: 839099	Easting: 873636	Ground Elevation: 3864.70'	Logged By: W. Burrow	

Sample Type:
G - Grab Sample
DP - Direct Push 1.75" I.D. Vinyl Tube Sample
SPT - 2" O.D. 1.38" I.D. Tube Sample
CUT - Cuttings
NR - No Recovery

Groundwater

Depth (ft)	Hour	Date
Not encountered		

Groundwater Depth (ft.)	Depth (ft.)	Graphical Log	Sample Taken	Sample Type	Penetration Resistance (Blows per foot)	PID Heated Headspace Reading, ppm	Analytical Sample Number	Visual Classification
	0							SILTY SAND (SM)- fine, loose, with calcareous gravel, trace staining at surface, red to tan, dry
						1.2		
				G				2.5' SILTY SAND (SM)- fine, tan to white, well cemented (caliche), interbedded calcrete lenses
						1.8		
	5						SB-1 4-6'	
						2.2		
				G		1.9		
						2.0		
	10						SB-1 10-12'	
						2.6		
				G				
						2.0		
	15							
						2.3		
				G		1.7		
						1.9		
	20							
						2.9		21.5' POORLY GRADED SAND (SP)- fine to medium, tan, weakly to well cemented, strong odor
				G				
						1.7		
	25						SB-1 24-26'	

Additional Groundwater Measurements

Depth (ft)	Hour	Date	Depth (ft)	Hour	Date	Depth (ft)	Hour	Date

KLEINFELDER
Bright People. Right Solutions.

Soil Boring Log

Date				
Started: 8/14/2009	Rig Type: Ing. Rand T3W	Project Gladiola Station		Borehole No. SB-14
Completed: 8/14/2009	Driller: J. Blackburn			
Backfilled: 8/14/2009	Drilling Co: White Drilling Co.	Driller Lic. #: WD-1456	Project Number: 100947	
Northing: 839099	Easting: 873636	Ground Elevation: 3864.70'	Logged By: W. Burrow	

Sample Type: G - Grab Sample; DP - Direct Push 1.75" I.D. Vinyl Tube Sample; SPT - 2" O.D. 1.38" I.D. Tube Sample; CUT - Cuttings; NR - No Recovery

Groundwater

Depth (ft)	Hour	Date
Not encountered		

Groundwater Depth (ft.)	Depth (ft.)	Graphical Log	Sample Taken	Sample Type	Penetration Resistance (Blows per foot)	PID Heated Headspace Reading, ppm	Analytical Sample Number	Visual Classification
	25					975	SB-1 24-26'	POORLY GRADED SAND (SP)- fine to medium, tan, weakly to well cemented, strong odor
				G		602		
								Some odor at 28 ft bgs
						420		
	30							Slight odor at 30 ft bgs
				G				Moist at 31 ft bgs
								32.0'

Total Depth 32.0'

Additional Groundwater Measurements

Depth (ft)	Hour	Date	Depth (ft)	Hour	Date	Depth (ft)	Hour	Date

KLEINFELDER
Bright People. Right Solutions.

Soil Boring Log

Date			Project	Borehole No.
Started: 8/14/2009	Rig Type: Ing. Rand T3W		Gladiola Station	SB-15
Completed: 8/14/2009	Driller: J. Blackburn			
Backfilled: 8/14/2009	Drilling Co: White Drilling Co.	Driller Lic. #: WD-1456	Project Number: 100947	
Northing: 839113	Easting: 873639	Ground Elevation: 3864.80'	Logged By: W. Burrow	

Sample Type: G - Grab Sample; DP - Direct Push 1.75" I.D. Vinyl Tube Sample; SPT - 2" O.D. 1.38" I.D. Tube Sample; CUT - Cuttings; NR - No Recovery

Groundwater

Depth (ft)	Hour	Date
Not encountered		

Groundwater Depth (ft.)	Depth (ft.)	Graphical Log	Sample Taken	Sample Type	Penetration Resistance (Blows per foot)	PID Heated Headspace Reading, ppm	Analytical Sample Number	Visual Classification
	0							SILTY SAND (SM)- fine, loose, with calcareous gravel, trace staining at surface, red to tan, dry
						1.0		
				G				
						1.0		2.5' SILTY SAND (SM)- fine, tan to white, well cemented (caliche), interbedded calcrete lenses
	5					1.9		
				G		6.4		
						540	SB-2 8-10'	
	10							Strong odor at 10 ft bgs
						1580		
				G		1606	SB-2 12-14'	
	15					768		
								Some odor at 16 ft bgs
				G		769		
						785		
	20							20.5' POORLY GRADED SAND (SP)- fine to medium, tan to red, weakly to well cemented, strong odor, staining
						953		
				G		1023	SB-2 22-24'	
	25							

Additional Groundwater Measurements

Depth (ft)	Hour	Date	Depth (ft)	Hour	Date	Depth (ft)	Hour	Date

KLEINFELDER
Bright People. Right Solutions.

Soil Boring Log

Date			Project	Borehole No.
Started: 8/14/2009	Rig Type: Ing. Rand T3W		Gladiola Station	SB-15
Completed: 8/14/2009	Driller: J. Blackburn			
Backfilled: 8/14/2009	Drilling Co: White Drilling Co.	Driller Lic. #: WD-1456	Project Number: 100947	
Northing: 839113	Easting: 873639	Ground Elevation: 3864.80'	Logged By: W. Burrow	

Sample Type: G - Grab Sample; DP - Direct Push 1.75" I.D. Vinyl Tube Sample; SPT - 2" O.D. 1.38" I.D. Tube Sample; CUT - Cuttings; NR - No Recovery

Groundwater

Depth (ft)	Hour	Date
Not encountered		

Groundwater Depth (ft.)	Depth (ft.)	Graphical Log	Sample Taken	Sample Type	Penetration Resistance (Blows per foot)	PID Heated Headspace Reading, ppm	Analytical Sample Number	Visual Classification
	25					1000		POORLY GRADED SAND (SP)- fine to medium, tan to red, weakly to well cemented, strong odor, staining
				G		997		
						984		
	30			G				Moist at 30.5 ft bgs
						984		32.0'

Total Depth 32.0'.

Additional Groundwater Measurements

Depth (ft)	Hour	Date	Depth (ft)	Hour	Date	Depth (ft)	Hour	Date

B-2009-0533

THIS IS NOT A BOUNDARY SURVEY. NO BOUNDARY LINES ARE SHOWN HEREON.



Description	GEODETIC POSITIONS				STATE PLANE COORDINATES		Elevation		
	NORTH AMERICAN DATUM OF 1927				NAD '27 - New Mexico East Zone (US Ft.)		NGVD '29 (US Ft.)		
	Latitude (D.M.S.)	Longitude (D.M.S.)	Latitude (D.D.)	Longitude (D.D.)	Northing (Y)	Easting (X)	Top of Casing	Concrete Pad	Natural Ground
Gladiola	33°18'01.19"N	103°06'37.78"W	33.30033	-103.11049	838,969.51	873,637.97			3,864.6
Berry	33°18'03.99"N	103°06'39.07"W	33.30111	-103.11085	839,251.04	873,525.46			3,864.0
MW-1-PVC	33°18'02.49"N	103°06'39.10"W	33.30069	-103.11086	839,099.93	873,524.19	3,865.14	3,861.49	3,861.0
MW-2-PVC	33°18'02.55"N	103°06'37.79"W	33.30071	-103.11050	839,106.68	873,635.61	3,867.89	3,865.26	3,865.2
MW-3-PVC	33°18'01.94"N	103°06'38.19"W	33.30054	-103.11061	839,044.95	873,602.23	3,863.72	3,864.40	3,864.3
MW-4-PVC	33°18'02.57"N	103°06'38.51"W	33.30071	-103.11070	839,107.94	873,574.14	3,864.66	3,865.18	3,865.0
MW-5-PVC	33°18'02.36"N	103°06'40.35"W	33.30066	-103.11121	839,085.03	873,418.25	3,866.99	3,864.43	3,864.1
MW-6-PVC	33°18'01.23"N	103°06'38.27"W	33.30034	-103.11063	838,972.78	873,596.67	3,867.00	3,864.41	3,864.0
MW-7-PVC	33°18'02.28"N	103°06'37.93"W	33.30063	-103.11054	839,079.48	873,624.16	3,864.14	3,864.56	3,864.0
MW-8-PVC	33°18'02.12"N	103°06'37.65"W	33.30059	-103.11046	839,063.78	873,647.85	3,863.80	3,864.18	3,864.1
MW-9-PVC	33°18'02.33"N	103°06'36.72"W	33.30065	-103.11020	839,085.40	873,726.70	3,868.29	3,865.73	3,865.5
MW-10-PVC	33°18'03.11"N	103°06'36.74"W	33.30086	-103.11020	839,164.91	873,724.30	3,868.85	3,866.27	3,866.0
MW-11-PVC	33°18'03.24"N	103°06'36.15"W	33.30090	-103.11004	839,178.38	873,773.91	3,868.06	3,865.53	3,865.2
MW-12-PVC	33°18'04.06"N	103°06'38.31"W	33.30113	-103.11064	839,258.55	873,589.56	3,867.74	3,865.12	3,864.6
MW-13-PVC	33°18'02.95"N	103°06'41.07"W	33.30082	-103.11141	839,144.46	873,356.41	3,867.11	3,864.55	3,864.2
MW-14-PVC	33°18'01.94"N	103°06'40.99"W	33.30054	-103.11139	839,041.61	873,364.72	3,866.92	3,864.40	3,863.9
MW-15-PVC	33°18'02.48"N	103°06'39.86"W	33.30069	-103.11107	839,098.04	873,459.76	3,867.19	3,864.65	3,864.3
MW-16-PVC	33°18'01.24"N	103°06'39.16"W	33.30034	-103.11088	838,973.18	873,520.68	3,867.02	3,864.48	3,864.0
MW17-PVC	33°18'04.28"N	103°06'38.33"W	33.30119	-103.11065	839,281.16	873,588.02	3,867.64	3,864.76	3,864.4
MW18-PVC	33°18'03.51"N	103°06'41.80"W	33.30097	-103.11161	839,199.52	873,294.38	3,867.31	3,864.65	3,864.3
MW19-PVC	33°18'01.265"N	103°06'40.93"W	33.30035	-103.11137	838,973.60	873,370.66	3,867.26	3,864.67	3,864.2
MW20-PVC	33°18'04.25"N	103°06'42.24"W	33.30118	-103.11173	839,274.26	873,256.22	3,867.50	3,864.90	3,864.5
MW21-PVC	33°18'03.08"N	103°06'42.86"W	33.30085	-103.11190	839,154.91	873,204.93	3,867.43	3,864.80	3,864.3
SB1	33°18'02.48"N	103°06'37.79"W	33.30069	-103.11050	839,099.48	873,635.70			3,864.7
SB2	33°18'02.61"N	103°06'37.75"W	33.30072	-103.11049	839,112.54	873,638.86			3,864.8

Re-Surveyed Values

NOTE:

1) Plane Coordinates shown hereon are Transverse Mercator Grid and Conform to the "New Mexico Coordinate System", New Mexico East Zone, North American Datum of 1927.

2) Elevations shown hereon reference the National Geodetic Vertical Datum of 1929.

3) Geodetic Coordinates shown hereon references the North American Datum of 1983, (GRS '80). Reference Stations – "PORTALESAP_NM2005" – CORS (DH3849), "LUBBOCK RRP2" – CORS (DF5391) and "ODESSA RRP2" – CORS (DF5393).

I HEREBY CERTIFY THAT THIS PLAT WAS MADE FROM NOTES TAKEN IN THE FIELD IN A BONA FIDE SURVEY MADE UNDER MY SUPERVISION.

MACON McDONALD NEW MEXICO P.L.S. No. 12185

WEST COMPANY
of Midland, Inc.
110 W. LOUISIANA, STE. 110
MIDLAND TEXAS, 79701
(432) 687-0865 – (432) 687-0868 FAX

Date Surveyed: August 18, 2009
Weather: Hot & Breezy

GRID NORTH

LEGEND

- Denotes Monitor Well
- Denotes Soil Bore Location
- Denotes Static GPS Control Station

100 0 100 200
Graphic Scale in Feet

KLEINFELDER

Topographic Survey of

MONITOR WELLS & SOIL BORINGS

Located at the
ExxonMobil Environmental Services
Gladiola Station
Lea County, New Mexico

Drawn By: LVA	Date: August 24, 2009
Scale: 1" = 100'	Field Book: 426 / 15-18
Revision Date:	Quadrangle: Bronco
W.O. No: 2009-0533	Dwg. No.: B-2009-0533

DATA TABLE 1

SOIL ANALYTICAL SUMMARY - BTEX/TPH
GLADIOLA STATION
LEA COUNTY, NEW MEXICO
MAY 2004 - AUGUST 2009

Sample ID	Date	Depth (feet)	Benzene (mg/kg)	Ethyl-Benzene (mg/kg)	Toluene (mg/kg)	Xylenes (mg/kg)	Total BTEX (mg/kg)	TPH (8015B)		
								TPH DRO (mg/kg)	TPH GRO (mg/kg)	Total TPH DRO/GRO (mg/kg)
NMOCD Site RRALS (in mg/kg)			10	--	--	--	50	--	--	100
SB - 1	5/14/2004	0 - 2	<0.001	<0.001	<0.001	<0.001	BDL	<5	<0.1	BDL
	5/14/2004	4 - 5	<0.001	<0.001	<0.001	<0.001	BDL	**6.7**	<0.1	**6.7**
SB - 2 (MW-1)	5/13/2004	4 - 5	<0.100	<0.100	**2.100**	**4.240**	**6.340**	**3,300**	**750**	**4,050**
	5/13/2004	14 - 15	<0.025	<0.025	**0.610**	**2.288**	**2.898**	**1,200**	**190**	**1,390**
	5/13/2004	29 - 30	<0.025	**0.063**	**0.470**	**1.380**	**1.913**	**360**	**56**	**416**
	5/13/2004	39 - 40	<0.001	<0.001	<0.001	<0.001	BDL	**9**	**0.11**	**9.11**
SB - 3	5/12/2004	4 - 5	<0.001	<0.001	<0.001	<0.001	BDL	**23**	<0.1	**23**
	5/12/2004	19 - 20	<0.001	<0.001	<0.001	<0.001	BDL	<5	<0.1	BDL
	5/12/2004	29 - 30	<0.250	**2.200**	**6.200**	**16.200**	**24.600**	**56**	**380**	**436**
	5/12/2004	39 - 40	<0.001	<0.001	<0.001	**0.0018**	**0.0018**	**14**	**0.11**	**14.11**
SB - 4	5/13/2004	4 - 5	**0.140**	**0.110**	**1.500**	**1.410**	**3.160**	**4,000**	**480**	**4,480**
	5/13/2004	14 - 15	**0.470**	<0.100	**5.800**	**21.200**	**27.470**	**3,900**	**1,100**	**5,000**
	5/13/2004	29 - 30	<0.025	<0.025	**0.180**	**0.290**	**0.470**	**270**	**30**	**300**
	5/13/2004	34 - 35	<0.025	<0.025	**0.110**	**0.180**	**0.290**	**330**	**20**	**350**
SB - 5 (MW-2)	5/13/2004	34 - 35	**0.0022**	**0.018**	**0.073**	**0.103**	**0.1962**	**240**	**15**	**255**
	5/13/2004	39 - 40	<0.001	<0.001	**0.0018**	**0.0034**	**0.0052**	**9.7**	**0.62**	**10.32**
SB - 6 (MW-3)	5/13/2004	0 - 3	<0.001	<0.001	<0.001	<0.001	BDL	**18**	<0.1	**18**
	5/13/2004	24 - 25	<0.001	<0.001	<0.001	<0.001	BDL	**6**	<0.1	**6**
	5/13/2004	44 - 45	<0.001	<0.001	<0.001	<0.001	BDL	**13**	**0.21**	**13.21**
SB - 7	5/14/2004	24 - 25	<0.001	<0.001	<0.001	<0.001	BDL	**8.1**	<0.1	**8.1**

DATA TABLE 1

SOIL ANALYTICAL SUMMARY - BTEX/TPH
GLADIOLA STATION
LEA COUNTY, NEW MEXICO
MAY 2004 - AUGUST 2009

Sample ID	Date	Depth (feet)	Benzene (mg/kg)	Ethyl-Benzene (mg/kg)	Toluene (mg/kg)	Xylenes (mg/kg)	Total BTEX (mg/kg)	TPH (8015B) TPH DRO (mg/kg)	TPH GRO (mg/kg)	Total TPH DRO/GRO (mg/kg)
NMOCD Site RRALS (in mg/kg)			10	--	--	--	50	--	--	100
MW-4	6/14/2006	9-10	**0.134**	**0.177**	**2.800**	**13.6**	**16.711**	**2740**	**713**	**3453**
	6/14/2006	19-20	<0.00101	<0.00101	<0.00101	<0.00303	BDL	**68.7**	<0.101	**68.7**
	6/14/2006	24-25	<0.00101	<0.00101	<0.00101	<0.00300	BDL	**117**	**0.186**	**117.186**
MW-5	6/14/2006	9-10	**0.00144**	**0.00142**	<0.000994	<0.00298	**0.00286**	**17.9**	<0.0994	**17.9**
	6/14/2006	14-15	**0.00268**	**0.00208**	<0.000990	<0.00297	**0.00476**	**9.76**	<0.0990	**9.76**
MW-6	6/14/2006	4-5	**0.00132**	**0.00134**	<0.00100	<0.00301	**0.00266**	**202**	<0.100	**202**
	6/14/2006	19-20	**0.00156**	**0.00133**	<0.00101	<0.00302	**0.00289**	<4.93	<0.101	BDL
	6/14/2006	24-25	<0.00100	<0.00100	<0.00100	<0.00300	BDL	<4.92	<0.100	BDL
MW-7	6/15/2006	9-10	<0.000990	<0.000990	<0.000990	<0.00297	BDL	<4.90	<0.0990	BDL
	6/15/2006	19-20	<0.000990	<0.000990	<0.000990	<0.00297	BDL	<4.83	<0.0990	BDL
	6/15/2006	24-25	<0.00100	**0.00100**	**0.00146**	**0.00541**	**0.00787**	**171**	**0.713**	**171.713**
MW-8	6/15/2006	9-10	<0.00100	<0.00100	<0.00100	**0.00387**	**0.00387**	**1720**	**0.224**	**1720.224**
	6/15/2006	14-15	<0.00101	<0.00101	<0.00101	<0.00302	BDL	**538**	<0.101	**538**
	6/15/2006	24-25	<0.00101	<0.00101	<0.00101	<0.00302	BDL	**37.7**	<0.101	**37.7**
MW-9	6/13/2006	4-5	**0.00242**	**0.00299**	<0.00101	<0.00303	**0.00541**	<4.82	<0.101	BDL
	6/13/2006	14-15	<0.00100	<0.00100	<0.00100	<0.00300	BDL	<4.83	<0.100	BDL
	6/13/2006	29-30	<0.00101	<0.00101	<0.00101	<0.00303	BDL	**24.5**	<0.101	**24.5**
MW-10	6/13/2006	9-10	<0.00100	<0.00100	<0.00100	<0.00301	BDL	<4.82	<0.100	BDL
	6/13/2006	19-20	<0.000990	<0.000990	<0.000990	<0.00297	BDL	<4.93	<0.0990	BDL
	6/13/2006	24-25	**0.00144**	**0.00142**	<0.00101	<0.00303	**0.00286**	<4.85	<0.101	BDL
SB-9	6/15/2006	9-10	<0.00100	<0.00100	<0.00100	<0.00301	BDL	<4.83	<0.100	BDL
	6/15/2006	14-15	<0.000990	<0.000990	<0.000990	<0.00297	BDL	<4.84	<0.0990	BDL
	6/15/2006	24-25	<0.00101	<0.00101	<0.00101	<0.00303	BDL	**9.42**	<0.101	**9.42**

DATA TABLE 1

SOIL ANALYTICAL SUMMARY - BTEX/TPH
GLADIOLA STATION
LEA COUNTY, NEW MEXICO
MAY 2004 - AUGUST 2009

Sample ID	Date	Depth (feet)	Benzene (mg/kg)	Ethyl-Benzene (mg/kg)	Toluene (mg/kg)	Xylenes (mg/kg)	Total BTEX (mg/kg)	TPH (8015B) TPH DRO (mg/kg)	TPH GRO (mg/kg)	Total TPH DRO/GRO (mg/kg)
NMOCD Site RRALS (in mg/kg)			10	--	--	--	50	--	--	100
SB-11	6/14/2006	4-5	<0.00100	<0.00100	<0.00100	<0.00301	BDL	**5.88**	<0.100	**5.88**
	6/14/2006	14-15	<0.00101	<0.00101	<0.00101	<0.00303	BDL	<4.98	<0.101	BDL
	6/14/2006	24-25	<0.00100	<0.00100	<0.00100	<0.00301	BDL	<4.81	<0.100	BDL
MW-11	4/28/2008	4-5	**0.00163**	<0.000971	<0.000971	<0.00291	**0.00163**	<4.95	<0.0971	BDL
	4/28/2008	14-15	<0.00100	<0.00100	<0.00100	<0.00300	BDL	<4.91	<0.100	BDL
	4/28/2008	19-20	**0.00109**	<0.000986	<0.000986	<0.00296	**0.00109**	<4.96	<0.0986	BDL
	4/28/2008	34-35	<0.000978	<0.000978	<0.000978	<0.00294	BDL	<4.96	<0.0978	BDL
MW-12	4/29/2008	4-5	**0.00272**	<0.000952	<0.000952	<0.00286	**0.00272**	<4.91	<0.0952	BDL
	4/29/2008	14-15	<0.000986	<0.000986	<0.000986	<0.00296	BDL	<4.90	<0.0986	BDL
	4/29/2008	24-25	**0.00100**	<0.000945	<0.000945	<0.00284	**0.00100**	<4.86	<0.0945	BDL
	4/29/2008	29-30	<0.000988	<0.000988	<0.000988	<0.00296	BDL	**52.4**	<0.0988	**52.4**
MW-13	4/29/2008	4-5	**0.00178**	0.000951	0.000951	<0.00285	**0.00178**	<4.92	<0.0951	BDL
	4/29/2008	9-10	<0.000945	<0.000945	<0.000945	<0.00284	BDL	<4.86	<0.0945	BDL
	4/29/2008	24-25	**0.00124**	<0.000996	<0.000996	<0.00299	**0.00124**	<4.83	<0.0996	BDL
	4/29/2008	29-30	<0.000977	**0.0439**	**0.00549**	**0.274**	**0.323**	**577**	**9.94**	**586.94**
MW-14	4/29/2008	4-5	**0.00190**	<0.000947	<0.000947	<0.00284	**0.00190**	<4.84	<0.0947	BDL
	4/29/2008	9-10	<0.000980	<0.000980	<0.000980	<0.00294	BDL	<4.82	<0.0980	BDL
	4/29/2008	19-20	<0.000971	<0.000971	<0.000971	<0.00291	BDL	<4.95	<0.0971	BDL
	4/29/2008	29-30	<0.000984	<0.000984	<0.000984	<0.00295	BDL	**133**	<0.0984	**133**
MW-15	4/29/2008	4-5	**0.00167**	<0.000988	<0.000988	<0.00296	**0.00167**	<4.85	<0.0988	BDL
	4/29/2008	9-10	<0.000998	<0.000998	<0.000998	<0.00299	BDL	<4.97	<0.0998	BDL
	4/29/2008	24-25	<0.000975	<0.000975	<0.000975	<0.00292	BDL	**11.4**	<0.0975	**11.4**
	4/29/2008	29-30	<0.000977	<0.000977	<0.000977	**0.00602**	**0.00602**	**175**	**0.940**	**175.940**

DATA TABLE 1

SOIL ANALYTICAL SUMMARY - BTEX/TPH
GLADIOLA STATION
LEA COUNTY, NEW MEXICO
MAY 2004 - AUGUST 2009

Sample ID	Date	Depth (feet)	Benzene (mg/kg)	Ethyl-Benzene (mg/kg)	Toluene (mg/kg)	Xylenes (mg/kg)	Total BTEX (mg/kg)	TPH (8015B) TPH DRO (mg/kg)	TPH GRO (mg/kg)	Total TPH DRO/GRO (mg/kg)
NMOCD Site RRALS (in mg/kg)			10	--	--	--	50	--	--	100
MW-16	4/28/2008	4-5	**0.00159**	<0.000984	<0.000984	<0.00295	**0.00159**	<4.97	<0.0984	BDL
	4/28/2008	14-15	<0.000998	<0.000998	<0.000998	<0.00299	BDL	<4.89	<0.0998	BDL
	4/28/2008	19-20	<0.000988	<0.000988	<0.000988	<0.00296	BDL	<4.97	<0.0988	BDL
	4/28/2008	29-30	<0.000988	<0.000988	<0.000988	<0.00296	BDL	**35.5**	<0.0988	**35.5**
SB-12	4/29/2008	9-10	**0.00382**	**2.51**	**0.0512**	**13.6**	**16.2**	**3,820**	**679**	**4,499**
	4/29/2008	14-15	**0.00226**	**2.20**	**0.118**	**16.0**	**18.3**	**4,310**	**419**	**4,729**
	4/29/2008	29-30	**0.00381**	**1.56**	**0.0913**	**7.67**	**9.33**	**1,300**	**250**	**1,550**
SB-13	4/29/2008	4-5	<0.000967	<0.000967	<0.000967	<0.00290	BDL	**9.25**	**0.294**	**9.544**
	4/29/2008	19-20	<0.000992	<0.000992	<0.000992	<0.00298	BDL	<4.99	<0.0992	BDL
	4/29/2008	29-30	<0.000978	<0.000978	<0.000978	<0.00294	BDL	<4.84	<0.0978	BDL
MW-17	8/13/2009	5-10	<0.000870	<0.000870	<0.000870	<0.00261	BDL	**9.69**	<0.0870	**9.69**
	8/13/2009	15-20	<0.000917	<0.000917	<0.000917	<0.00275	BDL	**14.7**	<0.0917	**14.7**
	8/13/2009	20-25	<0.000982	<0.000982	<0.000982	<0.00295	BDL	<4.96	<0.0982	BDL
	8/13/2009	30-35	<0.000963	<0.000963	<0.000963	<0.00289	BDL	**48.3**	<0.0963	**48.3**
MW-18	8/13/2009	0-5	<0.000960	<0.000960	<0.000960	<0.00288	BDL	**5.70**	<0.0960	**5.70**
	8/13/2009	15-20	<0.00931	<0.00931	<0.00931	<0.00279	BDL	<4.90	<0.0931	BDL
	8/13/2009	25-30	**0.00153**	**0.00900**	**0.00503**	**0.0957**	**0.11126**	**296**	**3.89**	**299.89**
MW-19	8/13/2009	5-10	<0.000835	<0.000835	<0.000835	<0.00250	BDL	**10.2**	<0.0835	**10.2**
	8/13/2009	10-15	<0.000931	<0.000931	<0.000931	<0.00279	BDL	**7.03**	<0.0931	**7.03**
	8/13/2009	25-30	<0.000882	<0.000882	<0.000882	<0.00265	BDL	**5.59**	<0.0882	**5.59**
MW-20	8/14/2009	5-10	<0.000876	<0.000876	<0.000876	<0.00263	BDL	**9.33**	<0.0876	**9.33**
	8/14/2009	10-15	<0.000893	<0.000893	<0.000893	<0.00268	BDL	<4.88	<0.0893	BDL
	8/14/2009	25-30	<0.000864	<0.000864	<0.000864	<0.00259	BDL	**14.0**	<0.0864	**14.0**

DATA TABLE 1

SOIL ANALYTICAL SUMMARY - BTEX/TPH
GLADIOLA STATION
LEA COUNTY, NEW MEXICO
MAY 2004 - AUGUST 2009

Sample ID	Date	Depth (feet)	Benzene (mg/kg)	Ethyl-Benzene (mg/kg)	Toluene (mg/kg)	Xylenes (mg/kg)	Total BTEX (mg/kg)	TPH (8015B) TPH DRO (mg/kg)	TPH GRO (mg/kg)	Total TPH DRO/GRO (mg/kg)
NMOCD Site RRALS (in mg/kg)			10	--	--	--	50	--	--	100
MW-21	8/14/2009	5-10	<0.000896	<0.000896	<0.000896	<0.00269	BDL	<4.96	<0.0896	BDL
	8/14/2009	15-20	<0.000880	<0.000880	<0.000880	<0.00264	BDL	<4.99	<0.0880	BDL
	8/14/2009	25-30	<0.000952	<0.000952	<0.000952	<0.00286	BDL	<4.94	<0.0952	BDL
SB-14	8/14/2009	4-6	<0.000956	<0.000956	<0.000956	<0.00287	BDL	**5.69**	<0.0956	**5.69**
	8/14/2009	10-12	<0.000911	<0.000911	<0.000911	<0.00273	BDL	<4.97	<0.0911	BDL
	8/14/2009	24-26	**0.0034**	**0.0358**	**0.0191**	**0.124**	**0.1823**	**354**	**3.43**	**357.43**
SB-15	8/14/2009	8-10	**0.00405**	**0.0157**	**0.0172**	**0.395**	**0.43195**	**1,350**	**9.89**	**1,359.89**
	8/14/2009	12-14	**0.0228**	**0.0545**	**0.117**	**0.585**	**0.7793**	**1,230**	**16.8**	**1,246.8**
	8/14/2009	22-24	**0.00689**	**0.0956**	**0.0600**	**0.483**	**0.64549**	**746**	**10.1**	**756.1**

Notes:

NMOCD RRAL = New Mexico Oil Conservation Division Recommended Remediation Action Levels for Sites with Total Ranking Score >19

BTEX analysis by EPA Method 8021

TPH analysis by EPA Method 8015 Modified

BDL = Below Detection Limits

Bold = concentrations within detection limits

[ ] = Above NMOCD action levels

DATA TABLE 2

GROUNDWATER GAUGING SUMMARY
MAY 2004 - AUGUST 2009
GLADIOLA STATION
LEA COUNTY, NEW MEXICO

MONITOR WELL (Screen Interval-feet BGS)	Top of Casing Elevation (feet AMSL)	DATE	Depth to Water (feet BTOC)	Depth to LNAPL (feet BTOC)	LNAPL Thickness (feet)	Corrected Groundwater Elevation (feet AMSL)
MW-1	3,863.81	5/17/2004	32.74	ND	ND	3,831.07
(22.71-42.71)	3,863.81	11/30/2004	30.83	28.40	2.43	3,835.00
	3,863.81	5/5/2005	29.20	28.43	0.77	3,835.25
	3,863.81	7/20/2006	28.71	28.13	0.58	3,835.58
	3,863.81	2/6/2007	28.92	28.46	0.46	3,835.27
	3,863.81	4/15/2008	29.45	29.06	0.39	3,834.68
	3,863.81	9/20/2008	29.58	29.24	0.34	3,834.51
	3,863.81	2/15/2009	30.50	30.15	0.35	3,833.60
	3,863.81	5/19/2009	30.85	30.42	0.43	3,833.32
	3,865.14	8/18/2009	31.75	31.40	0.35	3,833.68
MW-2	3,867.89	5/17/2004	37.04	ND	ND	3,830.85
(27.59 - 47.59)	3,867.89	11/30/2004	35.61	33.68	1.93	3,833.88
	3,867.89	5/5/2005	33.36	32.91	0.45	3,834.90
	3,867.89	7/20/2006	33.14	32.90	0.24	3,834.95
	3,867.89	2/6/2007	33.07	32.95	0.12	3,834.92
	3,867.89	4/15/2008	38.81	32.37	6.44	3,834.43
	3,867.89	9/20/2008	38.97	32.92	6.05	3,833.94
	3,867.89	2/15/2009	38.95	33.52	5.43	3,833.45
	3,867.89	5/19/2009	38.63	34.01	4.62	3,833.09
	3,867.89	8/18/2009	39.00	34.15	4.85	3,832.92
MW-3	3,863.72	5/17/2004	32.79	ND	ND	3,830.93
(24.20 - 44.20)	3,863.72	11/30/2004	30.08	29.64	0.44	3,834.01
	3,863.72	5/5/2005	28.90	28.66	0.24	3,835.02
	3,863.72	7/20/2006	28.87	28.62	0.25	3,835.06
	3,863.72	2/6/2007	28.79	28.68	0.11	3,835.02
	3,863.72	4/15/2008	29.42	29.20	0.22	3,834.48
	3,863.72	9/20/2008	29.99	29.79	0.20	3,833.90
	3,863.72	2/15/2009	29.90	29.75	0.15	3,833.94
	3,863.72	5/19/2009	30.82	30.53	0.29	3,833.14
	3,863.72	8/18/2009	31.15	30.80	0.35	3,832.86
MW-4	3,864.66	7/20/2006	29.57	ND	ND	3,835.09
(23.97 - 38.97)	3,864.66	2/6/2007	29.66	ND	ND	3,835.00
	3,864.66	4/15/2008	30.21	ND	ND	3,834.45
	3,864.66	9/20/2008	30.75	30.73	0.02	3,833.93
	3,864.66	2/15/2009	31.09	31.08	0.01	3,833.58
	3,864.66	5/19/2009	31.73	31.53	0.20	3,833.10
	3,864.66	8/18/2009	31.82	31.65	0.17	3,832.98

DATA TABLE 2

GROUNDWATER GAUGING SUMMARY
MAY 2004 - AUGUST 2009
GLADIOLA STATION
LEA COUNTY, NEW MEXICO

MONITOR WELL (Screen Interval-feet BGS)	Top of Casing Elevation (feet AMSL)	DATE	Depth to Water (feet BTOC)	Depth to LNAPL (feet BTOC)	LNAPL Thickness (feet)	Corrected Groundwater Elevation (feet AMSL)
MW-5	3,866.99	7/20/2006	31.82	ND	ND	3,835.17
(27.19 - 47.19)	3,866.99	2/6/2007	31.93	ND	ND	3,835.06
	3,866.99	4/15/2008	32.45	ND	ND	3,834.54
	3,866.99	9/20/2008	33.07	ND	ND	3,833.92
	3,866.99	2/15/2009	33.54	ND	ND	3,833.45
	3,866.99	5/19/2009	33.83	ND	ND	3,833.16
	3,866.99	8/18/2009	34.15	ND	ND	3,832.84
MW-6	3,867.00	7/20/2006	31.84	ND	ND	3,835.16
(27.05 - 42.05)	3,867.00	2/6/2007	31.93	ND	ND	3,835.07
	3,867.00	4/15/2008	32.51	ND	ND	3,834.49
	3,867.00	9/20/2008	33.08	ND	ND	3,833.92
	3,867.00	2/15/2009	33.51	ND	ND	3,833.49
	3,867.00	5/18/2009	33.87	ND	ND	3,833.13
	3,867.00	8/18/2009	34.15	ND	ND	3,832.85
MW-7	3,864.14	7/20/2006	29.05	ND	ND	3,835.09
(24.35 - 39.35)	3,864.14	2/6/2007	29.08	ND	ND	3,835.06
	3,864.14	4/15/2008	29.67	ND	ND	3,834.47
	3,864.14	9/20/2008	30.17	ND	ND	3,833.97
	3,864.14	2/15/2009	30.54	ND	ND	3,833.60
	3,864.14	5/18/2009	31.08	ND	ND	3,833.06
	3,864.14	8/18/2009	31.20	ND	ND	3,832.94
MW-8	3,863.80	7/20/2006	28.74	ND	ND	3,835.06
(23.05 - 38.05)	3,863.80	2/6/2007	28.82	ND	ND	3,834.98
	3,863.80	4/15/2008	29.40	ND	ND	3,834.40
	3,863.80	9/20/2008	29.92	ND	ND	3,833.88
	3,863.80	2/15/2009	30.31	ND	ND	3,833.49
	3,863.80	5/18/2009	30.72	ND	ND	3,833.08
	3,863.80	8/18/2009	29.95	ND	ND	3,833.85
MW-9	3,868.29	7/20/2006	33.48	ND	ND	3,834.81
(27.64 - 42.64)	3,868.29	2/6/2007	33.60	ND	ND	3,834.69
	3,868.29	4/15/2008	34.10	ND	ND	3,834.19
	3,868.29	9/20/2008	34.66	ND	ND	3,833.63
	3,868.29	2/15/2009	35.16	ND	ND	3,833.13
	3,868.29	5/18/2009	35.44	ND	ND	3,832.85
	3,868.29	8/18/2009	35.70	ND	ND	3,832.59

DATA TABLE 2

GROUNDWATER GAUGING SUMMARY
MAY 2004 - AUGUST 2009
GLADIOLA STATION
LEA COUNTY, NEW MEXICO

MONITOR WELL (Screen Interval-feet BGS)	Top of Casing Elevation (feet AMSL)	DATE	Depth to Water (feet BTOC)	Depth to LNAPL (feet BTOC)	LNAPL Thickness (feet)	Corrected Groundwater Elevation (feet AMSL)
MW-10	3,868.85	7/20/2006	34.10	ND	ND	3,834.75
(28.08 - 43.08)	3,868.85	2/6/2007	34.22	ND	ND	3,834.63
	3,868.85	4/15/2008	34.76	ND	ND	3,834.09
	3,868.85	9/20/2008	35.34	ND	ND	3,833.51
	3,868.85	2/15/2009	35.84	ND	ND	3,833.01
	3,868.85	5/18/2009	36.12	ND	ND	3,832.73
	3,868.85	8/18/2009	36.40	ND	ND	3,832.45
MW-11	3,868.06	4/30/2008	31.50	ND	ND	3,836.56
(29.00-44.00)	3,868.06	9/20/2008	34.65	ND	ND	3,833.41
	3,868.06	2/15/2009	35.12	ND	ND	3,832.94
	3,868.06	5/18/2009	35.42	ND	ND	3,832.64
	3,868.06	8/18/2009	35.75	ND	ND	3,832.31
MW-12	3,867.74	4/30/2008	31.50	ND	ND	3,836.24
(30.00-45.00)	3,867.74	9/20/2008	34.12	ND	ND	3,833.62
	3,867.74	2/15/2009	34.67	ND	ND	3,833.07
	3,867.74	5/19/2009	34.98	ND	ND	3,832.76
	3,867.74	8/18/2009	35.20	ND	ND	3,832.54
MW-13	3,867.11	4/30/2008	29.65	ND	ND	3,837.46
(30.00-45.00)	3,867.11	9/20/2008	33.11	ND	ND	3,834.00
	3,867.11	2/15/2009	33.62	ND	ND	3,833.49
	3,867.11	5/19/2009	33.88	ND	ND	3,833.23
	3,867.11	8/18/2009	34.32	34.20	0.12	3,832.89
MW-14	3,866.92	4/30/2008	29.48	ND	ND	3,837.44
(27.00-42.00)	3,866.92	9/20/2008	32.82	ND	ND	3,834.10
	3,866.92	2/15/2009	33.37	ND	ND	3,833.55
	3,866.92	5/19/2009	33.64	ND	ND	3,833.28
	3,866.92	8/18/2009	33.98	ND	ND	3,832.94
MW-15	3,867.19	4/30/2008	29.74	ND	ND	3,837.45
(29.00-44.00)	3,867.19	9/20/2008	33.26	33.25	0.01	3,833.94
	3,867.19	2/15/2009	33.82	33.73	0.09	3,833.44
	3,867.19	5/19/2009	34.20	34.04	0.16	3,833.12
	3,867.19	8/18/2009	34.40	34.25	0.15	3,832.91
MW-16	3,867.02	4/30/2008	29.95	ND	ND	3,837.07
(26.50-41.50)	3,867.02	9/20/2008	32.94	ND	ND	3,834.08
	3,867.02	2/15/2009	33.39	ND	ND	3,833.63
	3,867.02	5/18/2009	33.73	ND	ND	3,833.29
	3,867.02	8/18/2009	34.00	ND	ND	3,833.02
MW-17 (29.50-44.50)	3,867.64	8/18/2009	35.22	ND	ND	3,832.42

DATA TABLE 2

GROUNDWATER GAUGING SUMMARY
MAY 2004 - AUGUST 2009
GLADIOLA STATION
LEA COUNTY, NEW MEXICO

MONITOR WELL (Screen Interval-feet BGS)	Top of Casing Elevation (feet AMSL)	DATE	Depth to Water (feet BTOC)	Depth to LNAPL (feet BTOC)	LNAPL Thickness (feet)	Corrected Groundwater Elevation (feet AMSL)
MW-18 (27.00-42.00)	3,867.31	8/18/2009	34.45	ND	ND	3,832.86
MW-19 (27.00-42.00)	3,867.26	8/18/2009	34.22	ND	ND	3,833.04
MW-20 (29.50-44.50)	3,867.50	8/18/2009	34.69	ND	ND	3,832.81
MW-21 (29.50-44.50)	3,867.43	8/18/2009	34.42	ND	ND	3,833.01

Notes:

All depths measured from top of casing.

Professional survey completed on 6/11/2008 by West Company of Midland, Texas. Monitor wells MW-1 and MW-17 through MW-21 were professionally surveyed on 8/18/2009 by West Company of Midland. Monitor well MW-1 was surveyed again in August 2009 due to adjustments made during the installation of a new surface completion.

Groundwater elevations in monitoring wells containing LNAPL calculated using an LNAPL specific gravity of 0.83.

LNAPL = light non=aqueous phase liquid

feet AMSL = feet above mean sea level

feet BTOC = feet below top of casing

feet BGS = feet below ground surface

ND = LNAPL not detected

DATA TABLE 3

SUMMARY OF GROUNDWATER ANALYTICAL DATA
BTEX AND NAPHTHALENES
GLADIOLA STATION
LEA COUNTY, NEW MEXICO
JULY 2006 - AUGUST 2009

Sample	Sample Date	Benzene (mg/L)	Ethylbenzene (mg/L)	Toluene (mg/L)	Total Xylenes (mg/L)	1-Methyl-naphthalene (mg/L)	2-Methyl-naphthalene (mg/L)	Naphthalene (mg/L)	Total Naphthalene (mg/L)
NMWQCC Standards (mg/L)		0.01	0.75	0.75	0.62	---	---	---	0.03
MW-1	7/24/2006(1)	1.60	0.181	0.236	0.815	0.194	0.109	0.0639	0.3669
	2/8/2007(1)	1.10	0.362	0.106	1.46	0.178	0.300	0.139	0.6170
	4/15/2008	NS	NS	NS	NS	NS	NS	NS	NS
	9/26/2008(1)	1.030	0.551	0.00434	1.630	0.0400	0.0522	0.0553	0.1475
	2/6/2009	NS	NS	NS	NS	NS	NS	NS	NS
	5/19/2009(1)	1.120	0.563	0.00132	1.220	0.0313	0.0403	0.0461	0.1177
	8/19/2009(1)	1.060	0.670	0.227	1.510	3.940 R1	1.940	0.627	6.507 R1
MW-2	7/25/2006(1)	0.00492	0.142	0.0142	0.166	0.163	0.0696	0.0211	0.2537
	2/8/2007(1)	0.0550	0.0726	0.0111	0.105	0.258	0.238	0.0208	0.5168
	4/15/2008	NS	NS	NS	NS	NS	NS	NS	NS
	9/26/2008(1)	2.570	0.504	2.660	1.210	0.201	0.287	0.117	0.0484
	2/6/2009	NS	NS	NS	NS	NS	NS	NS	NS
	5/19/2009	NS -LNAPL entered bailer during each sampling attempt.							
	8/19/2009(1)	2.700	0.495	2.44	1.110	5.070 R1	2.750	0.730	8.550 R1
MW-3	7/24/2006(1)	0.0452	0.0974	0.00715	0.015	0.161	0.0752	0.0315	0.2677
	2/8/2007(1)	0.586	0.114	0.00522	0.360	0.220	0.255	0.053	0.5280
	4/15/2008	NS	NS	NS	NS	NS	NS	NS	NS
	9/26/2008(1)	1.550	0.133	<0.00100	0.310	0.0154	0.0162	0.0146	0.0462
	2/6/2009	NS	NS	NS	NS	NS	NS	NS	NS
	5/19/2009(1)	1.200	0.116	<0.00100	0.206	0.0199	0.0215	0.0164	0.0578
	8/19/2009(1)	2.050	0.174	<0.00100	0.317	0.245	0.0885	0.0353 R1	0.3688 R1

DATA TABLE 3

SUMMARY OF GROUNDWATER ANALYTICAL DATA
BTEX AND NAPHTHALENES
GLADIOLA STATION
LEA COUNTY, NEW MEXICO
JULY 2006 - AUGUST 2009

Sample	Sample Date	Benzene (mg/L)	Ethylbenzene (mg/L)	Toluene (mg/L)	Total Xylenes (mg/L)	1-Methyl-naphthalene (mg/L)	2-Methyl-naphthalene (mg/L)	Naphthalene (mg/L)	Total Naphthalene (mg/L)
NMWQCC Standards (mg/L)		**0.01**	**0.75**	**0.75**	**0.62**	---	---	---	**0.03**
MW-4	7/25/2006	**3.14**	**0.153**	**0.0387**	**0.318**	**0.0373**	**0.0286**	**0.0227**	**0.0886**
	2/7/2007	**2.78**	**0.215**	**0.0239**	**0.451**	**0.0553**	**0.147**	**0.027**	**0.2293**
	4/15/2008	**3.39**	**0.337**	**0.0151**	**0.662**	**0.0320**	**0.0428**	**0.0406**	**0.1154**
	9/26/2008(1)	**2.950**	**0.328**	**0.0276**	**0.688**	**0.0271**	**0.0392**	**0.0397**	**0.1060**
	2/6/2009	NS	NS	NS	NS	NS	NS	NS	NS
	5/19/2009(1)	**1.930**	**0.170**	**0.00189**	**0.546**	<0.0526	<0.0526	<0.0526	<0.1578
	8/19/2009(1)	**2.890**	**0.336**	<0.00100	**0.600**	**0.0578**	**0.0509**	**0.0369**	**0.1456**
MW-5	7/20/2006	**6.93**	**0.567**	**0.374**	**1.14**	**0.0914**	**0.0563**	**0.0589**	**0.2066**
	2/7/2007	**6.91**	**0.905**	**0.297**	**1.74**	**0.105**	**0.218**	**0.117**	**0.4400**
	4/15/2008	**5.44**	**0.763**	**0.0686**	**1.33**	**0.0451**	**0.0547**	**0.0693**	**0.1691**
	9/26/2008	**6.170**	**0.736**	**0.0979**	**1.220**	**0.0443**	**0.605**	**0.074**	**0.1671**
	2/6/2009	**5.610**	**0.849**	**0.0514**	**1.410**	NA	NA	**0.0958**	NA
	2/6/2009 Dup.	**5.260**	**0.835**	**0.0438**	**1.320**	NA	NA	**0.0932**	NA
	5/19/2009	**5.080**	**0.681**	**0.0436**	**1.180**	**0.0573**	**0.0676**	**0.0873**	**0.2122**
	8/19/2009	**4.680**	**0.726**	**0.0567**	**0.932**	**0.189** R1	**0.103**	**0.105**	**0.397**
	8/19/2009 Dup.	**4.790**	**0.709**	**0.0732**	**1.100**	**0.171** R1	**0.0707**	**0.0954**	**0.3371** R1
MW-6	7/21/2006	**0.0340**	**0.001**	**0.001**	**0.0531**	<0.000943	**0.00641**	<0.000943	**0.006410**
	2/7/2007	**0.00667**	<0.001	<0.001	**0.0245**	<0.00111	<0.00111	<0.00111	<0.00333
	4/15/2008	**1.34**	<0.001	<0.001	<0.003	<0.00990	<0.00990	<0.00990	<0.02970
	9/26/2008	**0.00261**	<0.00100	<0.00100	<0.00300	<0.00943	<0.00943	<0.00943	<0.02829
	2/6/2009	**0.00143**	<0.00100	<0.00100	<0.00300	NA	NA	<0.00500	NA
	5/18/2009	**0.00184**	<0.00100	<0.00100	<0.00300	<0.00952	<0.00952	<0.00952	<0.02856
	8/19/2009	<0.00100	<0.00100	<0.00100	<0.00300	<0.00100	<0.00100	<0.00100	<0.00300

DATA TABLE 3

SUMMARY OF GROUNDWATER ANALYTICAL DATA
BTEX AND NAPHTHALENES
GLADIOLA STATION
LEA COUNTY, NEW MEXICO
JULY 2006 - AUGUST 2009

Sample	Sample Date	Benzene (mg/L)	Ethylbenzene (mg/L)	Toluene (mg/L)	Total Xylenes (mg/L)	1-Methyl-naphthalene (mg/L)	2-Methyl-naphthalene (mg/L)	Naphthalene (mg/L)	Total Naphthalene (mg/L)
NMWQCC Standards (mg/L)		**0.01**	**0.75**	**0.75**	**0.62**	---	---	---	**0.03**
MW-7	7/25/2006	**0.0279**	**0.00385**	**0.00113**	**0.0288**	**0.00855**	**0.00879**	**0.00383**	**0.02117**
	2/7/2007	**0.0332**	**0.0244**	<0.001	**0.0276**	**0.0215**	**0.0150**	**0.00284**	**0.03934**
	4/15/2008	**0.0147**	**0.00422**	<0.001	**0.0167**	<0.00971	<0.00971	<0.00971	<0.02913
	9/26/2008	**0.0194**	**0.00260**	<0.00100	**0.0161**	<0.00943	<0.00943	<0.00943	<0.02829
	2/5/2009	**0.0158**	**0.00424**	<0.00100	**0.0122**	NA	NA	**0.00701**	NA
	5/18/2009	**0.0138**	**0.00270**	<0.00100	**0.0107**	<0.0100	<0.0100	<0.0100	<0.0300
	8/19/2009	**0.0250**	<0.00100	<0.00100	**0.0160**	**0.00400**	<0.00100	**0.00227**	**0.00627**
MW-8	7/25/2006	**0.0176**	**0.00724**	**0.001**	**0.0236**	**0.00472**	<0.000939	<0.000939	**0.004720**
	2/7/2007	**0.00561**	**0.0138**	<0.001	**0.00655**	**0.0201**	**0.0113**	<0.00104	**0.03140**
	4/15/2008	**0.00319**	**0.00382**	<0.001	**0.00614**	<0.00962	<0.00962	<0.00962	<0.02886
	9/26/2008	**0.00385**	**0.00722**	<0.00100	**0.0151**	<0.00980	<0.00980	<0.00980	<0.02940
	2/5/2009	**0.00337**	**0.00552**	<0.00100	**0.00313**	NA	NA	**0.00521**	NA
	5/18/2009	**0.00201**	**0.00406**	<0.00100	**0.00337**	<0.00952	<0.00952	<0.00952	<0.02856
	8/19/2009	<0.00100	**0.00318**	<0.00100	**0.00620**	**0.00674** R1	**0.00354** R1	<0.00103	**0.01028** R1
MW-9	7/21/2006	**0.00137**	**0.001**	**0.001**	**0.003**	<0.00099	<0.00099	<0.00099	<0.00297
	2/6/2007	**0.00170**	<0.001	<0.001	<0.003	**0.0148**	**0.00424**	<0.00104	**0.01904**
	4/15/2008	**0.00254**	<0.001	<0.001	<0.003	<0.00971	<0.00971	<0.00971	<0.02913
	9/26/2008	<0.00100	<0.00100	<0.00100	<0.00300	<0.00962	<0.00962	<0.00962	<0.02886
	2/5/2009	**0.00585**	<0.00100	<0.00100	<0.00300	NA	NA	<0.00500	NA
	5/18/2009	**0.00404**	<0.00100	<0.00100	<0.00300	<0.00952	<0.00952	<0.00952	<0.02856
	8/19/2009	<0.00100	<0.00100	<0.00100	<0.00300	<0.000971	<0.000971	<0.000971	<0.002913

DATA TABLE 3

SUMMARY OF GROUNDWATER ANALYTICAL DATA
BTEX AND NAPHTHALENES
GLADIOLA STATION
LEA COUNTY, NEW MEXICO
JULY 2006 - AUGUST 2009

Sample	Sample Date	Benzene (mg/L)	Ethylbenzene (mg/L)	Toluene (mg/L)	Total Xylenes (mg/L)	1-Methyl-naphthalene (mg/L)	2-Methyl-naphthalene (mg/L)	Naphthalene (mg/L)	Total Naphthalene (mg/L)
NMWQCC Standards (mg/L)		**0.01**	**0.75**	**0.75**	**0.62**	---	---	---	**0.03**
MW-10	7/21/2006	**0.0133**	**0.001**	**0.001**	**0.003**	**0.001**	**0.001**	**<0.001**	**0.001**
	2/6/2007	**0.0115**	<0.001	<0.001	<0.003	<0.00110	<0.00110	<0.00110	<0.00330
	4/15/2008	**0.00599**	<0.001	<0.001	<0.003	<0.00971	<0.00971	<0.00971	<0.02913
	9/26/2008	**0.00635**	<0.00100	<0.00100	<0.00300	<0.0100	<0.0100	<0.0100	<0.0300
	2/5/2009	**0.00409**	<0.00100	<0.00100	<0.00300	NA	NA	<0.00500	NA
	5/18/2009	**0.00348**	<0.00100	<0.00100	<0.00300	<0.00952	<0.00952	<0.00952	<0.02856
	8/19/2009	<0.00100	<0.00100	<0.00100	<0.00300	<0.000980	**0.00268**	<0.000980	**0.00268**
MW-11	4/30/2008	<0.001	<0.001	<0.001	<0.003	<0.00971	<0.00971	<0.00971	<0.02913
	9/26/2008	**0.00351**	<0.00100	<0.00100	<0.003	<0.00962	<0.00962	<0.00962	<0.02886
	2/5/2009	**0.00401**	<0.00100	<0.00100	<0.00300	NA	NA	<0.00500	NA
	5/18/2009	**0.00382**	<0.00100	<0.00100	<0.00300	<0.00943	<0.00943	<0.00943	<0.02829
	8/19/2009	<0.00100	<0.00100	<0.00100	<0.00300	<0.00100	**0.00334**	<0.00100	**0.00334**
MW-12	4/30/2008	**0.0504**	**0.242**	**0.00401**	**0.598**	**0.0316**	**0.0241**	**0.0327**	**0.0884**
	9/26/2008	**0.222**	**0.978**	**0.0116**	**1.840**	**0.0512**	**0.0613**	**0.0909**	**0.2034**
	2/5/2009	**0.178**	**1.190**	**0.0134**	**2.220**	NA	NA	**0.120**	NA
	5/19/2009	**0.143**	**0.882**	**0.0128**	**1.650**	**0.0434**	**0.0534**	**0.0726**	**0.1694**
	8/19/2009	**0.162**	**0.937**	**0.00987**	**1.680**	**0.159** R1	**0.0808**	**0.120**	**0.3598** R1
MW-13	4/30/2008	**3.640**	**0.292**	**0.102**	**0.499**	**0.0279**	**0.0329**	**0.0366**	**0.0974**
	9/26/2008	**9.260**	**0.972**	**0.513**	**1.710**	<0.00980	<0.00980	**0.0986**	**0.0986**
	2/6/2009	**10.100**	**1.050**	**0.554**	**1.890**	NA	NA	**0.118**	NA
	5/19/2009	**8.440**	**0.842**	**0.323**	**1.380**	**0.0712**	**0.0888**	**0.121**	**0.281**
	8/19/2009[1]	**8.130**	**0.950**	**0.305**	**2.070**	**0.291** R1	**0.147**	**0.120**	**0.558** R1

DATA TABLE 3

SUMMARY OF GROUNDWATER ANALYTICAL DATA
BTEX AND NAPHTHALENES
GLADIOLA STATION
LEA COUNTY, NEW MEXICO
JULY 2006 - AUGUST 2009

Sample	Sample Date	Benzene (mg/L)	Ethylbenzene (mg/L)	Toluene (mg/L)	Total Xylenes (mg/L)	1-Methyl-naphthalene (mg/L)	2-Methyl-naphthalene (mg/L)	Naphthalene (mg/L)	Total Naphthalene (mg/L)
NMWQCC Standards (mg/L)		**0.01**	**0.75**	**0.75**	**0.62**	---	---	---	**0.03**
MW-14	4/30/2008	**0.0449**	**0.0231**	**0.00125**	**0.0341**	<0.00971	<0.00971	<0.00971	<0.02913
	9/26/2008	**0.123**	**0.0164**	**0.00187**	**0.0911**	**0.0103**	**0.0108**	**0.0120**	**0.0331**
	2/6/2009	**0.240**	**0.246**	**0.00986**	**0.166**	NA	NA	**0.0528**	NA
	5/19/2009	**0.120**	**0.0971**	**0.00203**	**0.0386**	<0.00952	<0.00952	**0.00956**	**0.00956**
	8/19/2009	**0.112**	**0.110**	<0.00100	**0.0444**	**0.0547** R1	**0.0172**	**0.00923**	**0.08113** R1
MW-15	4/30/2008	**1.230**	**0.320**	**0.167**	**0.554**	**0.0318**	**0.0395**	**0.0367**	**0.1080**
	9/26/2008(1)	**6.540**	**1.130**	**1.350**	**2.400**	**0.0636**	**0.0825**	**0.0902**	**0.2363**
	2/6/2009	NS	NS	NS	NS	NS	NS	NS	NS
	5/19/2009(1)	**3.800**	**0.848**	**0.632**	**1.800**	**0.0380**	**0.0484**	**0.0658**	**0.1522**
	8/19/2009(1)	**3.850**	**0.799**	**0.892**	**2.250**	**0.202** R1	**0.118**	**0.1690**	**0.4890** R1
MW-16	4/30/2008	**0.00321**	**0.0237**	<0.001	**0.0376**	<0.0103	<0.0103	<0.0103	<0.0309
	9/26/2008	**0.00317**	**0.0253**	<0.00100	**0.0790**	<0.00943	<0.00943	<0.00943	<0.02829
	2/6/2009	**0.0113**	**0.0426**	<0.00100	**0.0634**	NA	NA	**0.0228**	NA
	5/18/2009	**0.00670**	**0.0488**	<0.00100	**0.0526**	<0.00943	<0.00943	<0.00943	<0.02829
	8/19/2009	**0.00419**	**0.0251**	<0.00100	**0.0797**	**0.00603** R10	**0.0127** R1	**0.00429** R1	**0.02302** R10, R1
MW-17	8/19/2009	**1.280**	**0.845**	**0.0146**	**1.190**	**0.188** R1	**0.0768**	**0.134**	**0.3988** R1
MW-18	8/19/2009	**2.400**	**0.681**	**0.0206**	**0.836**	**0.141** R1	**0.0193**	**0.0213**	**0.1816** R1
MW-19	8/19/2009	<0.00100	<0.00100	<0.00100	<0.00300	<0.00100	<0.00100	<0.00100	<0.00300

DATA TABLE 3

SUMMARY OF GROUNDWATER ANALYTICAL DATA
BTEX AND NAPHTHALENES
GLADIOLA STATION
LEA COUNTY, NEW MEXICO
JULY 2006 - AUGUST 2009

Sample	Sample Date	Benzene (mg/L)	Ethylbenzene (mg/L)	Toluene (mg/L)	Total Xylenes (mg/L)	1-Methyl-naphthalene (mg/L)	2-Methyl-naphthalene (mg/L)	Naphthalene (mg/L)	Total Naphthalene (mg/L)
NMWQCC Standards (mg/L)		**0.01**	**0.75**	**0.75**	**0.62**	---	---	---	**0.03**
MW-20	8/19/2009	<0.00100	<0.00100	<0.00100	<0.00300	<0.000971	<0.000971	<0.000971	<0.002913
MW-21	8/19/2009	<0.00100	<0.00100	<0.00100	<0.00300	**0.00156**	<0.000980	<0.000980	**0.00156**

Notes:

mg/L = milligrams per liter

NMWQCC Standards = New Mexico Water Quality Control Commission Human Health Standards for Groundwater of 10,000 mg/L TDS Concentration or Less

[ ] = Above NMWQCC standards

BDL = Below Laboratory Detection Limits

Dup. = Duplicate Sample

LNAPL = Light Non-Aqueous Phase Liquids

NA = Not Analyzed

NS = Not Sampled

R1 = The relative percent difference between the primary and confirmatory analysis exceeded 40%. The higher value was reported.

R10 = The relative percent difference between the primary and confirmatory analysis exceeded 40%. The lower value was reported due to apparent chromatographic problems.

(1) = Sampled collected from below the LNAPL.

Benzene, toluene, ethylbenzene and total xylenes (BTEX) were analyzed by EPA Method 8021B in July 2006 and February 2007, and by EPA Method 8260B from 2008 to present.

Total Naphthalene = 1- and 2-Methylnaphthalene and Naphthalene

Naphthalenes analyzed by EPA Method 8310 in July 2006, February 2007, and September 2009.

Naphthalenes analyzed by EPA Method 8270C in April and September 2008 and May 2009.

Naphthalene analyzed by EPA Method 8260B in February 2009.

DATA TABLE 4

SUMMARY OF GROUNDWATER ANALYTICAL DATA
SEMIVOLATILE ORGANICS
GLADIOLA STATION
LEA COUNTY, NEW MEXICO
JULY 2006 - AUGUST 2009

Sample	Sample Date	Acenaphthene (mg/L)	Acenaphthylene (mg/L)	Anthracene (mg/L)	Benzo(a) Anthracene (mg/L)	Benzo(a) Pyrene (mg/L)	Benzo(b) Fluoranthene (mg/L)	Benzo(g,h,i) Perylene (mg/L)	Benzo(k) Fluoranthene (mg/L)	Chrysene (mg/L)	Dibenz(a,h) anthracene (mg/L)	Fluoranthene (mg/L)	Fluorene (mg/L)	Indeno (1,2,3-cd) pyrene (mg/L)	Phenanthrene (mg/L)	Pyrene (mg/L)
NMWQCC Standards (mg/L)		---	---	---	---	0.0007	---	---	---	---	---	---	---	---	---	---
MW-1	7/24/2006(1)	<0.00101	<0.00101	0.141	0.0165	0.00260	0.000971	<0.000202	0.00128	0.0111	<0.000202	0.0788	0.00614	<0.000202	0.00434	0.0246
	2/8/2007(1)	<0.00105	<0.00526	<0.00526	0.00603	<0.000105	0.00267	<0.000211	0.000886	0.00615	0.0104	0.153	0.0153	<0.000211	0.0489	0.0493
	4/15/2008	NS	NS	NS	NS	NS	NS	NS	NS	NS	NS	NS	NS	NS	NS	NS
	9/26/2008(1)	<0.0100	<0.0100	<0.0100	<0.0100	<0.0100	<0.0100	<0.0100	<0.0100	<0.0100	<0.0100	<0.0100	<0.0100	<0.0100	<0.0100	<0.0100
	5/19/2009(1)	<0.0100	<0.0100	<0.0100	<0.0100	<0.0100	<0.0100	<0.0100	<0.0100	<0.0100	<0.0100	<0.0100	<0.0100	<0.0100	<0.0100	<0.0100
	8/19/2009(1)	<0.0200	<0.100	0.0871 R12	0.162 R1	<0.00200	0.0369	0.0358 R1	0.0321 R1	0.323	0.0550 R1	1.660 R1	0.0895	0.0210	1.620 R1	1.470 R1
MW-2	7/25/2006(1)	<0.000939	0.00217	0.228	0.0300	0.00533	0.0173	0.000665	0.00101	0.0420	0.00186	0.155	0.00823	<0.000188	0.0603	0.0333
	2/8/2007(1)	<0.00109	<0.00543	0.142	0.0128	<0.000109	0.00297	<0.000217	0.00150	0.00802	0.0156	0.0491	0.0174	<0.000217	0.232	0.075
	4/15/2008	NS	NS	NS	NS	NS	NS	NS	NS	NS	NS	NS	NS	NS	NS	NS
	9/26/2008(1)	<0.0971	<0.0971	<0.0971	<0.0971	<0.0971	<0.0971	<0.0971	<0.0971	<0.0971	<0.0971	<0.0971	<0.0971	<0.0971	<0.0971	<0.0971
	5/19/2009(1)	NS -LNAPL entered bailer.														
	8/19/2009(1)	<0.00513	<0.0256	0.0783 R12	0.157	<0.000513	0.0318 R1	0.0357 R1	0.0269 R1	0.311	0.0530 R1	0.673 R1	0.0992	0.0216	1.660 R1	1.410 R1
MW-3	7/24/2006(1)	<0.00106	<0.00106	0.127	0.0160	0.00245	0.000869	<0.000213	0.00131	0.0113	<0.000213	0.0772	0.00575	<0.000213	0.0357	0.0182
	2/8/2007(1)	<0.00111	<0.00556	0.0914	0.00885	0.00172	0.00209	<0.000222	0.00121	0.00849	0.0136	0.0437	0.012	<0.000222	0.191	0.0557
	4/15/2008	NS	NS	NS	NS	NS	NS	NS	NS	NS	NS	NS	NS	NS	NS	NS
	9/26/2008(1)	<0.0105	<0.0105	<0.0105	<0.0105	<0.0105	<0.0105	<0.0105	<0.0105	<0.0105	<0.0105	<0.0105	<0.0105	<0.0105	<0.0105	<0.0105
	5/19/2009(1)	<0.0105	<0.0105	<0.0105	<0.0105	<0.0105	<0.0105	<0.0105	<0.0105	<0.0105	<0.0105	<0.0105	<0.0105	<0.0105	<0.0105	<0.0105
	8/19/2009(1)	<0.00103	<0.00513	0.00966 R12	0.0234 R1	0.00225 R1	0.00490 R1	0.00422 R1	0.00416 R1	0.0461	0.00630 R1	0.0907 R1	0.00825	0.00271	0.146 R1	0.161 R1
MW-4	7/25/2006	<0.000939	0.0026	<0.000939	<0.000188	<0.0000939	<0.0000939	<0.000188	<0.000131	<0.0000939	<0.000188	<0.000188	0.000947	<0.000188	<0.000469	<0.000188
	2/7/2007	<0.00104	<0.00521	<0.00104	<0.000208	<0.000104	<0.000104	<0.000208	<0.000146	<0.000104	<0.000208	0.0168	0.0023	<0.000208	0.00901	0.0117
	4/15/2008	<0.00990	<0.00990	<0.00990	<0.00990	<0.00990	<0.00990	<0.00990	<0.00990	<0.00990	<0.00990	<0.00990	<0.00990	<0.00990	<0.00990	<0.00990
	9/26/2008(1)	<0.00980	<0.00980	<0.00980	<0.00980	<0.00980	<0.00980	<0.00980	<0.00980	<0.00980	<0.00980	<0.00980	<0.00980	<0.00980	<0.00980	<0.00980
	5/19/2009(1)	<0.0526	<0.0526	<0.0526	<0.0526	<0.0526	<0.0526	<0.0526	<0.0526	<0.0526	<0.0526	<0.0526	<0.0526	<0.0526	<0.0526	<0.0526
	8/19/2009(1)	<0.000971	<0.00485	<0.000971	<0.000194	<0.0000971	<0.0000971	<0.000194	<0.000136	0.00217	<0.000194	0.00365 R1	0.00126	0.000459 R1	0.0143 R1	0.00854 R1
MW-5	7/20/2006	<0.00472	0.00565	<0.000943	<0.000189	<0.0000943	<0.0000943	<0.000189	<0.000132	0.000356	<0.000189	0.00309	<0.000472	<0.000189	0.00483	<0.000189
	2/7/2007	<0.00118	<0.00588	0.0113	<0.000235	<0.000118	<0.000118	<0.000235	<0.000165	<0.000118	<0.000235	0.00227	0.00233	<0.000235	0.0075	0.0037
	4/15/2008	<0.00990	<0.00990	<0.00990	<0.00990	<0.00990	<0.00990	<0.00990	<0.00990	<0.00990	<0.00990	<0.00990	<0.00990	<0.00990	<0.00990	<0.00990
	9/26/2008	<0.0962	<0.0962	<0.0962	<0.0962	<0.0962	<0.0962	<0.0962	<0.0962	<0.0962	<0.0962	<0.0962	<0.0962	<0.0962	<0.0962	<0.0962
	5/19/2009	<0.0526	<0.0526	<0.0526	<0.0526	<0.0526	<0.0526	<0.0526	<0.0526	<0.0526	<0.0526	<0.0526	<0.0526	<0.0526	<0.0526	<0.0526
	8/19/2009	<0.000971	<0.00485	<0.000971	<0.000194	<0.0000971	<0.0000971	<0.000194	<0.000136	0.000639	<0.000194	0.00253 R1	0.00241	<0.000194	0.0194 R1	0.00619 R1
	8/19/09 Dup.	<0.000980	<0.00490	<0.000980	<0.000196	<0.0000980	0.000191 R1	<0.000196	<0.000137	0.000994	<0.000196	0.00269 R1	0.00206 R1	<0.000196	0.0192 R1	0.00682 R1
MW-6	7/21/2006	0.00467	<0.000943	<0.000943	<0.000189	<0.0000943	<0.0000943	<0.000189	<0.000132	<0.0000943	<0.000189	<0.000189	<0.000472	<0.000189	<0.000472	<0.000189
	2/7/2007	<0.00111	<0.00556	<0.00111	<0.000222	<0.000111	<0.000111	<0.000222	<0.000156	<0.000111	<0.000222	<0.000222	0.000637	<0.000222	<0.000556	<0.000222
	4/15/2008	<0.00990	<0.00990	<0.00990	<0.00990	<0.00990	<0.00990	<0.00990	<0.00990	<0.00990	<0.00990	<0.00990	<0.00990	<0.00990	<0.00990	<0.00990
	9/26/2008	<0.00943	<0.0962	<0.0962	<0.0962	<0.0962	<0.0962	<0.0962	<0.0962	<0.0962	<0.0962	<0.0962	<0.0962	<0.0962	<0.0962	<0.0962
	5/18/2009	<0.00952	<0.00952	<0.00952	<0.00952	<0.00952	<0.00952	<0.00952	<0.00952	<0.00952	<0.00952	<0.00952	<0.00952	<0.00952	<0.00952	<0.00952
	8/19/2009	<0.00100	<0.00500	<0.00100	<0.000200	<0.000100	<0.000100	<0.000200	<0.000140	<0.000100	<0.000200	<0.000200	<0.000500	<0.000200	<0.000500	<0.000200

DATA TABLE 4

SUMMARY OF GROUNDWATER ANALYTICAL DATA
SEMIVOLATILE ORGANICS
GLADIOLA STATION
LEA COUNTY, NEW MEXICO
JULY 2006 - AUGUST 2009

Sample	Sample Date	Acenaphthene (mg/L)	Acenaphthylene (mg/L)	Anthracene (mg/L)	Benzo(a) Anthracene (mg/L)	Benzo(a) Pyrene (mg/L)	Benzo(b) Fluoranthene (mg/L)	Benzo(g,h,i) Perylene (mg/L)	Benzo(k) Fluoranthene (mg/L)	Chrysene (mg/L)	Dibenz(a,h) anthracene (mg/L)	Fluoranthene (mg/L)	Fluorene (mg/L)	Indeno (1,2,3-cd) pyrene (mg/L)	Phenanthrene (mg/L)	Pyrene (mg/L)
NMWQCC Standards (mg/L)		---	---	---	---	**0.0007**	---	---	---	---	---	---	---	---	---	---
MW-7	7/25/2006	<0.000939	<0.000939	<0.000939	<0.000188	<0.0000939	<0.0000939	<0.000188	<0.000131	<0.0000939	<0.000188	<0.000188	<0.000469	<0.000188	<0.000469	<0.000188
	2/7/2007	<0.00109	<0.00543	<0.00109	<0.000217	<0.000109	<0.000109	<0.000217	<0.000152	<0.000109	<0.000217	<0.000217	0.000772	<0.000217	<0.000543	<0.000217
	4/15/2008	<0.00971	<0.00971	<0.00971	<0.00971	<0.00971	<0.00971	<0.00971	<0.00971	<0.00971	<0.00971	<0.00971	<0.00971	<0.00971	<0.00971	<0.00971
	9/26/2008	<0.00943	<0.00943	<0.00943	<0.00943	<0.00943	<0.00943	<0.00943	<0.00943	<0.00943	<0.00943	<0.00943	<0.00943	<0.00943	<0.00943	<0.00943
	5/18/2009	<0.0100	<0.0100	<0.0100	<0.0100	<0.0100	<0.0100	<0.0100	<0.0100	<0.0100	<0.0100	<0.0100	<0.0100	<0.0100	<0.0100	<0.0100
	8/19/2009	<0.00100	<0.00500	<0.00100	<0.000200	<0.000100	<0.000100	<0.000200	<0.000140	<0.000100	<0.000200	<0.000200	**0.00135**	<0.000200	<0.000500	**0.000665**
MW-8	7/25/2006	<0.000939	<0.000939	<0.000939	<0.000188	<0.0000939	<0.0000939	<0.000188	<0.000131	<0.0000939	<0.000188	<0.000188	<0.000469	<0.000188	<0.000469	<0.000188
	2/7/2007	<0.00104	<0.00521	<0.00104	<0.000208	<0.000104	<0.000104	<0.000208	<0.000146	<0.000104	<0.000208	<0.000208	<0.000521	<0.000208	<0.000521	<0.000208
	4/15/2008	<0.00962	<0.00962	<0.00962	<0.00962	<0.00962	<0.00962	<0.00962	<0.00962	<0.00962	<0.00962	<0.00962	<0.00962	<0.00962	<0.00962	<0.00962
	9/26/2008	<0.00980	<0.00980	<0.00980	<0.00980	<0.00980	<0.00980	<0.00980	<0.00980	<0.00980	<0.00980	<0.00980	<0.00980	<0.00980	<0.00980	<0.00980
	5/18/2009	<0.00952	<0.00952	<0.00952	<0.00952	<0.00952	<0.00952	<0.00952	<0.00952	<0.00952	<0.00952	<0.00952	<0.00952	<0.00952	<0.00952	<0.00952
	8/19/2009	<0.00103	<0.00513	<0.00103	<0.000205	<0.000103	<0.000103	<0.000205	<0.000144	<0.000103	<0.000205	<0.000205	**0.00101**	<0.000205	<0.000513	**0.000657**
MW-9	7/21/2006	<0.00099	**0.0010**	<0.00099	<0.000198	<0.00099	<0.00099	<0.000198	<0.000139	<0.00099	0.000198	<0.000198	<0.000495	<0.000198	<0.000495	<0.000198
	2/6/2007	<0.00104	<0.00521	<0.00104	<0.000208	<0.000104	<0.000104	<0.000208	<0.000146	<0.000104	<0.000208	<0.000208	<0.000521	<0.000208	<0.000521	<0.000208
	4/15/2008	<0.00971	<0.00971	<0.00971	<0.00971	<0.00971	<0.00971	<0.00971	<0.00971	<0.00971	<0.00971	<0.00971	<0.00971	<0.00971	<0.00971	<0.00971
	9/26/2008	<0.00962	<0.00962	<0.00962	<0.00962	<0.00962	<0.00962	<0.00962	<0.00962	<0.00962	<0.00962	<0.00962	<0.00962	<0.00962	<0.00962	<0.00962
	5/18/2009	<0.00952	<0.00952	<0.00952	<0.00952	<0.00952	<0.00952	<0.00952	<0.00952	<0.00952	<0.00952	<0.00952	<0.00952	<0.00952	<0.00952	<0.00952
	8/19/2009	<0.000971	<0.00485	<0.000971	<0.000194	<0.0000971	<0.0000971	<0.000194	<0.000136	<0.0000971	<0.000194	<0.000194	<0.000485	<0.000194	<0.000485	<0.000194
MW-10	7/21/2006	**0.001**	**0.001**	**0.001**	<0.0002	<0.0001	<0.0001	<0.0002	<0.00014	<0.0001	<0.0002	<0.0002	0.000892	<0.0002	<0.0005	<0.0002
	2/6/2007	<0.00110	<0.00549	<0.00110	<0.000220	<0.000110	<0.000110	<0.000220	<0.000154	<0.000110	<0.000220	<0.000220	0.000831	<0.000220	<0.00549	<0.000220
	4/15/2008	<0.00971	<0.00971	<0.00971	<0.00971	<0.00971	<0.00971	<0.00971	<0.00971	<0.00971	<0.00971	<0.00971	<0.00971	<0.00971	<0.00971	<0.00971
	9/26/2008	<0.0100	<0.0100	<0.0100	<0.0100	<0.0100	<0.0100	<0.0100	<0.0100	<0.0100	<0.0100	<0.0100	<0.0100	<0.0100	<0.0100	<0.0100
	5/18/2009	<0.00952	<0.00952	<0.00952	<0.00952	<0.00952	<0.00952	<0.00952	<0.00952	<0.00952	<0.00952	<0.00952	<0.00952	<0.00952	<0.00952	<0.00952
	8/19/2009	<0.000980	<0.00490	<0.000980	<0.000196	<0.0000980	<0.0000980	<0.000196	<0.000137	<0.0000980	<0.000196	<0.000196	<0.000490	<0.000196	<0.000490	<0.000196
MW-11	4/30/2008	<0.00971	<0.00971	<0.00971	<0.00971	<0.00971	<0.00971	<0.00971	<0.00971	<0.00971	<0.00971	<0.00971	<0.00971	<0.00971	<0.00971	<0.00971
	9/26/2008	<0.00962	<0.00962	<0.00962	<0.00962	<0.00962	<0.00962	<0.00962	<0.00962	<0.00962	<0.00962	<0.00962	<0.00962	<0.00962	<0.00962	<0.00962
	5/18/2009	<0.00943	<0.00943	<0.00943	<0.00943	<0.00943	<0.00943	<0.00943	<0.00943	<0.00943	<0.00943	<0.00943	<0.00943	<0.00943	<0.00943	<0.00943
	8/19/2009	<0.00100	<0.00500	<0.00100	<0.000200	<0.000100	<0.000100	<0.000200	<0.000140	<0.000100	<0.000200	<0.000200	<0.000500	<0.000200	<0.000500	<0.000200
MW-12	4/30/2008	<0.010	<0.010	<0.010	<0.010	<0.010	<0.010	<0.010	<0.010	<0.010	<0.010	<0.010	<0.010	<0.010	<0.010	<0.010
	9/26/2008	<0.00943	<0.00943	<0.00943	<0.00943	<0.00943	<0.00943	<0.00943	<0.00943	<0.00943	<0.00943	<0.00943	<0.00943	<0.00943	<0.00943	<0.00943
	5/19/2009	<0.00952	<0.00952	<0.00952	<0.00952	<0.00952	<0.00952	<0.00952	<0.00952	<0.00952	<0.00952	<0.00952	<0.00952	<0.00952	<0.00952	<0.00952
	8/19/2009	<0.00100	<0.00500	<0.00100	<0.000200	<0.000100	<0.000100	<0.000200	<0.000140	**0.000145**	<0.000200	**0.00136** R1	**0.00203**	<0.000200	<0.000500	<0.000200
MW-13	4/30/2008	<0.00971	<0.00971	<0.00971	<0.00971	<0.00971	<0.00971	<0.00971	<0.00971	<0.00971	<0.00971	<0.00971	<0.00971	<0.00971	<0.00971	<0.00971
	9/26/2008	<0.0980	<0.0980	<0.0980	<0.0980	<0.0980	<0.0980	<0.0980	<0.0980	<0.0980	<0.0980	<0.0980	<0.0980	<0.0980	<0.0980	<0.0980
	5/19/2009	<0.0476	<0.0476	<0.0476	<0.0476	<0.0476	<0.0476	<0.0476	<0.0476	<0.0476	<0.0476	<0.0476	<0.0476	<0.0476	<0.0476	<0.0476
	8/19/2009[1]	<0.00103	<0.00513	**0.00152** R12	<0.000205	<0.000103	**0.000578**	**0.000915** R1	<0.000144	**0.00515**	<0.000205	**0.0118** R1	**0.00424**	<0.000205	**0.0458** R1	**0.0277** R1
MW-14	4/30/2008	<0.00971	<0.00971	<0.00971	<0.00971	<0.00971	<0.00971	<0.00971	<0.00971	<0.00971	<0.00971	<0.00971	<0.00971	<0.00971	<0.00971	<0.00971
	9/26/2008	<0.00980	<0.00980	<0.00980	<0.00980	<0.00980	<0.00980	<0.00980	<0.00980	<0.00980	<0.00980	<0.00980	<0.00980	<0.00980	<0.00980	<0.00980
	5/19/2009	<0.00952	<0.00952	<0.00952	<0.00952	<0.00952	<0.00952	<0.00952	<0.00952	<0.00952	<0.00952	<0.00952	<0.00952	<0.00952	<0.00952	<0.00952
	8/19/2009	<0.000971	<0.00485	<0.000971	<0.000194	<0.0000971	<0.0000971	<0.000194	<0.000136	<0.0000971	<0.000194	<0.000194	**0.000797**	<0.000194	**0.00411** R1	**0.00109**

DATA TABLE 4

SUMMARY OF GROUNDWATER ANALYTICAL DATA
SEMIVOLATILE ORGANICS
GLADIOLA STATION
LEA COUNTY, NEW MEXICO
JULY 2006 - AUGUST 2009

Sample	Sample Date	Acenaphthene (mg/L)	Acenaphthylene (mg/L)	Anthracene (mg/L)	Benzo(a) Anthracene (mg/L)	Benzo(a) Pyrene (mg/L)	Benzo(b) Fluoranthene (mg/L)	Benzo(g,h,i) Perylene (mg/L)	Benzo(k) Fluoranthene (mg/L)	Chrysene (mg/L)	Dibenz(a,h) anthracene (mg/L)	Fluoranthene (mg/L)	Fluorene (mg/L)	Indeno (1,2,3-cd) pyrene (mg/L)	Phenanthrene (mg/L)	Pyrene (mg/L)
NMWQCC Standards (mg/L)		---	---	---	---	**0.0007**	---	---	---	---	---	---	---	---	---	---
MW-15	4/30/2008	<0.00971	<0.00971	<0.00971	<0.00971	<0.00971	<0.00971	<0.00971	<0.00971	<0.00971	<0.00971	<0.00971	<0.00971	<0.00971	<0.00971	<0.00971
	9/26/2008(1)	<0.00980	<0.00980	<0.00980	<0.00980	<0.00980	<0.00980	<0.00980	<0.00980	<0.00980	<0.00980	<0.00980	<0.00980	<0.00980	<0.00980	<0.00980
	5/19/2009(1)	<0.0105	<0.0105	<0.0105	<0.0105	<0.0105	<0.0105	<0.0105	<0.0105	<0.0105	<0.0105	<0.0105	<0.0105	<0.0105	<0.0105	<0.0105
	8/19/2009(1)	<0.00103	<0.00513	<0.00103	<0.000205	<0.000103	<0.000103	<0.000205	<0.000144	**0.000857**	<0.000205	**0.00315** R1	**0.00229**	<0.000205	**0.0196** R1	**0.00753** R1
MW-16	4/30/2008	<0.0103	<0.0103	<0.0103	<0.0103	<0.0103	<0.0103	<0.0103	<0.0103	<0.0103	<0.0103	<0.0103	<0.0103	<0.0103	<0.0103	<0.0103
	9/26/2008	<0.00943	<0.00943	<0.00943	<0.00943	<0.00943	<0.00943	<0.00943	<0.00943	<0.00943	<0.00943	<0.00943	<0.00943	<0.00943	<0.00943	<0.00943
	5/18/2009	<0.00943	<0.00943	<0.00943	<0.00943	<0.00943	<0.00943	<0.00943	<0.00943	<0.00943	<0.00943	<0.00943	<0.00943	<0.00943	<0.00943	<0.00943
	8/19/2009	<0.00103	<0.00513	<0.00103	<0.000205	<0.000103	<0.000103	<0.000205	<0.000144	<0.000103	<0.000205	<0.000205	**0.00109**	<0.000205	<0.000513	**0.000979** R1
MW-17	8/19/2009	<0.00100	<0.00500	<0.00100	<0.000200	<0.000100	<0.000100	<0.000200	<0.000140	<0.000100	<0.000200	**0.000315**	**0.00144**	<0.000200	**0.0102** R1	<0.000200
MW-18	8/19/2009	<0.00100	<0.00500	<0.00100	<0.000200	<0.000100	<0.000100	<0.000200	<0.000140	<0.000100	<0.000200	**0.000423**	**0.00120**	<0.000200	**0.0104** R1	**0.000948**
MW-19	8/19/2009	<0.00100	<0.00500	<0.00100	<0.000200	<0.000100	<0.000100	<0.000200	<0.000140	<0.000100	<0.000200	<0.000200	<0.000500	<0.000200	<0.000500	<0.000200
MW-20	8/19/2009	<0.000971	<0.00485	<0.000971	<0.000194	<0.0000971	<0.0000971	<0.000194	<0.000136	<0.0000971	<0.000194	<0.000194	<0.000485	<0.000194	<0.000485	<0.000194
MW-21	8/19/2009	<0.000980	<0.00490	<0.000980	<0.000196	<0.0000980	<0.0000980	<0.000196	<0.000137	<0.0000980	<0.000196	<0.000196	<0.000490	<0.000196	<0.000490	<0.000196

Notes:

mg/L = milligrams per liter

NMWQCC Standards = New Mexico Water Quality Control Commission Human Health Standards for Groundwater of 10,000 mg/L TDS Concentration or Less

[ ] = Above NMWQCC standards

NS = Not Sampled

A-01 = Could not obtain constant weight.

L2 = Laboratory Control Sample and/or Laboratory Control Sample Duplicate recovery was below acceptance limits.

R1 = The relative percent difference between the primary and confirmatory analysis exceeded 40%. The higher value was reported.

R12 = The relative percent difference between the primary and confirmatory analysis exceeded 40%. The lower value was reported.

Semivolatile organics analyzed by EPA Method 8310 in July 2006, February 2007, and September 2009. Semivolatile organics analyzed by EPA Method 8270C from April 2008 to May 2009.

(1) = Sampled collected from below the LNAPL.

Dup. = Duplicate

DATA TABLE 5
SUMMARY OF GROUNDWATER ANALYTICAL DATA
INORGANICS AND METALS
GLADIOLA STATION
LEA COUNTY, NEW MEXICO
JULY 2006 - AUGUST 2009

Sample	Sample Date	Total Alkalinity (mg/L)	Chloride (mg/L)	Sulfate (mg/L)	Total Dissolved Solids (mg/L)	Arsenic[1] (mg/L)	Barium[1] (mg/L)	Cadmium[1] (mg/L)	Chromium[1] (mg/L)	Lead[1] (mg/L)	Selenium[1] (mg/L)	Silver[1] (mg/L)	Mercury[1] (mg/L)
NMWQCC Standards (mg/L)		---	---	---	---	0.1	1.0	0.01	0.05	0.05	0.05	0.05	0.002
MW-1	7/24/2006	743	10.9	1.82	900	0.0295	4.82	0.0018	0.0126	<0.005	<0.01	<0.005	0.000303
	2/8/2007	621	2.8	1.24	<100	0.0304	5.02	<0.001	<0.005	<0.005	<0.01	<0.005	<0.0002
	4/15/2008	NS	NS	NS	NS	NS	NS	NS	NS	NS	NS	NS	NS
	9/21/2008	913	1.63	1.28	815 [(a)]	0.0256 P7	7.52 P7	0.00110 P7	<0.00500 P7	<0.00500 P7	<0.0100 P7	<0.00500 P7	<0.000200
	2/6/2009	NS	NS	NS	NS	NS	NS	NS	NS	NS	NS	NS	NS
	5/19/2009	952	2.41	<1.00	962	0.0265	8.72	<0.00100	<0.00500	<0.00500	<0.0100	<0.00500	<0.000200
	8/19/2009	979	2.25	<1.00	940	0.0303 P7	7.00 P7	<0.00100 P7	<0.00500 P7	<0.00500 P7	<0.0100 P7	<0.00500 P7	<0.000200 P7
MW-2	7/25/2006	668	30.6	2.11	900	0.0469	0.958	0.0021	0.0140	<0.005	<0.01	0.0057	<0.0002
	2/8/2007	634	32	3.9	440	0.0348	0.764	<0.001	<0.005	<0.005	<0.01	<0.005	<0.0002
	4/15/2008	NS	NS	NS	NS	NS	NS	NS	NS	NS	NS	NS	NS
	9/22/2008	669	29.4	3.57	622	0.0352	0.823	<0.00100	<0.00500	<0.00500	<0.0100	<0.00500	<0.000200
	2/6/2009	NS	NS	NS	NS	NS	NS	NS	NS	NS	NS	NS	NS
	5/19/2009	NS -LNAPL entered bailer.											
	8/19/2009	649	31.2	2.74	742	0.0393 P7	0.901 P7	<0.00100 P7	<0.00500 P7	<0.00500 P7	<0.0100 P7	<0.00500 P7	<0.000200 P7
MW-3	7/24/2006	773	21.2	8.35	880	0.057	3.33	0.0015	0.0098	<0.005	<0.01	<0.005	<0.0002
	2/8/2007	708	31.6	33.4	540	0.0505	3.44	<0.001	<0.005	0.0052	<0.01	<0.005	<0.0002
	4/15/2008	NS	NS	NS	NS	NS	NS	NS	NS	NS	NS	NS	NS
	9/22/2008	876	26.7	2.64	744	0.0380	6.09	<0.00100	<0.00500	<0.00500	<0.0100	<0.00500	<0.000200
	2/6/2009	NS	NS	NS	NS	NS	NS	NS	NS	NS	NS	NS	NS
	5/19/2009	883	23.7	2.66	858	0.0397	6.14	<0.00100	<0.00500	<0.00500	<0.0100	<0.00500	<0.000200
	8/19/2009	880	28.4	<1.00	802	0.0302 P7	6.56 P7	<0.00100 P7	<0.00500 P7	<0.00500 P7	<0.0100 P7	<0.00500 P7	<0.000200 P7
MW-4	7/25/2006	850	20.7	<1.00	1000	0.034	7.34	0.0016	0.0122	<0.005	<0.01	<0.005	<0.0002
	2/7/2007	2290	15.1	1.09	<100	0.0617	8.00	<0.001	0.0615	0.0201	<0.01	<0.005	<0.0002
	4/15/2008	1060	10.2	<1.00	1180	0.0140	7.47	0.0011	<0.005	<0.005	<0.01	<0.005	<0.0002
	9/21/2008	792	17.7	1.31	774	0.0156	7.74	<0.00100	<0.00500	<0.00500	<0.0100	<0.00500	<0.000200
	2/6/2009	NS	NS	NS	NS	NS	NS	NS	NS	NS	NS	NS	NS
	5/19/2009	802	18.4	3.08	854	0.0162	8.32	<0.00100	<0.00500	<0.00500	<0.0100	<0.00500	<0.000200
	8/19/2009	807	18.9	<1.00	860	0.0133 P7	8.19 P7	<0.00100 P7	<0.00500 P7	<0.00500 P7	<0.0100 P7	<0.00500 P7	<0.000200 P7
MW-5	7/20/2006	1250	6.11	<1.00	712	0.0661	1.71	<0.001	0.177	0.0151	<0.01	<0.005	0.000220
	2/7/2007	1130	6.58	1.56	610	0.0526	1.96	<0.001	0.0599	0.0105	<0.01	<0.005	<0.0002
	4/15/2008	976	6.34	<1.00	736	0.0440	3.02	0.0017	0.0167	<0.005	<0.01	<0.005	<0.0002
	9/21/2008	841 M2	6.62	1.54	712 [(a)]	0.0370 P7	3.07 P7	0.00100 P7	<0.00500 P7	<0.00500 P7	<0.0100 P7	<0.00500 P7	<0.000200
	2/6/2009	797	7.49	<1.00	744	NA	NA	NA	NA	NA	NA	NA	NA
	2/6/09 Dup.	801	6.80	1.05	730	NA	NA	NA	NA	NA	NA	NA	NA
	5/19/2009	837	6.81	<1.00	792	0.0336	3.49	<0.00100	<0.00500	<0.00500	<0.0100	<0.00500	<0.000200
	8/19/2009	856	7.02	<1.00	752	0.0310 P7	3.68 P7	<0.00100 P7	<0.00500 P7	<0.00500 P7	<0.0100 P7	<0.00500 P7	<0.000200 P7
	8/19/09 Dup.	847	6.93	<1.00	760	0.0322 P7	3.71 P7	<0.00100 P7	<0.00500 P7	<0.00500 P7	<0.0100 P7	<0.00500 P7	<0.000200 P7

DATA TABLE 5
SUMMARY OF GROUNDWATER ANALYTICAL DATA
INORGANICS AND METALS
GLADIOLA STATION
LEA COUNTY, NEW MEXICO
JULY 2006 - AUGUST 2009

Sample	Sample Date	Total Alkalinity (mg/L)	Chloride (mg/L)	Sulfate (mg/L)	Total Dissolved Solids (mg/L)	Arsenic[1] (mg/L)	Barium[1] (mg/L)	Cadmium[1] (mg/L)	Chromium[1] (mg/L)	Lead[1] (mg/L)	Selenium[1] (mg/L)	Silver[1] (mg/L)	Mercury[1] (mg/L)
NMWQCC Standards (mg/L)		---	---	---	---	0.1	1.0	0.01	0.05	0.05	0.05	0.05	0.002
MW-6	7/21/2006	524	6.28	63.2	660	<0.01	0.168	<0.001	<0.005	<0.005	<0.01	<0.005	0.000207
	2/7/2007	2930	6.6	<2.00	325	0.0397	3.19	<0.001	0.0822	0.0307	<0.01	<0.005	0.00172
	4/15/2008	1650	5.38	42.7	548	0.0199	0.610	0.0020	0.0213	0.00805	0.0106	<0.005	0.000467
	9/21/2008	528	5.75	34.5	440	<0.0100	0.0932	<0.00100	<0.00500	<0.00500	<0.0100	<0.00500	<0.000200
	2/6/2009	509	1.80	8.41	574	NA	NA	NA	NA	NA	NA	NA	NA
	5/18/2009	567	5.90	37.2	234	<0.0100	0.0991	<0.00100	<0.00500	<0.00500	<0.0100	<0.00500	<0.000200
	8/19/2009	519	6.11	33.0	568	<0.0100 P7	0.100 P7	<0.00100 P7	<0.00500 P7	<0.00500 P7	<0.0100 P7	<0.00500 P7	<0.000200 P7
MW-7	7/25/2006	641	15.5	<1.00	800	<0.01	0.679	<0.001	<0.005	<0.005	<0.01	<0.005	<0.0002
	2/7/2007	654	14.4	4.48	200	0.0583	2.46	<0.001	<0.005	<0.005	<0.01	<0.005	<0.0002
	4/15/2008	710	13.6	1.46	744	0.0513	3.00	0.0015	0.0051	<0.005	<0.01	<0.005	<0.0002
	9/20/2008	680	15.3	3.16	710 B, CF6, L1	0.0407	1.92	<0.00100	<0.00500	<0.00500	<0.0100	<0.00500	<0.000200
	2/5/2009	692	14.5	1.87	672	NA	NA	NA	NA	NA	NA	NA	NA
	5/18/2009	672	15.7	3.10	748	0.0395	1.88	<0.00100	<0.00500	<0.00500	<0.0100	<0.00500	<0.000200
	8/19/2009	673	17.2	3.06	720	0.0137 P7	1.86 P7	<0.00100 P7	<0.00500 P7	<0.00500 P7	<0.0100 P7	<0.00500 P7	<0.000200 P7
MW-8	7/25/2006	593	13.1	8.01	810	0.0153	0.328	0.0012	<0.005	<0.005	<0.01	<0.005	<0.0002
	2/7/2007	707	11.5	22.2	510	0.0342	0.929	<0.001	<0.005	<0.005	<0.01	<0.005	<0.0002
	4/15/2008	716	11.6	7.4	688	0.035	1.22	0.0015	0.0078	<0.005	<0.01	<0.005	<0.0002
	9/20/2008	633	13.5	9.30	610	0.0211	0.773	<0.00100	<0.00500	<0.00500	<0.0100	<0.00500	<0.000200
	2/5/2009	615	11.6	6.52	628	NA	NA	NA	NA	NA	NA	NA	NA
	5/18/2009	535	11.1	8.68	258	0.0174	0.776	<0.00100	<0.00500	<0.00500	<0.0100	<0.00500	<0.000200
	8/19/2009	623	13.3	6.57	676	<0.0100 P7	1.14 P7	<0.00100 P7	<0.00500 P7	<0.00500 P7	<0.0100 P7	<0.00500 P7	<0.000200 P7
MW-9	7/21/2006	1010	103	157	900	0.0298	0.918	<0.001	0.0354	0.0078	<0.01	<0.005	<0.0002
	2/6/2007	717	92	89.0	1110	0.0291	0.284	<0.001	0.0075	<0.005	<0.01	<0.005	<0.0002
	4/15/2008	2410	85.5	47.5	684	0.0694	1.61	0.0023	0.0473	0.0126	<0.01	<0.005	<0.0002
	9/21/2008	572	73.3	40.7	520	0.0274	0.100	<0.00100	<0.00500	<0.00500	<0.0100	<0.00500	<0.000200
	2/5/2009	616	71	33.9	<1000	NA	NA	NA	NA	NA	NA	NA	NA
	5/18/2009	584	61.0	38.3	644	0.0234	0.0961	<0.00100	<0.00500	<0.00500	<0.0100	<0.00500	<0.000200
	8/19/2009	578	75.8	37.9	744	0.0185 P7	0.102 P7	<0.00100 P7	<0.00500 P7	<0.00500 P7	<0.0100 P7	<0.00500 P7	<0.000200 P7
MW-10	7/21/2006	748	500	85.2	1520	<0.01	0.324	<0.001	0.0136	<0.005	<0.01	<0.005	0.000822
	2/6/2007	602	6.72	105	1630	<0.01	0.112	<0.001	<0.005	<0.005	<0.01	<0.005	<0.0002
	4/15/2008	3250	439	97.4	1530	0.0439	0.981	0.0044	0.0625	0.0277	0.0256	<0.005	0.001950
	9/21/2008	676	414	79.6	1000	<0.0100	0.0858	<0.00100	<0.00500	<0.00500	<0.0100	<0.00500	<0.000200
	2/5/2009	658	419	65.3	1460	NA	NA	NA	NA	NA	NA	NA	NA
	5/18/2009	675	430	74.1	1490	<0.0100	0.0839	<0.00100	<0.00500	<0.00500	<0.0100	<0.00500	<0.000200
	8/19/2009	660	421	80.8	1510	<0.0100 P7	0.0763 P7	<0.00100 P7	<0.00500 P7	<0.00500 P7	<0.0100 P7	<0.00500 P7	0.000818 P7

DATA TABLE 5
SUMMARY OF GROUNDWATER ANALYTICAL DATA
INORGANICS AND METALS
GLADIOLA STATION
LEA COUNTY, NEW MEXICO
JULY 2006 - AUGUST 2009

Sample	Sample Date	Total Alkalinity (mg/L)	Chloride (mg/L)	Sulfate (mg/L)	Total Dissolved Solids (mg/L)	Arsenic[1] (mg/L)	Barium[1] (mg/L)	Cadmium[1] (mg/L)	Chromium[1] (mg/L)	Lead[1] (mg/L)	Selenium[1] (mg/L)	Silver[1] (mg/L)	Mercury[1] (mg/L)
NMWQCC Standards (mg/L)		---	---	---	---	0.1	1.0	0.01	0.05	0.05	0.05	0.05	0.002
MW-11	4/30/2008	528	213	128	1120 L2	<0.01	0.159	<0.001	<0.005	<0.005	<0.01	<0.005	0.000224
	9/21/2008	553	524	130	1440	<0.0100	0.0480	<0.00100	<0.00500	<0.00500	<0.0100	<0.00500	<0.000200
	2/5/2009	547	9.82	51.7	1510	NA	NA	NA	NA	NA	NA	NA	NA
	5/18/2009	572	503	125	1490	<0.0100	0.0562	<0.00100	<0.00500	<0.00500	<0.0100	<0.00500	<0.000200
	8/19/2009	577 M8	517	121	1550	<0.0100 P7	0.0483 P7	<0.00100 P7	<0.00500 P7	<0.00500 P7	<0.0100 P7	<0.00500 P7	<0.000200 P7
MW-12	4/30/2008	995	10.7	8.19	657 L2	0.0278	2.23	<0.001	0.0132	0.0082	<0.01	<0.005	<0.0002
	9/21/2008	755	25.1	1.62	708	0.0238 P7	5.10 P7	0.00130 P7	<0.00500 P7	<0.00500 P7	<0.0100 P7	<0.00500 P7	<0.000200
	2/5/2009	738	31.2	<1.00	734	NA	NA	NA	NA	NA	NA	NA	NA
	5/19/2009	777	30.3	<1.00	2390	0.0233	5.82	<0.00100	<0.00500	<0.00500	<0.0100	<0.00500	<0.000200
	8/19/2009	778	28.2	<1.00	750	0.0177 P7	6.02 P7	<0.00100 P7	<0.00500 P7	<0.00500 P7	<0.0100 P7	<0.00500 P7	<0.000200 P7
MW-13	4/30/2008	870	61.9	209	1920 A-01, L2	0.0221	1.41	<0.001	0.0134	0.0104	<0.01	<0.005	<0.0002
	9/21/2008	751	4.62	1.20	748	0.0377	3.54	<0.00100	<0.00500	<0.00500	<0.0100	<0.00500	<0.000200 M2
	2/6/2009	751	4.77	<1.00	776	NA	NA	NA	NA	NA	NA	NA	NA
	5/19/2009	800	5.99	<1.00	252	0.0321	4.04	<0.00100	<0.00500	<0.00500	<0.0100	<0.00500	<0.000200
	8/19/2009	781	4.76	<1.00	800	0.0249 P7	4.44 P7	<0.00100 P7	<0.00500 P7	<0.00500 P7	<0.0100 P7	<0.00500 P7	<0.000200 P7
MW-14	4/30/2008	780	5.21	195	919 L2	0.0172	0.193	<0.001	0.0063	<0.005	<0.01	<0.005	<0.0002
	9/21/2008	647	4.71	19.7	668 [(a)]	0.0572	0.181	<0.00100	<0.00500	<0.00500	<0.0100	<0.00500	<0.000200
	2/6/2009	623	9.82	3.13	672	NA	NA	NA	NA	NA	NA	NA	NA
	5/19/2009	663	4.85	11.2	698	0.0159	0.165	<0.00100	<0.00500	<0.00500	<0.0100	<0.00500	<0.000200
	8/19/2009	656	5.14	15.7	702	0.0271 P7	0.196 P7	<0.00100 P7	<0.00500 P7	<0.00500 P7	<0.0100 P7	<0.00500 P7	<0.000200 P7
MW-15	4/30/2008	1050	8.74	31.9	641 L2	0.0259	2.16	<0.001	0.0152	0.0084	<0.01	0.0065	<0.0002
	9/21/2008	808	10.4	1.02	724 [(a)]	0.0282 P7	5.87 P7	0.00140 P7	<0.00500 P7	<0.00500 P7	<0.0100 P7	<0.00500 P7	<0.000200
	2/6/2009	NS	NS	NS	NS	NS	NS	NS	NS	NS	NS	NS	NS
	5/19/2009	886	10.0	<1.00	850	0.0267	6.47	<0.00100	<0.00500	<0.00500	<0.0100	<0.00500	<0.000200
	8/19/2009	891	11.6	<1.00	850	0.0254 P7	6.05 P7	<0.00100 P7	<0.00500 P7	<0.00500 P7	<0.0100 P7	<0.00500 P7	<0.000200 P7
MW-16	4/30/2008	750	16.6	52.5	726 A-01, L2	0.0107	1.02	<0.001	0.0097	0.0058	<0.01	<0.005	<0.0002
	9/21/2008	762	9.87	3.28	716	0.0153	1.40	<0.00100	<0.00500	<0.00500	<0.0100	<0.00500	<0.000200
	2/6/2009	756	8.03	<1.00	730	NA	NA	NA	NA	NA	NA	NA	NA
	5/18/2009	783	8.84	1.69	776	0.0167	1.59	<0.00100	<0.00500	<0.00500	<0.0100	<0.00500	<0.000200
	8/19/2009	791	9.37	1.67	750	0.0136 P7	1.73 P7	<0.00100 P7	<0.00500 P7	<0.00500 P7	<0.0100 P7	<0.00500 P7	<0.000200 P7
MW-17	8/19/2009	748	11.7	1.09	725	0.0475 P7	1.98 P7	<0.00100 P7	<0.00500 P7	<0.00500 P7	<0.0100 P7	<0.00500 P7	<0.000200 P7
MW-18	8/19/2009	961	113	232	1510	0.0178 P7	0.144 P7	<0.00100 P7	<0.00500 P7	<0.00500 P7	<0.0100 P7	<0.00500 P7	<0.000200 P7

DATA TABLE 5
SUMMARY OF GROUNDWATER ANALYTICAL DATA
INORGANICS AND METALS
GLADIOLA STATION
LEA COUNTY, NEW MEXICO
JULY 2006 - AUGUST 2009

Sample	Sample Date	Total Alkalinity (mg/L)	Chloride (mg/L)	Sulfate (mg/L)	Total Dissolved Solids (mg/L)	Arsenic[1] (mg/L)	Barium[1] (mg/L)	Cadmium[1] (mg/L)	Chromium[1] (mg/L)	Lead[1] (mg/L)	Selenium[1] (mg/L)	Silver[1] (mg/L)	Mercury[1] (mg/L)
NMWQCC Standards (mg/L)		---	---	---	---	**0.1**	**1.0**	**0.01**	**0.05**	**0.05**	**0.05**	**0.05**	**0.002**
MW-19	8/19/2009	**224**	**29.6**	**145**	**554**	**0.0203** P7	**0.0352** P7	<0.00100 P7	<0.00500 P7	<0.00500 P7	<0.0100 P7	<0.00500 P7	<0.000200 P7
MW-20	8/19/2009	**187**	**440**	**417**	**1580**	<0.0100 P7	**0.0908** P7	<0.00100 P7	<0.00500 P7	<0.00500 P7	**0.0150** P7	<0.00500 P7	<0.000200 P7
MW-21	8/19/2009	**248**	**38.8**	**666**	**1360**	**0.0248** P7	**0.0263** P7	<0.00100 P7	<0.00500 P7	<0.00500 P7	**0.0126** P7	<0.00500 P7	<0.000200 P7

Notes:

mg/L = milligrams per liter

NMWQCC Standards = New Mexico Water Quality Control Commission Human Health Standards for Groundwater of 10,000 mg/L TDS Concentration or Less

[ ] = Above NMWQCC standards

[1] Metal concentrations shown in *italics* represent total metal concentrations collected between July 2006 and April 2008. Metal concentrations that are not italicized represent dissolved metal concentrations collected in September 2008, May and August 2009.

NA = Not Analyzed

NS = Not Sampled

[(a)] Sample collected on 9/26/08

A-01 = Could not obtain constant weight.

L1 = Laboratory Control Sample and/or Laboratory Control Sample Duplicate recovery was above acceptance limits.

L2 = Laboratory Control Sample and/or Laboratory Control Sample Duplicate recovery was below acceptance limits.

P7 = Sample filtered in the lab.

M2/M8 = The matrix spike and/or matrix spike duplicate were below the acceptance limits due to sample matrix interference.

B = Analyte was detected in the associated method blank.

CF6 = Results confirmed by reanalysis.

Dup. = Duplicate

DATA TABLE 6

SOIL WASTE CHARACTERIZATION ANALYTICAL SUMMARY
GLADIOLA STATION
LEA COUNTY, NEW MEXICO
AUGUST 2009

SAMPLE	Composite
DATE	8/14/2009
TYPE	Soil
General Chemistry	
Chloride (mg/Kg)	<10.0
Paint Filter Liquids	Absent
BTEX	
Benzene (mg/Kg)	<0.000840
Toluene (mg/Kg)	<0.000840
Ethylbenzene (mg/Kg)	<0.000840
Total Xylenes (mg/Kg)	<0.00252
BTEX (mg/Kg)	BDL
TPH	
GRO (mg/Kg)	<0.0840
DRO (mg/Kg)	**12.0**
Total TPH (mg/Kg)	**12.0**

NOTES:

Chloride by EPA Method 9056.

Paint Filter Liquids by EPA Method 9095B.

BTEX by EPA Method 8021B.

TPH by EPA Method 8015B Modified.

TestAmerica
THE LEADER IN ENVIRONMENTAL TESTING
2960 Foster Creighton Road Nashville, TN 37204 * 800-765-0980 * Fax 615-726-3404

September 09, 2009 2:00:17PM

Client: Kleinfelder Albuquerque - Exxon
8300 Jefferson NE Suite B
Albuquerque, NM 87120
Attn: David Mazzanti

Work Order: NSH1924
Project Name: Exxon Gladiola Station
Project Nbr: Gladiola Station - Lea County, NM
P/O Nbr: 4510916221
Date Received: 08/21/09

SAMPLE IDENTIFICATION	LAB NUMBER	COLLECTION DATE AND TIME
MW1	NSH1924-01	08/19/09 15:30
MW2	NSH1924-02	08/19/09 17:30
MW3	NSH1924-03	08/19/09 16:50
MW4	NSH1924-04	08/19/09 13:50
MW5	NSH1924-05	08/19/09 09:20
MW6	NSH1924-06	08/19/09 08:55
MW7	NSH1924-07	08/19/09 08:15
MW8	NSH1924-08	08/19/09 07:45
MW9	NSH1924-09	08/19/09 09:20
MW10	NSH1924-10	08/19/09 09:50
MW11	NSH1924-11	08/19/09 10:05
MW12	NSH1924-12	08/19/09 10:30
MW13	NSH1924-13	08/19/09 12:45
MW14	NSH1924-14	08/19/09 08:10
MW15	NSH1924-15	08/19/09 11:15
MW16	NSH1924-16	08/19/09 08:40
MW17	NSH1924-17	08/19/09 09:40
MW18	NSH1924-18	08/19/09 09:00
MW19	NSH1924-19	08/19/09 08:00
MW20	NSH1924-20	08/19/09 08:45
MW21	NSH1924-21	08/19/09 08:30
Duplicate	NSH1924-22	08/19/09 00:01
Trip Blank	NSH1924-23	08/19/09 00:01
Trip Blank	NSH1924-24	08/19/09 00:01
Trip Blank	NSH1924-25	08/19/09 00:01
Trip Blank	NSH1924-26	08/19/09 00:01

Client	Kleinfelder Albuquerque - Exxon	Work Order:	NSH1924
	8300 Jefferson NE Suite B	Project Name:	Exxon Gladiola Station
	Albuquerque, NM 87120	Project Number:	Gladiola Station - Lea County, NM
Attn	David Mazzanti	Received:	08/21/09 08:00

Trip Blank	NSH1924-27	08/19/09 00:01
Trip Blank	NSH1924-28	08/19/09 00:01
Trip Blank	NSH1924-29	08/19/09 00:01

An executed copy of the chain of custody, the project quality control data, and the sample receipt form are also included as an addendum to this report. If you have any questions relating to this analytical report, please contact your Laboratory Project Manager at 1-800-765-0980. Any opinions, if expressed, are outside the scope of the Laboratory's accreditation.

The Chain(s) of Custody, 11 pages, are included and are an integral part of this report.

These results relate only to the items tested. This report shall not be reproduced except in full and with permission of the laboratory.

All solids results are reported in wet weight unless specifically stated.
Estimated uncertainty is available upon request.
This report has been electronically signed.
Report Approved By:

Andi Jones

Project Management

TestAmerica
THE LEADER IN ENVIRONMENTAL TESTING
2960 Foster Creighton Road Nashville, TN 37204 * 800-765-0980 * Fax 615-726-3404

Client	Kleinfelder Albuquerque - Exxon	Work Order:	NSH1924
	8300 Jefferson NE Suite B	Project Name:	Exxon Gladiola Station
	Albuquerque, NM 87120	Project Number:	Gladiola Station - Lea County, NM
Attn	David Mazzanti	Received:	08/21/09 08:00

ANALYTICAL REPORT

Analyte	Result	Flag	Units	MRL	Dilution Factor	Analysis Date/Time	Method	Batch
Sample ID: NSH1924-01 (MW1 - Water) Sampled: 08/19/09 15:30								
General Chemistry Parameters								
Alkalinity, Total (CaCO3)	**979**		mg/L	10.0	1	08/26/09 19:33	SM2320 B	9084127
Sulfate	ND		mg/L	1.00	1	09/02/09 10:36	SW846 9056	9090014
Total Dissolved Solids	**940**		mg/L	20.0	1	08/25/09 17:16	SM2540 C	9083933
Chloride	**2.25**		mg/L	1.00	1	09/02/09 10:36	SW846 9056	9090014
Dissolved Metals by EPA Method 6010B								
Arsenic	**0.0303**	P7	mg/L	0.0100	1	08/25/09 16:51	SW846 6010B	9083700
Barium	**7.00**	P7	mg/L	0.0100	1	08/25/09 16:51	SW846 6010B	9083700
Cadmium	ND	P7	mg/L	0.00100	1	08/25/09 16:51	SW846 6010B	9083700
Chromium	ND	P7	mg/L	0.00500	1	08/25/09 16:51	SW846 6010B	9083700
Lead	ND	P7	mg/L	0.00500	1	08/25/09 16:51	SW846 6010B	9083700
Selenium	ND	P7	mg/L	0.0100	1	08/25/09 16:51	SW846 6010B	9083700
Silver	ND	P7	mg/L	0.00500	1	08/25/09 16:51	SW846 6010B	9083700
Dissolved Mercury by EPA Methods 7470A/7471A								
Mercury	ND	P7	mg/L	0.000200	1	08/28/09 12:29	SW846 7470A	9083733
Volatile Organic Compounds by EPA Method 8260B								
Acetone	ND		ug/L	50.0	1	08/29/09 02:34	SW846 8260B	9084014
Benzene	**1060**		ug/L	10.0	10	08/29/09 03:01	SW846 8260B	9084014
Bromobenzene	ND		ug/L	1.00	1	08/29/09 02:34	SW846 8260B	9084014
Bromochloromethane	ND		ug/L	1.00	1	08/29/09 02:34	SW846 8260B	9084014
Bromodichloromethane	ND		ug/L	1.00	1	08/29/09 02:34	SW846 8260B	9084014
Bromoform	ND		ug/L	1.00	1	08/29/09 02:34	SW846 8260B	9084014
Bromomethane	ND		ug/L	1.00	1	08/29/09 02:34	SW846 8260B	9084014
2-Butanone	ND		ug/L	50.0	1	08/29/09 02:34	SW846 8260B	9084014
sec-Butylbenzene	**11.4**		ug/L	1.00	1	08/29/09 02:34	SW846 8260B	9084014
n-Butylbenzene	**16.1**		ug/L	1.00	1	08/29/09 02:34	SW846 8260B	9084014
tert-Butylbenzene	**1.81**		ug/L	1.00	1	08/29/09 02:34	SW846 8260B	9084014
Carbon disulfide	ND		ug/L	1.00	1	08/29/09 02:34	SW846 8260B	9084014
Carbon Tetrachloride	ND		ug/L	1.00	1	08/29/09 02:34	SW846 8260B	9084014
Chlorobenzene	ND		ug/L	1.00	1	08/29/09 02:34	SW846 8260B	9084014
Chlorodibromomethane	ND		ug/L	1.00	1	08/29/09 02:34	SW846 8260B	9084014
Chloroethane	ND		ug/L	1.00	1	08/29/09 02:34	SW846 8260B	9084014
Chloroform	ND		ug/L	1.00	1	08/29/09 02:34	SW846 8260B	9084014
Chloromethane	ND		ug/L	1.00	1	08/29/09 02:34	SW846 8260B	9084014
2-Chlorotoluene	ND		ug/L	1.00	1	08/29/09 02:34	SW846 8260B	9084014
4-Chlorotoluene	ND		ug/L	1.00	1	08/29/09 02:34	SW846 8260B	9084014
1,2-Dibromo-3-chloropropane	ND		ug/L	5.00	1	08/29/09 02:34	SW846 8260B	9084014
1,2-Dibromoethane (EDB)	ND		ug/L	1.00	1	08/29/09 02:34	SW846 8260B	9084014
Dibromomethane	ND		ug/L	1.00	1	08/29/09 02:34	SW846 8260B	9084014
1,4-Dichlorobenzene	ND		ug/L	1.00	1	08/29/09 02:34	SW846 8260B	9084014
1,3-Dichlorobenzene	ND		ug/L	1.00	1	08/29/09 02:34	SW846 8260B	9084014
1,2-Dichlorobenzene	ND		ug/L	1.00	1	08/29/09 02:34	SW846 8260B	9084014
Dichlorodifluoromethane	ND		ug/L	1.00	1	08/29/09 02:34	SW846 8260B	9084014

Client	Kleinfelder Albuquerque - Exxon	Work Order:	NSH1924
	8300 Jefferson NE Suite B	Project Name:	Exxon Gladiola Station
	Albuquerque, NM 87120	Project Number:	Gladiola Station - Lea County, NM
Attn	David Mazzanti	Received:	08/21/09 08:00

ANALYTICAL REPORT

Analyte	Result	Flag	Units	MRL	Dilution Factor	Analysis Date/Time	Method	Batch
Sample ID: NSH1924-01 (MW1 - Water) - cont. Sampled: 08/19/09 15:30								
Volatile Organic Compounds by EPA Method 8260B - cont.								
1,1-Dichloroethane	ND		ug/L	1.00	1	08/29/09 02:34	SW846 8260B	9084014
1,2-Dichloroethane	ND		ug/L	1.00	1	08/29/09 02:34	SW846 8260B	9084014
cis-1,2-Dichloroethene	ND		ug/L	1.00	1	08/29/09 02:34	SW846 8260B	9084014
1,1-Dichloroethene	ND		ug/L	1.00	1	08/29/09 02:34	SW846 8260B	9084014
trans-1,2-Dichloroethene	ND		ug/L	1.00	1	08/29/09 02:34	SW846 8260B	9084014
1,3-Dichloropropane	ND		ug/L	1.00	1	08/29/09 02:34	SW846 8260B	9084014
1,2-Dichloropropane	ND		ug/L	1.00	1	08/29/09 02:34	SW846 8260B	9084014
2,2-Dichloropropane	ND		ug/L	1.00	1	08/29/09 02:34	SW846 8260B	9084014
cis-1,3-Dichloropropene	ND		ug/L	1.00	1	08/29/09 02:34	SW846 8260B	9084014
trans-1,3-Dichloropropene	ND		ug/L	1.00	1	08/29/09 02:34	SW846 8260B	9084014
1,1-Dichloropropene	ND		ug/L	1.00	1	08/29/09 02:34	SW846 8260B	9084014
Ethylbenzene	**670**		ug/L	10.0	10	08/29/09 03:01	SW846 8260B	9084014
Hexachlorobutadiene	ND		ug/L	1.00	1	08/29/09 02:34	SW846 8260B	9084014
2-Hexanone	ND		ug/L	50.0	1	08/29/09 02:34	SW846 8260B	9084014
Isopropylbenzene	**47.2**		ug/L	1.00	1	08/29/09 02:34	SW846 8260B	9084014
p-Isopropyltoluene	**12.4**		ug/L	1.00	1	08/29/09 02:34	SW846 8260B	9084014
Methyl tert-Butyl Ether	ND		ug/L	1.00	1	08/29/09 02:34	SW846 8260B	9084014
Methylene Chloride	ND		ug/L	5.00	1	08/29/09 02:34	SW846 8260B	9084014
4-Methyl-2-pentanone	ND		ug/L	10.0	1	08/29/09 02:34	SW846 8260B	9084014
Naphthalene	**94.0**		ug/L	5.00	1	08/29/09 02:34	SW846 8260B	9084014
n-Propylbenzene	**48.6**		ug/L	1.00	1	08/29/09 02:34	SW846 8260B	9084014
Styrene	ND		ug/L	1.00	1	08/29/09 02:34	SW846 8260B	9084014
1,1,1,2-Tetrachloroethane	ND		ug/L	1.00	1	08/29/09 02:34	SW846 8260B	9084014
1,1,2,2-Tetrachloroethane	ND		ug/L	1.00	1	08/29/09 02:34	SW846 8260B	9084014
Tetrachloroethene	ND		ug/L	1.00	1	08/29/09 02:34	SW846 8260B	9084014
Toluene	**227**		ug/L	10.0	10	08/29/09 03:01	SW846 8260B	9084014
1,2,3-Trichlorobenzene	ND		ug/L	1.00	1	08/29/09 02:34	SW846 8260B	9084014
1,2,4-Trichlorobenzene	ND		ug/L	1.00	1	08/29/09 02:34	SW846 8260B	9084014
1,1,2-Trichloroethane	ND		ug/L	1.00	1	08/29/09 02:34	SW846 8260B	9084014
1,1,1-Trichloroethane	ND		ug/L	1.00	1	08/29/09 02:34	SW846 8260B	9084014
Trichloroethene	ND		ug/L	1.00	1	08/29/09 02:34	SW846 8260B	9084014
Trichlorofluoromethane	ND		ug/L	1.00	1	08/29/09 02:34	SW846 8260B	9084014
1,2,3-Trichloropropane	ND		ug/L	1.00	1	08/29/09 02:34	SW846 8260B	9084014
1,3,5-Trimethylbenzene	**128**		ug/L	1.00	1	08/29/09 02:34	SW846 8260B	9084014
1,2,4-Trimethylbenzene	**410**		ug/L	10.0	10	08/29/09 03:01	SW846 8260B	9084014
Vinyl chloride	ND		ug/L	1.00	1	08/29/09 02:34	SW846 8260B	9084014
Xylenes, total	**1510**		ug/L	30.0	10	08/29/09 03:01	SW846 8260B	9084014
Surr: 1,2-Dichloroethane-d4 (63-140%)	*101 %*					*08/29/09 02:34*	*SW846 8260B*	*9084014*
Surr: 1,2-Dichloroethane-d4 (63-140%)	*106 %*					*08/29/09 03:01*	*SW846 8260B*	*9084014*
Surr: Dibromofluoromethane (73-131%)	*108 %*					*08/29/09 02:34*	*SW846 8260B*	*9084014*
Surr: Dibromofluoromethane (73-131%)	*112 %*					*08/29/09 03:01*	*SW846 8260B*	*9084014*
Surr: Toluene-d8 (80-120%)	*103 %*					*08/29/09 02:34*	*SW846 8260B*	*9084014*
Surr: Toluene-d8 (80-120%)	*97 %*					*08/29/09 03:01*	*SW846 8260B*	*9084014*
Surr: 4-Bromofluorobenzene (79-125%)	*95 %*					*08/29/09 02:34*	*SW846 8260B*	*9084014*

Client	Kleinfelder Albuquerque - Exxon	Work Order:	NSH1924
	8300 Jefferson NE Suite B	Project Name:	Exxon Gladiola Station
	Albuquerque, NM 87120	Project Number:	Gladiola Station - Lea County, NM
Attn	David Mazzanti	Received:	08/21/09 08:00

ANALYTICAL REPORT

Analyte	Result	Flag	Units	MRL	Dilution Factor	Analysis Date/Time	Method	Batch
Sample ID: NSH1924-01 (MW1 - Water) - cont. Sampled: 08/19/09 15:30								
Volatile Organic Compounds by EPA Method 8260B - cont.								
Surr: 4-Bromofluorobenzene (79-125%)	*97 %*					*08/29/09 03:01*	*SW846 8260B*	*9084014*
Polynuclear Aromatic Compounds by EPA Method 8310								
1-Methylnaphthalene	**3940**	R1	ug/L	200	200	09/08/09 16:02	SW846 8310	9083684
2-Methylnaphthalene	**1940**		ug/L	100	100	09/03/09 17:54	SW846 8310	9083684
Acenaphthene	ND		ug/L	20.0	20	09/03/09 05:05	SW846 8310	9083684
Acenaphthylene	ND		ug/L	100	20	09/03/09 05:05	SW846 8310	9083684
Anthracene	**87.1**	R12	ug/L	20.0	20	09/03/09 05:05	SW846 8310	9083684
Benzo (a) anthracene	**162**	R1	ug/L	4.00	20	09/03/09 05:05	SW846 8310	9083684
Benzo (a) pyrene	ND		ug/L	2.00	20	09/03/09 05:05	SW846 8310	9083684
Benzo (b) fluoranthene	**36.9**		ug/L	2.00	20	09/03/09 05:05	SW846 8310	9083684
Benzo (g,h,i) perylene	**35.8**	R1	ug/L	4.00	20	09/03/09 05:05	SW846 8310	9083684
Benzo (k) fluoranthene	**32.1**	R1	ug/L	2.80	20	09/03/09 05:05	SW846 8310	9083684
Chrysene	**323**		ug/L	2.00	20	09/03/09 05:05	SW846 8310	9083684
Dibenz (a,h) anthracene	**55.0**	R1	ug/L	4.00	20	09/03/09 05:05	SW846 8310	9083684
Fluoranthene	**1660**	R1	ug/L	20.0	100	09/03/09 17:54	SW846 8310	9083684
Fluorene	**89.5**		ug/L	10.0	20	09/03/09 05:05	SW846 8310	9083684
Indeno (1,2,3-cd) pyrene	**21.0**		ug/L	4.00	20	09/03/09 05:05	SW846 8310	9083684
Naphthalene	**627**		ug/L	50.0	50	09/03/09 17:27	SW846 8310	9083684
Phenanthrene	**1620**	R1	ug/L	50.0	100	09/03/09 17:54	SW846 8310	9083684
Pyrene	**1470**	R1	ug/L	20.0	100	09/03/09 17:54	SW846 8310	9083684
Surr: p-Terphenyl (10-150%)	*	*Z3*				*09/03/09 05:05*	*SW846 8310*	*9083684*
Sample ID: NSH1924-02 (MW2 - Water) Sampled: 08/19/09 17:30								
General Chemistry Parameters								
Alkalinity, Total (CaCO3)	**649**		mg/L	10.0	1	08/26/09 19:33	SM2320 B	9084127
Sulfate	**2.74**		mg/L	1.00	1	09/01/09 22:20	SW846 9056	9090014
Total Dissolved Solids	**742**		mg/L	20.0	1	08/25/09 17:16	SM2540 C	9083933
Chloride	**31.2**		mg/L	20.0	20	09/01/09 21:43	SW846 9056	9090014
Dissolved Metals by EPA Method 6010B								
Arsenic	**0.0393**	P7	mg/L	0.0100	1	08/25/09 16:54	SW846 6010B	9083700
Barium	**0.901**	P7	mg/L	0.0100	1	08/25/09 16:54	SW846 6010B	9083700
Cadmium	ND	P7	mg/L	0.00100	1	08/25/09 16:54	SW846 6010B	9083700
Chromium	ND	P7	mg/L	0.00500	1	08/25/09 16:54	SW846 6010B	9083700
Lead	ND	P7	mg/L	0.00500	1	08/25/09 16:54	SW846 6010B	9083700
Selenium	ND	P7	mg/L	0.0100	1	08/25/09 16:54	SW846 6010B	9083700
Silver	ND	P7	mg/L	0.00500	1	08/25/09 16:54	SW846 6010B	9083700
Dissolved Mercury by EPA Methods 7470A/7471A								
Mercury	ND	P7	mg/L	0.000200	1	08/28/09 12:31	SW846 7470A	9083733
Volatile Organic Compounds by EPA Method 8260B								
Acetone	ND		ug/L	50.0	1	08/29/09 03:28	SW846 8260B	9084014
Benzene	**2700**		ug/L	100	100	09/01/09 14:32	SW846 8260B	9084856

2960 Foster Creighton Road Nashville, TN 37204 * 800-765-0980 * Fax 615-726-3404

Client	Kleinfelder Albuquerque - Exxon	Work Order:	NSH1924
	8300 Jefferson NE Suite B	Project Name:	Exxon Gladiola Station
	Albuquerque, NM 87120	Project Number:	Gladiola Station - Lea County, NM
Attn	David Mazzanti	Received:	08/21/09 08:00

ANALYTICAL REPORT

Analyte	Result	Flag	Units	MRL	Dilution Factor	Analysis Date/Time	Method	Batch
Sample ID: NSH1924-02 (MW2 - Water) - cont. Sampled: 08/19/09 17:30								
Volatile Organic Compounds by EPA Method 8260B - cont.								
Bromobenzene	ND		ug/L	1.00	1	08/29/09 03:28	SW846 8260B	9084014
Bromochloromethane	ND		ug/L	1.00	1	08/29/09 03:28	SW846 8260B	9084014
Bromodichloromethane	ND		ug/L	1.00	1	08/29/09 03:28	SW846 8260B	9084014
Bromoform	ND		ug/L	1.00	1	08/29/09 03:28	SW846 8260B	9084014
Bromomethane	ND		ug/L	1.00	1	08/29/09 03:28	SW846 8260B	9084014
2-Butanone	ND		ug/L	50.0	1	08/29/09 03:28	SW846 8260B	9084014
sec-Butylbenzene	**10.4**		ug/L	1.00	1	08/29/09 03:28	SW846 8260B	9084014
n-Butylbenzene	**14.5**		ug/L	1.00	1	08/29/09 03:28	SW846 8260B	9084014
tert-Butylbenzene	**1.35**		ug/L	1.00	1	08/29/09 03:28	SW846 8260B	9084014
Carbon disulfide	ND		ug/L	1.00	1	08/29/09 03:28	SW846 8260B	9084014
Carbon Tetrachloride	ND		ug/L	1.00	1	08/29/09 03:28	SW846 8260B	9084014
Chlorobenzene	ND		ug/L	1.00	1	08/29/09 03:28	SW846 8260B	9084014
Chlorodibromomethane	ND		ug/L	1.00	1	08/29/09 03:28	SW846 8260B	9084014
Chloroethane	ND		ug/L	1.00	1	08/29/09 03:28	SW846 8260B	9084014
Chloroform	ND		ug/L	1.00	1	08/29/09 03:28	SW846 8260B	9084014
Chloromethane	ND		ug/L	1.00	1	08/29/09 03:28	SW846 8260B	9084014
2-Chlorotoluene	ND		ug/L	1.00	1	08/29/09 03:28	SW846 8260B	9084014
4-Chlorotoluene	ND		ug/L	1.00	1	08/29/09 03:28	SW846 8260B	9084014
1,2-Dibromo-3-chloropropane	ND		ug/L	5.00	1	08/29/09 03:28	SW846 8260B	9084014
1,2-Dibromoethane (EDB)	ND		ug/L	1.00	1	08/29/09 03:28	SW846 8260B	9084014
Dibromomethane	ND		ug/L	1.00	1	08/29/09 03:28	SW846 8260B	9084014
1,4-Dichlorobenzene	ND		ug/L	1.00	1	08/29/09 03:28	SW846 8260B	9084014
1,3-Dichlorobenzene	ND		ug/L	1.00	1	08/29/09 03:28	SW846 8260B	9084014
1,2-Dichlorobenzene	ND		ug/L	1.00	1	08/29/09 03:28	SW846 8260B	9084014
Dichlorodifluoromethane	ND		ug/L	1.00	1	08/29/09 03:28	SW846 8260B	9084014
1,1-Dichloroethane	ND		ug/L	1.00	1	08/29/09 03:28	SW846 8260B	9084014
1,2-Dichloroethane	ND		ug/L	1.00	1	08/29/09 03:28	SW846 8260B	9084014
cis-1,2-Dichloroethene	ND		ug/L	1.00	1	08/29/09 03:28	SW846 8260B	9084014
1,1-Dichloroethene	ND		ug/L	1.00	1	08/29/09 03:28	SW846 8260B	9084014
trans-1,2-Dichloroethene	ND		ug/L	1.00	1	08/29/09 03:28	SW846 8260B	9084014
1,3-Dichloropropane	ND		ug/L	1.00	1	08/29/09 03:28	SW846 8260B	9084014
1,2-Dichloropropane	ND		ug/L	1.00	1	08/29/09 03:28	SW846 8260B	9084014
2,2-Dichloropropane	ND		ug/L	1.00	1	08/29/09 03:28	SW846 8260B	9084014
cis-1,3-Dichloropropene	ND		ug/L	1.00	1	08/29/09 03:28	SW846 8260B	9084014
trans-1,3-Dichloropropene	ND		ug/L	1.00	1	08/29/09 03:28	SW846 8260B	9084014
1,1-Dichloropropene	ND		ug/L	1.00	1	08/29/09 03:28	SW846 8260B	9084014
Ethylbenzene	**495**		ug/L	10.0	10	08/29/09 03:55	SW846 8260B	9084014
Hexachlorobutadiene	ND		ug/L	1.00	1	08/29/09 03:28	SW846 8260B	9084014
2-Hexanone	ND		ug/L	50.0	1	08/29/09 03:28	SW846 8260B	9084014
Isopropylbenzene	**43.0**		ug/L	1.00	1	08/29/09 03:28	SW846 8260B	9084014
p-Isopropyltoluene	**7.96**		ug/L	1.00	1	08/29/09 03:28	SW846 8260B	9084014
Methyl tert-Butyl Ether	ND		ug/L	1.00	1	08/29/09 03:28	SW846 8260B	9084014
Methylene Chloride	ND		ug/L	5.00	1	08/29/09 03:28	SW846 8260B	9084014

Client	Kleinfelder Albuquerque - Exxon	Work Order:	NSH1924
	8300 Jefferson NE Suite B	Project Name:	Exxon Gladiola Station
	Albuquerque, NM 87120	Project Number:	Gladiola Station - Lea County, NM
Attn	David Mazzanti	Received:	08/21/09 08:00

ANALYTICAL REPORT

Analyte	Result	Flag	Units	MRL	Dilution Factor	Analysis Date/Time	Method	Batch
Sample ID: NSH1924-02 (MW2 - Water) - cont. Sampled: 08/19/09 17:30								
Volatile Organic Compounds by EPA Method 8260B - cont.								
4-Methyl-2-pentanone	ND		ug/L	10.0	1	08/29/09 03:28	SW846 8260B	9084014
Naphthalene	**50.3**		ug/L	5.00	1	08/29/09 03:28	SW846 8260B	9084014
n-Propylbenzene	**50.5**		ug/L	1.00	1	08/29/09 03:28	SW846 8260B	9084014
Styrene	ND		ug/L	1.00	1	08/29/09 03:28	SW846 8260B	9084014
1,1,1,2-Tetrachloroethane	ND		ug/L	1.00	1	08/29/09 03:28	SW846 8260B	9084014
1,1,2,2-Tetrachloroethane	ND		ug/L	1.00	1	08/29/09 03:28	SW846 8260B	9084014
Tetrachloroethene	ND		ug/L	1.00	1	08/29/09 03:28	SW846 8260B	9084014
Toluene	**2440**		ug/L	100	100	09/01/09 14:32	SW846 8260B	9084856
1,2,3-Trichlorobenzene	ND		ug/L	1.00	1	08/29/09 03:28	SW846 8260B	9084014
1,2,4-Trichlorobenzene	ND		ug/L	1.00	1	08/29/09 03:28	SW846 8260B	9084014
1,1,2-Trichloroethane	ND		ug/L	1.00	1	08/29/09 03:28	SW846 8260B	9084014
1,1,1-Trichloroethane	ND		ug/L	1.00	1	08/29/09 03:28	SW846 8260B	9084014
Trichloroethene	ND		ug/L	1.00	1	08/29/09 03:28	SW846 8260B	9084014
Trichlorofluoromethane	ND		ug/L	1.00	1	08/29/09 03:28	SW846 8260B	9084014
1,2,3-Trichloropropane	ND		ug/L	1.00	1	08/29/09 03:28	SW846 8260B	9084014
1,3,5-Trimethylbenzene	**76.2**		ug/L	1.00	1	08/29/09 03:28	SW846 8260B	9084014
1,2,4-Trimethylbenzene	**274**		ug/L	10.0	10	08/29/09 03:55	SW846 8260B	9084014
Vinyl chloride	ND		ug/L	1.00	1	08/29/09 03:28	SW846 8260B	9084014
Xylenes, total	**1110**		ug/L	30.0	10	08/29/09 03:55	SW846 8260B	9084014
Surr: 1,2-Dichloroethane-d4 (63-140%)	*121 %*					*08/29/09 03:28*	*SW846 8260B*	*9084014*
Surr: 1,2-Dichloroethane-d4 (63-140%)	*103 %*					*08/29/09 03:55*	*SW846 8260B*	*9084014*
Surr: 1,2-Dichloroethane-d4 (63-140%)	*89 %*					*09/01/09 14:32*	*SW846 8260B*	*9084856*
Surr: Dibromofluoromethane (73-131%)	*125 %*					*08/29/09 03:28*	*SW846 8260B*	*9084014*
Surr: Dibromofluoromethane (73-131%)	*107 %*					*08/29/09 03:55*	*SW846 8260B*	*9084014*
Surr: Dibromofluoromethane (73-131%)	*94 %*					*09/01/09 14:32*	*SW846 8260B*	*9084856*
Surr: Toluene-d8 (80-120%)	*107 %*					*08/29/09 03:28*	*SW846 8260B*	*9084014*
Surr: Toluene-d8 (80-120%)	*98 %*					*08/29/09 03:55*	*SW846 8260B*	*9084014*
Surr: Toluene-d8 (80-120%)	*102 %*					*09/01/09 14:32*	*SW846 8260B*	*9084856*
Surr: 4-Bromofluorobenzene (79-125%)	*94 %*					*08/29/09 03:28*	*SW846 8260B*	*9084014*
Surr: 4-Bromofluorobenzene (79-125%)	*98 %*					*08/29/09 03:55*	*SW846 8260B*	*9084014*
Surr: 4-Bromofluorobenzene (79-125%)	*109 %*					*09/01/09 14:32*	*SW846 8260B*	*9084856*
Polynuclear Aromatic Compounds by EPA Method 8310								
1-Methylnaphthalene	**5070**	R1	ug/L	256	50	09/03/09 16:31	SW846 8310	9083684
2-Methylnaphthalene	**2750**		ug/L	256	50	09/03/09 16:31	SW846 8310	9083684
Acenaphthene	ND		ug/L	5.13	1	09/03/09 05:32	SW846 8310	9083684
Acenaphthylene	ND		ug/L	25.6	1	09/03/09 05:32	SW846 8310	9083684
Anthracene	**78.3**	R12	ug/L	51.3	10	09/03/09 03:42	SW846 8310	9083684
Benzo (a) anthracene	**157**		ug/L	10.3	10	09/03/09 03:42	SW846 8310	9083684
Benzo (a) pyrene	ND		ug/L	0.513	1	09/03/09 05:32	SW846 8310	9083684
Benzo (b) fluoranthene	**31.8**	R1	ug/L	0.513	1	09/03/09 05:32	SW846 8310	9083684
Benzo (g,h,i) perylene	**35.7**	R1	ug/L	1.03	1	09/03/09 05:32	SW846 8310	9083684
Benzo (k) fluoranthene	**26.9**	R1	ug/L	0.718	1	09/03/09 05:32	SW846 8310	9083684
Chrysene	**311**		ug/L	5.13	10	09/03/09 03:42	SW846 8310	9083684
Dibenz (a,h) anthracene	**53.0**	R1	ug/L	1.03	1	09/03/09 05:32	SW846 8310	9083684

Client	Kleinfelder Albuquerque - Exxon	Work Order:	NSH1924
	8300 Jefferson NE Suite B	Project Name:	Exxon Gladiola Station
	Albuquerque, NM 87120	Project Number:	Gladiola Station - Lea County, NM
Attn	David Mazzanti	Received:	08/21/09 08:00

ANALYTICAL REPORT

Analyte	Result	Flag	Units	MRL	Dilution Factor	Analysis Date/Time	Method	Batch
Sample ID: NSH1924-02 (MW2 - Water) - cont. Sampled: 08/19/09 17:30								
Polynuclear Aromatic Compounds by EPA Method 8310 - cont.								
Fluoranthene	**673**	R1	ug/L	10.3	10	09/03/09 03:42	SW846 8310	9083684
Fluorene	**99.2**		ug/L	2.56	1	09/03/09 05:32	SW846 8310	9083684
Indeno (1,2,3-cd) pyrene	**21.6**		ug/L	1.03	1	09/03/09 05:32	SW846 8310	9083684
Naphthalene	**730**		ug/L	103	20	09/03/09 04:09	SW846 8310	9083684
Phenanthrene	**1660**	R1	ug/L	51.3	20	09/03/09 04:09	SW846 8310	9083684
Pyrene	**1410**	R1	ug/L	20.5	20	09/03/09 04:09	SW846 8310	9083684
Surr: p-Terphenyl (10-150%)	*155 %*	*ZX*				*09/03/09 05:32*	*SW846 8310*	*9083684*
Sample ID: NSH1924-03 (MW3 - Water) Sampled: 08/19/09 16:50								
General Chemistry Parameters								
Alkalinity, Total (CaCO3)	**880**		mg/L	10.0	1	08/26/09 19:33	SM2320 B	9084127
Sulfate	ND		mg/L	1.00	1	09/01/09 22:39	SW846 9056	9090014
Total Dissolved Solids	**802**		mg/L	20.0	1	08/25/09 17:16	SM2540 C	9083933
Chloride	**28.4**		mg/L	20.0	20	09/01/09 22:02	SW846 9056	9090014
Dissolved Metals by EPA Method 6010B								
Arsenic	**0.0302**	P7	mg/L	0.0100	1	08/25/09 16:57	SW846 6010B	9083700
Barium	**6.56**	P7	mg/L	0.0100	1	08/25/09 16:57	SW846 6010B	9083700
Cadmium	ND	P7	mg/L	0.00100	1	08/25/09 16:57	SW846 6010B	9083700
Chromium	ND	P7	mg/L	0.00500	1	08/25/09 16:57	SW846 6010B	9083700
Lead	ND	P7	mg/L	0.00500	1	08/25/09 16:57	SW846 6010B	9083700
Selenium	ND	P7	mg/L	0.0100	1	08/25/09 16:57	SW846 6010B	9083700
Silver	ND	P7	mg/L	0.00500	1	08/25/09 16:57	SW846 6010B	9083700
Dissolved Mercury by EPA Methods 7470A/7471A								
Mercury	ND	P7	mg/L	0.000200	1	08/28/09 12:34	SW846 7470A	9083733
Volatile Organic Compounds by EPA Method 8260B								
Acetone	ND		ug/L	50.0	1	08/29/09 04:22	SW846 8260B	9084014
Benzene	**2050**		ug/L	100	100	08/31/09 15:50	SW846 8260B	9090082
Bromobenzene	ND		ug/L	1.00	1	08/29/09 04:22	SW846 8260B	9084014
Bromochloromethane	ND		ug/L	1.00	1	08/29/09 04:22	SW846 8260B	9084014
Bromodichloromethane	ND		ug/L	1.00	1	08/29/09 04:22	SW846 8260B	9084014
Bromoform	ND		ug/L	1.00	1	08/29/09 04:22	SW846 8260B	9084014
Bromomethane	ND		ug/L	1.00	1	08/29/09 04:22	SW846 8260B	9084014
2-Butanone	ND		ug/L	50.0	1	08/29/09 04:22	SW846 8260B	9084014
sec-Butylbenzene	**6.65**		ug/L	1.00	1	08/29/09 04:22	SW846 8260B	9084014
n-Butylbenzene	**9.47**		ug/L	1.00	1	08/29/09 04:22	SW846 8260B	9084014
tert-Butylbenzene	**1.24**		ug/L	1.00	1	08/29/09 04:22	SW846 8260B	9084014
Carbon disulfide	ND		ug/L	1.00	1	08/29/09 04:22	SW846 8260B	9084014
Carbon Tetrachloride	ND		ug/L	1.00	1	08/29/09 04:22	SW846 8260B	9084014
Chlorobenzene	ND		ug/L	1.00	1	08/29/09 04:22	SW846 8260B	9084014
Chlorodibromomethane	ND		ug/L	1.00	1	08/29/09 04:22	SW846 8260B	9084014
Chloroethane	ND		ug/L	1.00	1	08/29/09 04:22	SW846 8260B	9084014
Chloroform	ND		ug/L	1.00	1	08/29/09 04:22	SW846 8260B	9084014

Client	Kleinfelder Albuquerque - Exxon	Work Order:	NSH1924
	8300 Jefferson NE Suite B	Project Name:	Exxon Gladiola Station
	Albuquerque, NM 87120	Project Number:	Gladiola Station - Lea County, NM
Attn	David Mazzanti	Received:	08/21/09 08:00

ANALYTICAL REPORT

Analyte	Result	Flag	Units	MRL	Dilution Factor	Analysis Date/Time	Method	Batch
Sample ID: NSH1924-03 (MW3 - Water) - cont. Sampled: 08/19/09 16:50								
Volatile Organic Compounds by EPA Method 8260B - cont.								
Chloromethane	ND		ug/L	1.00	1	08/29/09 04:22	SW846 8260B	9084014
2-Chlorotoluene	ND		ug/L	1.00	1	08/29/09 04:22	SW846 8260B	9084014
4-Chlorotoluene	ND		ug/L	1.00	1	08/29/09 04:22	SW846 8260B	9084014
1,2-Dibromo-3-chloropropane	ND		ug/L	5.00	1	08/29/09 04:22	SW846 8260B	9084014
1,2-Dibromoethane (EDB)	ND		ug/L	1.00	1	08/29/09 04:22	SW846 8260B	9084014
Dibromomethane	ND		ug/L	1.00	1	08/29/09 04:22	SW846 8260B	9084014
1,4-Dichlorobenzene	ND		ug/L	1.00	1	08/29/09 04:22	SW846 8260B	9084014
1,3-Dichlorobenzene	ND		ug/L	1.00	1	08/29/09 04:22	SW846 8260B	9084014
1,2-Dichlorobenzene	ND		ug/L	1.00	1	08/29/09 04:22	SW846 8260B	9084014
Dichlorodifluoromethane	ND		ug/L	1.00	1	08/29/09 04:22	SW846 8260B	9084014
1,1-Dichloroethane	ND		ug/L	1.00	1	08/29/09 04:22	SW846 8260B	9084014
1,2-Dichloroethane	ND		ug/L	1.00	1	08/29/09 04:22	SW846 8260B	9084014
cis-1,2-Dichloroethene	ND		ug/L	1.00	1	08/29/09 04:22	SW846 8260B	9084014
1,1-Dichloroethene	ND		ug/L	1.00	1	08/29/09 04:22	SW846 8260B	9084014
trans-1,2-Dichloroethene	ND		ug/L	1.00	1	08/29/09 04:22	SW846 8260B	9084014
1,3-Dichloropropane	ND		ug/L	1.00	1	08/29/09 04:22	SW846 8260B	9084014
1,2-Dichloropropane	ND		ug/L	1.00	1	08/29/09 04:22	SW846 8260B	9084014
2,2-Dichloropropane	ND		ug/L	1.00	1	08/29/09 04:22	SW846 8260B	9084014
cis-1,3-Dichloropropene	ND		ug/L	1.00	1	08/29/09 04:22	SW846 8260B	9084014
trans-1,3-Dichloropropene	ND		ug/L	1.00	1	08/29/09 04:22	SW846 8260B	9084014
1,1-Dichloropropene	ND		ug/L	1.00	1	08/29/09 04:22	SW846 8260B	9084014
Ethylbenzene	**174**		ug/L	1.00	1	08/29/09 04:22	SW846 8260B	9084014
Hexachlorobutadiene	ND		ug/L	1.00	1	08/29/09 04:22	SW846 8260B	9084014
2-Hexanone	ND		ug/L	50.0	1	08/29/09 04:22	SW846 8260B	9084014
Isopropylbenzene	**17.5**		ug/L	1.00	1	08/29/09 04:22	SW846 8260B	9084014
p-Isopropyltoluene	**8.39**		ug/L	1.00	1	08/29/09 04:22	SW846 8260B	9084014
Methyl tert-Butyl Ether	ND		ug/L	1.00	1	08/29/09 04:22	SW846 8260B	9084014
Methylene Chloride	ND		ug/L	5.00	1	08/29/09 04:22	SW846 8260B	9084014
4-Methyl-2-pentanone	ND		ug/L	10.0	1	08/29/09 04:22	SW846 8260B	9084014
Naphthalene	**33.1**		ug/L	5.00	1	08/29/09 04:22	SW846 8260B	9084014
n-Propylbenzene	**17.2**		ug/L	1.00	1	08/29/09 04:22	SW846 8260B	9084014
Styrene	ND		ug/L	1.00	1	08/29/09 04:22	SW846 8260B	9084014
1,1,1,2-Tetrachloroethane	ND		ug/L	1.00	1	08/29/09 04:22	SW846 8260B	9084014
1,1,2,2-Tetrachloroethane	ND		ug/L	1.00	1	08/29/09 04:22	SW846 8260B	9084014
Tetrachloroethene	ND		ug/L	1.00	1	08/29/09 04:22	SW846 8260B	9084014
Toluene	ND		ug/L	1.00	1	08/29/09 04:22	SW846 8260B	9084014
1,2,3-Trichlorobenzene	ND		ug/L	1.00	1	08/29/09 04:22	SW846 8260B	9084014
1,2,4-Trichlorobenzene	ND		ug/L	1.00	1	08/29/09 04:22	SW846 8260B	9084014
1,1,2-Trichloroethane	ND		ug/L	1.00	1	08/29/09 04:22	SW846 8260B	9084014
1,1,1-Trichloroethane	ND		ug/L	1.00	1	08/29/09 04:22	SW846 8260B	9084014
Trichloroethene	ND		ug/L	1.00	1	08/29/09 04:22	SW846 8260B	9084014
Trichlorofluoromethane	ND		ug/L	1.00	1	08/29/09 04:22	SW846 8260B	9084014
1,2,3-Trichloropropane	ND		ug/L	1.00	1	08/29/09 04:22	SW846 8260B	9084014

Client	Kleinfelder Albuquerque - Exxon	Work Order:	NSH1924
	8300 Jefferson NE Suite B	Project Name:	Exxon Gladiola Station
	Albuquerque, NM 87120	Project Number:	Gladiola Station - Lea County, NM
Attn	David Mazzanti	Received:	08/21/09 08:00

ANALYTICAL REPORT

Analyte	Result	Flag	Units	MRL	Dilution Factor	Analysis Date/Time	Method	Batch
Sample ID: NSH1924-03 (MW3 - Water) - cont. Sampled: 08/19/09 16:50								
Volatile Organic Compounds by EPA Method 8260B - cont.								
1,3,5-Trimethylbenzene	**85.4**		ug/L	1.00	1	08/29/09 04:22	SW846 8260B	9084014
1,2,4-Trimethylbenzene	**170**		ug/L	1.00	1	08/29/09 04:22	SW846 8260B	9084014
Vinyl chloride	ND		ug/L	1.00	1	08/29/09 04:22	SW846 8260B	9084014
Xylenes, total	**317**		ug/L	3.00	1	08/29/09 04:22	SW846 8260B	9084014
Surr: 1,2-Dichloroethane-d4 (63-140%)	*105 %*					*08/29/09 04:22*	*SW846 8260B*	*9084014*
Surr: 1,2-Dichloroethane-d4 (63-140%)	*118 %*					*08/31/09 15:50*	*SW846 8260B*	*9090082*
Surr: Dibromofluoromethane (73-131%)	*108 %*					*08/29/09 04:22*	*SW846 8260B*	*9084014*
Surr: Dibromofluoromethane (73-131%)	*110 %*					*08/31/09 15:50*	*SW846 8260B*	*9090082*
Surr: Toluene-d8 (80-120%)	*98 %*					*08/29/09 04:22*	*SW846 8260B*	*9084014*
Surr: Toluene-d8 (80-120%)	*93 %*					*08/31/09 15:50*	*SW846 8260B*	*9090082*
Surr: 4-Bromofluorobenzene (79-125%)	*101 %*					*08/29/09 04:22*	*SW846 8260B*	*9084014*
Surr: 4-Bromofluorobenzene (79-125%)	*116 %*					*08/31/09 15:50*	*SW846 8260B*	*9090082*
Polynuclear Aromatic Compounds by EPA Method 8310								
1-Methylnaphthalene	**245**		ug/L	20.5	20	09/03/09 16:59	SW846 8310	9083684
2-Methylnaphthalene	**88.5**		ug/L	10.3	10	09/03/09 04:37	SW846 8310	9083684
Acenaphthene	ND		ug/L	1.03	1	09/03/09 06:00	SW846 8310	9083684
Acenaphthylene	ND		ug/L	5.13	1	09/03/09 06:00	SW846 8310	9083684
Anthracene	**9.66**	R12	ug/L	1.03	1	09/03/09 06:00	SW846 8310	9083684
Benzo (a) anthracene	**23.4**	R1	ug/L	2.05	10	09/03/09 04:37	SW846 8310	9083684
Benzo (a) pyrene	**2.25**	R1	ug/L	0.103	1	09/03/09 06:00	SW846 8310	9083684
Benzo (b) fluoranthene	**4.90**	R1	ug/L	0.103	1	09/03/09 06:00	SW846 8310	9083684
Benzo (g,h,i) perylene	**4.22**	R1	ug/L	0.205	1	09/03/09 06:00	SW846 8310	9083684
Benzo (k) fluoranthene	**4.16**	R1	ug/L	0.144	1	09/03/09 06:00	SW846 8310	9083684
Chrysene	**46.1**		ug/L	1.03	10	09/03/09 04:37	SW846 8310	9083684
Dibenz (a,h) anthracene	**6.30**	R1	ug/L	0.205	1	09/03/09 06:00	SW846 8310	9083684
Fluoranthene	**90.7**	R1	ug/L	2.05	10	09/03/09 04:37	SW846 8310	9083684
Fluorene	**8.25**		ug/L	0.513	1	09/03/09 06:00	SW846 8310	9083684
Indeno (1,2,3-cd) pyrene	**2.71**		ug/L	0.205	1	09/03/09 06:00	SW846 8310	9083684
Naphthalene	**35.3**	R1	ug/L	10.3	10	09/03/09 04:37	SW846 8310	9083684
Phenanthrene	**146**	R1	ug/L	5.13	10	09/03/09 04:37	SW846 8310	9083684
Pyrene	**161**	R1	ug/L	2.05	10	09/03/09 04:37	SW846 8310	9083684
Surr: p-Terphenyl (10-150%)	*100 %*					*09/03/09 06:00*	*SW846 8310*	*9083684*

TestAmerica
THE LEADER IN ENVIRONMENTAL TESTING
2960 Foster Creighton Road Nashville, TN 37204 * 800-765-0980 * Fax 615-726-3404

Client	Kleinfelder Albuquerque - Exxon	Work Order:	NSH1924
	8300 Jefferson NE Suite B	Project Name:	Exxon Gladiola Station
	Albuquerque, NM 87120	Project Number:	Gladiola Station - Lea County, NM
Attn	David Mazzanti	Received:	08/21/09 08:00

ANALYTICAL REPORT

Analyte	Result	Flag	Units	MRL	Dilution Factor	Analysis Date/Time	Method	Batch
Sample ID: NSH1924-04 (MW4 - Water) Sampled: 08/19/09 13:50								
General Chemistry Parameters								
Alkalinity, Total (CaCO3)	**807**		mg/L	10.0	1	08/26/09 19:33	SM2320 B	9084127
Sulfate	ND		mg/L	1.00	1	09/01/09 23:15	SW846 9056	9090014
Total Dissolved Solids	**860**		mg/L	20.0	1	08/25/09 17:16	SM2540 C	9083933
Chloride	**18.9**		mg/L	10.0	10	09/02/09 12:27	SW846 9056	9090014
Dissolved Metals by EPA Method 6010B								
Arsenic	**0.0133**	P7	mg/L	0.0100	1	08/25/09 17:01	SW846 6010B	9083700
Barium	**8.19**	P7	mg/L	0.0100	1	08/25/09 17:01	SW846 6010B	9083700
Cadmium	ND	P7	mg/L	0.00100	1	08/25/09 17:01	SW846 6010B	9083700
Chromium	ND	P7	mg/L	0.00500	1	08/25/09 17:01	SW846 6010B	9083700
Lead	ND	P7	mg/L	0.00500	1	08/25/09 17:01	SW846 6010B	9083700
Selenium	ND	P7	mg/L	0.0100	1	08/25/09 17:01	SW846 6010B	9083700
Silver	ND	P7	mg/L	0.00500	1	08/25/09 17:01	SW846 6010B	9083700
Dissolved Mercury by EPA Methods 7470A/7471A								
Mercury	ND	P7	mg/L	0.000200	1	08/28/09 12:36	SW846 7470A	9083733
Volatile Organic Compounds by EPA Method 8260B								
Acetone	ND		ug/L	50.0	1	08/29/09 05:15	SW846 8260B	9084014
Benzene	**2890**		ug/L	100	100	08/31/09 16:18	SW846 8260B	9090082
Bromobenzene	ND		ug/L	1.00	1	08/29/09 05:15	SW846 8260B	9084014
Bromochloromethane	ND		ug/L	1.00	1	08/29/09 05:15	SW846 8260B	9084014
Bromodichloromethane	ND		ug/L	1.00	1	08/29/09 05:15	SW846 8260B	9084014
Bromoform	ND		ug/L	1.00	1	08/29/09 05:15	SW846 8260B	9084014
Bromomethane	ND		ug/L	1.00	1	08/29/09 05:15	SW846 8260B	9084014
2-Butanone	ND		ug/L	50.0	1	08/29/09 05:15	SW846 8260B	9084014
sec-Butylbenzene	**9.10**		ug/L	1.00	1	08/29/09 05:15	SW846 8260B	9084014
n-Butylbenzene	**13.0**		ug/L	1.00	1	08/29/09 05:15	SW846 8260B	9084014
tert-Butylbenzene	**1.14**		ug/L	1.00	1	08/29/09 05:15	SW846 8260B	9084014
Carbon disulfide	ND		ug/L	1.00	1	08/29/09 05:15	SW846 8260B	9084014
Carbon Tetrachloride	ND		ug/L	1.00	1	08/29/09 05:15	SW846 8260B	9084014
Chlorobenzene	ND		ug/L	1.00	1	08/29/09 05:15	SW846 8260B	9084014
Chlorodibromomethane	ND		ug/L	1.00	1	08/29/09 05:15	SW846 8260B	9084014
Chloroethane	ND		ug/L	1.00	1	08/29/09 05:15	SW846 8260B	9084014
Chloroform	ND		ug/L	1.00	1	08/29/09 05:15	SW846 8260B	9084014
Chloromethane	ND		ug/L	1.00	1	08/29/09 05:15	SW846 8260B	9084014
2-Chlorotoluene	ND		ug/L	1.00	1	08/29/09 05:15	SW846 8260B	9084014
4-Chlorotoluene	ND		ug/L	1.00	1	08/29/09 05:15	SW846 8260B	9084014
1,2-Dibromo-3-chloropropane	ND		ug/L	5.00	1	08/29/09 05:15	SW846 8260B	9084014
1,2-Dibromoethane (EDB)	ND		ug/L	1.00	1	08/29/09 05:15	SW846 8260B	9084014
Dibromomethane	ND		ug/L	1.00	1	08/29/09 05:15	SW846 8260B	9084014
1,4-Dichlorobenzene	ND		ug/L	1.00	1	08/29/09 05:15	SW846 8260B	9084014
1,3-Dichlorobenzene	ND		ug/L	1.00	1	08/29/09 05:15	SW846 8260B	9084014
1,2-Dichlorobenzene	ND		ug/L	1.00	1	08/29/09 05:15	SW846 8260B	9084014
Dichlorodifluoromethane	ND		ug/L	1.00	1	08/29/09 05:15	SW846 8260B	9084014

Client	Kleinfelder Albuquerque - Exxon	Work Order:	NSH1924
	8300 Jefferson NE Suite B	Project Name:	Exxon Gladiola Station
	Albuquerque, NM 87120	Project Number:	Gladiola Station - Lea County, NM
Attn	David Mazzanti	Received:	08/21/09 08:00

ANALYTICAL REPORT

Analyte	Result	Flag	Units	MRL	Dilution Factor	Analysis Date/Time	Method	Batch
Sample ID: NSH1924-04 (MW4 - Water) - cont. Sampled: 08/19/09 13:50								
Volatile Organic Compounds by EPA Method 8260B - cont.								
1,1-Dichloroethane	ND		ug/L	1.00	1	08/29/09 05:15	SW846 8260B	9084014
1,2-Dichloroethane	ND		ug/L	1.00	1	08/29/09 05:15	SW846 8260B	9084014
cis-1,2-Dichloroethene	ND		ug/L	1.00	1	08/29/09 05:15	SW846 8260B	9084014
1,1-Dichloroethene	ND		ug/L	1.00	1	08/29/09 05:15	SW846 8260B	9084014
trans-1,2-Dichloroethene	ND		ug/L	1.00	1	08/29/09 05:15	SW846 8260B	9084014
1,3-Dichloropropane	ND		ug/L	1.00	1	08/29/09 05:15	SW846 8260B	9084014
1,2-Dichloropropane	ND		ug/L	1.00	1	08/29/09 05:15	SW846 8260B	9084014
2,2-Dichloropropane	ND		ug/L	1.00	1	08/29/09 05:15	SW846 8260B	9084014
cis-1,3-Dichloropropene	ND		ug/L	1.00	1	08/29/09 05:15	SW846 8260B	9084014
trans-1,3-Dichloropropene	ND		ug/L	1.00	1	08/29/09 05:15	SW846 8260B	9084014
1,1-Dichloropropene	ND		ug/L	1.00	1	08/29/09 05:15	SW846 8260B	9084014
Ethylbenzene	**336**		ug/L	10.0	10	08/29/09 05:42	SW846 8260B	9084014
Hexachlorobutadiene	ND		ug/L	1.00	1	08/29/09 05:15	SW846 8260B	9084014
2-Hexanone	ND		ug/L	50.0	1	08/29/09 05:15	SW846 8260B	9084014
Isopropylbenzene	**35.9**		ug/L	1.00	1	08/29/09 05:15	SW846 8260B	9084014
p-Isopropyltoluene	**9.27**		ug/L	1.00	1	08/29/09 05:15	SW846 8260B	9084014
Methyl tert-Butyl Ether	ND		ug/L	1.00	1	08/29/09 05:15	SW846 8260B	9084014
Methylene Chloride	ND		ug/L	5.00	1	08/29/09 05:15	SW846 8260B	9084014
4-Methyl-2-pentanone	ND		ug/L	10.0	1	08/29/09 05:15	SW846 8260B	9084014
Naphthalene	**64.2**		ug/L	5.00	1	08/29/09 05:15	SW846 8260B	9084014
n-Propylbenzene	**40.3**		ug/L	1.00	1	08/29/09 05:15	SW846 8260B	9084014
Styrene	ND		ug/L	1.00	1	08/29/09 05:15	SW846 8260B	9084014
1,1,1,2-Tetrachloroethane	ND		ug/L	1.00	1	08/29/09 05:15	SW846 8260B	9084014
1,1,2,2-Tetrachloroethane	ND		ug/L	1.00	1	08/29/09 05:15	SW846 8260B	9084014
Tetrachloroethene	ND		ug/L	1.00	1	08/29/09 05:15	SW846 8260B	9084014
Toluene	ND		ug/L	1.00	1	08/29/09 05:15	SW846 8260B	9084014
1,2,3-Trichlorobenzene	ND		ug/L	1.00	1	08/29/09 05:15	SW846 8260B	9084014
1,2,4-Trichlorobenzene	ND		ug/L	1.00	1	08/29/09 05:15	SW846 8260B	9084014
1,1,2-Trichloroethane	ND		ug/L	1.00	1	08/29/09 05:15	SW846 8260B	9084014
1,1,1-Trichloroethane	ND		ug/L	1.00	1	08/29/09 05:15	SW846 8260B	9084014
Trichloroethene	ND		ug/L	1.00	1	08/29/09 05:15	SW846 8260B	9084014
Trichlorofluoromethane	ND		ug/L	1.00	1	08/29/09 05:15	SW846 8260B	9084014
1,2,3-Trichloropropane	ND		ug/L	1.00	1	08/29/09 05:15	SW846 8260B	9084014
1,3,5-Trimethylbenzene	**116**		ug/L	1.00	1	08/29/09 05:15	SW846 8260B	9084014
1,2,4-Trimethylbenzene	**374**		ug/L	10.0	10	08/29/09 05:42	SW846 8260B	9084014
Vinyl chloride	ND		ug/L	1.00	1	08/29/09 05:15	SW846 8260B	9084014
Xylenes, total	**600**		ug/L	30.0	10	08/29/09 05:42	SW846 8260B	9084014
Surr: 1,2-Dichloroethane-d4 (63-140%)	*121 %*					*08/29/09 05:15*	*SW846 8260B*	*9084014*
Surr: 1,2-Dichloroethane-d4 (63-140%)	*105 %*					*08/29/09 05:42*	*SW846 8260B*	*9084014*
Surr: 1,2-Dichloroethane-d4 (63-140%)	*120 %*					*08/31/09 16:18*	*SW846 8260B*	*9090082*
Surr: Dibromofluoromethane (73-131%)	*123 %*					*08/29/09 05:15*	*SW846 8260B*	*9084014*
Surr: Dibromofluoromethane (73-131%)	*113 %*					*08/29/09 05:42*	*SW846 8260B*	*9084014*
Surr: Dibromofluoromethane (73-131%)	*113 %*					*08/31/09 16:18*	*SW846 8260B*	*9090082*
Surr: Toluene-d8 (80-120%)	*99 %*					*08/29/09 05:15*	*SW846 8260B*	*9084014*

Client	Kleinfelder Albuquerque - Exxon	Work Order:	NSH1924
	8300 Jefferson NE Suite B	Project Name:	Exxon Gladiola Station
	Albuquerque, NM 87120	Project Number:	Gladiola Station - Lea County, NM
Attn	David Mazzanti	Received:	08/21/09 08:00

ANALYTICAL REPORT

Analyte	Result	Flag	Units	MRL	Dilution Factor	Analysis Date/Time	Method	Batch
Sample ID: NSH1924-04 (MW4 - Water) - cont. Sampled: 08/19/09 13:50								
Volatile Organic Compounds by EPA Method 8260B - cont.								
Surr: Toluene-d8 (80-120%)	*97 %*					*08/29/09 05:42*	*SW846 8260B*	*9084014*
Surr: Toluene-d8 (80-120%)	*99 %*					*08/31/09 16:18*	*SW846 8260B*	*9090082*
Surr: 4-Bromofluorobenzene (79-125%)	*96 %*					*08/29/09 05:15*	*SW846 8260B*	*9084014*
Surr: 4-Bromofluorobenzene (79-125%)	*98 %*					*08/29/09 05:42*	*SW846 8260B*	*9084014*
Surr: 4-Bromofluorobenzene (79-125%)	*118 %*					*08/31/09 16:18*	*SW846 8260B*	*9090082*
Polynuclear Aromatic Compounds by EPA Method 8310								
1-Methylnaphthalene	**57.8**		ug/L	4.85	5	09/03/09 18:49	SW846 8310	9083684
2-Methylnaphthalene	**50.9**		ug/L	4.85	5	09/03/09 18:49	SW846 8310	9083684
Acenaphthene	ND		ug/L	0.971	1	09/03/09 06:27	SW846 8310	9083684
Acenaphthylene	ND		ug/L	4.85	1	09/03/09 06:27	SW846 8310	9083684
Anthracene	ND		ug/L	0.971	1	09/03/09 06:27	SW846 8310	9083684
Benzo (a) anthracene	ND		ug/L	0.194	1	09/03/09 06:27	SW846 8310	9083684
Benzo (a) pyrene	ND		ug/L	0.0971	1	09/03/09 06:27	SW846 8310	9083684
Benzo (b) fluoranthene	ND		ug/L	0.0971	1	09/03/09 06:27	SW846 8310	9083684
Benzo (g,h,i) perylene	ND		ug/L	0.194	1	09/03/09 06:27	SW846 8310	9083684
Benzo (k) fluoranthene	ND		ug/L	0.136	1	09/03/09 06:27	SW846 8310	9083684
Chrysene	**2.17**		ug/L	0.0971	1	09/03/09 06:27	SW846 8310	9083684
Dibenz (a,h) anthracene	ND		ug/L	0.194	1	09/03/09 06:27	SW846 8310	9083684
Fluoranthene	**3.65**	R1	ug/L	0.194	1	09/03/09 06:27	SW846 8310	9083684
Fluorene	**1.26**		ug/L	0.485	1	09/03/09 06:27	SW846 8310	9083684
Indeno (1,2,3-cd) pyrene	**0.459**	R1	ug/L	0.194	1	09/03/09 06:27	SW846 8310	9083684
Naphthalene	**36.9**		ug/L	4.85	5	09/03/09 18:49	SW846 8310	9083684
Phenanthrene	**14.3**	R1	ug/L	0.485	1	09/03/09 06:27	SW846 8310	9083684
Pyrene	**8.54**	R1	ug/L	0.194	1	09/03/09 06:27	SW846 8310	9083684
Surr: p-Terphenyl (10-150%)	*79 %*					*09/03/09 06:27*	*SW846 8310*	*9083684*
Sample ID: NSH1924-05 (MW5 - Water) Sampled: 08/19/09 09:20								
General Chemistry Parameters								
Alkalinity, Total (CaCO3)	**856**		mg/L	10.0	1	08/26/09 19:33	SM2320 B	9084127
Sulfate	ND		mg/L	1.00	1	09/01/09 23:52	SW846 9056	9090014
Total Dissolved Solids	**752**		mg/L	40.0	1	08/25/09 17:16	SM2540 C	9083933
Chloride	**7.02**		mg/L	1.00	1	09/01/09 23:52	SW846 9056	9090014
Dissolved Metals by EPA Method 6010B								
Arsenic	**0.0310**	P7	mg/L	0.0100	1	08/25/09 17:11	SW846 6010B	9083700
Barium	**3.68**	P7	mg/L	0.0100	1	08/25/09 17:11	SW846 6010B	9083700
Cadmium	ND	P7	mg/L	0.00100	1	08/25/09 17:11	SW846 6010B	9083700
Chromium	ND	P7	mg/L	0.00500	1	08/25/09 17:11	SW846 6010B	9083700
Lead	ND	P7	mg/L	0.00500	1	08/25/09 17:11	SW846 6010B	9083700
Selenium	ND	P7	mg/L	0.0100	1	08/25/09 17:11	SW846 6010B	9083700
Silver	ND	P7	mg/L	0.00500	1	08/25/09 17:11	SW846 6010B	9083700
Dissolved Mercury by EPA Methods 7470A/7471A								
Mercury	ND	P7	mg/L	0.000200	1	08/28/09 12:38	SW846 7470A	9083733

Client	Kleinfelder Albuquerque - Exxon	Work Order:	NSH1924
	8300 Jefferson NE Suite B	Project Name:	Exxon Gladiola Station
	Albuquerque, NM 87120	Project Number:	Gladiola Station - Lea County, NM
Attn	David Mazzanti	Received:	08/21/09 08:00

ANALYTICAL REPORT

Analyte	Result	Flag	Units	MRL	Dilution Factor	Analysis Date/Time	Method	Batch
Sample ID: NSH1924-05 (MW5 - Water) - cont. Sampled: 08/19/09 09:20								
Volatile Organic Compounds by EPA Method 8260B								
Acetone	ND		ug/L	50.0	1	08/29/09 06:09	SW846 8260B	9084014
Benzene	**4680**		ug/L	100	100	08/31/09 16:45	SW846 8260B	9090082
Bromobenzene	ND		ug/L	1.00	1	08/29/09 06:09	SW846 8260B	9084014
Bromochloromethane	ND		ug/L	1.00	1	08/29/09 06:09	SW846 8260B	9084014
Bromodichloromethane	ND		ug/L	1.00	1	08/29/09 06:09	SW846 8260B	9084014
Bromoform	ND		ug/L	1.00	1	08/29/09 06:09	SW846 8260B	9084014
Bromomethane	ND		ug/L	1.00	1	08/29/09 06:09	SW846 8260B	9084014
2-Butanone	ND		ug/L	50.0	1	08/29/09 06:09	SW846 8260B	9084014
sec-Butylbenzene	**8.22**		ug/L	1.00	1	08/29/09 06:09	SW846 8260B	9084014
n-Butylbenzene	**7.11**		ug/L	1.00	1	08/29/09 06:09	SW846 8260B	9084014
tert-Butylbenzene	**1.24**		ug/L	1.00	1	08/29/09 06:09	SW846 8260B	9084014
Carbon disulfide	ND		ug/L	1.00	1	08/29/09 06:09	SW846 8260B	9084014
Carbon Tetrachloride	ND		ug/L	1.00	1	08/29/09 06:09	SW846 8260B	9084014
Chlorobenzene	ND		ug/L	1.00	1	08/29/09 06:09	SW846 8260B	9084014
Chlorodibromomethane	ND		ug/L	1.00	1	08/29/09 06:09	SW846 8260B	9084014
Chloroethane	ND		ug/L	1.00	1	08/29/09 06:09	SW846 8260B	9084014
Chloroform	ND		ug/L	1.00	1	08/29/09 06:09	SW846 8260B	9084014
Chloromethane	ND		ug/L	1.00	1	08/29/09 06:09	SW846 8260B	9084014
2-Chlorotoluene	ND		ug/L	1.00	1	08/29/09 06:09	SW846 8260B	9084014
4-Chlorotoluene	ND		ug/L	1.00	1	08/29/09 06:09	SW846 8260B	9084014
1,2-Dibromo-3-chloropropane	ND		ug/L	5.00	1	08/29/09 06:09	SW846 8260B	9084014
1,2-Dibromoethane (EDB)	ND		ug/L	1.00	1	08/29/09 06:09	SW846 8260B	9084014
Dibromomethane	ND		ug/L	1.00	1	08/29/09 06:09	SW846 8260B	9084014
1,4-Dichlorobenzene	ND		ug/L	1.00	1	08/29/09 06:09	SW846 8260B	9084014
1,3-Dichlorobenzene	ND		ug/L	1.00	1	08/29/09 06:09	SW846 8260B	9084014
1,2-Dichlorobenzene	ND		ug/L	1.00	1	08/29/09 06:09	SW846 8260B	9084014
Dichlorodifluoromethane	ND		ug/L	1.00	1	08/29/09 06:09	SW846 8260B	9084014
1,1-Dichloroethane	ND		ug/L	1.00	1	08/29/09 06:09	SW846 8260B	9084014
1,2-Dichloroethane	ND		ug/L	1.00	1	08/29/09 06:09	SW846 8260B	9084014
cis-1,2-Dichloroethene	ND		ug/L	1.00	1	08/29/09 06:09	SW846 8260B	9084014
1,1-Dichloroethene	ND		ug/L	1.00	1	08/29/09 06:09	SW846 8260B	9084014
trans-1,2-Dichloroethene	ND		ug/L	1.00	1	08/29/09 06:09	SW846 8260B	9084014
1,3-Dichloropropane	ND		ug/L	1.00	1	08/29/09 06:09	SW846 8260B	9084014
1,2-Dichloropropane	ND		ug/L	1.00	1	08/29/09 06:09	SW846 8260B	9084014
2,2-Dichloropropane	ND		ug/L	1.00	1	08/29/09 06:09	SW846 8260B	9084014
cis-1,3-Dichloropropene	ND		ug/L	1.00	1	08/29/09 06:09	SW846 8260B	9084014
trans-1,3-Dichloropropene	ND		ug/L	1.00	1	08/29/09 06:09	SW846 8260B	9084014
1,1-Dichloropropene	ND		ug/L	1.00	1	08/29/09 06:09	SW846 8260B	9084014
Ethylbenzene	**726**		ug/L	10.0	10	08/29/09 06:36	SW846 8260B	9084014
Hexachlorobutadiene	ND		ug/L	1.00	1	08/29/09 06:09	SW846 8260B	9084014
2-Hexanone	ND		ug/L	50.0	1	08/29/09 06:09	SW846 8260B	9084014
Isopropylbenzene	**49.4**		ug/L	1.00	1	08/29/09 06:09	SW846 8260B	9084014
p-Isopropyltoluene	**7.20**		ug/L	1.00	1	08/29/09 06:09	SW846 8260B	9084014

Client	Kleinfelder Albuquerque - Exxon	Work Order:	NSH1924
	8300 Jefferson NE Suite B	Project Name:	Exxon Gladiola Station
	Albuquerque, NM 87120	Project Number:	Gladiola Station - Lea County, NM
Attn	David Mazzanti	Received:	08/21/09 08:00

ANALYTICAL REPORT

Analyte	Result	Flag	Units	MRL	Dilution Factor	Analysis Date/Time	Method	Batch
Sample ID: NSH1924-05 (MW5 - Water) - cont. Sampled: 08/19/09 09:20								
Volatile Organic Compounds by EPA Method 8260B - cont.								
Methyl tert-Butyl Ether	ND		ug/L	1.00	1	08/29/09 06:09	SW846 8260B	9084014
Methylene Chloride	ND		ug/L	5.00	1	08/29/09 06:09	SW846 8260B	9084014
4-Methyl-2-pentanone	ND		ug/L	10.0	1	08/29/09 06:09	SW846 8260B	9084014
Naphthalene	**80.1**		ug/L	5.00	1	08/29/09 06:09	SW846 8260B	9084014
n-Propylbenzene	**45.6**		ug/L	1.00	1	08/29/09 06:09	SW846 8260B	9084014
Styrene	ND		ug/L	1.00	1	08/29/09 06:09	SW846 8260B	9084014
1,1,1,2-Tetrachloroethane	ND		ug/L	1.00	1	08/29/09 06:09	SW846 8260B	9084014
1,1,2,2-Tetrachloroethane	ND		ug/L	1.00	1	08/29/09 06:09	SW846 8260B	9084014
Tetrachloroethene	ND		ug/L	1.00	1	08/29/09 06:09	SW846 8260B	9084014
Toluene	**56.7**		ug/L	1.00	1	08/29/09 06:09	SW846 8260B	9084014
1,2,3-Trichlorobenzene	ND		ug/L	1.00	1	08/29/09 06:09	SW846 8260B	9084014
1,2,4-Trichlorobenzene	ND		ug/L	1.00	1	08/29/09 06:09	SW846 8260B	9084014
1,1,2-Trichloroethane	ND		ug/L	1.00	1	08/29/09 06:09	SW846 8260B	9084014
1,1,1-Trichloroethane	ND		ug/L	1.00	1	08/29/09 06:09	SW846 8260B	9084014
Trichloroethene	ND		ug/L	1.00	1	08/29/09 06:09	SW846 8260B	9084014
Trichlorofluoromethane	ND		ug/L	1.00	1	08/29/09 06:09	SW846 8260B	9084014
1,2,3-Trichloropropane	ND		ug/L	1.00	1	08/29/09 06:09	SW846 8260B	9084014
1,3,5-Trimethylbenzene	**43.7**		ug/L	1.00	1	08/29/09 06:09	SW846 8260B	9084014
1,2,4-Trimethylbenzene	**191**		ug/L	1.00	1	08/29/09 06:09	SW846 8260B	9084014
Vinyl chloride	ND		ug/L	1.00	1	08/29/09 06:09	SW846 8260B	9084014
Xylenes, total	**932**		ug/L	30.0	10	08/29/09 06:36	SW846 8260B	9084014
Surr: 1,2-Dichloroethane-d4 (63-140%)	*125 %*					*08/29/09 06:09*	*SW846 8260B*	*9084014*
Surr: 1,2-Dichloroethane-d4 (63-140%)	*107 %*					*08/29/09 06:36*	*SW846 8260B*	*9084014*
Surr: 1,2-Dichloroethane-d4 (63-140%)	*109 %*					*08/31/09 16:45*	*SW846 8260B*	*9090082*
Surr: Dibromofluoromethane (73-131%)	*123 %*					*08/29/09 06:09*	*SW846 8260B*	*9084014*
Surr: Dibromofluoromethane (73-131%)	*112 %*					*08/29/09 06:36*	*SW846 8260B*	*9084014*
Surr: Dibromofluoromethane (73-131%)	*101 %*					*08/31/09 16:45*	*SW846 8260B*	*9090082*
Surr: Toluene-d8 (80-120%)	*98 %*					*08/29/09 06:09*	*SW846 8260B*	*9084014*
Surr: Toluene-d8 (80-120%)	*96 %*					*08/29/09 06:36*	*SW846 8260B*	*9084014*
Surr: Toluene-d8 (80-120%)	*101 %*					*08/31/09 16:45*	*SW846 8260B*	*9090082*
Surr: 4-Bromofluorobenzene (79-125%)	*94 %*					*08/29/09 06:09*	*SW846 8260B*	*9084014*
Surr: 4-Bromofluorobenzene (79-125%)	*96 %*					*08/29/09 06:36*	*SW846 8260B*	*9084014*
Surr: 4-Bromofluorobenzene (79-125%)	*123 %*					*08/31/09 16:45*	*SW846 8260B*	*9090082*
Polynuclear Aromatic Compounds by EPA Method 8310								
1-Methylnaphthalene	**189**	R1	ug/L	9.71	10	09/03/09 19:45	SW846 8310	9083684
2-Methylnaphthalene	**103**		ug/L	9.71	10	09/03/09 19:45	SW846 8310	9083684
Acenaphthene	ND		ug/L	0.971	1	09/03/09 06:55	SW846 8310	9083684
Acenaphthylene	ND		ug/L	4.85	1	09/03/09 06:55	SW846 8310	9083684
Anthracene	ND		ug/L	0.971	1	09/03/09 06:55	SW846 8310	9083684
Benzo (a) anthracene	ND		ug/L	0.194	1	09/03/09 06:55	SW846 8310	9083684
Benzo (a) pyrene	ND		ug/L	0.0971	1	09/03/09 06:55	SW846 8310	9083684
Benzo (b) fluoranthene	ND		ug/L	0.0971	1	09/03/09 06:55	SW846 8310	9083684
Benzo (g,h,i) perylene	ND		ug/L	0.194	1	09/03/09 06:55	SW846 8310	9083684
Benzo (k) fluoranthene	ND		ug/L	0.136	1	09/03/09 06:55	SW846 8310	9083684

Client	Kleinfelder Albuquerque - Exxon	Work Order:	NSH1924
	8300 Jefferson NE Suite B	Project Name:	Exxon Gladiola Station
	Albuquerque, NM 87120	Project Number:	Gladiola Station - Lea County, NM
Attn	David Mazzanti	Received:	08/21/09 08:00

ANALYTICAL REPORT

Analyte	Result	Flag	Units	MRL	Dilution Factor	Analysis Date/Time	Method	Batch
Sample ID: NSH1924-05 (MW5 - Water) - cont. Sampled: 08/19/09 09:20								
Polynuclear Aromatic Compounds by EPA Method 8310 - cont.								
Chrysene	**0.639**		ug/L	0.0971	1	09/03/09 06:55	SW846 8310	9083684
Dibenz (a,h) anthracene	ND		ug/L	0.194	1	09/03/09 06:55	SW846 8310	9083684
Fluoranthene	**2.53**	R1	ug/L	0.194	1	09/03/09 06:55	SW846 8310	9083684
Fluorene	**2.41**		ug/L	0.485	1	09/03/09 06:55	SW846 8310	9083684
Indeno (1,2,3-cd) pyrene	ND		ug/L	0.194	1	09/03/09 06:55	SW846 8310	9083684
Naphthalene	**105**		ug/L	9.71	10	09/03/09 19:45	SW846 8310	9083684
Phenanthrene	**19.4**	R1	ug/L	0.485	1	09/03/09 06:55	SW846 8310	9083684
Pyrene	**6.19**	R1	ug/L	0.194	1	09/03/09 06:55	SW846 8310	9083684
Surr: p-Terphenyl (10-150%)	*73 %*					*09/03/09 06:55*	*SW846 8310*	*9083684*
Sample ID: NSH1924-06 (MW6 - Water) Sampled: 08/19/09 08:55								
General Chemistry Parameters								
Alkalinity, Total (CaCO3)	**519**		mg/L	10.0	1	08/26/09 19:33	SM2320 B	9084127
Sulfate	**33.0**		mg/L	1.00	1	09/02/09 00:11	SW846 9056	9090014
Total Dissolved Solids	**568**		mg/L	40.0	1	08/25/09 17:16	SM2540 C	9083933
Chloride	**6.11**		mg/L	1.00	1	09/02/09 00:11	SW846 9056	9090014
Dissolved Metals by EPA Method 6010B								
Arsenic	ND	P7	mg/L	0.0100	1	08/25/09 17:50	SW846 6010B	9083700
Barium	**0.100**	P7	mg/L	0.0100	1	08/25/09 17:50	SW846 6010B	9083700
Cadmium	ND	P7	mg/L	0.00100	1	08/25/09 17:50	SW846 6010B	9083700
Chromium	ND	P7	mg/L	0.00500	1	08/25/09 17:50	SW846 6010B	9083700
Lead	ND	P7	mg/L	0.00500	1	08/25/09 17:50	SW846 6010B	9083700
Selenium	ND	P7	mg/L	0.0100	1	08/25/09 17:50	SW846 6010B	9083700
Silver	ND	P7	mg/L	0.00500	1	08/25/09 17:50	SW846 6010B	9083700
Dissolved Mercury by EPA Methods 7470A/7471A								
Mercury	ND	P7	mg/L	0.000200	1	08/28/09 12:40	SW846 7470A	9083733
Volatile Organic Compounds by EPA Method 8260B								
Acetone	ND		ug/L	50.0	1	08/28/09 18:01	SW846 8260B	9083614
Benzene	ND		ug/L	1.00	1	08/28/09 18:01	SW846 8260B	9083614
Bromobenzene	ND		ug/L	1.00	1	08/28/09 18:01	SW846 8260B	9083614
Bromochloromethane	ND		ug/L	1.00	1	08/28/09 18:01	SW846 8260B	9083614
Bromodichloromethane	ND		ug/L	1.00	1	08/28/09 18:01	SW846 8260B	9083614
Bromoform	ND		ug/L	1.00	1	08/28/09 18:01	SW846 8260B	9083614
Bromomethane	ND		ug/L	1.00	1	08/28/09 18:01	SW846 8260B	9083614
2-Butanone	ND		ug/L	50.0	1	08/28/09 18:01	SW846 8260B	9083614
sec-Butylbenzene	**1.39**		ug/L	1.00	1	08/28/09 18:01	SW846 8260B	9083614
n-Butylbenzene	ND		ug/L	1.00	1	08/28/09 18:01	SW846 8260B	9083614
tert-Butylbenzene	ND		ug/L	1.00	1	08/28/09 18:01	SW846 8260B	9083614
Carbon disulfide	ND		ug/L	1.00	1	08/28/09 18:01	SW846 8260B	9083614
Carbon Tetrachloride	ND		ug/L	1.00	1	08/28/09 18:01	SW846 8260B	9083614
Chlorobenzene	ND		ug/L	1.00	1	08/28/09 18:01	SW846 8260B	9083614
Chlorodibromomethane	ND		ug/L	1.00	1	08/28/09 18:01	SW846 8260B	9083614

Client	Kleinfelder Albuquerque - Exxon	Work Order:	NSH1924
	8300 Jefferson NE Suite B	Project Name:	Exxon Gladiola Station
	Albuquerque, NM 87120	Project Number:	Gladiola Station - Lea County, NM
Attn	David Mazzanti	Received:	08/21/09 08:00

ANALYTICAL REPORT

Sample ID: NSH1924-06 (MW6 - Water) - cont. Sampled: 08/19/09 08:55

Volatile Organic Compounds by EPA Method 8260B - cont.

Analyte	Result	Flag	Units	MRL	Dilution Factor	Analysis Date/Time	Method	Batch
Chloroethane	ND		ug/L	1.00	1	08/28/09 18:01	SW846 8260B	9083614
Chloroform	ND		ug/L	1.00	1	08/28/09 18:01	SW846 8260B	9083614
Chloromethane	ND		ug/L	1.00	1	08/28/09 18:01	SW846 8260B	9083614
2-Chlorotoluene	ND		ug/L	1.00	1	08/28/09 18:01	SW846 8260B	9083614
4-Chlorotoluene	ND		ug/L	1.00	1	08/28/09 18:01	SW846 8260B	9083614
1,2-Dibromo-3-chloropropane	ND		ug/L	5.00	1	08/28/09 18:01	SW846 8260B	9083614
1,2-Dibromoethane (EDB)	ND		ug/L	1.00	1	08/28/09 18:01	SW846 8260B	9083614
Dibromomethane	ND		ug/L	1.00	1	08/28/09 18:01	SW846 8260B	9083614
1,4-Dichlorobenzene	ND		ug/L	1.00	1	08/28/09 18:01	SW846 8260B	9083614
1,3-Dichlorobenzene	ND		ug/L	1.00	1	08/28/09 18:01	SW846 8260B	9083614
1,2-Dichlorobenzene	ND		ug/L	1.00	1	08/28/09 18:01	SW846 8260B	9083614
Dichlorodifluoromethane	ND		ug/L	1.00	1	08/28/09 18:01	SW846 8260B	9083614
1,1-Dichloroethane	ND		ug/L	1.00	1	08/28/09 18:01	SW846 8260B	9083614
1,2-Dichloroethane	ND		ug/L	1.00	1	08/28/09 18:01	SW846 8260B	9083614
cis-1,2-Dichloroethene	ND		ug/L	1.00	1	08/28/09 18:01	SW846 8260B	9083614
1,1-Dichloroethene	ND		ug/L	1.00	1	08/28/09 18:01	SW846 8260B	9083614
trans-1,2-Dichloroethene	ND		ug/L	1.00	1	08/28/09 18:01	SW846 8260B	9083614
1,3-Dichloropropane	ND		ug/L	1.00	1	08/28/09 18:01	SW846 8260B	9083614
1,2-Dichloropropane	ND		ug/L	1.00	1	08/28/09 18:01	SW846 8260B	9083614
2,2-Dichloropropane	ND		ug/L	1.00	1	08/28/09 18:01	SW846 8260B	9083614
cis-1,3-Dichloropropene	ND		ug/L	1.00	1	08/28/09 18:01	SW846 8260B	9083614
trans-1,3-Dichloropropene	ND		ug/L	1.00	1	08/28/09 18:01	SW846 8260B	9083614
1,1-Dichloropropene	ND		ug/L	1.00	1	08/28/09 18:01	SW846 8260B	9083614
Ethylbenzene	ND		ug/L	1.00	1	08/28/09 18:01	SW846 8260B	9083614
Hexachlorobutadiene	ND		ug/L	1.00	1	08/28/09 18:01	SW846 8260B	9083614
2-Hexanone	ND		ug/L	50.0	1	08/28/09 18:01	SW846 8260B	9083614
Isopropylbenzene	**1.21**		ug/L	1.00	1	08/28/09 18:01	SW846 8260B	9083614
p-Isopropyltoluene	ND		ug/L	1.00	1	08/28/09 18:01	SW846 8260B	9083614
Methyl tert-Butyl Ether	ND		ug/L	1.00	1	08/28/09 18:01	SW846 8260B	9083614
Methylene Chloride	ND		ug/L	5.00	1	08/28/09 18:01	SW846 8260B	9083614
4-Methyl-2-pentanone	ND		ug/L	10.0	1	08/28/09 18:01	SW846 8260B	9083614
Naphthalene	ND		ug/L	5.00	1	08/28/09 18:01	SW846 8260B	9083614
n-Propylbenzene	ND		ug/L	1.00	1	08/28/09 18:01	SW846 8260B	9083614
Styrene	ND		ug/L	1.00	1	08/28/09 18:01	SW846 8260B	9083614
1,1,1,2-Tetrachloroethane	ND		ug/L	1.00	1	08/28/09 18:01	SW846 8260B	9083614
1,1,2,2-Tetrachloroethane	ND		ug/L	1.00	1	08/28/09 18:01	SW846 8260B	9083614
Tetrachloroethene	ND		ug/L	1.00	1	08/28/09 18:01	SW846 8260B	9083614
Toluene	ND		ug/L	1.00	1	08/28/09 18:01	SW846 8260B	9083614
1,2,3-Trichlorobenzene	ND		ug/L	1.00	1	08/28/09 18:01	SW846 8260B	9083614
1,2,4-Trichlorobenzene	ND		ug/L	1.00	1	08/28/09 18:01	SW846 8260B	9083614
1,1,2-Trichloroethane	ND		ug/L	1.00	1	08/28/09 18:01	SW846 8260B	9083614
1,1,1-Trichloroethane	ND		ug/L	1.00	1	08/28/09 18:01	SW846 8260B	9083614
Trichloroethene	ND		ug/L	1.00	1	08/28/09 18:01	SW846 8260B	9083614

Client	Kleinfelder Albuquerque - Exxon	Work Order:	NSH1924
	8300 Jefferson NE Suite B	Project Name:	Exxon Gladiola Station
	Albuquerque, NM 87120	Project Number:	Gladiola Station - Lea County, NM
Attn	David Mazzanti	Received:	03/21/09 08:00

ANALYTICAL REPORT

Analyte	Result	Flag	Units	MRL	Dilution Factor	Analysis Date/Time	Method	Batch
Sample ID: NSH1924-06 (MW6 - Water) - cont. Sampled: 08/19/09 08:55								
Volatile Organic Compounds by EPA Method 8260B - cont.								
Trichlorofluoromethane	ND		ug/L	1.00	1	08/28/09 18:01	SW846 8260B	9083614
1,2,3-Trichloropropane	ND		ug/L	1.00	1	08/28/09 18:01	SW846 8260B	9083614
1,3,5-Trimethylbenzene	**2.32**		ug/L	1.00	1	08/28/09 18:01	SW846 8260B	9083614
1,2,4-Trimethylbenzene	ND		ug/L	1.00	1	08/28/09 18:01	SW846 8260B	9083614
Vinyl chloride	ND		ug/L	1.00	1	08/28/09 18:01	SW846 8260B	9083614
Xylenes, total	ND		ug/L	3.00	1	08/28/09 18:01	SW846 8260B	9083614
Surr: 1,2-Dichloroethane-d4 (63-140%)	*102 %*					*08/28/09 18:01*	*SW846 8260B*	*9083614*
Surr: Dibromofluoromethane (73-131%)	*100 %*					*08/28/09 18:01*	*SW846 8260B*	*9083614*
Surr: Toluene-d8 (80-120%)	*101 %*					*08/28/09 18:01*	*SW846 8260B*	*9083614*
Surr: 4-Bromofluorobenzene (79-125%)	*98 %*					*08/28/09 18:01*	*SW846 8260B*	*9083614*
Polynuclear Aromatic Compounds by EPA Method 8310								
1-Methylnaphthalene	ND		ug/L	1.00	1	09/02/09 13:26	SW846 8310	9083684
2-Methylnaphthalene	ND		ug/L	1.00	1	09/02/09 13:26	SW846 8310	9083684
Acenaphthene	ND		ug/L	1.00	1	09/02/09 13:26	SW846 8310	9083684
Acenaphthylene	ND		ug/L	5.00	1	09/02/09 13:26	SW846 8310	9083684
Anthracene	ND		ug/L	1.00	1	09/02/09 13:26	SW846 8310	9083684
Benzo (a) anthracene	ND		ug/L	0.200	1	09/02/09 13:26	SW846 8310	9083684
Benzo (a) pyrene	ND		ug/L	0.100	1	09/02/09 13:26	SW846 8310	9083684
Benzo (b) fluoranthene	ND		ug/L	0.100	1	09/02/09 13:26	SW846 8310	9083684
Benzo (g,h,i) perylene	ND		ug/L	0.200	1	09/02/09 13:26	SW846 8310	9083684
Benzo (k) fluoranthene	ND		ug/L	0.140	1	09/02/09 13:26	SW846 8310	9083684
Chrysene	ND		ug/L	0.100	1	09/02/09 13:26	SW846 8310	9083684
Dibenz (a,h) anthracene	ND		ug/L	0.200	1	09/02/09 13:26	SW846 8310	9083684
Fluoranthene	ND		ug/L	0.200	1	09/02/09 13:26	SW846 8310	9083684
Fluorene	ND		ug/L	0.500	1	09/02/09 13:26	SW846 8310	9083684
Indeno (1,2,3-cd) pyrene	ND		ug/L	0.200	1	09/02/09 13:26	SW846 8310	9083684
Naphthalene	ND		ug/L	1.00	1	09/02/09 13:26	SW846 8310	9083684
Phenanthrene	ND		ug/L	0.500	1	09/02/09 13:26	SW846 8310	9083684
Pyrene	ND		ug/L	0.200	1	09/02/09 13:26	SW846 8310	9083684
Surr: p-Terphenyl (10-150%)	*62 %*					*09/02/09 13:26*	*SW846 8310*	*9083684*

TestAmerica
THE LEADER IN ENVIRONMENTAL TESTING
2960 Foster Creighton Road Nashville, TN 37204 * 800-765-0980 * Fax 615-726-3404

Client	Kleinfelder Albuquerque - Exxon 8300 Jefferson NE Suite B Albuquerque, NM 87120	Work Order:	NSH1924
		Project Name:	Exxon Gladiola Station
		Project Number:	Gladiola Station - Lea County, NM
Attn	David Mazzanti	Received:	08/21/09 08:00

ANALYTICAL REPORT

Analyte	Result	Flag	Units	MRL	Dilution Factor	Analysis Date/Time	Method	Batch
Sample ID: NSH1924-07 (MW7 - Water) Sampled: 08/19/09 08:15								
General Chemistry Parameters								
Alkalinity, Total (CaCO3)	**673**		mg/L	10.0	1	08/26/09 19:33	SM2320 B	9084127
Sulfate	**3.06**		mg/L	1.00	1	09/02/09 01:43	SW846 9056	9090014
Total Dissolved Solids	**720**		mg/L	20.0	1	08/25/09 17:16	SM2540 C	9083933
Chloride	**17.2**		mg/L	10.0	10	09/02/09 12:45	SW846 9056	9090014
Dissolved Metals by EPA Method 6010B								
Arsenic	**0.0137**	P7	mg/L	0.0100	1	08/25/09 17:54	SW846 6010B	9083700
Barium	**1.86**	P7	mg/L	0.0100	1	08/25/09 17:54	SW846 6010B	9083700
Cadmium	ND	P7	mg/L	0.00100	1	08/25/09 17:54	SW846 6010B	9083700
Chromium	ND	P7	mg/L	0.00500	1	08/25/09 17:54	SW846 6010B	9083700
Lead	ND	P7	mg/L	0.00500	1	08/25/09 17:54	SW846 6010B	9083700
Selenium	ND	P7	mg/L	0.0100	1	08/25/09 17:54	SW846 6010B	9083700
Silver	ND	P7	mg/L	0.00500	1	08/25/09 17:54	SW846 6010B	9083700
Dissolved Mercury by EPA Methods 7470A/7471A								
Mercury	ND	P7	mg/L	0.000200	1	08/28/09 12:48	SW846 7470A	9083733
Volatile Organic Compounds by EPA Method 8260B								
Acetone	ND		ug/L	50.0	1	08/28/09 18:28	SW846 8260B	9083614
Benzene	**25.0**		ug/L	1.00	1	08/28/09 18:28	SW846 8260B	9083614
Bromobenzene	ND		ug/L	1.00	1	08/28/09 18:28	SW846 8260B	9083614
Bromochloromethane	ND		ug/L	1.00	1	08/28/09 18:28	SW846 8260B	9083614
Bromodichloromethane	ND		ug/L	1.00	1	08/28/09 18:28	SW846 8260B	9083614
Bromoform	ND		ug/L	1.00	1	08/28/09 18:28	SW846 8260B	9083614
Bromomethane	ND		ug/L	1.00	1	08/28/09 18:28	SW846 8260B	9083614
2-Butanone	ND		ug/L	50.0	1	08/28/09 18:28	SW846 8260B	9083614
sec-Butylbenzene	ND		ug/L	1.00	1	08/28/09 18:28	SW846 8260B	9083614
n-Butylbenzene	ND		ug/L	1.00	1	08/28/09 18:28	SW846 8260B	9083614
tert-Butylbenzene	ND		ug/L	1.00	1	08/28/09 18:28	SW846 8260B	9083614
Carbon disulfide	ND		ug/L	1.00	1	08/28/09 18:28	SW846 8260B	9083614
Carbon Tetrachloride	ND		ug/L	1.00	1	08/28/09 18:28	SW846 8260B	9083614
Chlorobenzene	ND		ug/L	1.00	1	08/28/09 18:28	SW846 8260B	9083614
Chlorodibromomethane	ND		ug/L	1.00	1	08/28/09 18:28	SW846 8260B	9083614
Chloroethane	ND		ug/L	1.00	1	08/28/09 18:28	SW846 8260B	9083614
Chloroform	ND		ug/L	1.00	1	08/28/09 18:28	SW846 8260B	9083614
Chloromethane	ND		ug/L	1.00	1	08/28/09 18:28	SW846 8260B	9083614
2-Chlorotoluene	ND		ug/L	1.00	1	08/28/09 18:28	SW846 8260B	9083614
4-Chlorotoluene	ND		ug/L	1.00	1	08/28/09 18:28	SW846 8260B	9083614
1,2-Dibromo-3-chloropropane	ND		ug/L	5.00	1	08/28/09 18:28	SW846 8260B	9083614
1,2-Dibromoethane (EDB)	ND		ug/L	1.00	1	08/28/09 18:28	SW846 8260B	9083614
Dibromomethane	ND		ug/L	1.00	1	08/28/09 18:28	SW846 8260B	9083614
1,4-Dichlorobenzene	ND		ug/L	1.00	1	08/28/09 18:28	SW846 8260B	9083614
1,3-Dichlorobenzene	ND		ug/L	1.00	1	08/28/09 18:28	SW846 8260B	9083614
1,2-Dichlorobenzene	ND		ug/L	1.00	1	08/28/09 18:28	SW846 8260B	9083614
Dichlorodifluoromethane	ND		ug/L	1.00	1	08/28/09 18:28	SW846 8260B	9083614

Client	Kleinfelder Albuquerque - Exxon	Work Order:	NSH1924
	8300 Jefferson NE Suite B	Project Name:	Exxon Gladiola Station
	Albuquerque, NM 87120	Project Number:	Gladiola Station - Lea County, NM
Attn	David Mazzanti	Received:	08/21/09 08:00

ANALYTICAL REPORT

Analyte	Result	Flag	Units	MRL	Dilution Factor	Analysis Date/Time	Method	Batch
Sample ID: NSH1924-07 (MW7 - Water) - cont. Sampled: 08/19/09 08:15								
Volatile Organic Compounds by EPA Method 8260B - cont.								
1,1-Dichloroethane	ND		ug/L	1.00	1	08/28/09 18:28	SW846 8260B	9083614
1,2-Dichloroethane	ND		ug/L	1.00	1	08/28/09 18:28	SW846 8260B	9083614
cis-1,2-Dichloroethene	ND		ug/L	1.00	1	08/28/09 18:28	SW846 8260B	9083614
1,1-Dichloroethene	ND		ug/L	1.00	1	08/28/09 18:28	SW846 8260B	9083614
trans-1,2-Dichloroethene	ND		ug/L	1.00	1	08/28/09 18:28	SW846 8260B	9083614
1,3-Dichloropropane	ND		ug/L	1.00	1	08/28/09 18:28	SW846 8260B	9083614
1,2-Dichloropropane	ND		ug/L	1.00	1	08/28/09 18:28	SW846 8260B	9083614
2,2-Dichloropropane	ND		ug/L	1.00	1	08/28/09 18:28	SW846 8260B	9083614
cis-1,3-Dichloropropene	ND		ug/L	1.00	1	08/28/09 18:28	SW846 8260B	9083614
trans-1,3-Dichloropropene	ND		ug/L	1.00	1	08/28/09 18:28	SW846 8260B	9083614
1,1-Dichloropropene	ND		ug/L	1.00	1	08/28/09 18:28	SW846 8260B	9083614
Ethylbenzene	ND		ug/L	1.00	1	08/28/09 18:28	SW846 8260B	9083614
Hexachlorobutadiene	ND		ug/L	1.00	1	08/28/09 18:28	SW846 8260B	9083614
2-Hexanone	ND		ug/L	50.0	1	08/28/09 18:28	SW846 8260B	9083614
Isopropylbenzene	ND		ug/L	1.00	1	08/28/09 18:28	SW846 8260B	9083614
p-Isopropyltoluene	**1.25**		ug/L	1.00	1	08/28/09 18:28	SW846 8260B	9083614
Methyl tert-Butyl Ether	ND		ug/L	1.00	1	08/28/09 18:28	SW846 8260B	9083614
Methylene Chloride	ND		ug/L	5.00	1	08/28/09 18:28	SW846 8260B	9083614
4-Methyl-2-pentanone	ND		ug/L	10.0	1	08/28/09 18:28	SW846 8260B	9083614
Naphthalene	ND		ug/L	5.00	1	08/28/09 18:28	SW846 8260B	9083614
n-Propylbenzene	ND		ug/L	1.00	1	08/28/09 18:28	SW846 8260B	9083614
Styrene	ND		ug/L	1.00	1	08/28/09 18:28	SW846 8260B	9083614
1,1,1,2-Tetrachloroethane	ND		ug/L	1.00	1	08/28/09 18:28	SW846 8260B	9083614
1,1,2,2-Tetrachloroethane	ND		ug/L	1.00	1	08/28/09 18:28	SW846 8260B	9083614
Tetrachloroethene	ND		ug/L	1.00	1	08/28/09 18:28	SW846 8260B	9083614
Toluene	ND		ug/L	1.00	1	08/28/09 18:28	SW846 8260B	9083614
1,2,3-Trichlorobenzene	ND		ug/L	1.00	1	08/28/09 18:28	SW846 8260B	9083614
1,2,4-Trichlorobenzene	ND		ug/L	1.00	1	08/28/09 18:28	SW846 8260B	9083614
1,1,2-Trichloroethane	ND		ug/L	1.00	1	08/28/09 18:28	SW846 8260B	9083614
1,1,1-Trichloroethane	ND		ug/L	1.00	1	08/28/09 18:28	SW846 8260B	9083614
Trichloroethene	ND		ug/L	1.00	1	08/28/09 18:28	SW846 8260B	9083614
Trichlorofluoromethane	ND		ug/L	1.00	1	08/28/09 18:28	SW846 8260B	9083614
1,2,3-Trichloropropane	ND		ug/L	1.00	1	08/28/09 18:28	SW846 8260B	9083614
1,3,5-Trimethylbenzene	**6.31**		ug/L	1.00	1	08/28/09 18:28	SW846 8260B	9083614
1,2,4-Trimethylbenzene	**26.1**		ug/L	1.00	1	08/28/09 18:28	SW846 8260B	9083614
Vinyl chloride	ND		ug/L	1.00	1	08/28/09 18:28	SW846 8260B	9083614
Xylenes, total	**16.0**		ug/L	3.00	1	08/28/09 18:28	SW846 8260B	9083614
Surr: 1,2-Dichloroethane-d4 (63-140%)	*107 %*					*08/28/09 18:28*	*SW846 8260B*	*9083614*
Surr: Dibromofluoromethane (73-131%)	*107 %*					*08/28/09 18:28*	*SW846 8260B*	*9083614*
Surr: Toluene-d8 (80-120%)	*97 %*					*08/28/09 18:28*	*SW846 8260B*	*9083614*
Surr: 4-Bromofluorobenzene (79-125%)	*98 %*					*08/28/09 18:28*	*SW846 8260B*	*9083614*
Polynuclear Aromatic Compounds by EPA Method 8310								
1-Methylnaphthalene	**4.00**		ug/L	1.00	1	09/02/09 13:53	SW846 8310	9083684

Client	Kleinfelder Albuquerque - Exxon	Work Order:	NSH1924
	8300 Jefferson NE Suite B	Project Name:	Exxon Gladiola Station
	Albuquerque, NM 87120	Project Number:	Gladiola Station - Lea County, NM
Attn	David Mazzanti	Received:	08/21/09 08:00

ANALYTICAL REPORT

Analyte	Result	Flag	Units	MRL	Dilution Factor	Analysis Date/Time	Method	Batch
Sample ID: NSH1924-07 (MW7 - Water) - cont. Sampled: 08/19/09 08:15								
Polynuclear Aromatic Compounds by EPA Method 8310 - cont.								
2-Methylnaphthalene	ND		ug/L	1.00	1	09/02/09 13:53	SW846 8310	9083684
Acenaphthene	ND		ug/L	1.00	1	09/02/09 13:53	SW846 8310	9083684
Acenaphthylene	ND		ug/L	5.00	1	09/02/09 13:53	SW846 8310	9083684
Anthracene	ND		ug/L	1.00	1	09/02/09 13:53	SW846 8310	9083684
Benzo (a) anthracene	ND		ug/L	0.200	1	09/02/09 13:53	SW846 8310	9083684
Benzo (a) pyrene	ND		ug/L	0.100	1	09/02/09 13:53	SW846 8310	9083684
Benzo (b) fluoranthene	ND		ug/L	0.100	1	09/02/09 13:53	SW846 8310	9083684
Benzo (g,h,i) perylene	ND		ug/L	0.200	1	09/02/09 13:53	SW846 8310	9083684
Benzo (k) fluoranthene	ND		ug/L	0.140	1	09/02/09 13:53	SW846 8310	9083684
Chrysene	ND		ug/L	0.100	1	09/02/09 13:53	SW846 8310	9083684
Dibenz (a,h) anthracene	ND		ug/L	0.200	1	09/02/09 13:53	SW846 8310	9083684
Fluoranthene	ND		ug/L	0.200	1	09/02/09 13:53	SW846 8310	9083684
Fluorene	**1.35**		ug/L	0.500	1	09/02/09 13:53	SW846 8310	9083684
Indeno (1,2,3-cd) pyrene	ND		ug/L	0.200	1	09/02/09 13:53	SW846 8310	9083684
Naphthalene	**2.27**		ug/L	1.00	1	09/02/09 13:53	SW846 8310	9083684
Phenanthrene	ND		ug/L	0.500	1	09/02/09 13:53	SW846 8310	9083684
Pyrene	**0.665**		ug/L	0.200	1	09/02/09 13:53	SW846 8310	9083684
Surr: p-Terphenyl (10-150%)	*62 %*					*09/02/09 13:53*	*SW846 8310*	*9083684*
Sample ID: NSH1924-08 (MW8 - Water) Sampled: 08/19/09 07:45								
General Chemistry Parameters								
Alkalinity, Total (CaCO3)	**623**		mg/L	10.0	1	08/26/09 19:33	SM2320 B	9084127
Sulfate	**6.57**		mg/L	1.00	1	09/02/09 02:19	SW846 9056	9090014
Total Dissolved Solids	**676**		mg/L	40.0	1	08/25/09 17:16	SM2540 C	9083933
Chloride	**13.3**		mg/L	5.00	5	09/02/09 13:03	SW846 9056	9090014
Dissolved Metals by EPA Method 6010B								
Arsenic	ND	P7	mg/L	0.0100	1	08/25/09 17:57	SW846 6010B	9083700
Barium	**1.14**	P7	mg/L	0.0100	1	08/25/09 17:57	SW846 6010B	9083700
Cadmium	ND	P7	mg/L	0.00100	1	08/25/09 17:57	SW846 6010B	9083700
Chromium	ND	P7	mg/L	0.00500	1	08/25/09 17:57	SW846 6010B	9083700
Lead	ND	P7	mg/L	0.00500	1	08/25/09 17:57	SW846 6010B	9083700
Selenium	ND	P7	mg/L	0.0100	1	08/25/09 17:57	SW846 6010B	9083700
Silver	ND	P7	mg/L	0.00500	1	08/25/09 17:57	SW846 6010B	9083700
Dissolved Mercury by EPA Methods 7470A/7471A								
Mercury	ND	P7	mg/L	0.000200	1	08/28/09 12:50	SW846 7470A	9083733
Volatile Organic Compounds by EPA Method 8260B								
Acetone	ND		ug/L	50.0	1	08/29/09 00:46	SW846 8260B	9084014
Benzene	ND		ug/L	1.00	1	08/29/09 00:46	SW846 8260B	9084014
Bromobenzene	ND		ug/L	1.00	1	08/29/09 00:46	SW846 8260B	9084014
Bromochloromethane	ND		ug/L	1.00	1	08/29/09 00:46	SW846 8260B	9084014
Bromodichloromethane	ND		ug/L	1.00	1	08/29/09 00:46	SW846 8260B	9084014
Bromoform	ND		ug/L	1.00	1	08/29/09 00:46	SW846 8260B	9084014

Client	Kleinfelder Albuquerque - Exxon	Work Order:	NSH1924
	8300 Jefferson NE Suite B	Project Name:	Exxon Gladiola Station
	Albuquerque, NM 87120	Project Number:	Gladiola Station - Lea County, NM
Attn	David Mazzanti	Received:	08/21/09 08:00

ANALYTICAL REPORT

Analyte	Result	Flag	Units	MRL	Dilution Factor	Analysis Date/Time	Method	Batch
Sample ID: NSH1924-08 (MW8 - Water) - cont. Sampled: 08/19/09 07:45								
Volatile Organic Compounds by EPA Method 8260B - cont.								
Bromomethane	ND		ug/L	1.00	1	08/29/09 00:46	SW846 8260B	9084014
2-Butanone	ND		ug/L	50.0	1	08/29/09 00:46	SW846 8260B	9084014
sec-Butylbenzene	**1.80**		ug/L	1.00	1	08/29/09 00:46	SW846 8260B	9084014
n-Butylbenzene	**1.78**		ug/L	1.00	1	08/29/09 00:46	SW846 8260B	9084014
tert-Butylbenzene	ND		ug/L	1.00	1	08/29/09 00:46	SW846 8260B	9084014
Carbon disulfide	ND		ug/L	1.00	1	08/29/09 00:46	SW846 8260B	9084014
Carbon Tetrachloride	ND		ug/L	1.00	1	08/29/09 00:46	SW846 8260B	9084014
Chlorobenzene	ND		ug/L	1.00	1	08/29/09 00:46	SW846 8260B	9084014
Chlorodibromomethane	ND		ug/L	1.00	1	08/29/09 00:46	SW846 8260B	9084014
Chloroethane	ND		ug/L	1.00	1	08/29/09 00:46	SW846 8260B	9084014
Chloroform	ND		ug/L	1.00	1	08/29/09 00:46	SW846 8260B	9084014
Chloromethane	ND		ug/L	1.00	1	08/29/09 00:46	SW846 8260B	9084014
2-Chlorotoluene	ND		ug/L	1.00	1	08/29/09 00:46	SW846 8260B	9084014
4-Chlorotoluene	ND		ug/L	1.00	1	08/29/09 00:46	SW846 8260B	9084014
1,2-Dibromo-3-chloropropane	ND		ug/L	5.00	1	08/29/09 00:46	SW846 8260B	9084014
1,2-Dibromoethane (EDB)	ND		ug/L	1.00	1	08/29/09 00:46	SW846 8260B	9084014
Dibromomethane	ND		ug/L	1.00	1	08/29/09 00:46	SW846 8260B	9084014
1,4-Dichlorobenzene	ND		ug/L	1.00	1	08/29/09 00:46	SW846 8260B	9084014
1,3-Dichlorobenzene	ND		ug/L	1.00	1	08/29/09 00:46	SW846 8260B	9084014
1,2-Dichlorobenzene	ND		ug/L	1.00	1	08/29/09 00:46	SW846 8260B	9084014
Dichlorodifluoromethane	ND		ug/L	1.00	1	08/29/09 00:46	SW846 8260B	9084014
1,1-Dichloroethane	ND		ug/L	1.00	1	08/29/09 00:46	SW846 8260B	9084014
1,2-Dichloroethane	ND		ug/L	1.00	1	08/29/09 00:46	SW846 8260B	9084014
cis-1,2-Dichloroethene	ND		ug/L	1.00	1	08/29/09 00:46	SW846 8260B	9084014
1,1-Dichloroethene	ND		ug/L	1.00	1	08/29/09 00:46	SW846 8260B	9084014
trans-1,2-Dichloroethene	ND		ug/L	1.00	1	08/29/09 00:46	SW846 8260B	9084014
1,3-Dichloropropane	ND		ug/L	1.00	1	08/29/09 00:46	SW846 8260B	9084014
1,2-Dichloropropane	ND		ug/L	1.00	1	08/29/09 00:46	SW846 8260B	9084014
2,2-Dichloropropane	ND		ug/L	1.00	1	08/29/09 00:46	SW846 8260B	9084014
cis-1,3-Dichloropropene	ND		ug/L	1.00	1	08/29/09 00:46	SW846 8260B	9084014
trans-1,3-Dichloropropene	ND		ug/L	1.00	1	08/29/09 00:46	SW846 8260B	9084014
1,1-Dichloropropene	ND		ug/L	1.00	1	08/29/09 00:46	SW846 8260B	9084014
Ethylbenzene	**3.18**		ug/L	1.00	1	08/29/09 00:46	SW846 8260B	9084014
Hexachlorobutadiene	ND		ug/L	1.00	1	08/29/09 00:46	SW846 8260B	9084014
2-Hexanone	ND		ug/L	50.0	1	08/29/09 00:46	SW846 8260B	9084014
Isopropylbenzene	**1.94**		ug/L	1.00	1	08/29/09 00:46	SW846 8260B	9084014
p-Isopropyltoluene	**2.05**		ug/L	1.00	1	08/29/09 00:46	SW846 8260B	9084014
Methyl tert-Butyl Ether	ND		ug/L	1.00	1	08/29/09 00:46	SW846 8260B	9084014
Methylene Chloride	ND		ug/L	5.00	1	08/29/09 00:46	SW846 8260B	9084014
4-Methyl-2-pentanone	ND		ug/L	10.0	1	08/29/09 00:46	SW846 8260B	9084014
Naphthalene	ND		ug/L	5.00	1	08/29/09 00:46	SW846 8260B	9084014
n-Propylbenzene	**1.24**		ug/L	1.00	1	08/29/09 00:46	SW846 8260B	9084014
Styrene	ND		ug/L	1.00	1	08/29/09 00:46	SW846 8260B	9084014

Client	Kleinfelder Albuquerque - Exxon	Work Order:	NSH1924
	8300 Jefferson NE Suite B	Project Name:	Exxon Gladiola Station
	Albuquerque, NM 87120	Project Number:	Gladiola Station - Lea County, NM
Attn	David Mazzanti	Received:	08/21/09 08:00

ANALYTICAL REPORT

Analyte	Result	Flag	Units	MRL	Dilution Factor	Analysis Date/Time	Method	Batch
Sample ID: NSH1924-08 (MW8 - Water) - cont. Sampled: 08/19/09 07:45								
Volatile Organic Compounds by EPA Method 8260B - cont.								
1,1,1,2-Tetrachloroethane	ND		ug/L	1.00	1	08/29/09 00:46	SW846 8260B	9084014
1,1,2,2-Tetrachloroethane	ND		ug/L	1.00	1	08/29/09 00:46	SW846 8260B	9084014
Tetrachloroethene	ND		ug/L	1.00	1	08/29/09 00:46	SW846 8260B	9084014
Toluene	ND		ug/L	1.00	1	08/29/09 00:46	SW846 8260B	9084014
1,2,3-Trichlorobenzene	ND		ug/L	1.00	1	08/29/09 00:46	SW846 8260B	9084014
1,2,4-Trichlorobenzene	ND		ug/L	1.00	1	08/29/09 00:46	SW846 8260B	9084014
1,1,2-Trichloroethane	ND		ug/L	1.00	1	08/29/09 00:46	SW846 8260B	9084014
1,1,1-Trichloroethane	ND		ug/L	1.00	1	08/29/09 00:46	SW846 8260B	9084014
Trichloroethene	ND		ug/L	1.00	1	08/29/09 00:46	SW846 8260B	9084014
Trichlorofluoromethane	ND		ug/L	1.00	1	08/29/09 00:46	SW846 8260B	9084014
1,2,3-Trichloropropane	ND		ug/L	1.00	1	08/29/09 00:46	SW846 8260B	9084014
1,3,5-Trimethylbenzene	**13.7**		ug/L	1.00	1	08/29/09 00:46	SW846 8260B	9084014
1,2,4-Trimethylbenzene	**39.4**		ug/L	1.00	1	08/29/09 00:46	SW846 8260B	9084014
Vinyl chloride	ND		ug/L	1.00	1	08/29/09 00:46	SW846 8260B	9084014
Xylenes, total	**6.20**		ug/L	3.00	1	08/29/09 00:46	SW846 8260B	9084014
Surr: 1,2-Dichloroethane-d4 (63-140%)	*102 %*					*08/29/09 00:46*	*SW846 8260B*	*9084014*
Surr: Dibromofluoromethane (73-131%)	*106 %*					*08/29/09 00:46*	*SW846 8260B*	*9084014*
Surr: Toluene-d8 (80-120%)	*97 %*					*08/29/09 00:46*	*SW846 8260B*	*9084014*
Surr: 4-Bromofluorobenzene (79-125%)	*97 %*					*08/29/09 00:46*	*SW846 8260B*	*9084014*
Polynuclear Aromatic Compounds by EPA Method 8310								
1-Methylnaphthalene	**6.74**	R1	ug/L	1.03	1	09/02/09 14:21	SW846 8310	9083684
2-Methylnaphthalene	**3.54**	R1	ug/L	1.03	1	09/02/09 14:21	SW846 8310	9083684
Acenaphthene	ND		ug/L	1.03	1	09/02/09 14:21	SW846 8310	9083684
Acenaphthylene	ND		ug/L	5.13	1	09/02/09 14:21	SW846 8310	9083684
Anthracene	ND		ug/L	1.03	1	09/02/09 14:21	SW846 8310	9083684
Benzo (a) anthracene	ND		ug/L	0.205	1	09/02/09 14:21	SW846 8310	9083684
Benzo (a) pyrene	ND		ug/L	0.103	1	09/02/09 14:21	SW846 8310	9083684
Benzo (b) fluoranthene	ND		ug/L	0.103	1	09/02/09 14:21	SW846 8310	9083684
Benzo (g,h,i) perylene	ND		ug/L	0.205	1	09/02/09 14:21	SW846 8310	9083684
Benzo (k) fluoranthene	ND		ug/L	0.144	1	09/02/09 14:21	SW846 8310	9083684
Chrysene	ND		ug/L	0.103	1	09/02/09 14:21	SW846 8310	9083684
Dibenz (a,h) anthracene	ND		ug/L	0.205	1	09/02/09 14:21	SW846 8310	9083684
Fluoranthene	ND		ug/L	0.205	1	09/02/09 14:21	SW846 8310	9083684
Fluorene	**1.01**		ug/L	0.513	1	09/02/09 14:21	SW846 8310	9083684
Indeno (1,2,3-cd) pyrene	ND		ug/L	0.205	1	09/02/09 14:21	SW846 8310	9083684
Naphthalene	ND		ug/L	1.03	1	09/02/09 14:21	SW846 8310	9083684
Phenanthrene	ND		ug/L	0.513	1	09/02/09 14:21	SW846 8310	9083684
Pyrene	**0.657**		ug/L	0.205	1	09/02/09 14:21	SW846 8310	9083684
Surr: p-Terphenyl (10-150%)	*62 %*					*09/02/09 14:21*	*SW846 8310*	*9083684*

Client	Kleinfelder Albuquerque - Exxon	Work Order:	NSH1924
	8300 Jefferson NE Suite B	Project Name:	Exxon Gladiola Station
	Albuquerque, NM 87120	Project Number:	Gladiola Station - Lea County, NM
Attn	David Mazzanti	Received:	08/21/09 08:00

ANALYTICAL REPORT

Analyte	Result	Flag	Units	MRL	Dilution Factor	Analysis Date/Time	Method	Batch
Sample ID: NSH1924-09 (MW9 - Water) Sampled: 08/19/09 09:20								
General Chemistry Parameters								
Alkalinity, Total (CaCO3)	**578**		mg/L	10.0	1	08/26/09 19:33	SM2320 B	9084127
Sulfate	**37.9**		mg/L	1.00	1	09/02/09 02:56	SW846 9056	9090014
Total Dissolved Solids	**744**		mg/L	20.0	1	08/25/09 17:16	SM2540 C	9083933
Chloride	**75.8**		mg/L	20.0	20	09/02/09 02:38	SW846 9056	9090014
Dissolved Metals by EPA Method 6010B								
Arsenic	**0.0185**	P7	mg/L	0.0100	1	08/25/09 18:00	SW846 6010B	9083700
Barium	**0.102**	P7	mg/L	0.0100	1	08/25/09 18:00	SW846 6010B	9083700
Cadmium	ND	P7	mg/L	0.00100	1	08/25/09 18:00	SW846 6010B	9083700
Chromium	ND	P7	mg/L	0.00500	1	08/25/09 18:00	SW846 6010B	9083700
Lead	ND	P7	mg/L	0.00500	1	08/25/09 18:00	SW846 6010B	9083700
Selenium	ND	P7	mg/L	0.0100	1	08/25/09 18:00	SW846 6010B	9083700
Silver	ND	P7	mg/L	0.00500	1	08/25/09 18:00	SW846 6010B	9083700
Dissolved Mercury by EPA Methods 7470A/7471A								
Mercury	ND	P7	mg/L	0.000200	1	08/28/09 12:52	SW846 7470A	9083733
Volatile Organic Compounds by EPA Method 8260B								
Acetone	ND		ug/L	50.0	1	08/29/09 01:13	SW846 8260B	9084014
Benzene	ND		ug/L	1.00	1	08/29/09 01:13	SW846 8260B	9084014
Bromobenzene	ND		ug/L	1.00	1	08/29/09 01:13	SW846 8260B	9084014
Bromochloromethane	ND		ug/L	1.00	1	08/29/09 01:13	SW846 8260B	9084014
Bromodichloromethane	ND		ug/L	1.00	1	08/29/09 01:13	SW846 8260B	9084014
Bromoform	ND		ug/L	1.00	1	08/29/09 01:13	SW846 8260B	9084014
Bromomethane	ND		ug/L	1.00	1	08/29/09 01:13	SW846 8260B	9084014
2-Butanone	ND		ug/L	50.0	1	08/29/09 01:13	SW846 8260B	9084014
sec-Butylbenzene	ND		ug/L	1.00	1	08/29/09 01:13	SW846 8260B	9084014
n-Butylbenzene	ND		ug/L	1.00	1	08/29/09 01:13	SW846 8260B	9084014
tert-Butylbenzene	ND		ug/L	1.00	1	08/29/09 01:13	SW846 8260B	9084014
Carbon disulfide	ND		ug/L	1.00	1	08/29/09 01:13	SW846 8260B	9084014
Carbon Tetrachloride	ND		ug/L	1.00	1	08/29/09 01:13	SW846 8260B	9084014
Chlorobenzene	ND		ug/L	1.00	1	08/29/09 01:13	SW846 8260B	9084014
Chlorodibromomethane	ND		ug/L	1.00	1	08/29/09 01:13	SW846 8260B	9084014
Chloroethane	ND		ug/L	1.00	1	08/29/09 01:13	SW846 8260B	9084014
Chloroform	ND		ug/L	1.00	1	08/29/09 01:13	SW846 8260B	9084014
Chloromethane	ND		ug/L	1.00	1	08/29/09 01:13	SW846 8260B	9084014
2-Chlorotoluene	ND		ug/L	1.00	1	08/29/09 01:13	SW846 8260B	9084014
4-Chlorotoluene	ND		ug/L	1.00	1	08/29/09 01:13	SW846 8260B	9084014
1,2-Dibromo-3-chloropropane	ND		ug/L	5.00	1	08/29/09 01:13	SW846 8260B	9084014
1,2-Dibromoethane (EDB)	ND		ug/L	1.00	1	08/29/09 01:13	SW846 8260B	9084014
Dibromomethane	ND		ug/L	1.00	1	08/29/09 01:13	SW846 8260B	9084014
1,4-Dichlorobenzene	ND		ug/L	1.00	1	08/29/09 01:13	SW846 8260B	9084014
1,3-Dichlorobenzene	ND		ug/L	1.00	1	08/29/09 01:13	SW846 8260B	9084014
1,2-Dichlorobenzene	ND		ug/L	1.00	1	08/29/09 01:13	SW846 8260B	9084014
Dichlorodifluoromethane	ND		ug/L	1.00	1	08/29/09 01:13	SW846 8260B	9084014

Client	Kleinfelder Albuquerque - Exxon	Work Order:	NSH1924
	8300 Jefferson NE Suite B	Project Name:	Exxon Gladiola Station
	Albuquerque, NM 87120	Project Number:	Gladiola Station - Lea County, NM
Attn	David Mazzanti	Received:	08/21/09 08:00

ANALYTICAL REPORT

Analyte	Result	Flag	Units	MRL	Dilution Factor	Analysis Date/Time	Method	Batch
Sample ID: NSH1924-09 (MW9 - Water) - cont. Sampled: 08/19/09 09:20								
Volatile Organic Compounds by EPA Method 8260B - cont.								
1,1-Dichloroethane	ND		ug/L	1.00	1	08/29/09 01:13	SW846 8260B	9084014
1,2-Dichloroethane	ND		ug/L	1.00	1	08/29/09 01:13	SW846 8260B	9084014
cis-1,2-Dichloroethene	ND		ug/L	1.00	1	08/29/09 01:13	SW846 8260B	9084014
1,1-Dichloroethene	ND		ug/L	1.00	1	08/29/09 01:13	SW846 8260B	9084014
trans-1,2-Dichloroethene	ND		ug/L	1.00	1	08/29/09 01:13	SW846 8260B	9084014
1,3-Dichloropropane	ND		ug/L	1.00	1	08/29/09 01:13	SW846 8260B	9084014
1,2-Dichloropropane	ND		ug/L	1.00	1	08/29/09 01:13	SW846 8260B	9084014
2,2-Dichloropropane	ND		ug/L	1.00	1	08/29/09 01:13	SW846 8260B	9084014
cis-1,3-Dichloropropene	ND		ug/L	1.00	1	08/29/09 01:13	SW846 8260B	9084014
trans-1,3-Dichloropropene	ND		ug/L	1.00	1	08/29/09 01:13	SW846 8260B	9084014
1,1-Dichloropropene	ND		ug/L	1.00	1	08/29/09 01:13	SW846 8260B	9084014
Ethylbenzene	ND		ug/L	1.00	1	08/29/09 01:13	SW846 8260B	9084014
Hexachlorobutadiene	ND		ug/L	1.00	1	08/29/09 01:13	SW846 8260B	9084014
2-Hexanone	ND		ug/L	50.0	1	08/29/09 01:13	SW846 8260B	9084014
Isopropylbenzene	ND		ug/L	1.00	1	08/29/09 01:13	SW846 8260B	9084014
p-Isopropyltoluene	ND		ug/L	1.00	1	08/29/09 01:13	SW846 8260B	9084014
Methyl tert-Butyl Ether	ND		ug/L	1.00	1	08/29/09 01:13	SW846 8260B	9084014
Methylene Chloride	ND		ug/L	5.00	1	08/29/09 01:13	SW846 8260B	9084014
4-Methyl-2-pentanone	ND		ug/L	10.0	1	08/29/09 01:13	SW846 8260B	9084014
Naphthalene	ND		ug/L	5.00	1	08/29/09 01:13	SW846 8260B	9084014
n-Propylbenzene	ND		ug/L	1.00	1	08/29/09 01:13	SW846 8260B	9084014
Styrene	ND		ug/L	1.00	1	08/29/09 01:13	SW846 8260B	9084014
1,1,1,2-Tetrachloroethane	ND		ug/L	1.00	1	08/29/09 01:13	SW846 8260B	9084014
1,1,2,2-Tetrachloroethane	ND		ug/L	1.00	1	08/29/09 01:13	SW846 8260B	9084014
Tetrachloroethene	ND		ug/L	1.00	1	08/29/09 01:13	SW846 8260B	9084014
Toluene	ND		ug/L	1.00	1	08/29/09 01:13	SW846 8260B	9084014
1,2,3-Trichlorobenzene	ND		ug/L	1.00	1	08/29/09 01:13	SW846 8260B	9084014
1,2,4-Trichlorobenzene	ND		ug/L	1.00	1	08/29/09 01:13	SW846 8260B	9084014
1,1,2-Trichloroethane	ND		ug/L	1.00	1	08/29/09 01:13	SW846 8260B	9084014
1,1,1-Trichloroethane	ND		ug/L	1.00	1	08/29/09 01:13	SW846 8260B	9084014
Trichloroethene	ND		ug/L	1.00	1	08/29/09 01:13	SW846 8260B	9084014
Trichlorofluoromethane	ND		ug/L	1.00	1	08/29/09 01:13	SW846 8260B	9084014
1,2,3-Trichloropropane	ND		ug/L	1.00	1	08/29/09 01:13	SW846 8260B	9084014
1,3,5-Trimethylbenzene	**1.45**		ug/L	1.00	1	08/29/09 01:13	SW846 8260B	9084014
1,2,4-Trimethylbenzene	ND		ug/L	1.00	1	08/29/09 01:13	SW846 8260B	9084014
Vinyl chloride	ND		ug/L	1.00	1	08/29/09 01:13	SW846 8260B	9084014
Xylenes, total	ND		ug/L	3.00	1	08/29/09 01:13	SW846 8260B	9084014
Surr: 1,2-Dichloroethane-d4 (63-140%)	*104 %*					*08/29/09 01:13*	*SW846 8260B*	*9084014*
Surr: Dibromofluoromethane (73-131%)	*104 %*					*08/29/09 01:13*	*SW846 8260B*	*9084014*
Surr: Toluene-d8 (80-120%)	*99 %*					*08/29/09 01:13*	*SW846 8260B*	*9084014*
Surr: 4-Bromofluorobenzene (79-125%)	*96 %*					*08/29/09 01:13*	*SW846 8260B*	*9084014*
Polynuclear Aromatic Compounds by EPA Method 8310								
1-Methylnaphthalene	ND		ug/L	0.971	1	09/02/09 14:48	SW846 8310	9083684

Client	Kleinfelder Albuquerque - Exxon 8300 Jefferson NE Suite B Albuquerque, NM 87120	Work Order:	NSH1924
		Project Name:	Exxon Gladiola Station
		Project Number:	Gladiola Station - Lea County, NM
Attn	David Mazzanti	Received:	08/21/09 08:00

ANALYTICAL REPORT

Analyte	Result	Flag	Units	MRL	Dilution Factor	Analysis Date/Time	Method	Batch
Sample ID: NSH1924-09 (MW9 - Water) - cont. Sampled: 08/19/09 09:20								
Polynuclear Aromatic Compounds by EPA Method 8310 - cont.								
2-Methylnaphthalene	ND		ug/L	0.971	1	09/02/09 14:48	SW846 8310	9083684
Acenaphthene	ND		ug/L	0.971	1	09/02/09 14:48	SW846 8310	9083684
Acenaphthylene	ND		ug/L	4.85	1	09/02/09 14:48	SW846 8310	9083684
Anthracene	ND		ug/L	0.971	1	09/02/09 14:48	SW846 8310	9083684
Benzo (a) anthracene	ND		ug/L	0.194	1	09/02/09 14:48	SW846 8310	9083684
Benzo (a) pyrene	ND		ug/L	0.0971	1	09/02/09 14:48	SW846 8310	9083684
Benzo (b) fluoranthene	ND		ug/L	0.0971	1	09/02/09 14:48	SW846 8310	9083684
Benzo (g,h,i) perylene	ND		ug/L	0.194	1	09/02/09 14:48	SW846 8310	9083684
Benzo (k) fluoranthene	ND		ug/L	0.136	1	09/02/09 14:48	SW846 8310	9083684
Chrysene	ND		ug/L	0.971	1	09/02/09 14:48	SW846 8310	9083684
Dibenzo (a,h) anthracene	ND		ug/L	0.194	1	09/02/09 14:48	SW846 8310	9083684
Fluoranthene	ND		ug/L	0.194	1	09/02/09 14:48	SW846 8310	9083684
Fluorene	ND		ug/L	0.485	1	09/02/09 14:48	SW846 8310	9083684
Indeno (1,2,3-cd) pyrene	ND		ug/L	0.194	1	09/02/09 14:48	SW846 8310	9083684
Naphthalene	ND		ug/L	0.971	1	09/02/09 14:48	SW846 8310	9083684
Phenanthrene	ND		ug/L	0.485	1	09/02/09 14:48	SW846 8310	9083684
Pyrene	ND		ug/L	0.194	1	09/02/09 14:48	SW846 8310	9083684
Surr: p-Terphenyl (10-150%)	*60 %*					*09/02/09 14:48*	*SW846 8310*	*9083684*
Sample ID: NSH1924-10 (MW10 - Water) Sampled: 08/19/09 09:50								
General Chemistry Parameters								
Alkalinity, Total (CaCO3)	**660**		mg/L	10.0	1	08/26/09 19:33	SM2320 B	9084127
Sulfate	**80.8**		mg/L	20.0	20	09/02/09 03:15	SW846 9056	9090014
Total Dissolved Solids	**1510**		mg/L	40.0	1	08/25/09 17:16	SM2540 C	9083933
Chloride	**421**		mg/L	50.0	50	09/02/09 13:22	SW846 9056	9090014
Dissolved Metals by EPA Method 6010B								
Arsenic	ND	P7	mg/L	0.0100	1	08/25/09 18:03	SW846 6010B	9083700
Barium	**0.0763**	P7	mg/L	0.0100	1	08/25/09 18:03	SW846 6010B	9083700
Cadmium	ND	P7	mg/L	0.00100	1	08/25/09 18:03	SW846 6010B	9083700
Chromium	ND	P7	mg/L	0.00500	1	08/25/09 18:03	SW846 6010B	9083700
Lead	ND	P7	mg/L	0.00500	1	08/25/09 18:03	SW846 6010B	9083700
Selenium	ND	P7	mg/L	0.0100	1	08/25/09 18:03	SW846 6010B	9083700
Silver	ND	P7	mg/L	0.00500	1	08/25/09 18:03	SW846 6010B	9083700
Dissolved Mercury by EPA Methods 7470A/7471A								
Mercury	**0.000818**	P7	mg/L	0.000200	1	08/28/09 12:54	SW846 7470A	9083733
Volatile Organic Compounds by EPA Method 8260B								
Acetone	ND		ug/L	50.0	1	08/29/09 01:40	SW846 8260B	9084014
Benzene	ND		ug/L	1.00	1	08/29/09 01:40	SW846 8260B	9084014
Bromobenzene	ND		ug/L	1.00	1	08/29/09 01:40	SW846 8260B	9084014
Bromochloromethane	ND		ug/L	1.00	1	08/29/09 01:40	SW846 8260B	9084014
Bromodichloromethane	ND		ug/L	1.00	1	08/29/09 01:40	SW846 8260B	9084014
Bromoform	ND		ug/L	1.00	1	08/29/09 01:40	SW846 8260B	9084014

Client	Kleinfelder Albuquerque - Exxon 8300 Jefferson NE Suite B Albuquerque, NM 87120	Work Order:	NSH1924
		Project Name:	Exxon Gladiola Station
		Project Number:	Gladiola Station - Lea County, NM
Attn	David Mazzanti	Received:	08/21/09 08:00

ANALYTICAL REPORT

Analyte	Result	Flag	Units	MRL	Dilution Factor	Analysis Date/Time	Method	Batch
Sample ID: NSH1924-10 (MW10 - Water) - cont. Sampled: 08/19/09 09:50								
Volatile Organic Compounds by EPA Method 8260B - cont.								
Bromomethane	ND		ug/L	1.00	1	08/29/09 01:40	SW846 8260B	9084014
2-Butanone	ND		ug/L	50.0	1	08/29/09 01:40	SW846 8260B	9084014
sec-Butylbenzene	**1.53**		ug/L	1.00	1	08/29/09 01:40	SW846 8260B	9084014
n-Butylbenzene	ND		ug/L	1.00	1	08/29/09 01:40	SW846 8260B	9084014
tert-Butylbenzene	ND		ug/L	1.00	1	08/29/09 01:40	SW846 8260B	9084014
Carbon disulfide	ND		ug/L	1.00	1	08/29/09 01:40	SW846 8260B	9084014
Carbon Tetrachloride	ND		ug/L	1.00	1	08/29/09 01:40	SW846 8260B	9084014
Chlorobenzene	ND		ug/L	1.00	1	08/29/09 01:40	SW846 8260B	9084014
Chlorodibromomethane	ND		ug/L	1.00	1	08/29/09 01:40	SW846 8260B	9084014
Chloroethane	ND		ug/L	1.00	1	08/29/09 01:40	SW846 8260B	9084014
Chloroform	ND		ug/L	1.00	1	08/29/09 01:40	SW846 8260B	9084014
Chloromethane	ND		ug/L	1.00	1	08/29/09 01:40	SW846 8260B	9084014
2-Chlorotoluene	ND		ug/L	1.00	1	08/29/09 01:40	SW846 8260B	9084014
4-Chlorotoluene	ND		ug/L	1.00	1	08/29/09 01:40	SW846 8260B	9084014
1,2-Dibromo-3-chloropropane	ND		ug/L	5.00	1	08/29/09 01:40	SW846 8260B	9084014
1,2-Dibromoethane (EDB)	ND		ug/L	1.00	1	08/29/09 01:40	SW846 8260B	9084014
Dibromomethane	ND		ug/L	1.00	1	08/29/09 01:40	SW846 8260B	9084014
1,4-Dichlorobenzene	ND		ug/L	1.00	1	08/29/09 01:40	SW846 8260B	9084014
1,3-Dichlorobenzene	ND		ug/L	1.00	1	08/29/09 01:40	SW846 8260B	9084014
1,2-Dichlorobenzene	ND		ug/L	1.00	1	08/29/09 01:40	SW846 8260B	9084014
Dichlorodifluoromethane	ND		ug/L	1.00	1	08/29/09 01:40	SW846 8260B	9084014
1,1-Dichloroethane	ND		ug/L	1.00	1	08/29/09 01:40	SW846 8260B	9084014
1,2-Dichloroethane	ND		ug/L	1.00	1	08/29/09 01:40	SW846 8260B	9084014
cis-1,2-Dichloroethene	ND		ug/L	1.00	1	08/29/09 01:40	SW846 8260B	9084014
1,1-Dichloroethene	ND		ug/L	1.00	1	08/29/09 01:40	SW846 8260B	9084014
trans-1,2-Dichloroethene	ND		ug/L	1.00	1	08/29/09 01:40	SW846 8260B	9084014
1,3-Dichloropropane	ND		ug/L	1.00	1	08/29/09 01:40	SW846 8260B	9084014
1,2-Dichloropropane	ND		ug/L	1.00	1	08/29/09 01:40	SW846 8260B	9084014
2,2-Dichloropropane	ND		ug/L	1.00	1	08/29/09 01:40	SW846 8260B	9084014
cis-1,3-Dichloropropene	ND		ug/L	1.00	1	08/29/09 01:40	SW846 8260B	9084014
trans-1,3-Dichloropropene	ND		ug/L	1.00	1	08/29/09 01:40	SW846 8260B	9084014
1,1-Dichloropropene	ND		ug/L	1.00	1	08/29/09 01:40	SW846 8260B	9084014
Ethylbenzene	ND		ug/L	1.00	1	08/29/09 01:40	SW846 8260B	9084014
Hexachlorobutadiene	ND		ug/L	1.00	1	08/29/09 01:40	SW846 8260B	9084014
2-Hexanone	ND		ug/L	50.0	1	08/29/09 01:40	SW846 8260B	9084014
Isopropylbenzene	**1.00**		ug/L	1.00	1	08/29/09 01:40	SW846 8260B	9084014
p-Isopropyltoluene	ND		ug/L	1.00	1	08/29/09 01:40	SW846 8260B	9084014
Methyl tert-Butyl Ether	ND		ug/L	1.00	1	08/29/09 01:40	SW846 8260B	9084014
Methylene Chloride	ND		ug/L	5.00	1	08/29/09 01:40	SW846 8260B	9084014
4-Methyl-2-pentanone	ND		ug/L	10.0	1	08/29/09 01:40	SW846 8260B	9084014
Naphthalene	ND		ug/L	5.00	1	08/29/09 01:40	SW846 8260B	9084014
n-Propylbenzene	ND		ug/L	1.00	1	08/29/09 01:40	SW846 8260B	9084014
Styrene	ND		ug/L	1.00	1	08/29/09 01:40	SW846 8260B	9084014

Client	[illegible]	Work Order	[illegible]
	[illegible]	Project Name:	Exxon Gladiola Station
	Albuquerque, NM 87120	Project Number:	Gladiola Station - Lea County, NM
Attn	David Mazzanti	Received:	08/21/09 08:00

ANALYTICAL REPORT

Analyte	Result	Flag	Units	MRL	Dilution Factor	Analysis Date/Time	Method	Batch
Sample ID: NSH1924-10 (MW10 - Water) - cont. Sampled: 08/19/09 09:50								
Volatile Organic Compounds by EPA Method 8260B - cont.								
1,1,1,2-Tetrachloroethane	ND		ug/L	1.00	1	08/29/09 01:40	SW846 8260B	9084014
1,1,2,2-Tetrachloroethane	ND		ug/L	1.00	1	08/29/09 01:40	SW846 8260B	9084014
Tetrachloroethene	ND		ug/L	1.00	1	08/29/09 01:40	SW846 8260B	9084014
Toluene	ND		ug/L	1.00	1	08/29/09 01:40	SW846 8260B	9084014
1,2,3-Trichlorobenzene	ND		ug/L	1.00	1	08/29/09 01:40	SW846 8260B	9084014
1,2,4-Trichlorobenzene	ND		ug/L	1.00	1	08/29/09 01:40	SW846 8260B	9084014
1,1,2-Trichloroethane	ND		ug/L	1.00	1	08/29/09 01:40	SW846 8260B	9084014
1,1,1-Trichloroethane	ND		ug/L	1.00	1	08/29/09 01:40	SW846 8260B	9084014
Trichloroethene	ND		ug/L	1.00	1	08/29/09 01:40	SW846 8260B	9084014
Trichlorofluoromethane	ND		ug/L	1.00	1	08/29/09 01:40	SW846 8260B	9084014
1,2,3-Trichloropropane	ND		ug/L	1.00	1	08/29/09 01:40	SW846 8260B	9084014
1,3,5-Trimethylbenzene	ND		ug/L	1.00	1	08/29/09 01:40	SW846 8260B	9084014
1,2,4-Trimethylbenzene	ND		ug/L	1.00	1	08/29/09 01:40	SW846 8260B	9084014
Vinyl chloride	ND		ug/L	1.00	1	08/29/09 01:40	SW846 8260B	9084014
Xylenes, total	ND		ug/L	3.00	1	08/29/09 01:40	SW846 8260B	9084014
Surr: 1,2-Dichloroethane-d4 (63-140%)	*105 %*					*08/29/09 01:40*	*SW846 8260B*	*9084014*
Surr: Dibromofluoromethane (73-131%)	*103 %*					*08/29/09 01:40*	*SW846 8260B*	*9084014*
Surr: Toluene-d8 (80-120%)	*98 %*					*08/29/09 01:40*	*SW846 8260B*	*9084014*
Surr: 4-Bromofluorobenzene (79-125%)	*97 %*					*08/29/09 01:40*	*SW846 8260B*	*9084014*
Polynuclear Aromatic Compounds by EPA Method 8310								
1-Methylnaphthalene	ND		ug/L	0.980	1	09/02/09 15:16	SW846 8310	9083684
2-Methylnaphthalene	**2.68**		ug/L	0.980	1	09/02/09 15:16	SW846 8310	9083684
Acenaphthene	ND		ug/L	0.980	1	09/02/09 15:16	SW846 8310	9083684
[illegible]	[illegible]		[illegible]	[illegible]	[illegible]	[illegible]	[illegible]	[illegible]
Anthracene	ND		ug/L	0.980	1	09/02/09 15:16	SW846 8310	9083684
Benzo (a) anthracene	ND		ug/L	0.196	1	09/02/09 15:16	SW846 8310	9083684
Benzo (a) pyrene	ND		ug/L	0.0980	1	09/02/09 15:16	SW846 8310	9083684
Benzo (b) fluoranthene	ND		ug/L	0.0980	1	09/02/09 15:16	SW846 8310	9083684
Benzo (g,h,i) perylene	ND		ug/L	0.196	1	09/02/09 15:16	SW846 8310	9083684
Benzo (k) fluoranthene	ND		ug/L	0.137	1	09/02/09 15:16	SW846 8310	9083684
Chrysene	ND		ug/L	0.0980	1	09/02/09 15:16	SW846 8310	9083684
Dibenz (a,h) anthracene	ND		ug/L	0.196	1	09/02/09 15:16	SW846 8310	9083684
Fluoranthene	ND		ug/L	0.196	1	09/02/09 15:16	SW846 8310	9083684
Fluorene	ND		ug/L	0.490	1	09/02/09 15:16	SW846 8310	9083684
Indeno (1,2,3-cd) pyrene	ND		ug/L	0.196	1	09/02/09 15:16	SW846 8310	9083684
Naphthalene	ND		ug/L	0.980	1	09/02/09 15:16	SW846 8310	9083684
Phenanthrene	ND		ug/L	0.490	1	09/02/09 15:16	SW846 8310	9083684
Pyrene	ND		ug/L	0.196	1	09/02/09 15:16	SW846 8310	9083684
Surr: p-Terphenyl (10-150%)	*62 %*					*09/02/09 15:16*	*SW846 8310*	*9083684*

Client	Kleinfelder Albuquerque - Exxon	Work Order:	NSH1924
	8300 Jefferson NE Suite B	Project Name:	Exxon Gladiola Station
	Albuquerque, NM 87120	Project Number:	Gladiola Station - Lea County, NM
Attn	David Mazzanti	Received:	08/21/09 08:00

ANALYTICAL REPORT

Analyte	Result	Flag	Units	MRL	Dilution Factor	Analysis Date/Time	Method	Batch
Sample ID: NSH1924-11 (MW11 - Water) Sampled: 08/19/09 10:05								
General Chemistry Parameters								
Alkalinity, Total (CaCO3)	**577**	M8	mg/L	10.0	1	08/26/09 19:33	SM2320 B	9084127
Sulfate	**121**		mg/L	20.0	20	09/02/09 03:51	SW846 9056	9090014
Total Dissolved Solids	**1550**		mg/L	10.0	1	08/25/09 17:16	SM2540 C	9083933
Chloride	**517**		mg/L	50.0	50	09/02/09 13:40	SW846 9056	9090014
Dissolved Metals by EPA Method 6010B								
Arsenic	ND	P7	mg/L	0.0100	1	08/25/09 18:07	SW846 6010B	9083700
Barium	**0.0483**	P7	mg/L	0.0100	1	08/25/09 18:07	SW846 6010B	9083700
Cadmium	ND	P7	mg/L	0.00100	1	08/25/09 18:07	SW846 6010B	9083700
Chromium	ND	P7	mg/L	0.00500	1	08/25/09 18:07	SW846 6010B	9083700
Lead	ND	P7	mg/L	0.00500	1	08/25/09 18:07	SW846 6010B	9083700
Selenium	ND	P7	mg/L	0.0100	1	08/25/09 18:07	SW846 6010B	9083700
Silver	ND	P7	mg/L	0.00500	1	08/25/09 18:07	SW846 6010B	9083700
Dissolved Mercury by EPA Methods 7470A/7471A								
Mercury	ND	P7	mg/L	0.000200	1	08/28/09 12:57	SW846 7470A	9083733
Volatile Organic Compounds by EPA Method 8260B								
Acetone	ND		ug/L	50.0	1	08/29/09 02:07	SW846 8260B	9084014
Benzene	ND		ug/L	1.00	1	08/29/09 02:07	SW846 8260B	9084014
Bromobenzene	ND		ug/L	1.00	1	08/29/09 02:07	SW846 8260B	9084014
Bromochloromethane	ND		ug/L	1.00	1	08/29/09 02:07	SW846 8260B	9084014
Bromodichloromethane	ND		ug/L	1.00	1	08/29/09 02:07	SW846 8260B	9084014
Bromoform	ND		ug/L	1.00	1	08/29/09 02:07	SW846 8260B	9084014
Bromomethane	ND		ug/L	1.00	1	08/29/09 02:07	SW846 8260B	9084014
2-Butanone	ND		ug/L	50.0	1	08/29/09 02:07	SW846 8260B	9084014
sec-Butylbenzene	ND		ug/L	1.00	1	08/29/09 02:07	SW846 8260B	9084014
n-Butylbenzene	ND		ug/L	1.00	1	08/29/09 02:07	SW846 8260B	9084014
tert-Butylbenzene	ND		ug/L	1.00	1	08/29/09 02:07	SW846 8260B	9084014
Carbon disulfide	ND		ug/L	1.00	1	08/29/09 02:07	SW846 8260B	9084014
Carbon Tetrachloride	ND		ug/L	1.00	1	08/29/09 02:07	SW846 8260B	9084014
Chlorobenzene	ND		ug/L	1.00	1	08/29/09 02:07	SW846 8260B	9084014
Chlorodibromomethane	ND		ug/L	1.00	1	08/29/09 02:07	SW846 8260B	9084014
Chloroethane	ND		ug/L	1.00	1	08/29/09 02:07	SW846 8260B	9084014
Chloroform	ND		ug/L	1.00	1	08/29/09 02:07	SW846 8260B	9084014
Chloromethane	ND		ug/L	1.00	1	08/29/09 02:07	SW846 8260B	9084014
2-Chlorotoluene	ND		ug/L	1.00	1	08/29/09 02:07	SW846 8260B	9084014
4-Chlorotoluene	ND		ug/L	1.00	1	08/29/09 02:07	SW846 8260B	9084014
1,2-Dibromo-3-chloropropane	ND		ug/L	5.00	1	08/29/09 02:07	SW846 8260B	9084014
1,2-Dibromoethane (EDB)	ND		ug/L	1.00	1	08/29/09 02:07	SW846 8260B	9084014
Dibromomethane	ND		ug/L	1.00	1	08/29/09 02:07	SW846 8260B	9084014
1,4-Dichlorobenzene	ND		ug/L	1.00	1	08/29/09 02:07	SW846 8260B	9084014
1,3-Dichlorobenzene	ND		ug/L	1.00	1	08/29/09 02:07	SW846 8260B	9084014
1,2-Dichlorobenzene	ND		ug/L	1.00	1	08/29/09 02:07	SW846 8260B	9084014
Dichlorodifluoromethane	ND		ug/L	1.00	1	08/29/09 02:07	SW846 8260B	9084014

Client	Kleinfelder Albuquerque - Exxon	Work Order:	NSH1924
	8300 Jefferson NE Suite B	Project Name:	Exxon Gladiola Station
	Albuquerque, NM 87120	Project Number:	Gladiola Station - Lea County, NM
Attn	David Mazzanti	Received:	08/21/09 08:00

ANALYTICAL REPORT

Analyte	Result	Flag	Units	MRL	Dilution Factor	Analysis Date/Time	Method	Batch
Sample ID: NSH1924-11 (MW11 - Water) - cont. Sampled: 08/19/09 10:05								
Volatile Organic Compounds by EPA Method 8260B - cont.								
1,1-Dichloroethane	ND		ug/L	1.00	1	08/29/09 02:07	SW846 8260B	9084014
1,2-Dichloroethane	ND		ug/L	1.00	1	08/29/09 02:07	SW846 8260B	9084014
cis-1,2-Dichloroethene	ND		ug/L	1.00	1	08/29/09 02:07	SW846 8260B	9084014
1,1-Dichloroethene	ND		ug/L	1.00	1	08/29/09 02:07	SW846 8260B	9084014
trans-1,2-Dichloroethene	ND		ug/L	1.00	1	08/29/09 02:07	SW846 8260B	9084014
1,3-Dichloropropane	ND		ug/L	1.00	1	08/29/09 02:07	SW846 8260B	9084014
1,2-Dichloropropane	ND		ug/L	1.00	1	08/29/09 02:07	SW846 8260B	9084014
2,2-Dichloropropane	ND		ug/L	1.00	1	08/29/09 02:07	SW846 8260B	9084014
cis-1,3-Dichloropropene	ND		ug/L	1.00	1	08/29/09 02:07	SW846 8260B	9084014
trans-1,3-Dichloropropene	ND		ug/L	1.00	1	08/29/09 02:07	SW846 8260B	9084014
1,1-Dichloropropene	ND		ug/L	1.00	1	08/29/09 02:07	SW846 8260B	9084014
Ethylbenzene	ND		ug/L	1.00	1	08/29/09 02:07	SW846 8260B	9084014
Hexachlorobutadiene	ND		ug/L	1.00	1	08/29/09 02:07	SW846 8260B	9084014
2-Hexanone	ND		ug/L	50.0	1	08/29/09 02:07	SW846 8260B	9084014
Isopropylbenzene	ND		ug/L	1.00	1	08/29/09 02:07	SW846 8260B	9084014
p-Isopropyltoluene	ND		ug/L	1.00	1	08/29/09 02:07	SW846 8260B	9084014
Methyl tert-Butyl Ether	ND		ug/L	1.00	1	08/29/09 02:07	SW846 8260B	9084014
Methylene Chloride	ND		ug/L	5.00	1	08/29/09 02:07	SW846 8260B	9084014
4-Methyl-2-pentanone	ND		ug/L	10.0	1	08/29/09 02:07	SW846 8260B	9084014
Naphthalene	ND		ug/L	5.00	1	08/29/09 02:07	SW846 8260B	9084014
n-Propylbenzene	ND		ug/L	1.00	1	08/29/09 02:07	SW846 8260B	9084014
Styrene	ND		ug/L	1.00	1	08/29/09 02:07	SW846 8260B	9084014
1,1,1,2-Tetrachloroethane	ND		ug/L	1.00	1	08/29/09 02:07	SW846 8260B	9084014
1,1,2,2-Tetrachloroethane	ND		ug/L	1.00	1	08/29/09 02:07	SW846 8260B	9084014
Tetrachloroethene	ND		ug/L	1.00	1	08/29/09 02:07	SW846 8260B	9084014
Toluene	ND		ug/L	1.00	1	08/29/09 02:07	SW846 8260B	9084014
1,2,3-Trichlorobenzene	ND		ug/L	1.00	1	08/29/09 02:07	SW846 8260B	9084014
1,2,4-Trichlorobenzene	ND		ug/L	1.00	1	08/29/09 02:07	SW846 8260B	9084014
1,1,2-Trichloroethane	ND		ug/L	1.00	1	08/29/09 02:07	SW846 8260B	9084014
1,1,1-Trichloroethane	ND		ug/L	1.00	1	08/29/09 02:07	SW846 8260B	9084014
Trichloroethene	ND		ug/L	1.00	1	08/29/09 02:07	SW846 8260B	9084014
Trichlorofluoromethane	ND		ug/L	1.00	1	08/29/09 02:07	SW846 8260B	9084014
1,2,3-Trichloropropane	ND		ug/L	1.00	1	08/29/09 02:07	SW846 8260B	9084014
1,3,5-Trimethylbenzene	ND		ug/L	1.00	1	08/29/09 02:07	SW846 8260B	9084014
1,2,4-Trimethylbenzene	ND		ug/L	1.00	1	08/29/09 02:07	SW846 8260B	9084014
Vinyl chloride	ND		ug/L	1.00	1	08/29/09 02:07	SW846 8260B	9084014
Xylenes, total	ND		ug/L	3.00	1	08/29/09 02:07	SW846 8260B	9084014
Surr: 1,2-Dichloroethane-d4 (63-140%)	*102 %*					*08/29/09 02:07*	*SW846 8260B*	*9084014*
Surr: Dibromofluoromethane (73-131%)	*102 %*					*08/29/09 02:07*	*SW846 8260B*	*9084014*
Surr: Toluene-d8 (80-120%)	*98 %*					*08/29/09 02:07*	*SW846 8260B*	*9084014*
Surr: 4-Bromofluorobenzene (79-125%)	*96 %*					*08/29/09 02:07*	*SW846 8260B*	*9084014*
Polynuclear Aromatic Compounds by EPA Method 8310								
1-Methylnaphthalene	ND		ug/L	1.00	1	09/02/09 15:44	SW846 8310	9083684

Client	Kleinfelder Albuquerque - Exxon	Work Order:	NSH1924
	8300 Jefferson NE Suite B	Project Name:	Exxon Gladiola Station
	Albuquerque, NM 87120	Project Number:	Gladiola Station - Lea County, NM
Attn	David Mazzanti	Received:	08/21/09 08:00

ANALYTICAL REPORT

Analyte	Result	Flag	Units	MRL	Dilution Factor	Analysis Date/Time	Method	Batch
Sample ID: NSH1924-11 (MW11 - Water) - cont. Sampled: 08/19/09 10:05								
Polynuclear Aromatic Compounds by EPA Method 8310 - cont.								
2-Methylnaphthalene	**3.34**		ug/L	1.00	1	09/02/09 15:44	SW846 8310	9083684
Acenaphthene	ND		ug/L	1.00	1	09/02/09 15:44	SW846 8310	9083684
Acenaphthylene	ND		ug/L	5.00	1	09/02/09 15:44	SW846 8310	9083684
Anthracene	ND		ug/L	1.00	1	09/02/09 15:44	SW846 8310	9083684
Benzo (a) anthracene	ND		ug/L	0.200	1	09/02/09 15:44	SW846 8310	9083684
Benzo (a) pyrene	ND		ug/L	0.100	1	09/02/09 15:44	SW846 8310	9083684
Benzo (b) fluoranthene	ND		ug/L	0.100	1	09/02/09 15:44	SW846 8310	9083684
Benzo (g,h,i) perylene	ND		ug/L	0.200	1	09/02/09 15:44	SW846 8310	9083684
Benzo (k) fluoranthene	ND		ug/L	0.140	1	09/02/09 15:44	SW846 8310	9083684
Chrysene	ND		ug/L	0.100	1	09/02/09 15:44	SW846 8310	9083684
Dibenz (a,h) anthracene	ND		ug/L	0.200	1	09/02/09 15:44	SW846 8310	9083684
Fluoranthene	ND		ug/L	0.200	1	09/02/09 15:44	SW846 8310	9083684
Fluorene	ND		ug/L	0.500	1	09/02/09 15:44	SW846 8310	9083684
Indeno (1,2,3-cd) pyrene	ND		ug/L	0.200	1	09/02/09 15:44	SW846 8310	9083684
Naphthalene	ND		ug/L	1.00	1	09/02/09 15:44	SW846 8310	9083684
Phenanthrene	ND		ug/L	0.500	1	09/02/09 15:44	SW846 8310	9083684
Pyrene	ND		ug/L	0.200	1	09/02/09 15:44	SW846 8310	9083684
Surr: p-Terphenyl (10-150%)	*62 %*					*09/02/09 15:44*	*SW846 8310*	*9083684*
Sample ID: NSH1924-12 (MW12 - Water) Sampled: 08/19/09 10:30								
General Chemistry Parameters								
Alkalinity, Total (CaCO3)	**778**		mg/L	10.0	1	08/26/09 19:33	SM2320 B	9084127
Sulfate	ND		mg/L	1.00	1	09/02/09 05:23	SW846 9056	9090014
Total Dissolved Solids	**750**		mg/L	10.0	1	08/25/09 17:16	SM2540 C	9083933
Chloride	**28.2**		mg/L	20.0	20	09/02/09 05:05	SW846 9056	9090014
Dissolved Metals by EPA Method 6010B								
Arsenic	**0.0177**	P7	mg/L	0.0100	1	08/25/09 18:10	SW846 6010B	9083700
Barium	**6.02**	P7	mg/L	0.0100	1	08/25/09 18:10	SW846 6010B	9083700
Cadmium	ND	P7	mg/L	0.00100	1	08/25/09 18:10	SW846 6010B	9083700
Chromium	ND	P7	mg/L	0.00500	1	08/25/09 18:10	SW846 6010B	9083700
Lead	ND	P7	mg/L	0.00500	1	08/25/09 18:10	SW846 6010B	9083700
Selenium	ND	P7	mg/L	0.0100	1	08/25/09 18:10	SW846 6010B	9083700
Silver	ND	P7	mg/L	0.00500	1	08/25/09 18:10	SW846 6010B	9083700
Dissolved Mercury by EPA Methods 7470A/7471A								
Mercury	ND	P7	mg/L	0.000200	1	08/28/09 12:59	SW846 7470A	9083733
Volatile Organic Compounds by EPA Method 8260B								
Acetone	ND		ug/L	50.0	1	08/29/09 07:03	SW846 8260B	9084014
Benzene	**162**		ug/L	1.00	1	08/29/09 07:03	SW846 8260B	9084014
Bromobenzene	ND		ug/L	1.00	1	08/29/09 07:03	SW846 8260B	9084014
Bromochloromethane	ND		ug/L	1.00	1	08/29/09 07:03	SW846 8260B	9084014
Bromodichloromethane	ND		ug/L	1.00	1	08/29/09 07:03	SW846 8260B	9084014
Bromoform	ND		ug/L	1.00	1	08/29/09 07:03	SW846 8260B	9084014

Client	Kleinfelder Albuquerque - Exxon	Work Order:	NSH1924
	8300 Jefferson NE Suite B	Project Name:	Exxon Gladiola Station
	Albuquerque, NM 87120	Project Number:	Gladiola Station - Lea County, NM
Attn	David Mazzanti	Received:	08/21/09 08:00

ANALYTICAL REPORT

Analyte	Result	Flag	Units	MRL	Dilution Factor	Analysis Date/Time	Method	Batch
Sample ID: NSH1924-12 (MW12 - Water) - cont. Sampled: 08/19/09 10:30								
Volatile Organic Compounds by EPA Method 8260B - cont.								
Bromomethane	ND		ug/L	1.00	1	08/29/09 07:03	SW846 8260B	9084014
2-Butanone	ND		ug/L	50.0	1	08/29/09 07:03	SW846 8260B	9084014
sec-Butylbenzene	**10.9**		ug/L	1.00	1	08/29/09 07:03	SW846 8260B	9084014
n-Butylbenzene	**11.2**		ug/L	1.00	1	08/29/09 07:03	SW846 8260B	9084014
tert-Butylbenzene	**1.46**		ug/L	1.00	1	08/29/09 07:03	SW846 8260B	9084014
Carbon disulfide	ND		ug/L	1.00	1	08/29/09 07:03	SW846 8260B	9084014
Carbon Tetrachloride	ND		ug/L	1.00	1	08/29/09 07:03	SW846 8260B	9084014
Chlorobenzene	ND		ug/L	1.00	1	08/29/09 07:03	SW846 8260B	9084014
Chlorodibromomethane	ND		ug/L	1.00	1	08/29/09 07:03	SW846 8260B	9084014
Chloroethane	ND		ug/L	1.00	1	08/29/09 07:03	SW846 8260B	9084014
Chloroform	ND		ug/L	1.00	1	08/29/09 07:03	SW846 8260B	9084014
Chloromethane	ND		ug/L	1.00	1	08/29/09 07:03	SW846 8260B	9084014
2-Chlorotoluene	ND		ug/L	1.00	1	08/29/09 07:03	SW846 8260B	9084014
4-Chlorotoluene	ND		ug/L	1.00	1	08/29/09 07:03	SW846 8260B	9084014
1,2-Dibromo-3-chloropropane	ND		ug/L	5.00	1	08/29/09 07:03	SW846 8260B	9084014
1,2-Dibromoethane (EDB)	ND		ug/L	1.00	1	08/29/09 07:03	SW846 8260B	9084014
Dibromomethane	ND		ug/L	1.00	1	08/29/09 07:03	SW846 8260B	9084014
1,4-Dichlorobenzene	ND		ug/L	1.00	1	08/29/09 07:03	SW846 8260B	9084014
1,3-Dichlorobenzene	ND		ug/L	1.00	1	08/29/09 07:03	SW846 8260B	9084014
1,2-Dichlorobenzene	ND		ug/L	1.00	1	08/29/09 07:03	SW846 8260B	9084014
Dichlorodifluoromethane	ND		ug/L	1.00	1	08/29/09 07:03	SW846 8260B	9084014
1,1-Dichloroethane	ND		ug/L	1.00	1	08/29/09 07:03	SW846 8260B	9084014
1,2-Dichloroethane	ND		ug/L	1.00	1	08/29/09 07:03	SW846 8260B	9084014
cis-1,2-Dichloroethene	ND		ug/L	1.00	1	08/29/09 07:03	SW846 8260B	9084014
1,1-Dichloroethene	ND		ug/L	1.00	1	08/29/09 07:03	SW846 8260B	9084014
trans-1,2-Dichloroethene	ND		ug/L	1.00	1	08/29/09 07:03	SW846 8260B	9084014
1,3-Dichloropropane	ND		ug/L	1.00	1	08/29/09 07:03	SW846 8260B	9084014
1,2-Dichloropropane	ND		ug/L	1.00	1	08/29/09 07:03	SW846 8260B	9084014
2,2-Dichloropropane	ND		ug/L	1.00	1	08/29/09 07:03	SW846 8260B	9084014
cis-1,3-Dichloropropene	ND		ug/L	1.00	1	08/29/09 07:03	SW846 8260B	9084014
trans-1,3-Dichloropropene	ND		ug/L	1.00	1	08/29/09 07:03	SW846 8260B	9084014
1,1-Dichloropropene	ND		ug/L	1.00	1	08/29/09 07:03	SW846 8260B	9084014
Ethylbenzene	**937**		ug/L	10.0	10	08/29/09 07:30	SW846 8260B	9084014
Hexachlorobutadiene	ND		ug/L	1.00	1	08/29/09 07:03	SW846 8260B	9084014
2-Hexanone	ND		ug/L	50.0	1	08/29/09 07:03	SW846 8260B	9084014
Isopropylbenzene	**70.9**		ug/L	1.00	1	08/29/09 07:03	SW846 8260B	9084014
p-Isopropyltoluene	**8.77**		ug/L	1.00	1	08/29/09 07:03	SW846 8260B	9084014
Methyl tert-Butyl Ether	ND		ug/L	1.00	1	08/29/09 07:03	SW846 8260B	9084014
Methylene Chloride	ND		ug/L	5.00	1	08/29/09 07:03	SW846 8260B	9084014
4-Methyl-2-pentanone	ND		ug/L	10.0	1	08/29/09 07:03	SW846 8260B	9084014
Naphthalene	**103**		ug/L	5.00	1	08/29/09 07:03	SW846 8260B	9084014
n-Propylbenzene	**76.7**		ug/L	1.00	1	08/29/09 07:03	SW846 8260B	9084014
Styrene	ND		ug/L	1.00	1	08/29/09 07:03	SW846 8260B	9084014

Client	Kleinfelder Albuquerque - Exxon	Work Order:	NSH1924
	8300 Jefferson NE Suite B	Project Name:	Exxon Gladiola Station
	Albuquerque, NM 87120	Project Number:	Gladiola Station - Lea County, NM
Attn	David Mazzanti	Received:	08/21/09 08:00

ANALYTICAL REPORT

Analyte	Result	Flag	Units	MRL	Dilution Factor	Analysis Date/Time	Method	Batch
Sample ID: NSH1924-12 (MW12 - Water) - cont. Sampled: 08/19/09 10:30								
Volatile Organic Compounds by EPA Method 8260B - cont.								
1,1,1,2-Tetrachloroethane	ND		ug/L	1.00	1	08/29/09 07:03	SW846 8260B	9084014
1,1,2,2-Tetrachloroethane	ND		ug/L	1.00	1	08/29/09 07:03	SW846 8260B	9084014
Tetrachloroethene	ND		ug/L	1.00	1	08/29/09 07:03	SW846 8260B	9084014
Toluene	**9.87**		ug/L	1.00	1	08/29/09 07:03	SW846 8260B	9084014
1,2,3-Trichlorobenzene	ND		ug/L	1.00	1	08/29/09 07:03	SW846 8260B	9084014
1,2,4-Trichlorobenzene	ND		ug/L	1.00	1	08/29/09 07:03	SW846 8260B	9084014
1,1,2-Trichloroethane	ND		ug/L	1.00	1	08/29/09 07:03	SW846 8260B	9084014
1,1,1-Trichloroethane	ND		ug/L	1.00	1	08/29/09 07:03	SW846 8260B	9084014
Trichloroethene	ND		ug/L	1.00	1	08/29/09 07:03	SW846 8260B	9084014
Trichlorofluoromethane	ND		ug/L	1.00	1	08/29/09 07:03	SW846 8260B	9084014
1,2,3-Trichloropropane	ND		ug/L	1.00	1	08/29/09 07:03	SW846 8260B	9084014
1,3,5-Trimethylbenzene	**101**		ug/L	1.00	1	08/29/09 07:03	SW846 8260B	9084014
1,2,4-Trimethylbenzene	**357**		ug/L	10.0	10	08/29/09 07:30	SW846 8260B	9084014
Vinyl chloride	ND		ug/L	1.00	1	08/29/09 07:03	SW846 8260B	9084014
Xylenes, total	**1680**		ug/L	30.0	10	08/29/09 07:30	SW846 8260B	9084014
Surr: 1,2-Dichloroethane-d4 (63-140%)	*104 %*					*08/29/09 07:03*	*SW846 8260B*	*9084014*
Surr: 1,2-Dichloroethane-d4 (63-140%)	*102 %*					*08/29/09 07:30*	*SW846 8260B*	*9084014*
Surr: Dibromofluoromethane (73-131%)	*109 %*					*08/29/09 07:03*	*SW846 8260B*	*9084014*
Surr: Dibromofluoromethane (73-131%)	*108 %*					*08/29/09 07:30*	*SW846 8260B*	*9084014*
Surr: Toluene-d8 (80-120%)	*98 %*					*08/29/09 07:03*	*SW846 8260B*	*9084014*
Surr: Toluene-d8 (80-120%)	*96 %*					*08/29/09 07:30*	*SW846 8260B*	*9084014*
Surr: 4-Bromofluorobenzene (79-125%)	*96 %*					*08/29/09 07:03*	*SW846 8260B*	*9084014*
Surr: 4-Bromofluorobenzene (79-125%)	*95 %*					*08/29/09 07:30*	*SW846 8260B*	*9084014*
Polynuclear Aromatic Compounds by EPA Method 8310								
1-Methylnaphthalene	**159**	R1	ug/L	10.0	10	09/03/09 07:50	SW846 8310	9083684
2-Methylnaphthalene	**80.8**		ug/L	5.00	5	09/03/09 07:23	SW846 8310	9083684
Acenaphthene	ND		ug/L	1.00	1	09/02/09 16:11	SW846 8310	9083684
Acenaphthylene	ND		ug/L	5.00	1	09/02/09 16:11	SW846 8310	9083684
Anthracene	ND		ug/L	1.00	1	09/02/09 16:11	SW846 8310	9083684
Benzo (a) anthracene	ND		ug/L	0.200	1	09/02/09 16:11	SW846 8310	9083684
Benzo (a) pyrene	ND		ug/L	0.100	1	09/02/09 16:11	SW846 8310	9083684
Benzo (b) fluoranthene	ND		ug/L	0.100	1	09/02/09 16:11	SW846 8310	9083684
Benzo (g,h,i) perylene	ND		ug/L	0.200	1	09/02/09 16:11	SW846 8310	9083684
Benzo (k) fluoranthene	ND		ug/L	0.140	1	09/02/09 16:11	SW846 8310	9083684
Chrysene	**0.145**		ug/L	0.100	1	09/02/09 16:11	SW846 8310	9083684
Dibenz (a,h) anthracene	ND		ug/L	0.200	1	09/02/09 16:11	SW846 8310	9083684
Fluoranthene	**1.36**	R1	ug/L	0.200	1	09/02/09 16:11	SW846 8310	9083684
Fluorene	**2.03**		ug/L	0.500	1	09/02/09 16:11	SW846 8310	9083684
Indeno (1,2,3-cd) pyrene	ND		ug/L	0.200	1	09/02/09 16:11	SW846 8310	9083684
Naphthalene	**120**		ug/L	10.0	10	09/03/09 07:50	SW846 8310	9083684
Phenanthrene	**17.1**	R1	ug/L	0.500	1	09/02/09 16:11	SW846 8310	9083684
Pyrene	**3.18**	R1	ug/L	0.200	1	09/02/09 16:11	SW846 8310	9083684
Surr: p-Terphenyl (10-150%)	*63 %*					*09/02/09 16:11*	*SW846 8310*	*9083684*

TestAmerica
THE LEADER IN ENVIRONMENTAL TESTING
2960 Foster Creighton Road Nashville, TN 37204 * 800-765-0980 * Fax 615-726-3404

Client	Kleinfelder Albuquerque - Exxon	Work Order:	NSH1924
	8300 Jefferson NE Suite B	Project Name:	Exxon Gladiola Station
	Albuquerque, NM 87120	Project Number:	Gladiola Station - Lea County, NM
Attn	David Mazzanti	Received:	08/21/09 08:00

ANALYTICAL REPORT

Analyte	Result	Flag	Units	MRL	Dilution Factor	Analysis Date/Time	Method	Batch
Sample ID: NSH1924-13 (MW13 - Water) Sampled: 08/19/09 12:45								
General Chemistry Parameters								
Alkalinity, Total (CaCO3)	**781**		mg/L	10.0	1	08/26/09 19:33	SM2320 B	9084127
Sulfate	ND		mg/L	1.00	1	09/02/09 06:00	SW846 9056	9090014
Total Dissolved Solids	**800**		mg/L	20.0	1	08/25/09 17:16	SM2540 C	9083933
Chloride	**4.76**		mg/L	1.00	1	09/02/09 06:00	SW846 9056	9090014
Dissolved Metals by EPA Method 6010B								
Arsenic	**0.0249**	P7	mg/L	0.0100	1	08/25/09 18:13	SW846 6010B	9083700
Barium	**4.44**	P7	mg/L	0.0100	1	08/25/09 18:13	SW846 6010B	9083700
Cadmium	ND	P7	mg/L	0.00100	1	08/25/09 18:13	SW846 6010B	9083700
Chromium	ND	P7	mg/L	0.00500	1	08/25/09 18:13	SW846 6010B	9083700
Lead	ND	P7	mg/L	0.00500	1	08/25/09 18:13	SW846 6010B	9083700
Selenium	ND	P7	mg/L	0.0100	1	08/25/09 18:13	SW846 6010B	9083700
Silver	ND	P7	mg/L	0.00500	1	08/25/09 18:13	SW846 6010B	9083700
Dissolved Mercury by EPA Methods 7470A/7471A								
Mercury	ND	P7	mg/L	0.000200	1	08/28/09 13:02	SW846 7470A	9083733
Volatile Organic Compounds by EPA Method 8260B								
Acetone	ND		ug/L	50.0	1	08/25/09 18:51	SW846 8260B	9084019
Benzene	**8130**		ug/L	100	100	08/25/09 19:51	SW846 8260B	9084019
Bromobenzene	ND		ug/L	1.00	1	08/25/09 18:51	SW846 8260B	9084019
Bromochloromethane	ND		ug/L	1.00	1	08/25/09 18:51	SW846 8260B	9084019
Bromodichloromethane	ND		ug/L	1.00	1	08/25/09 18:51	SW846 8260B	9084019
Bromoform	ND		ug/L	1.00	1	08/25/09 18:51	SW846 8260B	9084019
Bromomethane	ND		ug/L	1.00	1	08/25/09 18:51	SW846 8260B	9084019
2-Butanone	ND		ug/L	50.0	1	08/25/09 18:51	SW846 8260B	9084019
sec-Butylbenzene	**13.6**		ug/L	1.00	1	08/25/09 18:51	SW846 8260B	9084019
n-Butylbenzene	**16.0**		ug/L	1.00	1	08/25/09 18:51	SW846 8260B	9084019
tert-Butylbenzene	**3.43**		ug/L	1.00	1	08/25/09 18:51	SW846 8260B	9084019
Carbon disulfide	ND		ug/L	1.00	1	08/25/09 18:51	SW846 8260B	9084019
Carbon Tetrachloride	ND		ug/L	1.00	1	08/25/09 18:51	SW846 8260B	9084019
Chlorobenzene	ND		ug/L	1.00	1	08/25/09 18:51	SW846 8260B	9084019
Chlorodibromomethane	ND		ug/L	1.00	1	08/25/09 18:51	SW846 8260B	9084019
Chloroethane	ND		ug/L	1.00	1	08/25/09 18:51	SW846 8260B	9084019
Chloroform	ND		ug/L	1.00	1	08/25/09 18:51	SW846 8260B	9084019
Chloromethane	ND		ug/L	1.00	1	08/25/09 18:51	SW846 8260B	9084019
2-Chlorotoluene	ND		ug/L	1.00	1	08/25/09 18:51	SW846 8260B	9084019
4-Chlorotoluene	ND		ug/L	1.00	1	08/25/09 18:51	SW846 8260B	9084019
1,2-Dibromo-3-chloropropane	ND		ug/L	5.00	1	08/25/09 18:51	SW846 8260B	9084019
1,2-Dibromoethane (EDB)	ND		ug/L	1.00	1	08/25/09 18:51	SW846 8260B	9084019
Dibromomethane	ND		ug/L	1.00	1	08/25/09 18:51	SW846 8260B	9084019
1,4-Dichlorobenzene	ND		ug/L	1.00	1	08/25/09 18:51	SW846 8260B	9084019
1,3-Dichlorobenzene	ND		ug/L	1.00	1	08/25/09 18:51	SW846 8260B	9084019
1,2-Dichlorobenzene	ND		ug/L	1.00	1	08/25/09 18:51	SW846 8260B	9084019
Dichlorodifluoromethane	ND		ug/L	1.00	1	08/25/09 18:51	SW846 8260B	9084019

Client	Kleinfelder Albuquerque - Exxon	Work Order:	NSH1924
	8300 Jefferson NE Suite B	Project Name:	Exxon Gladiola Station
	Albuquerque, NM 87120	Project Number:	Gladiola Station - Lea County, NM
Attn	David Mazzanti	Received:	08/21/09 08:00

ANALYTICAL REPORT

Analyte	Result	Flag	Units	MRL	Dilution Factor	Analysis Date/Time	Method	Batch
Sample ID: NSH1924-13 (MW13 - Water) - cont. Sampled: 08/19/09 12:45								
Volatile Organic Compounds by EPA Method 8260B - cont.								
1,1-Dichloroethane	ND		ug/L	1.00	1	08/25/09 18:51	SW846 8260B	9084019
1,2-Dichloroethane	ND		ug/L	1.00	1	08/25/09 18:51	SW846 8260B	9084019
cis-1,2-Dichloroethene	ND		ug/L	1.00	1	08/25/09 18:51	SW846 8260B	9084019
1,1-Dichloroethene	ND		ug/L	1.00	1	08/25/09 18:51	SW846 8260B	9084019
trans-1,2-Dichloroethene	ND		ug/L	1.00	1	08/25/09 18:51	SW846 8260B	9084019
1,3-Dichloropropane	ND		ug/L	1.00	1	08/25/09 18:51	SW846 8260B	9084019
1,2-Dichloropropane	ND		ug/L	1.00	1	08/25/09 18:51	SW846 8260B	9084019
2,2-Dichloropropane	ND		ug/L	1.00	1	08/25/09 18:51	SW846 8260B	9084019
cis-1,3-Dichloropropene	ND	L	ug/L	1.00	1	08/25/09 18:51	SW846 8260B	9084019
trans-1,3-Dichloropropene	ND		ug/L	1.00	1	08/25/09 18:51	SW846 8260B	9084019
1,1-Dichloropropene	ND		ug/L	1.00	1	08/25/09 18:51	SW846 8260B	9084019
Ethylbenzene	**950**		ug/L	10.0	10	08/25/09 19:21	SW846 8260B	9084019
Hexachlorobutadiene	ND		ug/L	1.00	1	08/25/09 18:51	SW846 8260B	9084019
2-Hexanone	ND		ug/L	50.0	1	08/25/09 18:51	SW846 8260B	9084019
Isopropylbenzene	**83.7**		ug/L	1.00	1	08/25/09 18:51	SW846 8260B	9084019
p-Isopropyltoluene	**10.5**		ug/L	1.00	1	08/25/09 18:51	SW846 8260B	9084019
Methyl tert-Butyl Ether	ND		ug/L	1.00	1	08/25/09 18:51	SW846 8260B	9084019
Methylene Chloride	ND		ug/L	5.00	1	08/25/09 18:51	SW846 8260B	9084019
4-Methyl-2-pentanone	**16.0**		ug/L	10.0	1	08/25/09 18:51	SW846 8260B	9084019
Naphthalene	**143**		ug/L	5.00	1	08/25/09 18:51	SW846 8260B	9084019
n-Propylbenzene	**81.1**		ug/L	1.00	1	08/25/09 18:51	SW846 8260B	9084019
Styrene	ND		ug/L	1.00	1	08/25/09 18:51	SW846 8260B	9084019
1,1,1,2-Tetrachloroethane	ND		ug/L	1.00	1	08/25/09 18:51	SW846 8260B	9084019
1,1,2,2-Tetrachloroethane	ND		ug/L	1.00	1	08/25/09 18:51	SW846 8260B	9084019
Tetrachloroethene	ND		ug/L	1.00	1	08/25/09 18:51	SW846 8260B	9084019
Toluene	**305**		ug/L	10.0	10	08/25/09 19:21	SW846 8260B	9084019
1,2,3-Trichlorobenzene	ND		ug/L	1.00	1	08/25/09 18:51	SW846 8260B	9084019
1,2,4-Trichlorobenzene	ND		ug/L	1.00	1	08/25/09 18:51	SW846 8260B	9084019
1,1,2-Trichloroethane	ND		ug/L	1.00	1	08/25/09 18:51	SW846 8260B	9084019
1,1,1-Trichloroethane	ND		ug/L	1.00	1	08/25/09 18:51	SW846 8260B	9084019
Trichloroethene	ND		ug/L	1.00	1	08/25/09 18:51	SW846 8260B	9084019
Trichlorofluoromethane	ND		ug/L	1.00	1	08/25/09 18:51	SW846 8260B	9084019
1,2,3-Trichloropropane	ND		ug/L	1.00	1	08/25/09 18:51	SW846 8260B	9084019
1,3,5-Trimethylbenzene	**128**		ug/L	1.00	1	08/25/09 18:51	SW846 8260B	9084019
1,2,4-Trimethylbenzene	**417**		ug/L	10.0	10	08/25/09 19:21	SW846 8260B	9084019
Vinyl chloride	ND		ug/L	1.00	1	08/25/09 18:51	SW846 8260B	9084019
Xylenes, total	**2070**		ug/L	30.0	10	08/25/09 19:21	SW846 8260B	9084019
Surr: 1,2-Dichloroethane-d4 (63-140%)	*115 %*					*08/25/09 18:51*	*SW846 8260B*	*9084019*
Surr: 1,2-Dichloroethane-d4 (63-140%)	*106 %*					*08/25/09 19:21*	*SW846 8260B*	*9084019*
Surr: 1,2-Dichloroethane-d4 (63-140%)	*102 %*					*08/25/09 19:51*	*SW846 8260B*	*9084019*
Surr: Dibromofluoromethane (73-131%)	*96 %*					*08/25/09 18:51*	*SW846 8260B*	*9084019*
Surr: Dibromofluoromethane (73-131%)	*96 %*					*08/25/09 19:21*	*SW846 8260B*	*9084019*
Surr: Dibromofluoromethane (73-131%)	*96 %*					*08/25/09 19:51*	*SW846 8260B*	*9084019*
Surr: Toluene-d8 (80-120%)	*109 %*					*08/25/09 18:51*	*SW846 8260B*	*9084019*

Client	Kleinfelder Albuquerque - Exxon	Work Order:	NSH1924
	8300 Jefferson NE Suite B	Project Name:	Exxon Gladiola Station
	Albuquerque, NM 87120	Project Number:	Gladiola Station - Lea County, NM
Attn	David Mazzanti	Received:	08/21/09 08:00

ANALYTICAL REPORT

Analyte	Result	Flag	Units	MRL	Dilution Factor	Analysis Date/Time	Method	Batch
Sample ID: NSH1924-13 (MW13 - Water) - cont. Sampled: 08/19/09 12:45								
Volatile Organic Compounds by EPA Method 8260B - cont.								
Surr: Toluene-d8 (80-120%)	*105 %*					*08/25/09 19:21*	*SW846 8260B*	*9084019*
Surr: Toluene-d8 (80-120%)	*108 %*					*08/25/09 19:51*	*SW846 8260B*	*9084019*
Surr: 4-Bromofluorobenzene (79-125%)	*110 %*					*08/25/09 18:51*	*SW846 8260B*	*9084019*
Surr: 4-Bromofluorobenzene (79-125%)	*107 %*					*08/25/09 19:21*	*SW846 8260B*	*9084019*
Surr: 4-Bromofluorobenzene (79-125%)	*109 %*					*08/25/09 19:51*	*SW846 8260B*	*9084019*
Polynuclear Aromatic Compounds by EPA Method 8310								
1-Methylnaphthalene	**291**	R1	ug/L	20.5	20	09/08/09 15:34	SW846 8310	9083684
2-Methylnaphthalene	**147**		ug/L	10.3	10	09/03/09 20:40	SW846 8310	9083684
Acenaphthene	ND		ug/L	1.03	1	09/02/09 16:39	SW846 8310	9083684
Acenaphthylene	ND		ug/L	5.13	1	09/02/09 16:39	SW846 8310	9083684
Anthracene	**1.52**	R12	ug/L	1.03	1	09/02/09 16:39	SW846 8310	9083684
Benzo (a) anthracene	ND		ug/L	0.205	1	09/02/09 16:39	SW846 8310	9083684
Benzo (a) pyrene	ND		ug/L	0.103	1	09/02/09 16:39	SW846 8310	9083684
Benzo (b) fluoranthene	**0.578**		ug/L	0.103	1	09/02/09 16:39	SW846 8310	9083684
Benzo (g,h,i) perylene	**0.915**	R1	ug/L	0.205	1	09/02/09 16:39	SW846 8310	9083684
Benzo (k) fluoranthene	ND		ug/L	0.144	1	09/02/09 16:39	SW846 8310	9083684
Chrysene	**5.15**		ug/L	0.103	1	09/02/09 16:39	SW846 8310	9083684
Dibenz (a,h) anthracene	ND		ug/L	0.205	1	09/02/09 16:39	SW846 8310	9083684
Fluoranthene	**11.8**	R1	ug/L	0.205	1	09/02/09 16:39	SW846 8310	9083684
Fluorene	**4.24**		ug/L	0.513	1	09/02/09 16:39	SW846 8310	9083684
Indeno (1,2,3-cd) pyrene	ND		ug/L	0.205	1	09/02/09 16:39	SW846 8310	9083684
Naphthalene	**120**		ug/L	10.3	10	09/03/09 20:40	SW846 8310	9083684
Phenanthrene	**45.8**	R1	ug/L	5.13	10	09/03/09 20:40	SW846 8310	9083684
Pyrene	**27.7**	R1	ug/L	2.05	10	09/03/09 20:40	SW846 8310	9083684
Surr: p-Terphenyl (10-150%)	*57 %*					*09/02/09 16:39*	*SW846 8310*	*9083684*
Sample ID: NSH1924-14 (MW14 - Water) Sampled: 08/19/09 08:10								
General Chemistry Parameters								
Alkalinity, Total (CaCO3)	**656**		mg/L	10.0	1	08/26/09 19:33	SM2320 B	9084127
Sulfate	**15.7**		mg/L	1.00	1	09/02/09 06:37	SW846 9056	9090014
Total Dissolved Solids	**702**		mg/L	10.0	1	08/25/09 17:16	SM2540 C	9083933
Chloride	**5.14**		mg/L	1.00	1	09/02/09 06:37	SW846 9056	9090014
Dissolved Metals by EPA Method 6010B								
Arsenic	**0.0271**	P7	mg/L	0.0100	1	08/25/09 18:17	SW846 6010B	9083700
Barium	**0.196**	P7	mg/L	0.0100	1	08/25/09 18:17	SW846 6010B	9083700
Cadmium	ND	P7	mg/L	0.00100	1	08/25/09 18:17	SW846 6010B	9083700
Chromium	ND	P7	mg/L	0.00500	1	08/25/09 18:17	SW846 6010B	9083700
Lead	ND	P7	mg/L	0.00500	1	08/25/09 18:17	SW846 6010B	9083700
Selenium	ND	P7	mg/L	0.0100	1	08/25/09 18:17	SW846 6010B	9083700
Silver	ND	P7	mg/L	0.00500	1	08/25/09 18:17	SW846 6010B	9083700
Dissolved Mercury by EPA Methods 7470A/7471A								
Mercury	ND	P7	mg/L	0.000200	1	08/28/09 13:05	SW846 7470A	9083733

Client	Kleinfelder Albuquerque - Exxon	Work Order:	NSH1924
	8300 Jefferson NE Suite B	Project Name:	Exxon Gladiola Station
	Albuquerque, NM 87120	Project Number:	Gladiola Station - Lea County, NM
Attn	David Mazzanti	Received:	08/21/09 08:00

ANALYTICAL REPORT

Analyte	Result	Flag	Units	MRL	Dilution Factor	Analysis Date/Time	Method	Batch
Sample ID: NSH1924-14 (MW14 - Water) - cont. Sampled: 08/19/09 08:10								
Volatile Organic Compounds by EPA Method 8260B								
Acetone	ND		ug/L	50.0	1	08/25/09 15:20	SW846 8260B	9084019
Benzene	**112**		ug/L	1.00	1	08/25/09 15:20	SW846 8260B	9084019
Bromobenzene	ND		ug/L	1.00	1	08/25/09 15:20	SW846 8260B	9084019
Bromochloromethane	ND		ug/L	1.00	1	08/25/09 15:20	SW846 8260B	9084019
Bromodichloromethane	ND		ug/L	1.00	1	08/25/09 15:20	SW846 8260B	9084019
Bromoform	ND		ug/L	1.00	1	08/25/09 15:20	SW846 8260B	9084019
Bromomethane	ND		ug/L	1.00	1	08/25/09 15:20	SW846 8260B	9084019
2-Butanone	ND		ug/L	50.0	1	08/25/09 15:20	SW846 8260B	9084019
sec-Butylbenzene	**4.14**		ug/L	1.00	1	08/25/09 15:20	SW846 8260B	9084019
n-Butylbenzene	**2.65**		ug/L	1.00	1	08/25/09 15:20	SW846 8260B	9084019
tert-Butylbenzene	**2.73**		ug/L	1.00	1	08/25/09 15:20	SW846 8260B	9084019
Carbon disulfide	ND		ug/L	1.00	1	08/25/09 15:20	SW846 8260B	9084019
Carbon Tetrachloride	ND		ug/L	1.00	1	08/25/09 15:20	SW846 8260B	9084019
Chlorobenzene	ND		ug/L	1.00	1	08/25/09 15:20	SW846 8260B	9084019
Chlorodibromomethane	ND		ug/L	1.00	1	08/25/09 15:20	SW846 8260B	9084019
Chloroethane	ND		ug/L	1.00	1	08/25/09 15:20	SW846 8260B	9084019
Chloroform	ND		ug/L	1.00	1	08/25/09 15:20	SW846 8260B	9084019
Chloromethane	ND		ug/L	1.00	1	08/25/09 15:20	SW846 8260B	9084019
2-Chlorotoluene	ND		ug/L	1.00	1	08/25/09 15:20	SW846 8260B	9084019
4-Chlorotoluene	ND		ug/L	1.00	1	08/25/09 15:20	SW846 8260B	9084019
1,2-Dibromo-3-chloropropane	ND		ug/L	5.00	1	08/25/09 15:20	SW846 8260B	9084019
1,2-Dibromoethane (EDB)	ND		ug/L	1.00	1	08/25/09 15:20	SW846 8260B	9084019
Dibromomethane	ND		ug/L	1.00	1	08/25/09 15:20	SW846 8260B	9084019
1,4-Dichlorobenzene	ND		ug/L	1.00	1	08/25/09 15:20	SW846 8260B	9084019
1,3-Dichlorobenzene	ND		ug/L	1.00	1	08/25/09 15:20	SW846 8260B	9084019
1,2-Dichlorobenzene	ND		ug/L	1.00	1	08/25/09 15:20	SW846 8260B	9084019
Dichlorodifluoromethane	ND		ug/L	1.00	1	08/25/09 15:20	SW846 8260B	9084019
1,1-Dichloroethane	ND		ug/L	1.00	1	08/25/09 15:20	SW846 8260B	9084019
1,2-Dichloroethane	ND		ug/L	1.00	1	08/25/09 15:20	SW846 8260B	9084019
cis-1,2-Dichloroethene	ND		ug/L	1.00	1	08/25/09 15:20	SW846 8260B	9084019
1,1-Dichloroethene	ND		ug/L	1.00	1	08/25/09 15:20	SW846 8260B	9084019
trans-1,2-Dichloroethene	ND		ug/L	1.00	1	08/25/09 15:20	SW846 8260B	9084019
1,3-Dichloropropane	ND		ug/L	1.00	1	08/25/09 15:20	SW846 8260B	9084019
1,2-Dichloropropane	ND		ug/L	1.00	1	08/25/09 15:20	SW846 8260B	9084019
2,2-Dichloropropane	ND		ug/L	1.00	1	08/25/09 15:20	SW846 8260B	9084019
cis-1,3-Dichloropropene	ND	L	ug/L	1.00	1	08/25/09 15:20	SW846 8260B	9084019
trans-1,3-Dichloropropene	ND		ug/L	1.00	1	08/25/09 15:20	SW846 8260B	9084019
1,1-Dichloropropene	ND		ug/L	1.00	1	08/25/09 15:20	SW846 8260B	9084019
Ethylbenzene	**110**		ug/L	1.00	1	08/25/09 15:20	SW846 8260B	9084019
Hexachlorobutadiene	ND		ug/L	1.00	1	08/25/09 15:20	SW846 8260B	9084019
2-Hexanone	ND		ug/L	50.0	1	08/25/09 15:20	SW846 8260B	9084019
Isopropylbenzene	**14.1**		ug/L	1.00	1	08/25/09 15:20	SW846 8260B	9084019
p-Isopropyltoluene	**3.01**		ug/L	1.00	1	08/25/09 15:20	SW846 8260B	9084019

Client	Kleinfelder Albuquerque - Exxon	Work Order:	NSH1924
	8300 Jefferson NE Suite B	Project Name:	Exxon Gladiola Station
	Albuquerque, NM 87120	Project Number:	Gladiola Station - Lea County, NM
Attn	David Mazzanti	Received:	08/21/09 08:00

ANALYTICAL REPORT

Analyte	Result	Flag	Units	MRL	Dilution Factor	Analysis Date/Time	Method	Batch
Sample ID: NSH1924-14 (MW14 - Water) - cont. Sampled: 08/19/09 08:10								
Volatile Organic Compounds by EPA Method 8260B - cont.								
Methyl tert-Butyl Ether	ND		ug/L	1.00	1	08/25/09 15:20	SW846 8260B	9084019
Methylene Chloride	ND		ug/L	5.00	1	08/25/09 15:20	SW846 8260B	9084019
4-Methyl-2-pentanone	ND		ug/L	10.0	1	08/25/09 15:20	SW846 8260B	9084019
Naphthalene	**16.2**		ug/L	5.00	1	08/25/09 15:20	SW846 8260B	9084019
n-Propylbenzene	**9.84**		ug/L	1.00	1	08/25/09 15:20	SW846 8260B	9084019
Styrene	ND		ug/L	1.00	1	08/25/09 15:20	SW846 8260B	9084019
1,1,1,2-Tetrachloroethane	ND		ug/L	1.00	1	08/25/09 15:20	SW846 8260B	9084019
1,1,2,2-Tetrachloroethane	ND		ug/L	1.00	1	08/25/09 15:20	SW846 8260B	9084019
Tetrachloroethene	ND		ug/L	1.00	1	08/25/09 15:20	SW846 8260B	9084019
Toluene	ND		ug/L	1.00	1	08/25/09 15:20	SW846 8260B	9084019
1,2,3-Trichlorobenzene	ND		ug/L	1.00	1	08/25/09 15:20	SW846 8260B	9084019
1,2,4-Trichlorobenzene	ND		ug/L	1.00	1	08/25/09 15:20	SW846 8260B	9084019
1,1,2-Trichloroethane	ND		ug/L	1.00	1	08/25/09 15:20	SW846 8260B	9084019
1,1,1-Trichloroethane	ND		ug/L	1.00	1	08/25/09 15:20	SW846 8260B	9084019
Trichloroethene	ND		ug/L	1.00	1	08/25/09 15:20	SW846 8260B	9084019
Trichlorofluoromethane	ND		ug/L	1.00	1	08/25/09 15:20	SW846 8260B	9084019
1,2,3-Trichloropropane	ND		ug/L	1.00	1	08/25/09 15:20	SW846 8260B	9084019
1,3,5-Trimethylbenzene	**4.95**		ug/L	1.00	1	08/25/09 15:20	SW846 8260B	9084019
1,2,4-Trimethylbenzene	**21.6**		ug/L	1.00	1	08/25/09 15:20	SW846 8260B	9084019
Vinyl chloride	ND		ug/L	1.00	1	08/25/09 15:20	SW846 8260B	9084019
Xylenes, total	**44.4**		ug/L	3.00	1	08/25/09 15:20	SW846 8260B	9084019
Surr: 1,2-Dichloroethane-d4 (63-140%)	*105 %*					*08/25/09 15:20*	*SW846 8260B*	*9084019*
Surr: Dibromofluoromethane (73-131%)	*99 %*					*08/25/09 15:20*	*SW846 8260B*	*9084019*
Surr: Toluene-d8 (80-120%)	*107 %*					*08/25/09 15:20*	*SW846 8260B*	*9084019*
Surr: 4-Bromofluorobenzene (79-125%)	*106 %*					*08/25/09 15:20*	*SW846 8260B*	*9084019*
Polynuclear Aromatic Compounds by EPA Method 8310								
1-Methylnaphthalene	**54.7**	R1	ug/L	4.85	5	09/04/09 13:14	SW846 8310	9083684
2-Methylnaphthalene	**17.2**		ug/L	0.971	1	09/02/09 17:07	SW846 8310	9083684
Acenaphthene	ND		ug/L	0.971	1	09/02/09 17:07	SW846 8310	9083684
Acenaphthylene	ND		ug/L	4.85	1	09/02/09 17:07	SW846 8310	9083684
Anthracene	ND		ug/L	0.971	1	09/02/09 17:07	SW846 8310	9083684
Benzo (a) anthracene	ND		ug/L	0.194	1	09/02/09 17:07	SW846 8310	9083684
Benzo (a) pyrene	ND		ug/L	0.0971	1	09/02/09 17:07	SW846 8310	9083684
Benzo (b) fluoranthene	ND		ug/L	0.0971	1	09/02/09 17:07	SW846 8310	9083684
Benzo (g,h,i) perylene	ND		ug/L	0.194	1	09/02/09 17:07	SW846 8310	9083684
Benzo (k) fluoranthene	ND		ug/L	0.136	1	09/02/09 17:07	SW846 8310	9083684
Chrysene	ND		ug/L	0.0971	1	09/02/09 17:07	SW846 8310	9083684
Dibenz (a,h) anthracene	ND		ug/L	0.194	1	09/02/09 17:07	SW846 8310	9083684
Fluoranthene	ND		ug/L	0.194	1	09/02/09 17:07	SW846 8310	9083684
Fluorene	**0.797**		ug/L	0.485	1	09/02/09 17:07	SW846 8310	9083684
Indeno (1,2,3-cd) pyrene	ND		ug/L	0.194	1	09/02/09 17:07	SW846 8310	9083684
Naphthalene	**9.23**		ug/L	0.971	1	09/02/09 17:07	SW846 8310	9083684
Phenanthrene	**4.11**	R1	ug/L	0.485	1	09/02/09 17:07	SW846 8310	9083684

Client	Kleinfelder Albuquerque - Exxon	Work Order:	NSH1924
	8300 Jefferson NE Suite B	Project Name:	Exxon Gladiola Station
	Albuquerque, NM 87120	Project Number:	Gladiola Station - Lea County, NM
Attn	David Mazzanti	Received:	08/21/09 08:00

ANALYTICAL REPORT

Analyte	Result	Flag	Units	MRL	Dilution Factor	Analysis Date/Time	Method	Batch
Sample ID: NSH1924-14 (MW14 - Water) - cont. Sampled: 08/19/09 08:10								
Polynuclear Aromatic Compounds by EPA Method 8310 - cont.								
Pyrene	**1.09**		ug/L	0.194	1	09/02/09 17:07	SW846 8310	9083684
Surr: p-Terphenyl (10-150%)	*39 %*					*09/02/09 17:07*	*SW846 8310*	*9083684*
Sample ID: NSH1924-15 (MW15 - Water) Sampled: 08/19/09 11:15								
General Chemistry Parameters								
Alkalinity, Total (CaCO3)	**891**		mg/L	10.0	1	08/26/09 19:33	SM2320 B	9084127
Sulfate	ND		mg/L	1.00	1	09/02/09 07:14	SW846 9056	9090014
Total Dissolved Solids	**850**		mg/L	20.0	1	08/25/09 17:16	SM2540 C	9083933
Chloride	**11.6**		mg/L	1.00	1	09/02/09 07:14	SW846 9056	9090014
Dissolved Metals by EPA Method 6010B								
Arsenic	**0.0254**	P7	mg/L	0.0100	1	08/25/09 18:20	SW846 6010B	9083700
Barium	**6.05**	P7	mg/L	0.0100	1	08/25/09 18:20	SW846 6010B	9083700
Cadmium	ND	P7	mg/L	0.00100	1	08/25/09 18:20	SW846 6010B	9083700
Chromium	ND	P7	mg/L	0.00500	1	08/25/09 18:20	SW846 6010B	9083700
Lead	ND	P7	mg/L	0.00500	1	08/25/09 18:20	SW846 6010B	9083700
Selenium	ND	P7	mg/L	0.0100	1	08/25/09 18:20	SW846 6010B	9083700
Silver	ND	P7	mg/L	0.00500	1	08/25/09 18:20	SW846 6010B	9083700
Dissolved Mercury by EPA Methods 7470A/7471A								
Mercury	ND	P7	mg/L	0.000200	1	08/28/09 13:07	SW846 7470A	9083733
Volatile Organic Compounds by EPA Method 8260B								
Acetone	ND		ug/L	50.0	1	08/26/09 12:56	SW846 8260B	9084038
Benzene	**3850**		ug/L	100	100	08/26/09 13:56	SW846 8260B	9084038
Bromobenzene	ND		ug/L	1.00	1	08/26/09 12:56	SW846 8260B	9084038
Bromochloromethane	ND		ug/L	1.00	1	08/26/09 12:56	SW846 8260B	9084038
Bromodichloromethane	ND		ug/L	1.00	1	08/26/09 12:56	SW846 8260B	9084038
Bromoform	ND		ug/L	1.00	1	08/26/09 12:56	SW846 8260B	9084038
Bromomethane	ND		ug/L	1.00	1	08/26/09 12:56	SW846 8260B	9084038
2-Butanone	ND		ug/L	50.0	1	08/26/09 12:56	SW846 8260B	9084038
sec-Butylbenzene	**9.44**		ug/L	1.00	1	08/26/09 12:56	SW846 8260B	9084038
n-Butylbenzene	**11.8**		ug/L	1.00	1	08/26/09 12:56	SW846 8260B	9084038
tert-Butylbenzene	**2.43**		ug/L	1.00	1	08/26/09 12:56	SW846 8260B	9084038
Carbon disulfide	ND		ug/L	1.00	1	08/26/09 12:56	SW846 8260B	9084038
Carbon Tetrachloride	ND		ug/L	1.00	1	08/26/09 12:56	SW846 8260B	9084038
Chlorobenzene	ND		ug/L	1.00	1	08/26/09 12:56	SW846 8260B	9084038
Chlorodibromomethane	ND		ug/L	1.00	1	08/26/09 12:56	SW846 8260B	9084038
Chloroethane	ND		ug/L	1.00	1	08/26/09 12:56	SW846 8260B	9084038
Chloroform	ND		ug/L	1.00	1	08/26/09 12:56	SW846 8260B	9084038
Chloromethane	ND		ug/L	1.00	1	08/26/09 12:56	SW846 8260B	9084038
2-Chlorotoluene	ND		ug/L	1.00	1	08/26/09 12:56	SW846 8260B	9084038
4-Chlorotoluene	ND		ug/L	1.00	1	08/26/09 12:56	SW846 8260B	9084038
1,2-Dibromo-3-chloropropane	ND		ug/L	5.00	1	08/26/09 12:56	SW846 8260B	9084038
1,2-Dibromoethane (EDB)	ND		ug/L	1.00	1	08/26/09 12:56	SW846 8260B	9084038

Client	Kleinfelder Albuquerque - Exxon 8300 Jefferson NE Suite B Albuquerque, NM 87120	Work Order:	NSH1924
		Project Name:	Exxon Gladiola Station
		Project Number:	Gladiola Station - Lea County, NM
Attn	David Mazzanti	Received:	08/21/09 08:00

ANALYTICAL REPORT

Analyte	Result	Flag	Units	MRL	Dilution Factor	Analysis Date/Time	Method	Batch
Sample ID: NSH1924-15 (MW15 - Water) - cont. Sampled: 08/19/09 11:15								
Volatile Organic Compounds by EPA Method 8260B - cont.								
Dibromomethane	ND		ug/L	1.00	1	08/26/09 12:56	SW846 8260B	9084038
1,4-Dichlorobenzene	ND		ug/L	1.00	1	08/26/09 12:56	SW846 8260B	9084038
1,3-Dichlorobenzene	ND		ug/L	1.00	1	08/26/09 12:56	SW846 8260B	9084038
1,2-Dichlorobenzene	ND		ug/L	1.00	1	08/26/09 12:56	SW846 8260B	9084038
Dichlorodifluoromethane	ND		ug/L	1.00	1	08/26/09 12:56	SW846 8260B	9084038
1,1-Dichloroethane	ND		ug/L	1.00	1	08/26/09 12:56	SW846 8260B	9084038
1,2-Dichloroethane	ND		ug/L	1.00	1	08/26/09 12:56	SW846 8260B	9084038
cis-1,2-Dichloroethene	ND		ug/L	1.00	1	08/26/09 12:56	SW846 8260B	9084038
1,1-Dichloroethene	ND		ug/L	1.00	1	08/26/09 12:56	SW846 8260B	9084038
trans-1,2-Dichloroethene	ND		ug/L	1.00	1	08/26/09 12:56	SW846 8260B	9084038
1,3-Dichloropropane	ND		ug/L	1.00	1	08/26/09 12:56	SW846 8260B	9084038
1,2-Dichloropropane	ND		ug/L	1.00	1	08/26/09 12:56	SW846 8260B	9084038
2,2-Dichloropropane	ND		ug/L	1.00	1	08/26/09 12:56	SW846 8260B	9084038
cis-1,3-Dichloropropene	ND	L	ug/L	1.00	1	08/26/09 12:56	SW846 8260B	9084038
trans-1,3-Dichloropropene	ND		ug/L	1.00	1	08/26/09 12:56	SW846 8260B	9084038
1,1-Dichloropropene	ND		ug/L	1.00	1	08/26/09 12:56	SW846 8260B	9084038
Ethylbenzene	**799**		ug/L	10.0	10	08/26/09 13:26	SW846 8260B	9084038
Hexachlorobutadiene	ND		ug/L	1.00	1	08/26/09 12:56	SW846 8260B	9084038
2-Hexanone	ND		ug/L	50.0	1	08/26/09 12:56	SW846 8260B	9084038
Isopropylbenzene	**57.4**		ug/L	1.00	1	08/26/09 12:56	SW846 8260B	9084038
p-Isopropyltoluene	**8.82**		ug/L	1.00	1	08/26/09 12:56	SW846 8260B	9084038
Methyl tert-Butyl Ether	ND		ug/L	1.00	1	08/26/09 12:56	SW846 8260B	9084038
Methylene Chloride	ND		ug/L	5.00	1	08/26/09 12:56	SW846 8260B	9084038
4-Methyl-2-pentanone	ND		ug/L	10.0	1	08/26/09 12:56	SW846 8260B	9084038
Naphthalene	**137**		ug/L	5.00	1	08/26/09 12:56	SW846 8260B	9084038
n-Propylbenzene	**51.5**		ug/L	1.00	1	08/26/09 12:56	SW846 8260B	9084038
Styrene	ND		ug/L	1.00	1	08/26/09 12:56	SW846 8260B	9084038
1,1,1,2-Tetrachloroethane	ND		ug/L	1.00	1	08/26/09 12:56	SW846 8260B	9084038
1,1,2,2-Tetrachloroethane	ND		ug/L	1.00	1	08/26/09 12:56	SW846 8260B	9084038
Tetrachloroethene	ND		ug/L	1.00	1	08/26/09 12:56	SW846 8260B	9084038
Toluene	**892**		ug/L	10.0	10	08/26/09 13:26	SW846 8260B	9084038
1,2,3-Trichlorobenzene	ND		ug/L	1.00	1	08/26/09 12:56	SW846 8260B	9084038
1,2,4-Trichlorobenzene	ND		ug/L	1.00	1	08/26/09 12:56	SW846 8260B	9084038
1,1,2-Trichloroethane	ND		ug/L	1.00	1	08/26/09 12:56	SW846 8260B	9084038
1,1,1-Trichloroethane	ND		ug/L	1.00	1	08/26/09 12:56	SW846 8260B	9084038
Trichloroethene	ND		ug/L	1.00	1	08/26/09 12:56	SW846 8260B	9084038
Trichlorofluoromethane	ND		ug/L	1.00	1	08/26/09 12:56	SW846 8260B	9084038
1,2,3-Trichloropropane	ND		ug/L	1.00	1	08/26/09 12:56	SW846 8260B	9084038
1,3,5-Trimethylbenzene	**93.6**		ug/L	1.00	1	08/26/09 12:56	SW846 8260B	9084038
1,2,4-Trimethylbenzene	**384**		ug/L	10.0	10	08/26/09 13:26	SW846 8260B	9084038
Vinyl chloride	ND		ug/L	1.00	1	08/26/09 12:56	SW846 8260B	9084038
Xylenes, total	**2250**		ug/L	30.0	10	08/26/09 13:26	SW846 8260B	9084038
Surr: 1,2-Dichloroethane-d4 (63-140%)	*116 %*					*08/26/09 12:56*	*SW846 8260B*	*9084038*

Client	Kleinfelder Albuquerque - Exxon	Work Order:	NSH1924
	8300 Jefferson NE Suite B	Project Name:	Exxon Gladiola Station
	Albuquerque, NM 87120	Project Number:	Gladiola Station - Lea County, NM
Attn	David Mazzanti	Received:	08/21/09 08:00

ANALYTICAL REPORT

Analyte	Result	Flag	Units	MRL	Dilution Factor	Analysis Date/Time	Method	Batch
Sample ID: NSH1924-15 (MW15 - Water) - cont. Sampled: 08/19/09 11:15								
Volatile Organic Compounds by EPA Method 8260B - cont.								
Surr: 1,2-Dichloroethane-d4 (63-140%)	*107 %*					*08/26/09 13:26*	*SW846 8260B*	*9084038*
Surr: 1,2-Dichloroethane-d4 (63-140%)	*104 %*					*08/26/09 13:56*	*SW846 8260B*	*9084038*
Surr: Dibromofluoromethane (73-131%)	*101 %*					*08/26/09 12:56*	*SW846 8260B*	*9084038*
Surr: Dibromofluoromethane (73-131%)	*97 %*					*08/26/09 13:26*	*SW846 8260B*	*9084038*
Surr: Dibromofluoromethane (73-131%)	*95 %*					*08/26/09 13:56*	*SW846 8260B*	*9084038*
Surr: Toluene-d8 (80-120%)	*108 %*					*08/26/09 12:56*	*SW846 8260B*	*9084038*
Surr: Toluene-d8 (80-120%)	*105 %*					*08/26/09 13:26*	*SW846 8260B*	*9084038*
Surr: Toluene-d8 (80-120%)	*107 %*					*08/26/09 13:56*	*SW846 8260B*	*9084038*
Surr: 4-Bromofluorobenzene (79-125%)	*107 %*					*08/26/09 12:56*	*SW846 8260B*	*9084038*
Surr: 4-Bromofluorobenzene (79-125%)	*105 %*					*08/26/09 13:26*	*SW846 8260B*	*9084038*
Surr: 4-Bromofluorobenzene (79-125%)	*107 %*					*08/26/09 13:56*	*SW846 8260B*	*9084038*
Polynuclear Aromatic Compounds by EPA Method 8310								
1-Methylnaphthalene	**202**	R1	ug/L	10.3	10	09/04/09 14:37	SW846 8310	9083684
2-Methylnaphthalene	**118**		ug/L	10.3	10	09/04/09 14:37	SW846 8310	9083684
Acenaphthene	ND		ug/L	1.03	1	09/02/09 17:34	SW846 8310	9083684
Acenaphthylene	ND		ug/L	5.13	1	09/02/09 17:34	SW846 8310	9083684
Anthracene	ND		ug/L	1.03	1	09/02/09 17:34	SW846 8310	9083684
Benzo (a) anthracene	ND		ug/L	0.205	1	09/02/09 17:34	SW846 8310	9083684
Benzo (a) pyrene	ND		ug/L	0.103	1	09/02/09 17:34	SW846 8310	9083684
Benzo (b) fluoranthene	ND		ug/L	0.103	1	09/02/09 17:34	SW846 8310	9083684
Benzo (g,h,i) perylene	ND		ug/L	0.205	1	09/02/09 17:34	SW846 8310	9083684
Benzo (k) fluoranthene	ND		ug/L	0.144	1	09/02/09 17:34	SW846 8310	9083684
Chrysene	**0.857**		ug/L	0.103	1	09/02/09 17:34	SW846 8310	9083684
Dibenz (a,h) anthracene	ND		ug/L	0.205	1	09/02/09 17:34	SW846 8310	9083684
Fluoranthene	**3.15**	R1	ug/L	0.205	1	09/02/09 17:34	SW846 8310	9083684
Fluorene	**2.29**		ug/L	0.513	1	09/02/09 17:34	SW846 8310	9083684
Indeno (1,2,3-cd) pyrene	ND		ug/L	0.205	1	09/02/09 17:34	SW846 8310	9083684
Naphthalene	**169**		ug/L	10.3	10	09/04/09 14:37	SW846 8310	9083684
Phenanthrene	**19.6**	R1	ug/L	1.03	2	09/04/09 13:42	SW846 8310	9083684
Pyrene	**7.53**	R1	ug/L	0.205	1	09/02/09 17:34	SW846 8310	9083684
Surr: p-Terphenyl (10-150%)	*48 %*					*09/02/09 17:34*	*SW846 8310*	*9083684*

Client	Kleinfelder Albuquerque - Exxon	Work Order:	NSH1924
	8300 Jefferson NE Suite B	Project Name:	Exxon Gladiola Station
	Albuquerque, NM 87120	Project Number:	Gladiola Station - Lea County, NM
Attn	David Mazzanti	Received:	08/21/09 08:00

ANALYTICAL REPORT

Analyte	Result	Flag	Units	MRL	Dilution Factor	Analysis Date/Time	Method	Batch
Sample ID: NSH1924-16 (MW16 - Water) Sampled: 08/19/09 08:40								
General Chemistry Parameters								
Alkalinity, Total (CaCO3)	**791**		mg/L	10.0	1	08/26/09 19:33	SM2320 B	9084127
Sulfate	**1.67**		mg/L	1.00	1	09/02/09 09:04	SW846 9056	9090014
Total Dissolved Solids	**750**		mg/L	10.0	1	08/25/09 17:16	SM2540 C	9083933
Chloride	**9.37**		mg/L	1.00	1	09/02/09 09:04	SW846 9056	9090014
Dissolved Metals by EPA Method 6010B								
Arsenic	**0.0136**	P7	mg/L	0.0100	1	08/25/09 18:30	SW846 6010B	9083700
Barium	**1.73**	P7	mg/L	0.0100	1	08/25/09 18:30	SW846 6010B	9083700
Cadmium	ND	P7	mg/L	0.00100	1	08/25/09 18:30	SW846 6010B	9083700
Chromium	ND	P7	mg/L	0.00500	1	08/25/09 18:30	SW846 6010B	9083700
Lead	ND	P7	mg/L	0.00500	1	08/25/09 18:30	SW846 6010B	9083700
Selenium	ND	P7	mg/L	0.0100	1	08/25/09 18:30	SW846 6010B	9083700
Silver	ND	P7	mg/L	0.00500	1	08/25/09 18:30	SW846 6010B	9083700
Dissolved Mercury by EPA Methods 7470A/7471A								
Mercury	ND	P7	mg/L	0.000200	1	08/28/09 13:09	SW846 7470A	9083733
Volatile Organic Compounds by EPA Method 8260B								
Acetone	ND		ug/L	50.0	1	08/25/09 15:51	SW846 8260B	9084019
Benzene	**4.19**		ug/L	1.00	1	08/25/09 15:51	SW846 8260B	9084019
Bromobenzene	ND		ug/L	1.00	1	08/25/09 15:51	SW846 8260B	9084019
Bromochloromethane	ND		ug/L	1.00	1	08/25/09 15:51	SW846 8260B	9084019
Bromodichloromethane	ND		ug/L	1.00	1	08/25/09 15:51	SW846 8260B	9084019
Bromoform	ND		ug/L	1.00	1	08/25/09 15:51	SW846 8260B	9084019
Bromomethane	ND		ug/L	1.00	1	08/25/09 15:51	SW846 8260B	9084019
2-Butanone	ND		ug/L	50.0	1	08/25/09 15:51	SW846 8260B	9084019
sec-Butylbenzene	**1.83**		ug/L	1.00	1	08/25/09 15:51	SW846 8260B	9084019
n-Butylbenzene	**3.20**		ug/L	1.00	1	08/25/09 15:51	SW846 8260B	9084019
tert-Butylbenzene	**2.31**		ug/L	1.00	1	08/25/09 15:51	SW846 8260B	9084019
Carbon disulfide	ND		ug/L	1.00	1	08/25/09 15:51	SW846 8260B	9084019
Carbon Tetrachloride	ND		ug/L	1.00	1	08/25/09 15:51	SW846 8260B	9084019
Chlorobenzene	ND		ug/L	1.00	1	08/25/09 15:51	SW846 8260B	9084019
Chlorodibromomethane	ND		ug/L	1.00	1	08/25/09 15:51	SW846 8260B	9084019
Chloroethane	ND		ug/L	1.00	1	08/25/09 15:51	SW846 8260B	9084019
Chloroform	ND		ug/L	1.00	1	08/25/09 15:51	SW846 8260B	9084019
Chloromethane	ND		ug/L	1.00	1	08/25/09 15:51	SW846 8260B	9084019
2-Chlorotoluene	ND		ug/L	1.00	1	08/25/09 15:51	SW846 8260B	9084019
4-Chlorotoluene	ND		ug/L	1.00	1	08/25/09 15:51	SW846 8260B	9084019
1,2-Dibromo-3-chloropropane	ND		ug/L	5.00	1	08/25/09 15:51	SW846 8260B	9084019
1,2-Dibromoethane (EDB)	ND		ug/L	1.00	1	08/25/09 15:51	SW846 8260B	9084019
Dibromomethane	ND		ug/L	1.00	1	08/25/09 15:51	SW846 8260B	9084019
1,4-Dichlorobenzene	ND		ug/L	1.00	1	08/25/09 15:51	SW846 8260B	9084019
1,3-Dichlorobenzene	ND		ug/L	1.00	1	08/25/09 15:51	SW846 8260B	9084019
1,2-Dichlorobenzene	ND		ug/L	1.00	1	08/25/09 15:51	SW846 8260B	9084019
Dichlorodifluoromethane	ND		ug/L	1.00	1	08/25/09 15:51	SW846 8260B	9084019

Client	Kleinfelder Albuquerque - Exxon	Work Order:	NSH1924
	8300 Jefferson NE Suite B	Project Name:	Exxon Gladiola Station
	Albuquerque, NM 87120	Project Number:	Gladiola Station - Lea County, NM
Attn	David Mazzanti	Received:	08/21/09 08:00

ANALYTICAL REPORT

Analyte	Result	Flag	Units	MRL	Dilution Factor	Analysis Date/Time	Method	Batch
Sample ID: NSH1924-16 (MW16 - Water) - cont. Sampled: 08/19/09 08:40								
Volatile Organic Compounds by EPA Method 8260B - cont.								
1,1-Dichloroethane	ND		ug/L	1.00	1	08/25/09 15:51	SW846 8260B	9084019
1,2-Dichloroethane	ND		ug/L	1.00	1	08/25/09 15:51	SW846 8260B	9084019
cis-1,2-Dichloroethene	ND		ug/L	1.00	1	08/25/09 15:51	SW846 8260B	9084019
1,1-Dichloroethene	ND		ug/L	1.00	1	08/25/09 15:51	SW846 8260B	9084019
trans-1,2-Dichloroethene	ND		ug/L	1.00	1	08/25/09 15:51	SW846 8260B	9084019
1,3-Dichloropropane	ND		ug/L	1.00	1	08/25/09 15:51	SW846 8260B	9084019
1,2-Dichloropropane	ND		ug/L	1.00	1	08/25/09 15:51	SW846 8260B	9084019
2,2-Dichloropropane	ND		ug/L	1.00	1	08/25/09 15:51	SW846 8260B	9084019
cis-1,3-Dichloropropene	ND	L	ug/L	1.00	1	08/25/09 15:51	SW846 8260B	9084019
trans-1,3-Dichloropropene	ND		ug/L	1.00	1	08/25/09 15:51	SW846 8260B	9084019
1,1-Dichloropropene	ND		ug/L	1.00	1	08/25/09 15:51	SW846 8260B	9084019
Ethylbenzene	**25.1**		ug/L	1.00	1	08/25/09 15:51	SW846 8260B	9084019
Hexachlorobutadiene	ND		ug/L	1.00	1	08/25/09 15:51	SW846 8260B	9084019
2-Hexanone	ND		ug/L	50.0	1	08/25/09 15:51	SW846 8260B	9084019
Isopropylbenzene	**2.31**		ug/L	1.00	1	08/25/09 15:51	SW846 8260B	9084019
p-Isopropyltoluene	**2.08**		ug/L	1.00	1	08/25/09 15:51	SW846 8260B	9084019
Methyl tert-Butyl Ether	ND		ug/L	1.00	1	08/25/09 15:51	SW846 8260B	9084019
Methylene Chloride	ND		ug/L	5.00	1	08/25/09 15:51	SW846 8260B	9084019
4-Methyl-2-pentanone	ND		ug/L	10.0	1	08/25/09 15:51	SW846 8260B	9084019
Naphthalene	**10.5**		ug/L	5.00	1	08/25/09 15:51	SW846 8260B	9084019
n-Propylbenzene	**1.69**		ug/L	1.00	1	08/25/09 15:51	SW846 8260B	9084019
Styrene	ND		ug/L	1.00	1	08/25/09 15:51	SW846 8260B	9084019
1,1,1,2-Tetrachloroethane	ND		ug/L	1.00	1	08/25/09 15:51	SW846 8260B	9084019
1,1,2,2-Tetrachloroethane	ND		ug/L	1.00	1	08/25/09 15:51	SW846 8260B	9084019
Tetrachloroethene	ND		ug/L	1.00	1	08/25/09 15:51	SW846 8260B	9084019
Toluene	ND		ug/L	1.00	1	08/25/09 15:51	SW846 8260B	9084019
1,2,3-Trichlorobenzene	ND		ug/L	1.00	1	08/25/09 15:51	SW846 8260B	9084019
1,2,4-Trichlorobenzene	ND		ug/L	1.00	1	08/25/09 15:51	SW846 8260B	9084019
1,1,2-Trichloroethane	ND		ug/L	1.00	1	08/25/09 15:51	SW846 8260B	9084019
1,1,1-Trichloroethane	ND		ug/L	1.00	1	08/25/09 15:51	SW846 8260B	9084019
Trichloroethene	ND		ug/L	1.00	1	08/25/09 15:51	SW846 8260B	9084019
Trichlorofluoromethane	ND		ug/L	1.00	1	08/25/09 15:51	SW846 8260B	9084019
1,2,3-Trichloropropane	ND		ug/L	1.00	1	08/25/09 15:51	SW846 8260B	9084019
1,3,5-Trimethylbenzene	**29.6**		ug/L	1.00	1	08/25/09 15:51	SW846 8260B	9084019
1,2,4-Trimethylbenzene	**66.7**		ug/L	1.00	1	08/25/09 15:51	SW846 8260B	9084019
Vinyl chloride	ND		ug/L	1.00	1	08/25/09 15:51	SW846 8260B	9084019
Xylenes, total	**79.7**		ug/L	3.00	1	08/25/09 15:51	SW846 8260B	9084019
Surr: 1,2-Dichloroethane-d4 (63-140%)	*102 %*					*08/25/09 15:51*	*SW846 8260B*	*9084019*
Surr: Dibromofluoromethane (73-131%)	*96 %*					*08/25/09 15:51*	*SW846 8260B*	*9084019*
Surr: Toluene-d8 (80-120%)	*106 %*					*08/25/09 15:51*	*SW846 8260B*	*9084019*
Surr: 4-Bromofluorobenzene (79-125%)	*104 %*					*08/25/09 15:51*	*SW846 8260B*	*9084019*
Polynuclear Aromatic Compounds by EPA Method 8310								
1-Methylnaphthalene	**6.03**	R10	ug/L	1.03	1	09/02/09 18:29	SW846 8310	9083684

Client	Kleinfelder Albuquerque - Exxon	Work Order:	NSH1924
	8300 Jefferson NE Suite B	Project Name:	Exxon Gladiola Station
	Albuquerque, NM 87120	Project Number:	Gladiola Station - Lea County, NM
Attn	David Mazzanti	Received:	08/21/09 08:00

ANALYTICAL REPORT

Analyte	Result	Flag	Units	MRL	Dilution Factor	Analysis Date/Time	Method	Batch
Sample ID: NSH1924-16 (MW16 - Water) - cont. Sampled: 08/19/09 08:40								
Polynuclear Aromatic Compounds by EPA Method 8310 - cont.								
2-Methylnaphthalene	**12.7**	R1	ug/L	1.03	1	09/02/09 18:29	SW846 8310	9083684
Acenaphthene	ND		ug/L	1.03	1	09/02/09 18:29	SW846 8310	9083684
Acenaphthylene	ND		ug/L	5.13	1	09/02/09 18:29	SW846 8310	9083684
Anthracene	ND		ug/L	1.03	1	09/02/09 18:29	SW846 8310	9083684
Benzo (a) anthracene	ND		ug/L	0.205	1	09/02/09 18:29	SW846 8310	9083684
Benzo (a) pyrene	ND		ug/L	0.103	1	09/02/09 18:29	SW846 8310	9083684
Benzo (b) fluoranthene	ND		ug/L	0.103	1	09/02/09 18:29	SW846 8310	9083684
Benzo (g,h,i) perylene	ND		ug/L	0.205	1	09/02/09 18:29	SW846 8310	9083684
Benzo (k) fluoranthene	ND		ug/L	0.144	1	09/02/09 18:29	SW846 8310	9083684
Chrysene	ND		ug/L	0.103	1	09/02/09 18:29	SW846 8310	9083684
Dibenz (a,h) anthracene	ND		ug/L	0.205	1	09/02/09 18:29	SW846 8310	9083684
Fluoranthene	ND		ug/L	0.205	1	09/02/09 18:29	SW846 8310	9083684
Fluorene	**1.09**		ug/L	0.513	1	09/02/09 18:29	SW846 8310	9083684
Indeno (1,2,3-cd) pyrene	ND		ug/L	0.205	1	09/02/09 18:29	SW846 8310	9083684
Naphthalene	**4.29**	R1	ug/L	1.03	1	09/02/09 18:29	SW846 8310	9083684
Phenanthrene	ND		ug/L	0.513	1	09/02/09 18:29	SW846 8310	9083684
Pyrene	**0.979**	R1	ug/L	0.205	1	09/02/09 18:29	SW846 8310	9083684
Surr: p-Terphenyl (10-150%)	*73 %*					*09/02/09 18:29*	*SW846 8310*	*9083684*
Sample ID: NSH1924-17 (MW17 - Water) Sampled: 08/19/09 09:40								
General Chemistry Parameters								
Alkalinity, Total (CaCO3)	**748**		mg/L	10.0	1	08/26/09 19:33	SM2320 B	9084127
Sulfate	**1.09**		mg/L	1.00	1	09/02/09 09:23	SW846 9056	9090014
Total Dissolved Solids	**725**		mg/L	10.0	1	08/25/09 17:16	SM2540 C	9083933
Chloride	**11.7**		mg/L	1.00	1	09/02/09 09:23	SW846 9056	9090014
Dissolved Metals by EPA Method 6010B								
Arsenic	**0.0475**	P7	mg/L	0.0100	1	08/25/09 18:33	SW846 6010B	9083700
Barium	**1.98**	P7	mg/L	0.0100	1	08/25/09 18:33	SW846 6010B	9083700
Cadmium	ND	P7	mg/L	0.00100	1	08/25/09 18:33	SW846 6010B	9083700
Chromium	ND	P7	mg/L	0.00500	1	08/25/09 18:33	SW846 6010B	9083700
Lead	ND	P7	mg/L	0.00500	1	08/25/09 18:33	SW846 6010B	9083700
Selenium	ND	P7	mg/L	0.0100	1	08/25/09 18:33	SW846 6010B	9083700
Silver	ND	P7	mg/L	0.00500	1	08/25/09 18:33	SW846 6010B	9083700
Dissolved Mercury by EPA Methods 7470A/7471A								
Mercury	ND	P7	mg/L	0.000200	1	08/28/09 13:17	SW846 7470A	9083733
Volatile Organic Compounds by EPA Method 8260B								
Acetone	ND		ug/L	50.0	1	08/25/09 16:51	SW846 8260B	9084019
Benzene	**1280**		ug/L	10.0	10	08/25/09 17:21	SW846 8260B	9084019
Bromobenzene	ND		ug/L	1.00	1	08/25/09 16:51	SW846 8260B	9084019
Bromochloromethane	ND		ug/L	1.00	1	08/25/09 16:51	SW846 8260B	9084019
Bromodichloromethane	ND		ug/L	1.00	1	08/25/09 16:51	SW846 8260B	9084019
Bromoform	ND		ug/L	1.00	1	08/25/09 16:51	SW846 8260B	9084019

Client	Kleinfelder Albuquerque - Exxon	Work Order:	NSH1924
	8300 Jefferson NE Suite B	Project Name:	Exxon Gladiola Station
	Albuquerque, NM 87120	Project Number:	Gladiola Station - Lea County, NM
Attn	David Mazzanti	Received:	08/21/09 08:00

ANALYTICAL REPORT

Sample ID: NSH1924-17 (MW17 - Water) - cont. Sampled: 08/19/09 09:40

Volatile Organic Compounds by EPA Method 8260B - cont.

Analyte	Result	Flag	Units	MRL	Dilution Factor	Analysis Date/Time	Method	Batch
Bromomethane	ND		ug/L	1.00	1	08/25/09 16:51	SW846 8260B	9084019
2-Butanone	ND		ug/L	50.0	1	08/25/09 16:51	SW846 8260B	9084019
sec-Butylbenzene	**9.39**		ug/L	1.00	1	08/25/09 16:51	SW846 8260B	9084019
n-Butylbenzene	**10.1**		ug/L	1.00	1	08/25/09 16:51	SW846 8260B	9084019
tert-Butylbenzene	ND		ug/L	1.00	1	08/25/09 16:51	SW846 8260B	9084019
Carbon disulfide	ND		ug/L	1.00	1	08/25/09 16:51	SW846 8260B	9084019
Carbon Tetrachloride	ND		ug/L	1.00	1	08/25/09 16:51	SW846 8260B	9084019
Chlorobenzene	ND		ug/L	1.00	1	08/25/09 16:51	SW846 8260B	9084019
Chlorodibromomethane	ND		ug/L	1.00	1	08/25/09 16:51	SW846 8260B	9084019
Chloroethane	ND		ug/L	1.00	1	08/25/09 16:51	SW846 8260B	9084019
Chloroform	ND		ug/L	1.00	1	08/25/09 16:51	SW846 8260B	9084019
Chloromethane	ND		ug/L	1.00	1	08/25/09 16:51	SW846 8260B	9084019
2-Chlorotoluene	ND		ug/L	1.00	1	08/25/09 16:51	SW846 8260B	9084019
4-Chlorotoluene	ND		ug/L	1.00	1	08/25/09 16:51	SW846 8260B	9084019
1,2-Dibromo-3-chloropropane	ND		ug/L	5.00	1	08/25/09 16:51	SW846 8260B	9084019
1,2-Dibromoethane (EDB)	ND		ug/L	1.00	1	08/25/09 16:51	SW846 8260B	9084019
Dibromomethane	ND		ug/L	1.00	1	08/25/09 16:51	SW846 8260B	9084019
1,4-Dichlorobenzene	ND		ug/L	1.00	1	08/25/09 16:51	SW846 8260B	9084019
1,3-Dichlorobenzene	ND		ug/L	1.00	1	08/25/09 16:51	SW846 8260B	9084019
1,2-Dichlorobenzene	ND		ug/L	1.00	1	08/25/09 16:51	SW846 8260B	9084019
Dichlorodifluoromethane	ND		ug/L	1.00	1	08/25/09 16:51	SW846 8260B	9084019
1,1-Dichloroethane	ND		ug/L	1.00	1	08/25/09 16:51	SW846 8260B	9084019
1,2-Dichloroethane	ND		ug/L	1.00	1	08/25/09 16:51	SW846 8260B	9084019
cis-1,2-Dichloroethene	ND		ug/L	1.00	1	08/25/09 16:51	SW846 8260B	9084019
1,1-Dichloroethene	ND		ug/L	1.00	1	08/25/09 16:51	SW846 8260B	9084019
trans-1,2-Dichloroethene	ND		ug/L	1.00	1	08/25/09 16:51	SW846 8260B	9084019
1,3-Dichloropropane	ND		ug/L	1.00	1	08/25/09 16:51	SW846 8260B	9084019
1,2-Dichloropropane	ND		ug/L	1.00	1	08/25/09 16:51	SW846 8260B	9084019
2,2-Dichloropropane	ND		ug/L	1.00	1	08/25/09 16:51	SW846 8260B	9084019
cis-1,3-Dichloropropene	ND	L	ug/L	1.00	1	08/25/09 16:51	SW846 8260B	9084019
trans-1,3-Dichloropropene	ND		ug/L	1.00	1	08/25/09 16:51	SW846 8260B	9084019
1,1-Dichloropropene	ND		ug/L	1.00	1	08/25/09 16:51	SW846 8260B	9084019
Ethylbenzene	**845**		ug/L	10.0	10	08/25/09 17:21	SW846 8260B	9084019
Hexachlorobutadiene	ND		ug/L	1.00	1	08/25/09 16:51	SW846 8260B	9084019
2-Hexanone	ND		ug/L	50.0	1	08/25/09 16:51	SW846 8260B	9084019
Isopropylbenzene	**79.8**		ug/L	1.00	1	08/25/09 16:51	SW846 8260B	9084019
p-Isopropyltoluene	**7.50**		ug/L	1.00	1	08/25/09 16:51	SW846 8260B	9084019
Methyl tert-Butyl Ether	ND		ug/L	1.00	1	08/25/09 16:51	SW846 8260B	9084019
Methylene Chloride	ND		ug/L	5.00	1	08/25/09 16:51	SW846 8260B	9084019
4-Methyl-2-pentanone	ND		ug/L	10.0	1	08/25/09 16:51	SW846 8260B	9084019
Naphthalene	**112**		ug/L	5.00	1	08/25/09 16:51	SW846 8260B	9084019
n-Propylbenzene	**80.8**		ug/L	1.00	1	08/25/09 16:51	SW846 8260B	9084019
Styrene	ND		ug/L	1.00	1	08/25/09 16:51	SW846 8260B	9084019

Client	Kleinfelder Albuquerque - Exxon	Work Order:	NSH1924
	8300 Jefferson NE Suite B	Project Name:	Exxon Gladiola Station
	Albuquerque, NM 87120	Project Number:	Gladiola Station - Lea County, NM
Attn	David Mazzanti	Received:	08/21/09 08:00

ANALYTICAL REPORT

Analyte	Result	Flag	Units	MRL	Dilution Factor	Analysis Date/Time	Method	Batch
Sample ID: NSH1924-17 (MW17 - Water) - cont. Sampled: 08/19/09 09:40								
Volatile Organic Compounds by EPA Method 8260B - cont.								
Styrene	**14.6**		ug/L	10.0	10	08/25/09 17:21	SW846 8260B	9084019
1,1,1,2-Tetrachloroethane	ND		ug/L	1.00	1	08/25/09 16:51	SW846 8260B	9084019
1,1,2,2-Tetrachloroethane	ND		ug/L	1.00	1	08/25/09 16:51	SW846 8260B	9084019
Tetrachloroethene	ND		ug/L	1.00	1	08/25/09 16:51	SW846 8260B	9084019
Toluene	**14.6**		ug/L	1.00	1	08/25/09 16:51	SW846 8260B	9084019
1,2,3-Trichlorobenzene	ND		ug/L	1.00	1	08/25/09 16:51	SW846 8260B	9084019
1,2,4-Trichlorobenzene	ND		ug/L	1.00	1	08/25/09 16:51	SW846 8260B	9084019
1,1,2-Trichloroethane	ND		ug/L	1.00	1	08/25/09 16:51	SW846 8260B	9084019
1,1,1-Trichloroethane	ND		ug/L	1.00	1	08/25/09 16:51	SW846 8260B	9084019
Trichloroethene	ND		ug/L	1.00	1	08/25/09 16:51	SW846 8260B	9084019
Trichlorofluoromethane	ND		ug/L	1.00	1	08/25/09 16:51	SW846 8260B	9084019
1,2,3-Trichloropropane	ND		ug/L	1.00	1	08/25/09 16:51	SW846 8260B	9084019
1,3,5-Trimethylbenzene	**107**		ug/L	1.00	1	08/25/09 16:51	SW846 8260B	9084019
1,2,4-Trimethylbenzene	**387**		ug/L	10.0	10	08/25/09 17:21	SW846 8260B	9084019
Vinyl chloride	ND		ug/L	1.00	1	08/25/09 16:51	SW846 8260B	9084019
Xylenes, total	**1190**		ug/L	30.0	10	08/25/09 17:21	SW846 8260B	9084019
Surr: 1,2-Dichloroethane-d4 (63-140%)	*106 %*					*08/25/09 16:51*	*SW846 8260B*	*9084019*
Surr: 1,2-Dichloroethane-d4 (63-140%)	*102 %*					*08/25/09 17:21*	*SW846 8260B*	*9084019*
Surr: Dibromofluoromethane (73-131%)	*95 %*					*08/25/09 16:51*	*SW846 8260B*	*9084019*
Surr: Dibromofluoromethane (73-131%)	*98 %*					*08/25/09 17:21*	*SW846 8260B*	*9084019*
Surr: Toluene-d8 (80-120%)	*104 %*					*08/25/09 16:51*	*SW846 8260B*	*9084019*
Surr: Toluene-d8 (80-120%)	*105 %*					*08/25/09 17:21*	*SW846 8260B*	*9084019*
Surr: 4-Bromofluorobenzene (79-125%)	*105 %*					*08/25/09 16:51*	*SW846 8260B*	*9084019*
Surr: 4-Bromofluorobenzene (79-125%)	*107 %*					*08/25/09 17:21*	*SW846 8260B*	*9084019*
Polynuclear Aromatic Compounds by EPA Method 8310								
1-Methylnaphthalene	**188**	R1	ug/L	10.0	10	09/04/09 16:27	SW846 8310	9083684
2-Methylnaphthalene	**76.8**		ug/L	5.00	5	09/04/09 16:00	SW846 8310	9083684
Acenaphthene	ND		ug/L	1.00	1	09/02/09 18:57	SW846 8310	9083684
Acenaphthylene	ND		ug/L	5.00	1	09/02/09 18:57	SW846 8310	9083684
Anthracene	ND		ug/L	1.00	1	09/02/09 18:57	SW846 8310	9083684
Benzo (a) anthracene	ND		ug/L	0.200	1	09/02/09 18:57	SW846 8310	9083684
Benzo (a) pyrene	ND		ug/L	0.100	1	09/02/09 18:57	SW846 8310	9083684
Benzo (b) fluoranthene	ND		ug/L	0.100	1	09/02/09 18:57	SW846 8310	9083684
Benzo (g,h,i) perylene	ND		ug/L	0.200	1	09/02/09 18:57	SW846 8310	9083684
Benzo (k) fluoranthene	ND		ug/L	0.140	1	09/02/09 18:57	SW846 8310	9083684
Chrysene	ND		ug/L	0.100	1	09/02/09 18:57	SW846 8310	9083684
Dibenz (a,h) anthracene	ND		ug/L	0.200	1	09/02/09 18:57	SW846 8310	9083684
Fluoranthene	**0.315**		ug/L	0.200	1	09/02/09 18:57	SW846 8310	9083684
Fluorene	**1.44**		ug/L	0.500	1	09/02/09 18:57	SW846 8310	9083684
Indeno (1,2,3-cd) pyrene	ND		ug/L	0.200	1	09/02/09 18:57	SW846 8310	9083684
Naphthalene	**134**		ug/L	10.0	10	09/04/09 16:27	SW846 8310	9083684
Phenanthrene	**10.2**	R1	ug/L	0.500	1	09/02/09 18:57	SW846 8310	9083684
Pyrene	ND		ug/L	0.200	1	09/02/09 18:57	SW846 8310	9083684
Surr: p-Terphenyl (10-150%)	*66 %*					*09/02/09 18:57*	*SW846 8310*	*9083684*

TestAmerica
THE LEADER IN ENVIRONMENTAL TESTING
2960 Foster Creighton Road Nashville, TN 37204 * 800-765-0980 * Fax 615-726-3404

Client	Kleinfelder Albuquerque - Exxon	Work Order:	NSH1924
	8300 Jefferson NE Suite B	Project Name:	Exxon Gladiola Station
	Albuquerque, NM 87120	Project Number:	Gladiola Station - Lea County, NM
Attn	David Mazzanti	Received:	08/21/09 08:00

ANALYTICAL REPORT

Analyte	Result	Flag	Units	MRL	Dilution Factor	Analysis Date/Time	Method	Batch
Sample ID: NSH1924-17 (MW17 - Water) - cont. Sampled: 08/19/09 09:40								
Sample ID: NSH1924-18 (MW18 - Water) Sampled: 08/19/09 09:00								
General Chemistry Parameters								
Alkalinity, Total (CaCO3)	**961**		mg/L	10.0	1	08/26/09 19:33	SM2320 B	9084127
Sulfate	**232**		mg/L	20.0	20	09/02/09 14:54	SW846 9056	9090014
Total Dissolved Solids	**1510**		mg/L	10.0	1	08/25/09 17:16	SM2540 C	9083933
Chloride	**113**		mg/L	20.0	20	09/02/09 14:54	SW846 9056	9090014
Dissolved Metals by EPA Method 6010B								
Arsenic	**0.0178**	P7	mg/L	0.0100	1	08/25/09 18:36	SW846 6010B	9083700
Barium	**0.144**	P7	mg/L	0.0100	1	08/25/09 18:36	SW846 6010B	9083700
Cadmium	ND	P7	mg/L	0.00100	1	08/25/09 18:36	SW846 6010B	9083700
Chromium	ND	P7	mg/L	0.00500	1	08/25/09 18:36	SW846 6010B	9083700
Lead	ND	P7	mg/L	0.00500	1	08/25/09 18:36	SW846 6010B	9083700
Selenium	ND	P7	mg/L	0.0100	1	08/25/09 18:36	SW846 6010B	9083700
Silver	ND	P7	mg/L	0.00500	1	08/25/09 18:36	SW846 6010B	9083700
Dissolved Mercury by EPA Methods 7470A/7471A								
Mercury	ND	P7	mg/L	0.000200	1	08/28/09 13:19	SW846 7470A	9083733
Volatile Organic Compounds by EPA Method 8260B								
Acetone	ND		ug/L	50.0	1	08/25/09 17:51	SW846 8260B	9084019
Benzene	**2400**		ug/L	100	100	08/26/09 17:27	SW846 8260B	9084038
Bromobenzene	ND		ug/L	1.00	1	08/25/09 17:51	SW846 8260B	9084019
Bromochloromethane	ND		ug/L	1.00	1	08/25/09 17:51	SW846 8260B	9084019
Bromodichloromethane	ND		ug/L	1.00	1	08/25/09 17:51	SW846 8260B	9084019
Bromoform	ND		ug/L	1.00	1	08/25/09 17:51	SW846 8260B	9084019
Bromomethane	ND		ug/L	1.00	1	08/25/09 17:51	SW846 8260B	9084019
2-Butanone	ND		ug/L	50.0	1	08/25/09 17:51	SW846 8260B	9084019
sec-Butylbenzene	**9.11**		ug/L	1.00	1	08/25/09 17:51	SW846 8260B	9084019
n-Butylbenzene	**9.15**		ug/L	1.00	1	08/25/09 17:51	SW846 8260B	9084019
tert-Butylbenzene	**2.22**		ug/L	1.00	1	08/25/09 17:51	SW846 8260B	9084019
Carbon disulfide	ND		ug/L	1.00	1	08/25/09 17:51	SW846 8260B	9084019
Carbon Tetrachloride	ND		ug/L	1.00	1	08/25/09 17:51	SW846 8260B	9084019
Chlorobenzene	ND		ug/L	1.00	1	08/25/09 17:51	SW846 8260B	9084019
Chlorodibromomethane	ND		ug/L	1.00	1	08/25/09 17:51	SW846 8260B	9084019
Chloroethane	ND		ug/L	1.00	1	08/25/09 17:51	SW846 8260B	9084019
Chloroform	ND		ug/L	1.00	1	08/25/09 17:51	SW846 8260B	9084019
Chloromethane	ND		ug/L	1.00	1	08/25/09 17:51	SW846 8260B	9084019
2-Chlorotoluene	ND		ug/L	1.00	1	08/25/09 17:51	SW846 8260B	9084019
4-Chlorotoluene	ND		ug/L	1.00	1	08/25/09 17:51	SW846 8260B	9084019
1,2-Dibromo-3-chloropropane	ND		ug/L	5.00	1	08/25/09 17:51	SW846 8260B	9084019
1,2-Dibromoethane (EDB)	ND		ug/L	1.00	1	08/25/09 17:51	SW846 8260B	9084019
Dibromomethane	ND		ug/L	1.00	1	08/25/09 17:51	SW846 8260B	9084019
1,4-Dichlorobenzene	ND		ug/L	1.00	1	08/25/09 17:51	SW846 8260B	9084019
1,3-Dichlorobenzene	ND		ug/L	1.00	1	08/25/09 17:51	SW846 8260B	9084019

Client	Kleinfelder Albuquerque - Exxon	Work Order:	NSH1924
	8300 Jefferson NE Suite B	Project Name:	Exxon Gladiola Station
	Albuquerque, NM 87120	Project Number:	Gladiola Station - Lea County, NM
Attn	David Mazzanti	Received:	08/21/09 08:00

ANALYTICAL REPORT

Analyte	Result	Flag	Units	MRL	Dilution Factor	Analysis Date/Time	Method	Batch
Sample ID: NSH1924-18 (MW18 - Water) - cont. Sampled: 08/19/09 09:00								
Volatile Organic Compounds by EPA Method 8260B - cont.								
1,2-Dichlorobenzene	ND		ug/L	1.00	1	08/25/09 17:51	SW846 8260B	9084019
Dichlorodifluoromethane	ND		ug/L	1.00	1	08/25/09 17:51	SW846 8260B	9084019
1,1-Dichloroethane	ND		ug/L	1.00	1	08/25/09 17:51	SW846 8260B	9084019
1,2-Dichloroethane	ND		ug/L	1.00	1	08/25/09 17:51	SW846 8260B	9084019
cis-1,2-Dichloroethene	ND		ug/L	1.00	1	08/25/09 17:51	SW846 8260B	9084019
1,1-Dichloroethene	ND		ug/L	1.00	1	08/25/09 17:51	SW846 8260B	9084019
trans-1,2-Dichloroethene	ND		ug/L	1.00	1	08/25/09 17:51	SW846 8260B	9084019
1,3-Dichloropropane	ND		ug/L	1.00	1	08/25/09 17:51	SW846 8260B	9084019
1,2-Dichloropropane	ND		ug/L	1.00	1	08/25/09 17:51	SW846 8260B	9084019
2,2-Dichloropropane	ND		ug/L	1.00	1	08/25/09 17:51	SW846 8260B	9084019
cis-1,3-Dichloropropene	ND	L	ug/L	1.00	1	08/25/09 17:51	SW846 8260B	9084019
trans-1,3-Dichloropropene	ND		ug/L	1.00	1	08/25/09 17:51	SW846 8260B	9084019
1,1-Dichloropropene	ND		ug/L	1.00	1	08/25/09 17:51	SW846 8260B	9084019
Ethylbenzene	**681**		ug/L	10.0	10	08/25/09 18:21	SW846 8260B	9084019
Hexachlorobutadiene	ND		ug/L	1.00	1	08/25/09 17:51	SW846 8260B	9084019
2-Hexanone	ND		ug/L	50.0	1	08/25/09 17:51	SW846 8260B	9084019
Isopropylbenzene	**71.6**		ug/L	1.00	1	08/25/09 17:51	SW846 8260B	9084019
p-Isopropyltoluene	**6.21**		ug/L	1.00	1	08/25/09 17:51	SW846 8260B	9084019
Methyl tert-Butyl Ether	ND		ug/L	1.00	1	08/25/09 17:51	SW846 8260B	9084019
Methylene Chloride	ND		ug/L	5.00	1	08/25/09 17:51	SW846 8260B	9084019
4-Methyl-2-pentanone	ND		ug/L	10.0	1	08/25/09 17:51	SW846 8260B	9084019
Naphthalene	**63.1**		ug/L	5.00	1	08/25/09 17:51	SW846 8260B	9084019
n-Propylbenzene	**62.4**		ug/L	1.00	1	08/25/09 17:51	SW846 8260B	9084019
Styrene	ND		ug/L	1.00	1	08/25/09 17:51	SW846 8260B	9084019
1,1,1,2-Tetrachloroethane	ND		ug/L	1.00	1	08/25/09 17:51	SW846 8260B	9084019
1,1,2,2-Tetrachloroethane	ND		ug/L	1.00	1	08/25/09 17:51	SW846 8260B	9084019
Tetrachloroethene	ND		ug/L	1.00	1	08/25/09 17:51	SW846 8260B	9084019
Toluene	**20.6**		ug/L	1.00	1	08/25/09 17:51	SW846 8260B	9084019
1,2,3-Trichlorobenzene	ND		ug/L	1.00	1	08/25/09 17:51	SW846 8260B	9084019
1,2,4-Trichlorobenzene	ND		ug/L	1.00	1	08/25/09 17:51	SW846 8260B	9084019
1,1,2-Trichloroethane	ND		ug/L	1.00	1	08/25/09 17:51	SW846 8260B	9084019
1,1,1-Trichloroethane	ND		ug/L	1.00	1	08/25/09 17:51	SW846 8260B	9084019
Trichloroethene	ND		ug/L	1.00	1	08/25/09 17:51	SW846 8260B	9084019
Trichlorofluoromethane	ND		ug/L	1.00	1	08/25/09 17:51	SW846 8260B	9084019
1,2,3-Trichloropropane	ND		ug/L	1.00	1	08/25/09 17:51	SW846 8260B	9084019
1,3,5-Trimethylbenzene	**93.9**		ug/L	1.00	1	08/25/09 17:51	SW846 8260B	9084019
1,2,4-Trimethylbenzene	**114**		ug/L	1.00	1	08/25/09 17:51	SW846 8260B	9084019
Vinyl chloride	ND		ug/L	1.00	1	08/25/09 17:51	SW846 8260B	9084019
Xylenes, total	**836**		ug/L	30.0	10	08/25/09 18:21	SW846 8260B	9084019
Surr: 1,2-Dichloroethane-d4 (63-140%)	*125 %*					*08/25/09 17:51*	*SW846 8260B*	*9084019*
Surr: 1,2-Dichloroethane-d4 (63-140%)	*104 %*					*08/25/09 18:21*	*SW846 8260B*	*9084019*
Surr: 1,2-Dichloroethane-d4 (63-140%)	*104 %*					*08/26/09 17:27*	*SW846 8260B*	*9084038*
Surr: Dibromofluoromethane (73-131%)	*100 %*					*08/25/09 17:51*	*SW846 8260B*	*9084019*
Surr: Dibromofluoromethane (73-131%)	*96 %*					*08/25/09 18:21*	*SW846 8260B*	*9084019*

Client	Kleinfelder Albuquerque - Exxon	Work Order:	NSH1924
	8300 Jefferson NE Suite B	Project Name:	Exxon Gladiola Station
	Albuquerque, NM 87120	Project Number:	Gladiola Station - Lea County, NM
Attn	David Mazzanti	Received:	08/21/09 08:00

ANALYTICAL REPORT

Analyte	Result	Flag	Units	MRL	Dilution Factor	Analysis Date/Time	Method	Batch
Sample ID: NSH1924-18 (MW18 - Water) - cont. Sampled: 08/19/09 09:00								
Volatile Organic Compounds by EPA Method 8260B - cont.								
Surr: Dibromofluoromethane (73-131%)	*97 %*					*08/26/09 17:27*	*SW846 8260B*	*9084038*
Surr: Toluene-d8 (80-120%)	*106 %*					*08/25/09 17:51*	*SW846 8260B*	*9084019*
Surr: Toluene-d8 (80-120%)	*107 %*					*08/25/09 18:21*	*SW846 8260B*	*9084019*
Surr: Toluene-d8 (80-120%)	*106 %*					*08/26/09 17:27*	*SW846 8260B*	*9084038*
Surr: 4-Bromofluorobenzene (79-125%)	*105 %*					*08/25/09 17:51*	*SW846 8260B*	*9084019*
Surr: 4-Bromofluorobenzene (79-125%)	*107 %*					*08/25/09 18:21*	*SW846 8260B*	*9084019*
Surr: 4-Bromofluorobenzene (79-125%)	*109 %*					*08/26/09 17:27*	*SW846 8260B*	*9084038*
Polynuclear Aromatic Compounds by EPA Method 8310								
1-Methylnaphthalene	**141**	R1	ug/L	10.0	10	09/04/09 17:50	SW846 8310	9083684
2-Methylnaphthalene	**19.3**		ug/L	2.00	2	09/04/09 16:55	SW846 8310	9083684
Acenaphthene	ND		ug/L	1.00	1	09/02/09 19:25	SW846 8310	9083684
Acenaphthylene	ND		ug/L	5.00	1	09/02/09 19:25	SW846 8310	9083684
Anthracene	ND		ug/L	1.00	1	09/02/09 19:25	SW846 8310	9083684
Benzo (a) anthracene	ND		ug/L	0.200	1	09/02/09 19:25	SW846 8310	9083684
Benzo (a) pyrene	ND		ug/L	0.100	1	09/02/09 19:25	SW846 8310	9083684
Benzo (b) fluoranthene	ND		ug/L	0.100	1	09/02/09 19:25	SW846 8310	9083684
Benzo (g,h,i) perylene	ND		ug/L	0.200	1	09/02/09 19:25	SW846 8310	9083684
Benzo (k) fluoranthene	ND		ug/L	0.140	1	09/02/09 19:25	SW846 8310	9083684
Chrysene	ND		ug/L	0.100	1	09/02/09 19:25	SW846 8310	9083684
Dibenz (a,h) anthracene	ND		ug/L	0.200	1	09/02/09 19:25	SW846 8310	9083684
Fluoranthene	**0.423**		ug/L	0.200	1	09/02/09 19:25	SW846 8310	9083684
Fluorene	**1.20**		ug/L	0.500	1	09/02/09 19:25	SW846 8310	9083684
Indeno (1,2,3-cd) pyrene	ND		ug/L	0.200	1	09/02/09 19:25	SW846 8310	9083684
Naphthalene	**21.3**		ug/L	2.00	2	09/04/09 16:55	SW846 8310	9083684
Phenanthrene	**10.4**	R1	ug/L	0.500	1	09/02/09 19:25	SW846 8310	9083684
Pyrene	**0.948**		ug/L	0.200	1	09/02/09 19:25	SW846 8310	9083684
Surr: p-Terphenyl (10-150%)	*56 %*					*09/02/09 19:25*	*SW846 8310*	*9083684*
Sample ID: NSH1924-19 (MW19 - Water) Sampled: 08/19/09 08:00								
General Chemistry Parameters								
Alkalinity, Total (CaCO3)	**224**		mg/L	10.0	1	08/26/09 19:33	SM2320 B	9084127
Sulfate	**145**		mg/L	5.00	5	09/02/09 13:59	SW846 9056	9090014
Total Dissolved Solids	**554**		mg/L	10.0	1	08/25/09 17:16	SM2540 C	9083933
Chloride	**29.6**		mg/L	5.00	5	09/02/09 13:59	SW846 9056	9090014
Dissolved Metals by EPA Method 6010B								
Arsenic	**0.0203**	P7	mg/L	0.0100	1	08/25/09 18:40	SW846 6010B	9083700
Barium	**0.0352**	P7	mg/L	0.0100	1	08/25/09 18:40	SW846 6010B	9083700
Cadmium	ND	P7	mg/L	0.00100	1	08/25/09 18:40	SW846 6010B	9083700
Chromium	ND	P7	mg/L	0.00500	1	08/25/09 18:40	SW846 6010B	9083700
Lead	ND	P7	mg/L	0.00500	1	08/25/09 18:40	SW846 6010B	9083700
Selenium	ND	P7	mg/L	0.0100	1	08/25/09 18:40	SW846 6010B	9083700
Silver	ND	P7	mg/L	0.00500	1	08/25/09 18:40	SW846 6010B	9083700

2960 Foster Creighton Road Nashville, TN 37204 * 800-765-0980 * Fax 615-726-3404

Client	Kleinfelder Albuquerque - Exxon	Work Order:	NSH1924
	8300 Jefferson NE Suite B	Project Name:	Exxon Gladiola Station
	Albuquerque, NM 87120	Project Number:	Gladiola Station - Lea County, NM
Attn	David Mazzanti	Received:	08/21/09 08:00

ANALYTICAL REPORT

Analyte	Result	Flag	Units	MRL	Dilution Factor	Analysis Date/Time	Method	Batch
Sample ID: NSH1924-19 (MW19 - Water) - cont. Sampled: 08/19/09 08:00								
Dissolved Mercury by EPA Methods 7470A/7471A								
Mercury	ND	P7	mg/L	0.000200	1	08/28/09 13:22	SW846 7470A	9083733
Volatile Organic Compounds by EPA Method 8260B								
Acetone	ND		ug/L	50.0	1	08/25/09 16:21	SW846 8260B	9084019
Benzene	ND		ug/L	1.00	1	08/25/09 16:21	SW846 8260B	9084019
Bromobenzene	ND		ug/L	1.00	1	08/25/09 16:21	SW846 8260B	9084019
Bromochloromethane	ND		ug/L	1.00	1	08/25/09 16:21	SW846 8260B	9084019
Bromodichloromethane	ND		ug/L	1.00	1	08/25/09 16:21	SW846 8260B	9084019
Bromoform	ND		ug/L	1.00	1	08/25/09 16:21	SW846 8260B	9084019
Bromomethane	ND		ug/L	1.00	1	08/25/09 16:21	SW846 8260B	9084019
2-Butanone	ND		ug/L	50.0	1	08/25/09 16:21	SW846 8260B	9084019
sec-Butylbenzene	ND		ug/L	1.00	1	08/25/09 16:21	SW846 8260B	9084019
n-Butylbenzene	ND		ug/L	1.00	1	08/25/09 16:21	SW846 8260B	9084019
tert-Butylbenzene	ND		ug/L	1.00	1	08/25/09 16:21	SW846 8260B	9084019
Carbon disulfide	ND		ug/L	1.00	1	08/25/09 16:21	SW846 8260B	9084019
Carbon Tetrachloride	ND		ug/L	1.00	1	08/25/09 16:21	SW846 8260B	9084019
Chlorobenzene	ND		ug/L	1.00	1	08/25/09 16:21	SW846 8260B	9084019
Chlorodibromomethane	ND		ug/L	1.00	1	08/25/09 16:21	SW846 8260B	9084019
Chloroethane	ND		ug/L	1.00	1	08/25/09 16:21	SW846 8260B	9084019
Chloroform	ND		ug/L	1.00	1	08/25/09 16:21	SW846 8260B	9084019
Chloromethane	ND		ug/L	1.00	1	08/25/09 16:21	SW846 8260B	9084019
2-Chlorotoluene	ND		ug/L	1.00	1	08/25/09 16:21	SW846 8260B	9084019
4-Chlorotoluene	ND		ug/L	1.00	1	08/25/09 16:21	SW846 8260B	9084019
1,2-Dibromo-3-chloropropane	ND		ug/L	5.00	1	08/25/09 16:21	SW846 8260B	9084019
1,2-Dibromoethane (EDB)	ND		ug/L	1.00	1	08/25/09 16:21	SW846 8260B	9084019
Dibromomethane	ND		ug/L	1.00	1	08/25/09 16:21	SW846 8260B	9084019
1,4-Dichlorobenzene	ND		ug/L	1.00	1	08/25/09 16:21	SW846 8260B	9084019
1,3-Dichlorobenzene	ND		ug/L	1.00	1	08/25/09 16:21	SW846 8260B	9084019
1,2-Dichlorobenzene	ND		ug/L	1.00	1	08/25/09 16:21	SW846 8260B	9084019
Dichlorodifluoromethane	ND		ug/L	1.00	1	08/25/09 16:21	SW846 8260B	9084019
1,1-Dichloroethane	ND		ug/L	1.00	1	08/25/09 16:21	SW846 8260B	9084019
1,2-Dichloroethane	ND		ug/L	1.00	1	08/25/09 16:21	SW846 8260B	9084019
cis-1,2-Dichloroethene	ND		ug/L	1.00	1	08/25/09 16:21	SW846 8260B	9084019
1,1-Dichloroethene	ND		ug/L	1.00	1	08/25/09 16:21	SW846 8260B	9084019
trans-1,2-Dichloroethene	ND		ug/L	1.00	1	08/25/09 16:21	SW846 8260B	9084019
1,3-Dichloropropane	ND		ug/L	1.00	1	08/25/09 16:21	SW846 8260B	9084019
1,2-Dichloropropane	ND		ug/L	1.00	1	08/25/09 16:21	SW846 8260B	9084019
2,2-Dichloropropane	ND		ug/L	1.00	1	08/25/09 16:21	SW846 8260B	9084019
cis-1,3-Dichloropropene	ND	L	ug/L	1.00	1	08/25/09 16:21	SW846 8260B	9084019
trans-1,3-Dichloropropene	ND		ug/L	1.00	1	08/25/09 16:21	SW846 8260B	9084019
1,1-Dichloropropene	ND		ug/L	1.00	1	08/25/09 16:21	SW846 8260B	9084019
Ethylbenzene	ND		ug/L	1.00	1	08/25/09 16:21	SW846 8260B	9084019
Hexachlorobutadiene	ND		ug/L	1.00	1	08/25/09 16:21	SW846 8260B	9084019
2-Hexanone	ND		ug/L	50.0	1	08/25/09 16:21	SW846 8260B	9084019

Client	Kleinfelder Albuquerque - Exxon	Work Order:	NSH1924
	8300 Jefferson NE Suite B	Project Name:	Exxon Gladiola Station
	Albuquerque, NM 87120	Project Number:	Gladiola Station - Lea County, NM
Attn	David Mazzanti	Received:	08/21/09 08:00

ANALYTICAL REPORT

Analyte	Result	Flag	Units	MRL	Dilution Factor	Analysis Date/Time	Method	Batch
Sample ID: NSH1924-19 (MW19 - Water) - cont. Sampled: 08/19/09 08:00								
Volatile Organic Compounds by EPA Method 8260B - cont.								
Isopropylbenzene	ND		ug/L	1.00	1	08/25/09 16:21	SW846 8260B	9084019
p-Isopropyltoluene	ND		ug/L	1.00	1	08/25/09 16:21	SW846 8260B	9084019
Methyl tert-Butyl Ether	ND		ug/L	1.00	1	08/25/09 16:21	SW846 8260B	9084019
Methylene Chloride	ND		ug/L	5.00	1	08/25/09 16:21	SW846 8260B	9084019
4-Methyl-2-pentanone	ND		ug/L	10.0	1	08/25/09 16:21	SW846 8260B	9084019
Naphthalene	ND		ug/L	5.00	1	08/25/09 16:21	SW846 8260B	9084019
n-Propylbenzene	ND		ug/L	1.00	1	08/25/09 16:21	SW846 8260B	9084019
Styrene	ND		ug/L	1.00	1	08/25/09 16:21	SW846 8260B	9084019
1,1,1,2-Tetrachloroethane	ND		ug/L	1.00	1	08/25/09 16:21	SW846 8260B	9084019
1,1,2,2-Tetrachloroethane	ND		ug/L	1.00	1	08/25/09 16:21	SW846 8260B	9084019
Tetrachloroethene	ND		ug/L	1.00	1	08/25/09 16:21	SW846 8260B	9084019
Toluene	ND		ug/L	1.00	1	08/25/09 16:21	SW846 8260B	9084019
1,2,3-Trichlorobenzene	ND		ug/L	1.00	1	08/25/09 16:21	SW846 8260B	9084019
1,2,4-Trichlorobenzene	ND		ug/L	1.00	1	08/25/09 16:21	SW846 8260B	9084019
1,1,2-Trichloroethane	ND		ug/L	1.00	1	08/25/09 16:21	SW846 8260B	9084019
1,1,1-Trichloroethane	ND		ug/L	1.00	1	08/25/09 16:21	SW846 8260B	9084019
Trichloroethene	ND		ug/L	1.00	1	08/25/09 16:21	SW846 8260B	9084019
Trichlorofluoromethane	ND		ug/L	1.00	1	08/25/09 16:21	SW846 8260B	9084019
1,2,3-Trichloropropane	ND		ug/L	1.00	1	08/25/09 16:21	SW846 8260B	9084019
1,3,5-Trimethylbenzene	ND		ug/L	1.00	1	08/25/09 16:21	SW846 8260B	9084019
1,2,4-Trimethylbenzene	ND		ug/L	1.00	1	08/25/09 16:21	SW846 8260B	9084019
Vinyl chloride	ND		ug/L	1.00	1	08/25/09 16:21	SW846 8260B	9084019
Xylenes, total	ND		ug/L	3.00	1	08/25/09 16:21	SW846 8260B	9084019
Surr: 1,2-Dichloroethane-d4 (63-140%)	*101 %*					*08/25/09 16:21*	*SW846 8260B*	*9084019*
Surr: Dibromofluoromethane (73-131%)	*96 %*					*08/25/09 16:21*	*SW846 8260B*	*9084019*
Surr: Toluene-d8 (80-120%)	*106 %*					*08/25/09 16:21*	*SW846 8260B*	*9084019*
Surr: 4-Bromofluorobenzene (79-125%)	*105 %*					*08/25/09 16:21*	*SW846 8260B*	*9084019*
Polynuclear Aromatic Compounds by EPA Method 8310								
1-Methylnaphthalene	ND		ug/L	1.00	1	09/02/09 19:52	SW846 8310	9083684
2-Methylnaphthalene	ND		ug/L	1.00	1	09/02/09 19:52	SW846 8310	9083684
Acenaphthene	ND		ug/L	1.00	1	09/02/09 19:52	SW846 8310	9083684
Acenaphthylene	ND		ug/L	5.00	1	09/02/09 19:52	SW846 8310	9083684
Anthracene	ND		ug/L	1.00	1	09/02/09 19:52	SW846 8310	9083684
Benzo (a) anthracene	ND		ug/L	0.200	1	09/02/09 19:52	SW846 8310	9083684
Benzo (a) pyrene	ND		ug/L	0.100	1	09/02/09 19:52	SW846 8310	9083684
Benzo (b) fluoranthene	ND		ug/L	0.100	1	09/02/09 19:52	SW846 8310	9083684
Benzo (g,h,i) perylene	ND		ug/L	0.200	1	09/02/09 19:52	SW846 8310	9083684
Benzo (k) fluoranthene	ND		ug/L	0.140	1	09/02/09 19:52	SW846 8310	9083684
Chrysene	ND		ug/L	0.100	1	09/02/09 19:52	SW846 8310	9083684
Dibenz (a,h) anthracene	ND		ug/L	0.200	1	09/02/09 19:52	SW846 8310	9083684
Fluoranthene	ND		ug/L	0.200	1	09/02/09 19:52	SW846 8310	9083684
Fluorene	ND		ug/L	0.500	1	09/02/09 19:52	SW846 8310	9083684
Indeno (1,2,3-cd) pyrene	ND		ug/L	0.200	1	09/02/09 19:52	SW846 8310	9083684

Client	Kleinfelder Albuquerque - Exxon	Work Order:	NSH1924
	8300 Jefferson NE Suite B	Project Name:	Exxon Gladiola Station
	Albuquerque, NM 87120	Project Number:	Gladiola Station - Lea County, NM
Attn	David Mazzanti	Received:	08/21/09 08:00

ANALYTICAL REPORT

Analyte	Result	Flag	Units	MRL	Dilution Factor	Analysis Date/Time	Method	Batch
Sample ID: NSH1924-19 (MW19 - Water) - cont. Sampled: 08/19/09 08:00								
Polynuclear Aromatic Compounds by EPA Method 8310 - cont.								
Naphthalene	ND		ug/L	1.00	1	09/02/09 19:52	SW846 8310	9083684
Phenanthrene	ND		ug/L	0.500	1	09/02/09 19:52	SW846 8310	9083684
Pyrene	ND		ug/L	0.200	1	09/02/09 19:52	SW846 8310	9083684
Surr: p-Terphenyl (10-150%)	*61 %*					*09/02/09 19:52*	*SW846 8310*	*9083684*
Sample ID: NSH1924-20 (MW20 - Water) Sampled: 08/19/09 08:45								
General Chemistry Parameters								
Alkalinity, Total (CaCO3)	**187**		mg/L	10.0	1	08/26/09 19:33	SM2320 B	9084127
Sulfate	**417**		mg/L	50.0	50	09/02/09 14:17	SW846 9056	9090014
Total Dissolved Solids	**1580**		mg/L	10.0	1	08/25/09 17:16	SM2540 C	9083933
Chloride	**440**		mg/L	50.0	50	09/02/09 14:17	SW846 9056	9090014
Dissolved Metals by EPA Method 6010B								
Arsenic	ND	P7	mg/L	0.0100	1	08/25/09 18:43	SW846 6010B	9083700
Barium	**0.0908**	P7	mg/L	0.0100	1	08/25/09 18:43	SW846 6010B	9083700
Cadmium	ND	P7	mg/L	0.00100	1	08/25/09 18:43	SW846 6010B	9083700
Chromium	ND	P7	mg/L	0.00500	1	08/25/09 18:43	SW846 6010B	9083700
Lead	ND	P7	mg/L	0.00500	1	08/25/09 18:43	SW846 6010B	9083700
Selenium	**0.0150**	P7	mg/L	0.0100	1	08/25/09 18:43	SW846 6010B	9083700
Silver	ND	P7	mg/L	0.00500	1	08/25/09 18:43	SW846 6010B	9083700
Dissolved Mercury by EPA Methods 7470A/7471A								
Mercury	ND	P7	mg/L	0.000200	1	08/28/09 13:29	SW846 7470A	9083733
Volatile Organic Compounds by EPA Method 8260B								
Acetone	ND		ug/L	50.0	1	08/23/09 06:11	SW846 8260B	9083540
Benzene	ND		ug/L	1.00	1	08/23/09 06:11	SW846 8260B	9083540
Bromobenzene	ND		ug/L	1.00	1	08/23/09 06:11	SW846 8260B	9083540
Bromochloromethane	ND		ug/L	1.00	1	08/23/09 06:11	SW846 8260B	9083540
Bromodichloromethane	ND		ug/L	1.00	1	08/23/09 06:11	SW846 8260B	9083540
Bromoform	ND		ug/L	1.00	1	08/23/09 06:11	SW846 8260B	9083540
Bromomethane	ND		ug/L	1.00	1	08/23/09 06:11	SW846 8260B	9083540
2-Butanone	ND		ug/L	50.0	1	08/23/09 06:11	SW846 8260B	9083540
sec-Butylbenzene	ND		ug/L	1.00	1	08/23/09 06:11	SW846 8260B	9083540
n-Butylbenzene	**1.23**		ug/L	1.00	1	08/23/09 06:11	SW846 8260B	9083540
tert-Butylbenzene	ND		ug/L	1.00	1	08/23/09 06:11	SW846 8260B	9083540
Carbon disulfide	ND		ug/L	1.00	1	08/23/09 06:11	SW846 8260B	9083540
Carbon Tetrachloride	ND		ug/L	1.00	1	08/23/09 06:11	SW846 8260B	9083540
Chlorobenzene	ND		ug/L	1.00	1	08/23/09 06:11	SW846 8260B	9083540
Chlorodibromomethane	ND		ug/L	1.00	1	08/23/09 06:11	SW846 8260B	9083540
Chloroethane	ND		ug/L	1.00	1	08/23/09 06:11	SW846 8260B	9083540
Chloroform	ND		ug/L	1.00	1	08/23/09 06:11	SW846 8260B	9083540
Chloromethane	ND		ug/L	1.00	1	08/23/09 06:11	SW846 8260B	9083540
2-Chlorotoluene	ND		ug/L	1.00	1	08/23/09 06:11	SW846 8260B	9083540
4-Chlorotoluene	ND		ug/L	1.00	1	08/23/09 06:11	SW846 8260B	9083540

2960 Foster Creighton Road Nashville, TN 37204 * 800-765-0980 * Fax 615-726-3404

Client	Kleinfelder Albuquerque - Exxon	Work Order:	NSH1924
	8300 Jefferson NE Suite B	Project Name:	Exxon Gladiola Station
	Albuquerque, NM 87120	Project Number:	Gladiola Station - Lea County, NM
Attn	David Mazzanti	Received:	08/21/09 08:00

ANALYTICAL REPORT

Sample ID: NSH1924-20 (MW20 - Water) - cont. Sampled: 08/19/09 08:45

Volatile Organic Compounds by EPA Method 8260B - cont.

Analyte	Result	Flag	Units	MRL	Dilution Factor	Analysis Date/Time	Method	Batch
1,2-Dibromo-3-chloropropane	ND		ug/L	5.00	1	08/23/09 06:11	SW846 8260B	9083540
1,2-Dibromoethane (EDB)	ND		ug/L	1.00	1	08/23/09 06:11	SW846 8260B	9083540
Dibromomethane	ND		ug/L	1.00	1	08/23/09 06:11	SW846 8260B	9083540
1,4-Dichlorobenzene	ND		ug/L	1.00	1	08/23/09 06:11	SW846 8260B	9083540
1,3-Dichlorobenzene	ND		ug/L	1.00	1	08/23/09 06:11	SW846 8260B	9083540
1,2-Dichlorobenzene	ND		ug/L	1.00	1	08/23/09 06:11	SW846 8260B	9083540
Dichlorodifluoromethane	ND		ug/L	1.00	1	08/23/09 06:11	SW846 8260B	9083540
1,1-Dichloroethane	ND		ug/L	1.00	1	08/23/09 06:11	SW846 8260B	9083540
1,2-Dichloroethane	ND		ug/L	1.00	1	08/23/09 06:11	SW846 8260B	9083540
cis-1,2-Dichloroethene	ND		ug/L	1.00	1	08/23/09 06:11	SW846 8260B	9083540
1,1-Dichloroethene	ND		ug/L	1.00	1	08/23/09 06:11	SW846 8260B	9083540
trans-1,2-Dichloroethene	ND		ug/L	1.00	1	08/23/09 06:11	SW846 8260B	9083540
1,3-Dichloropropane	ND		ug/L	1.00	1	08/23/09 06:11	SW846 8260B	9083540
1,2-Dichloropropane	ND		ug/L	1.00	1	08/23/09 06:11	SW846 8260B	9083540
2,2-Dichloropropane	ND		ug/L	1.00	1	08/23/09 06:11	SW846 8260B	9083540
cis-1,3-Dichloropropene	ND		ug/L	1.00	1	08/23/09 06:11	SW846 8260B	9083540
trans-1,3-Dichloropropene	ND		ug/L	1.00	1	08/23/09 06:11	SW846 8260B	9083540
1,1-Dichloropropene	ND		ug/L	1.00	1	08/23/09 06:11	SW846 8260B	9083540
Ethylbenzene	ND		ug/L	1.00	1	08/23/09 06:11	SW846 8260B	9083540
Hexachlorobutadiene	ND		ug/L	1.00	1	08/23/09 06:11	SW846 8260B	9083540
2-Hexanone	ND		ug/L	50.0	1	08/23/09 06:11	SW846 8260B	9083540
Isopropylbenzene	ND		ug/L	1.00	1	08/23/09 06:11	SW846 8260B	9083540
p-Isopropyltoluene	ND		ug/L	1.00	1	08/23/09 06:11	SW846 8260B	9083540
Methyl tert-Butyl Ether	ND		ug/L	1.00	1	08/23/09 06:11	SW846 8260B	9083540
Methylene Chloride	ND		ug/L	5.00	1	08/23/09 06:11	SW846 8260B	9083540
4-Methyl-2-pentanone	ND		ug/L	10.0	1	08/23/09 06:11	SW846 8260B	9083540
Naphthalene	ND		ug/L	5.00	1	08/23/09 06:11	SW846 8260B	9083540
n-Propylbenzene	ND		ug/L	1.00	1	08/23/09 06:11	SW846 8260B	9083540
Styrene	ND		ug/L	1.00	1	08/23/09 06:11	SW846 8260B	9083540
1,1,1,2-Tetrachloroethane	ND		ug/L	1.00	1	08/23/09 06:11	SW846 8260B	9083540
1,1,2,2-Tetrachloroethane	ND		ug/L	1.00	1	08/23/09 06:11	SW846 8260B	9083540
Tetrachloroethene	ND		ug/L	1.00	1	08/23/09 06:11	SW846 8260B	9083540
Toluene	ND		ug/L	1.00	1	08/23/09 06:11	SW846 8260B	9083540
1,2,3-Trichlorobenzene	ND		ug/L	1.00	1	08/23/09 06:11	SW846 8260B	9083540
1,2,4-Trichlorobenzene	ND		ug/L	1.00	1	08/23/09 06:11	SW846 8260B	9083540
1,1,2-Trichloroethane	ND		ug/L	1.00	1	08/23/09 06:11	SW846 8260B	9083540
1,1,1-Trichloroethane	ND		ug/L	1.00	1	08/23/09 06:11	SW846 8260B	9083540
Trichloroethene	ND		ug/L	1.00	1	08/23/09 06:11	SW846 8260B	9083540
Trichlorofluoromethane	ND		ug/L	1.00	1	08/23/09 06:11	SW846 8260B	9083540
1,2,3-Trichloropropane	ND		ug/L	1.00	1	08/23/09 06:11	SW846 8260B	9083540
1,3,5-Trimethylbenzene	ND		ug/L	1.00	1	08/23/09 06:11	SW846 8260B	9083540
1,2,4-Trimethylbenzene	ND		ug/L	1.00	1	08/23/09 06:11	SW846 8260B	9083540
Vinyl chloride	ND		ug/L	1.00	1	08/23/09 06:11	SW846 8260B	9083540

Client	Kleinfelder Albuquerque - Exxon	Work Order:	NSH1924
	8300 Jefferson NE Suite B	Project Name:	Exxon Gladiola Station
	Albuquerque, NM 87120	Project Number:	Gladiola Station - Lea County, NM
Attn	David Mazzanti	Received:	08/21/09 08:00

ANALYTICAL REPORT

Analyte	Result	Flag	Units	MRL	Dilution Factor	Analysis Date/Time	Method	Batch
Sample ID: NSH1924-20 (MW20 - Water) - cont. Sampled: 08/19/09 08:45								
Volatile Organic Compounds by EPA Method 8260B - cont.								
Xylenes, total	ND		ug/L	3.00	1	08/23/09 06:11	SW846 8260B	9083540
Surr: 1,2-Dichloroethane-d4 (63-140%)	*92 %*					*08/23/09 06:11*	*SW846 8260B*	*9083540*
Surr: Dibromofluoromethane (73-131%)	*95 %*					*08/23/09 06:11*	*SW846 8260B*	*9083540*
Surr: Toluene-d8 (80-120%)	*110 %*					*08/23/09 06:11*	*SW846 8260B*	*9083540*
Surr: 4-Bromofluorobenzene (79-125%)	*109 %*					*08/23/09 06:11*	*SW846 8260B*	*9083540*
Polynuclear Aromatic Compounds by EPA Method 8310								
1-Methylnaphthalene	ND		ug/L	0.971	1	09/02/09 20:20	SW846 8310	9083684
2-Methylnaphthalene	ND		ug/L	0.971	1	09/02/09 20:20	SW846 8310	9083684
Acenaphthene	ND		ug/L	0.971	1	09/02/09 20:20	SW846 8310	9083684
Acenaphthylene	ND		ug/L	4.85	1	09/02/09 20:20	SW846 8310	9083684
Anthracene	ND		ug/L	0.971	1	09/02/09 20:20	SW846 8310	9083684
Benzo (a) anthracene	ND		ug/L	0.194	1	09/02/09 20:20	SW846 8310	9083684
Benzo (a) pyrene	ND		ug/L	0.0971	1	09/02/09 20:20	SW846 8310	9083684
Benzo (b) fluoranthene	ND		ug/L	0.0971	1	09/02/09 20:20	SW846 8310	9083684
Benzo (g,h,i) perylene	ND		ug/L	0.194	1	09/02/09 20:20	SW846 8310	9083684
Benzo (k) fluoranthene	ND		ug/L	0.136	1	09/02/09 20:20	SW846 8310	9083684
Chrysene	ND		ug/L	0.0971	1	09/02/09 20:20	SW846 8310	9083684
Dibenz (a,h) anthracene	ND		ug/L	0.194	1	09/02/09 20:20	SW846 8310	9083684
Fluoranthene	ND		ug/L	0.194	1	09/02/09 20:20	SW846 8310	9083684
Fluorene	ND		ug/L	0.485	1	09/02/09 20:20	SW846 8310	9083684
Indeno (1,2,3-cd) pyrene	ND		ug/L	0.194	1	09/02/09 20:20	SW846 8310	9083684
Naphthalene	ND		ug/L	0.971	1	09/02/09 20:20	SW846 8310	9083684
Phenanthrene	ND		ug/L	0.485	1	09/02/09 20:20	SW846 8310	9083684
Pyrene	ND		ug/L	0.194	1	09/02/09 20:20	SW846 8310	9083684
Surr: p-Terphenyl (10-150%)	*64 %*					*09/02/09 20:20*	*SW846 8310*	*9083684*
Sample ID: NSH1924-21 (MW21 - Water) Sampled: 08/19/09 08:30								
General Chemistry Parameters								
Alkalinity, Total (CaCO3)	**248**		mg/L	10.0	1	08/26/09 15:45	SM2320 B	9084129
Sulfate	**666**		mg/L	20.0	20	09/04/09 01:03	SW846 9056	9090033
Total Dissolved Solids	**1360**		mg/L	10.0	1	08/26/09 15:50	SM2540 C	9084131
Chloride	**38.8**		mg/L	20.0	20	09/04/09 01:03	SW846 9056	9090033
Dissolved Metals by EPA Method 6010B								
Arsenic	**0.0248**	P7	mg/L	0.0100	1	08/25/09 19:06	SW846 6010B	9083701
Barium	**0.0263**	P7	mg/L	0.0100	1	08/25/09 19:06	SW846 6010B	9083701
Cadmium	ND	P7	mg/L	0.00100	1	08/25/09 19:06	SW846 6010B	9083701
Chromium	ND	P7	mg/L	0.00500	1	08/25/09 19:06	SW846 6010B	9083701
Lead	ND	P7	mg/L	0.00500	1	08/25/09 19:06	SW846 6010B	9083701
Selenium	**0.0126**	P7	mg/L	0.0100	1	08/25/09 19:06	SW846 6010B	9083701
Silver	ND	P7	mg/L	0.00500	1	08/25/09 19:06	SW846 6010B	9083701
Dissolved Mercury by EPA Methods 7470A/7471A								
Mercury	ND	P7	mg/L	0.000200	1	08/27/09 12:11	SW846 7470A	9083740

Client	Kleinfelder Albuquerque - Exxon	Work Order:	NSH1924
	8300 Jefferson NE Suite B	Project Name:	Exxon Gladiola Station
	Albuquerque, NM 87120	Project Number:	Gladiola Station - Lea County, NM
Attn	David Mazzanti	Received:	08/21/09 08:00

ANALYTICAL REPORT

Analyte	Result	Flag	Units	MRL	Dilution Factor	Analysis Date/Time	Method	Batch
Sample ID: NSH1924-21 (MW21 - Water) - cont. Sampled: 08/19/09 08:30								
Volatile Organic Compounds by EPA Method 8260B								
Acetone	ND		ug/L	50.0	1	08/23/09 06:41	SW846 8260B	9083540
Benzene	ND		ug/L	1.00	1	08/23/09 06:41	SW846 8260B	9083540
Bromobenzene	ND		ug/L	1.00	1	08/23/09 06:41	SW846 8260B	9083540
Bromochloromethane	ND		ug/L	1.00	1	08/23/09 06:41	SW846 8260B	9083540
Bromodichloromethane	ND		ug/L	1.00	1	08/23/09 06:41	SW846 8260B	9083540
Bromoform	ND		ug/L	1.00	1	08/23/09 06:41	SW846 8260B	9083540
Bromomethane	ND		ug/L	1.00	1	08/23/09 06:41	SW846 8260B	9083540
2-Butanone	ND		ug/L	50.0	1	08/23/09 06:41	SW846 8260B	9083540
sec-Butylbenzene	ND		ug/L	1.00	1	08/23/09 06:41	SW846 8260B	9083540
n-Butylbenzene	ND		ug/L	1.00	1	08/23/09 06:41	SW846 8260B	9083540
tert-Butylbenzene	ND		ug/L	1.00	1	08/23/09 06:41	SW846 8260B	9083540
Carbon disulfide	ND		ug/L	1.00	1	08/23/09 06:41	SW846 8260B	9083540
Carbon Tetrachloride	ND		ug/L	1.00	1	08/23/09 06:41	SW846 8260B	9083540
Chlorobenzene	ND		ug/L	1.00	1	08/23/09 06:41	SW846 8260B	9083540
Chlorodibromomethane	ND		ug/L	1.00	1	08/23/09 06:41	SW846 8260B	9083540
Chloroethane	ND		ug/L	1.00	1	08/23/09 06:41	SW846 8260B	9083540
Chloroform	ND		ug/L	1.00	1	08/23/09 06:41	SW846 8260B	9083540
Chloromethane	ND		ug/L	1.00	1	08/23/09 06:41	SW846 8260B	9083540
2-Chlorotoluene	ND		ug/L	1.00	1	08/23/09 06:41	SW846 8260B	9083540
4-Chlorotoluene	ND		ug/L	1.00	1	08/23/09 06:41	SW846 8260B	9083540
1,2-Dibromo-3-chloropropane	ND		ug/L	5.00	1	08/23/09 06:41	SW846 8260B	9083540
1,2-Dibromoethane (EDB)	ND		ug/L	1.00	1	08/23/09 06:41	SW846 8260B	9083540
Dibromomethane	ND		ug/L	1.00	1	08/23/09 06:41	SW846 8260B	9083540
1,4-Dichlorobenzene	ND		ug/L	1.00	1	08/23/09 06:41	SW846 8260B	9083540
1,3-Dichlorobenzene	ND		ug/L	1.00	1	08/23/09 06:41	SW846 8260B	9083540
1,2-Dichlorobenzene	ND		ug/L	1.00	1	08/23/09 06:41	SW846 8260B	9083540
Dichlorodifluoromethane	ND		ug/L	1.00	1	08/23/09 06:41	SW846 8260B	9083540
1,1-Dichloroethane	ND		ug/L	1.00	1	08/23/09 06:41	SW846 8260B	9083540
1,2-Dichloroethane	ND		ug/L	1.00	1	08/23/09 06:41	SW846 8260B	9083540
cis-1,2-Dichloroethene	ND		ug/L	1.00	1	08/23/09 06:41	SW846 8260B	9083540
1,1-Dichloroethene	ND		ug/L	1.00	1	08/23/09 06:41	SW846 8260B	9083540
trans-1,2-Dichloroethene	ND		ug/L	1.00	1	08/23/09 06:41	SW846 8260B	9083540
1,3-Dichloropropane	ND		ug/L	1.00	1	08/23/09 06:41	SW846 8260B	9083540
1,2-Dichloropropane	ND		ug/L	1.00	1	08/23/09 06:41	SW846 8260B	9083540
2,2-Dichloropropane	ND		ug/L	1.00	1	08/23/09 06:41	SW846 8260B	9083540
cis-1,3-Dichloropropene	ND	M7	ug/L	1.00	1	08/23/09 06:41	SW846 8260B	9083540
trans-1,3-Dichloropropene	ND		ug/L	1.00	1	08/23/09 06:41	SW846 8260B	9083540
1,1-Dichloropropene	ND		ug/L	1.00	1	08/23/09 06:41	SW846 8260B	9083540
Ethylbenzene	ND		ug/L	1.00	1	08/23/09 06:41	SW846 8260B	9083540
Hexachlorobutadiene	ND		ug/L	1.00	1	08/23/09 06:41	SW846 8260B	9083540
2-Hexanone	ND		ug/L	50.0	1	08/23/09 06:41	SW846 8260B	9083540
Isopropylbenzene	ND		ug/L	1.00	1	08/23/09 06:41	SW846 8260B	9083540
p-Isopropyltoluene	ND		ug/L	1.00	1	08/23/09 06:41	SW846 8260B	9083540

2960 Foster Creighton Road Nashville, TN 37204 * 800-765-0980 * Fax 615-726-3404

Client	Kleinfelder Albuquerque - Exxon	Work Order:	NSH1924
	8300 Jefferson NE Suite B	Project Name:	Exxon Gladiola Station
	Albuquerque, NM 87120	Project Number:	Gladiola Station - Lea County, NM
Attn	David Mazzanti	Received:	08/21/09 08:00

ANALYTICAL REPORT

Analyte	Result	Flag	Units	MRL	Dilution Factor	Analysis Date/Time	Method	Batch
Sample ID: NSH1924-21 (MW21 - Water) - cont. Sampled: 08/19/09 08:30								
Volatile Organic Compounds by EPA Method 8260B - cont.								
Methyl tert-Butyl Ether	ND		ug/L	1.00	1	08/23/09 06:41	SW846 8260B	9083540
Methylene Chloride	ND		ug/L	5.00	1	08/23/09 06:41	SW846 8260B	9083540
4-Methyl-2-pentanone	ND		ug/L	10.0	1	08/23/09 06:41	SW846 8260B	9083540
Naphthalene	ND		ug/L	5.00	1	08/23/09 06:41	SW846 8260B	9083540
n-Propylbenzene	ND		ug/L	1.00	1	08/23/09 06:41	SW846 8260B	9083540
Styrene	ND		ug/L	1.00	1	08/23/09 06:41	SW846 8260B	9083540
1,1,1,2-Tetrachloroethane	ND		ug/L	1.00	1	08/23/09 06:41	SW846 8260B	9083540
1,1,2,2-Tetrachloroethane	ND		ug/L	1.00	1	08/23/09 06:41	SW846 8260B	9083540
Tetrachloroethene	ND		ug/L	1.00	1	08/23/09 06:41	SW846 8260B	9083540
Toluene	ND		ug/L	1.00	1	08/23/09 06:41	SW846 8260B	9083540
1,2,3-Trichlorobenzene	ND		ug/L	1.00	1	08/23/09 06:41	SW846 8260B	9083540
1,2,4-Trichlorobenzene	ND		ug/L	1.00	1	08/23/09 06:41	SW846 8260B	9083540
1,1,2-Trichloroethane	ND		ug/L	1.00	1	08/23/09 06:41	SW846 8260B	9083540
1,1,1-Trichloroethane	ND		ug/L	1.00	1	08/23/09 06:41	SW846 8260B	9083540
Trichloroethene	ND		ug/L	1.00	1	08/23/09 06:41	SW846 8260B	9083540
Trichlorofluoromethane	ND		ug/L	1.00	1	08/23/09 06:41	SW846 8260B	9083540
1,2,3-Trichloropropane	ND		ug/L	1.00	1	08/23/09 06:41	SW846 8260B	9083540
1,3,5-Trimethylbenzene	ND		ug/L	1.00	1	08/23/09 06:41	SW846 8260B	9083540
1,2,4-Trimethylbenzene	ND		ug/L	1.00	1	08/23/09 06:41	SW846 8260B	9083540
Vinyl chloride	ND		ug/L	1.00	1	08/23/09 06:41	SW846 8260B	9083540
Xylenes, total	ND		ug/L	3.00	1	08/23/09 06:41	SW846 8260B	9083540
Surr: 1,2-Dichloroethane-d4 (63-140%)	*94 %*					*08/23/09 06:41*	*SW846 8260B*	*9083540*
Surr: Dibromofluoromethane (73-131%)	*94 %*					*08/23/09 06:41*	*SW846 8260B*	*9083540*
Surr: Toluene-d8 (80-120%)	*107 %*					*08/23/09 06:41*	*SW846 8260B*	*9083540*
Surr: 4-Bromofluorobenzene (79-125%)	*108 %*					*08/23/09 06:41*	*SW846 8260B*	*9083540*
Polynuclear Aromatic Compounds by EPA Method 8310								
1-Methylnaphthalene	**1.56**		ug/L	0.980	1	09/02/09 21:43	SW846 8310	9084051
2-Methylnaphthalene	ND		ug/L	0.980	1	09/02/09 21:43	SW846 8310	9084051
Acenaphthene	ND		ug/L	0.980	1	09/02/09 21:43	SW846 8310	9084051
Acenaphthylene	ND		ug/L	4.90	1	09/02/09 21:43	SW846 8310	9084051
Anthracene	ND		ug/L	0.980	1	09/02/09 21:43	SW846 8310	9084051
Benzo (a) anthracene	ND		ug/L	0.196	1	09/02/09 21:43	SW846 8310	9084051
Benzo (a) pyrene	ND		ug/L	0.0980	1	09/02/09 21:43	SW846 8310	9084051
Benzo (b) fluoranthene	ND		ug/L	0.0980	1	09/02/09 21:43	SW846 8310	9084051
Benzo (g,h,i) perylene	ND		ug/L	0.196	1	09/02/09 21:43	SW846 8310	9084051
Benzo (k) fluoranthene	ND		ug/L	0.137	1	09/02/09 21:43	SW846 8310	9084051
Chrysene	ND		ug/L	0.0980	1	09/02/09 21:43	SW846 8310	9084051
Dibenz (a,h) anthracene	ND		ug/L	0.196	1	09/02/09 21:43	SW846 8310	9084051
Fluoranthene	ND		ug/L	0.196	1	09/02/09 21:43	SW846 8310	9084051
Fluorene	ND		ug/L	0.490	1	09/02/09 21:43	SW846 8310	9084051
Indeno (1,2,3-cd) pyrene	ND		ug/L	0.196	1	09/02/09 21:43	SW846 8310	9084051
Naphthalene	ND		ug/L	0.980	1	09/02/09 21:43	SW846 8310	9084051
Phenanthrene	ND		ug/L	0.490	1	09/02/09 21:43	SW846 8310	9084051

Client	Kleinfelder Albuquerque - Exxon	Work Order:	NSH1924
	8300 Jefferson NE Suite B	Project Name:	Exxon Gladiola Station
	Albuquerque, NM 87120	Project Number:	Gladiola Station - Lea County, NM
Attn	David Mazzanti	Received:	08/21/09 08:00

ANALYTICAL REPORT

Analyte	Result	Flag	Units	MRL	Dilution Factor	Analysis Date/Time	Method	Batch
Sample ID: NSH1924-21 (MW21 - Water) - cont. Sampled: 08/19/09 08:30								
Polynuclear Aromatic Compounds by EPA Method 8310 - cont.								
Pyrene	ND		ug/L	0.196	1	09/02/09 21:43	SW846 8310	9084051
Surr: p-Terphenyl (10-150%)	*62 %*					*09/02/09 21:43*	*SW846 8310*	*9084051*
Sample ID: NSH1924-22 (Duplicate - Water) Sampled: 08/19/09 00:01								
General Chemistry Parameters								
Alkalinity, Total (CaCO3)	**847**		mg/L	10.0	1	08/26/09 15:45	SM2320 B	9084129
Sulfate	ND		mg/L	1.00	1	09/04/09 02:54	SW846 9056	9090033
Total Dissolved Solids	**760**		mg/L	40.0	1	08/26/09 15:50	SM2540 C	9084131
Chloride	**6.93**		mg/L	1.00	1	09/04/09 02:54	SW846 9056	9090033
Dissolved Metals by EPA Method 6010B								
Arsenic	**0.0322**	P7	mg/L	0.0100	1	08/25/09 19:10	SW846 6010B	9083701
Barium	**3.71**	P7	mg/L	0.0100	1	08/25/09 19:10	SW846 6010B	9083701
Cadmium	ND	P7	mg/L	0.00100	1	08/25/09 19:10	SW846 6010B	9083701
Chromium	ND	P7	mg/L	0.00500	1	08/25/09 19:10	SW846 6010B	9083701
Lead	ND	P7	mg/L	0.00500	1	08/25/09 19:10	SW846 6010B	9083701
Selenium	ND	P7	mg/L	0.0100	1	08/25/09 19:10	SW846 6010B	9083701
Silver	ND	P7	mg/L	0.00500	1	08/25/09 19:10	SW846 6010B	9083701
Dissolved Mercury by EPA Methods 7470A/7471A								
Mercury	ND	P7	mg/L	0.000200	1	08/27/09 12:13	SW846 7470A	9083740
Volatile Organic Compounds by EPA Method 8260B								
Acetone	ND		ug/L	50.0	1	08/23/09 07:11	SW846 8260B	9083540
Benzene	**4790**		ug/L	100	100	08/26/09 15:57	SW846 8260B	9084038
Bromobenzene	ND		ug/L	1.00	1	08/23/09 07:11	SW846 8260B	9083540
Bromochloromethane	ND		ug/L	1.00	1	08/23/09 07:11	SW846 8260B	9083540
Bromodichloromethane	ND		ug/L	1.00	1	08/23/09 07:11	SW846 8260B	9083540
Bromoform	ND		ug/L	1.00	1	08/23/09 07:11	SW846 8260B	9083540
Bromomethane	ND		ug/L	1.00	1	08/23/09 07:11	SW846 8260B	9083540
2-Butanone	ND		ug/L	50.0	1	08/23/09 07:11	SW846 8260B	9083540
sec-Butylbenzene	**12.3**		ug/L	1.00	1	08/23/09 07:11	SW846 8260B	9083540
n-Butylbenzene	**11.4**		ug/L	1.00	1	08/23/09 07:11	SW846 8260B	9083540
tert-Butylbenzene	**2.75**		ug/L	1.00	1	08/23/09 07:11	SW846 8260B	9083540
Carbon disulfide	ND		ug/L	1.00	1	08/23/09 07:11	SW846 8260B	9083540
Carbon Tetrachloride	ND		ug/L	1.00	1	08/23/09 07:11	SW846 8260B	9083540
Chlorobenzene	ND		ug/L	1.00	1	08/23/09 07:11	SW846 8260B	9083540
Chlorodibromomethane	ND		ug/L	1.00	1	08/23/09 07:11	SW846 8260B	9083540
Chloroethane	ND		ug/L	1.00	1	08/23/09 07:11	SW846 8260B	9083540
Chloroform	ND		ug/L	1.00	1	08/23/09 07:11	SW846 8260B	9083540
Chloromethane	ND		ug/L	1.00	1	08/23/09 07:11	SW846 8260B	9083540
2-Chlorotoluene	ND		ug/L	1.00	1	08/23/09 07:11	SW846 8260B	9083540
4-Chlorotoluene	ND		ug/L	1.00	1	08/23/09 07:11	SW846 8260B	9083540
1,2-Dibromo-3-chloropropane	ND		ug/L	5.00	1	08/23/09 07:11	SW846 8260B	9083540
1,2-Dibromoethane (EDB)	ND		ug/L	1.00	1	08/23/09 07:11	SW846 8260B	9083540

2960 Foster Creighton Road Nashville, TN 37204 * 800-765-0980 * Fax 615-726-3404

Client	Kleinfelder Albuquerque - Exxon	Work Order:	NSH1924
	8300 Jefferson NE Suite B	Project Name:	Exxon Gladiola Station
	Albuquerque, NM 87120	Project Number:	Gladiola Station - Lea County, NM
Attn	David Mazzanti	Received:	08/21/09 08:00

ANALYTICAL REPORT

Analyte	Result	Flag	Units	MRL	Dilution Factor	Analysis Date/Time	Method	Batch
Sample ID: NSH1924-22 (Duplicate - Water) - cont. Sampled: 08/19/09 00:01								
Volatile Organic Compounds by EPA Method 8260B - cont.								
Dibromomethane	ND		ug/L	1.00	1	08/23/09 07:11	SW846 8260B	9083540
1,4-Dichlorobenzene	ND		ug/L	1.00	1	08/23/09 07:11	SW846 8260B	9083540
1,3-Dichlorobenzene	ND		ug/L	1.00	1	08/23/09 07:11	SW846 8260B	9083540
1,2-Dichlorobenzene	ND		ug/L	1.00	1	08/23/09 07:11	SW846 8260B	9083540
Dichlorodifluoromethane	ND		ug/L	1.00	1	08/23/09 07:11	SW846 8260B	9083540
1,1-Dichloroethane	ND		ug/L	1.00	1	08/23/09 07:11	SW846 8260B	9083540
1,2-Dichloroethane	ND		ug/L	1.00	1	08/23/09 07:11	SW846 8260B	9083540
cis-1,2-Dichloroethene	ND		ug/L	1.00	1	08/23/09 07:11	SW846 8260B	9083540
1,1-Dichloroethene	ND		ug/L	1.00	1	08/23/09 07:11	SW846 8260B	9083540
trans-1,2-Dichloroethene	ND		ug/L	1.00	1	08/23/09 07:11	SW846 8260B	9083540
1,3-Dichloropropane	ND		ug/L	1.00	1	08/23/09 07:11	SW846 8260B	9083540
1,2-Dichloropropane	ND		ug/L	1.00	1	08/23/09 07:11	SW846 8260B	9083540
2,2-Dichloropropane	ND		ug/L	1.00	1	08/23/09 07:11	SW846 8260B	9083540
cis-1,3-Dichloropropene	ND		ug/L	1.00	1	08/23/09 07:11	SW846 8260B	9083540
trans-1,3-Dichloropropene	ND		ug/L	1.00	1	08/23/09 07:11	SW846 8260B	9083540
1,1-Dichloropropene	ND		ug/L	1.00	1	08/23/09 07:11	SW846 8260B	9083540
Ethylbenzene	**709**		ug/L	10.0	10	08/26/09 15:26	SW846 8260B	9084038
Hexachlorobutadiene	ND		ug/L	1.00	1	08/23/09 07:11	SW846 8260B	9083540
2-Hexanone	ND		ug/L	50.0	1	08/23/09 07:11	SW846 8260B	9083540
Isopropylbenzene	**77.9**		ug/L	1.00	1	08/23/09 07:11	SW846 8260B	9083540
p-Isopropyltoluene	**9.53**		ug/L	1.00	1	08/23/09 07:11	SW846 8260B	9083540
Methyl tert-Butyl Ether	ND		ug/L	1.00	1	08/23/09 07:11	SW846 8260B	9083540
Methylene Chloride	ND		ug/L	5.00	1	08/23/09 07:11	SW846 8260B	9083540
4-Methyl-2-pentanone	ND		ug/L	10.0	1	08/23/09 07:11	SW846 8260B	9083540
Naphthalene	**86.0**		ug/L	5.00	1	08/23/09 07:11	SW846 8260B	9083540
n-Propylbenzene	**74.4**		ug/L	1.00	1	08/23/09 07:11	SW846 8260B	9083540
Styrene	ND		ug/L	1.00	1	08/23/09 07:11	SW846 8260B	9083540
1,1,1,2-Tetrachloroethane	ND		ug/L	1.00	1	08/23/09 07:11	SW846 8260B	9083540
1,1,2,2-Tetrachloroethane	ND		ug/L	1.00	1	08/23/09 07:11	SW846 8260B	9083540
Tetrachloroethene	ND		ug/L	1.00	1	08/23/09 07:11	SW846 8260B	9083540
Toluene	**73.2**		ug/L	1.00	1	08/23/09 07:11	SW846 8260B	9083540
1,2,3-Trichlorobenzene	ND		ug/L	1.00	1	08/23/09 07:11	SW846 8260B	9083540
1,2,4-Trichlorobenzene	ND		ug/L	1.00	1	08/23/09 07:11	SW846 8260B	9083540
1,1,2-Trichloroethane	ND		ug/L	1.00	1	08/23/09 07:11	SW846 8260B	9083540
1,1,1-Trichloroethane	ND		ug/L	1.00	1	08/23/09 07:11	SW846 8260B	9083540
Trichloroethene	ND		ug/L	1.00	1	08/23/09 07:11	SW846 8260B	9083540
Trichlorofluoromethane	ND		ug/L	1.00	1	08/23/09 07:11	SW846 8260B	9083540
1,2,3-Trichloropropane	ND		ug/L	1.00	1	08/23/09 07:11	SW846 8260B	9083540
1,3,5-Trimethylbenzene	**64.4**		ug/L	1.00	1	08/23/09 07:11	SW846 8260B	9083540
1,2,4-Trimethylbenzene	**299**		ug/L	10.0	10	08/26/09 15:26	SW846 8260B	9084038
Vinyl chloride	ND		ug/L	1.00	1	08/23/09 07:11	SW846 8260B	9083540
Xylenes, total	**1100**		ug/L	30.0	10	08/26/09 15:26	SW846 8260B	9084038
Surr: 1,2-Dichloroethane-d4 (63-140%)	*95 %*					*08/23/09 07:11*	*SW846 8260B*	*9083540*

Client	Kleinfelder Albuquerque - Exxon	Work Order:	NSH1924
	8300 Jefferson NE Suite B	Project Name:	Exxon Gladiola Station
	Albuquerque, NM 87120	Project Number:	Gladiola Station - Lea County, NM
Attn	David Mazzanti	Received:	08/21/09 08:00

ANALYTICAL REPORT

Analyte	Result	Flag	Units	MRL	Dilution Factor	Analysis Date/Time	Method	Batch
Sample ID: NSH1924-22 (Duplicate - Water) - cont. Sampled: 08/19/09 00:01								
Volatile Organic Compounds by EPA Method 8260B - cont.								
Surr: 1,2-Dichloroethane-d4 (63-140%)	*107 %*					*08/26/09 15:26*	*SW846 8260B*	*9084038*
Surr: 1,2-Dichloroethane-d4 (63-140%)	*103 %*					*08/26/09 15:57*	*SW846 8260B*	*9084038*
Surr: Dibromofluoromethane (73-131%)	*93 %*					*08/23/09 07:11*	*SW846 8260B*	*9083540*
Surr: Dibromofluoromethane (73-131%)	*98 %*					*08/26/09 15:26*	*SW846 8260B*	*9084038*
Surr: Dibromofluoromethane (73-131%)	*97 %*					*08/26/09 15:57*	*SW846 8260B*	*9084038*
Surr: Toluene-d8 (80-120%)	*111 %*					*08/23/09 07:11*	*SW846 8260B*	*9083540*
Surr: Toluene-d8 (80-120%)	*106 %*					*08/26/09 15:26*	*SW846 8260B*	*9084038*
Surr: Toluene-d8 (80-120%)	*109 %*					*08/26/09 15:57*	*SW846 8260B*	*9084038*
Surr: 4-Bromofluorobenzene (79-125%)	*108 %*					*08/23/09 07:11*	*SW846 8260B*	*9083540*
Surr: 4-Bromofluorobenzene (79-125%)	*106 %*					*08/26/09 15:26*	*SW846 8260B*	*9084038*
Surr: 4-Bromofluorobenzene (79-125%)	*105 %*					*08/26/09 15:57*	*SW846 8260B*	*9084038*
Polynuclear Aromatic Compounds by EPA Method 8310								
1-Methylnaphthalene	**171**	R1	ug/L	9.80	10	09/04/09 19:13	SW846 8310	9084051
2-Methylnaphthalene	**70.7**		ug/L	4.90	5	09/04/09 18:45	SW846 8310	9084051
Acenaphthene	ND		ug/L	0.980	1	09/02/09 22:11	SW846 8310	9084051
Acenaphthylene	ND		ug/L	4.90	1	09/02/09 22:11	SW846 8310	9084051
Anthracene	ND		ug/L	0.980	1	09/02/09 22:11	SW846 8310	9084051
Benzo (a) anthracene	ND		ug/L	0.196	1	09/02/09 22:11	SW846 8310	9084051
Benzo (a) pyrene	ND		ug/L	0.0980	1	09/02/09 22:11	SW846 8310	9084051
Benzo (b) fluoranthene	**0.191**	R1	ug/L	0.0980	1	09/02/09 22:11	SW846 8310	9084051
Benzo (g,h,i) perylene	ND		ug/L	0.196	1	09/02/09 22:11	SW846 8310	9084051
Benzo (k) fluoranthene	ND		ug/L	0.137	1	09/02/09 22:11	SW846 8310	9084051
Chrysene	**0.994**		ug/L	0.0980	1	09/02/09 22:11	SW846 8310	9084051
Dibenz (a,h) anthracene	ND		ug/L	0.196	1	09/02/09 22:11	SW846 8310	9084051
Fluoranthene	**2.69**	R1	ug/L	0.196	1	09/02/09 22:11	SW846 8310	9084051
Fluorene	**2.06**	R1	ug/L	0.490	1	09/02/09 22:11	SW846 8310	9084051
Indeno (1,2,3-cd) pyrene	ND		ug/L	0.196	1	09/02/09 22:11	SW846 8310	9084051
Naphthalene	**95.4**		ug/L	4.90	5	09/04/09 18:45	SW846 8310	9084051
Phenanthrene	**19.2**	R1	ug/L	0.490	1	09/02/09 22:11	SW846 8310	9084051
Pyrene	**6.82**	R1	ug/L	0.196	1	09/02/09 22:11	SW846 8310	9084051
Surr: p-Terphenyl (10-150%)	*53 %*					*09/02/09 22:11*	*SW846 8310*	*9084051*

TestAmerica
THE LEADER IN ENVIRONMENTAL TESTING
2960 Foster Creighton Road Nashville, TN 37204 * 800-765-0980 * Fax 615-726-3404

Client	Kleinfelder Albuquerque - Exxon 8300 Jefferson NE Suite B Albuquerque, NM 87120	Work Order:	NSH1924
		Project Name:	Exxon Gladiola Station
		Project Number:	Gladiola Station - Lea County, NM
Attn	David Mazzanti	Received:	08/21/09 08:00

ANALYTICAL REPORT

Analyte	Result	Flag	Units	MRL	Dilution Factor	Analysis Date/Time	Method	Batch
Sample ID: NSH1924-23 (Trip Blank - Water) Sampled: 08/19/09 00:01								
Volatile Organic Compounds by EPA Method 8260B								
Acetone	ND		ug/L	50.0	1	08/25/09 17:12	SW846 8260B	9083552
Benzene	ND		ug/L	1.00	1	08/25/09 17:12	SW846 8260B	9083552
Bromobenzene	ND		ug/L	1.00	1	08/25/09 17:12	SW846 8260B	9083552
Bromochloromethane	ND		ug/L	1.00	1	08/25/09 17:12	SW846 8260B	9083552
Bromodichloromethane	ND		ug/L	1.00	1	08/25/09 17:12	SW846 8260B	9083552
Bromoform	ND		ug/L	1.00	1	08/25/09 17:12	SW846 8260B	9083552
Bromomethane	ND		ug/L	1.00	1	08/25/09 17:12	SW846 8260B	9083552
2-Butanone	ND		ug/L	50.0	1	08/25/09 17:12	SW846 8260B	9083552
sec-Butylbenzene	ND		ug/L	1.00	1	08/25/09 17:12	SW846 8260B	9083552
n-Butylbenzene	ND		ug/L	1.00	1	08/25/09 17:12	SW846 8260B	9083552
tert-Butylbenzene	ND		ug/L	1.00	1	08/25/09 17:12	SW846 8260B	9083552
Carbon disulfide	ND		ug/L	1.00	1	08/25/09 17:12	SW846 8260B	9083552
Carbon Tetrachloride	ND		ug/L	1.00	1	08/25/09 17:12	SW846 8260B	9083552
Chlorobenzene	ND		ug/L	1.00	1	08/25/09 17:12	SW846 8260B	9083552
Chlorodibromomethane	ND		ug/L	1.00	1	08/25/09 17:12	SW846 8260B	9083552
Chloroethane	ND		ug/L	1.00	1	08/25/09 17:12	SW846 8260B	9083552
Chloroform	ND		ug/L	1.00	1	08/25/09 17:12	SW846 8260B	9083552
Chloromethane	ND		ug/L	1.00	1	08/25/09 17:12	SW846 8260B	9083552
2-Chlorotoluene	ND		ug/L	1.00	1	08/25/09 17:12	SW846 8260B	9083552
4-Chlorotoluene	ND		ug/L	1.00	1	08/25/09 17:12	SW846 8260B	9083552
1,2-Dibromo-3-chloropropane	ND		ug/L	5.00	1	08/25/09 17:12	SW846 8260B	9083552
1,2-Dibromoethane (EDB)	ND		ug/L	1.00	1	08/25/09 17:12	SW846 8260B	9083552
Dibromomethane	ND		ug/L	1.00	1	08/25/09 17:12	SW846 8260B	9083552
1,4-Dichlorobenzene	ND		ug/L	1.00	1	08/25/09 17:12	SW846 8260B	9083552
1,3-Dichlorobenzene	ND		ug/L	1.00	1	08/25/09 17:12	SW846 8260B	9083552
1,2-Dichlorobenzene	ND		ug/L	1.00	1	08/25/09 17:12	SW846 8260B	9083552
Dichlorodifluoromethane	ND		ug/L	1.00	1	08/25/09 17:12	SW846 8260B	9083552
1,1-Dichloroethane	ND		ug/L	1.00	1	08/25/09 17:12	SW846 8260B	9083552
1,2-Dichloroethane	ND		ug/L	1.00	1	08/25/09 17:12	SW846 8260B	9083552
cis-1,2-Dichloroethene	ND		ug/L	1.00	1	08/25/09 17:12	SW846 8260B	9083552
1,1-Dichloroethene	ND		ug/L	1.00	1	08/25/09 17:12	SW846 8260B	9083552
trans-1,2-Dichloroethene	ND		ug/L	1.00	1	08/25/09 17:12	SW846 8260B	9083552
1,3-Dichloropropane	ND		ug/L	1.00	1	08/25/09 17:12	SW846 8260B	9083552
1,2-Dichloropropane	ND		ug/L	1.00	1	08/25/09 17:12	SW846 8260B	9083552
2,2-Dichloropropane	ND		ug/L	1.00	1	08/25/09 17:12	SW846 8260B	9083552
cis-1,3-Dichloropropene	ND		ug/L	1.00	1	08/25/09 17:12	SW846 8260B	9083552
trans-1,3-Dichloropropene	ND		ug/L	1.00	1	08/25/09 17:12	SW846 8260B	9083552
1,1-Dichloropropene	ND		ug/L	1.00	1	08/25/09 17:12	SW846 8260B	9083552
Ethylbenzene	ND		ug/L	1.00	1	08/25/09 17:12	SW846 8260B	9083552
Hexachlorobutadiene	ND		ug/L	1.00	1	08/25/09 17:12	SW846 8260B	9083552
2-Hexanone	ND		ug/L	50.0	1	08/25/09 17:12	SW846 8260B	9083552
Isopropylbenzene	ND		ug/L	1.00	1	08/25/09 17:12	SW846 8260B	9083552
p-Isopropyltoluene	ND		ug/L	1.00	1	08/25/09 17:12	SW846 8260B	9083552

Client	Kleinfelder Albuquerque - Exxon	Work Order:	NSH1924
	8300 Jefferson NE Suite B	Project Name:	Exxon Gladiola Station
	Albuquerque, NM 87120	Project Number:	Gladiola Station - Lea County, NM
Attn	David Mazzanti	Received:	08/21/09 08:00

ANALYTICAL REPORT

Analyte	Result	Flag	Units	MRL	Dilution Factor	Analysis Date/Time	Method	Batch
Sample ID: NSH1924-23 (Trip Blank - Water) - cont. Sampled: 08/19/09 00:01								
Volatile Organic Compounds by EPA Method 8260B - cont.								
Methyl tert-Butyl Ether	ND		ug/L	1.00	1	08/25/09 17:12	SW846 8260B	9083552
Methylene Chloride	ND		ug/L	5.00	1	08/25/09 17:12	SW846 8260B	9083552
4-Methyl-2-pentanone	ND		ug/L	10.0	1	08/25/09 17:12	SW846 8260B	9083552
Naphthalene	ND		ug/L	5.00	1	08/25/09 17:12	SW846 8260B	9083552
n-Propylbenzene	ND		ug/L	1.00	1	08/25/09 17:12	SW846 8260B	9083552
Styrene	ND		ug/L	1.00	1	08/25/09 17:12	SW846 8260B	9083552
1,1,1,2-Tetrachloroethane	ND		ug/L	1.00	1	08/25/09 17:12	SW846 8260B	9083552
1,1,2,2-Tetrachloroethane	ND		ug/L	1.00	1	08/25/09 17:12	SW846 8260B	9083552
Tetrachloroethene	ND		ug/L	1.00	1	08/25/09 17:12	SW846 8260B	9083552
Toluene	ND		ug/L	1.00	1	08/25/09 17:12	SW846 8260B	9083552
1,2,3-Trichlorobenzene	ND		ug/L	1.00	1	08/25/09 17:12	SW846 8260B	9083552
1,2,4-Trichlorobenzene	ND		ug/L	1.00	1	08/25/09 17:12	SW846 8260B	9083552
1,1,2-Trichloroethane	ND		ug/L	1.00	1	08/25/09 17:12	SW846 8260B	9083552
1,1,1-Trichloroethane	ND		ug/L	1.00	1	08/25/09 17:12	SW846 8260B	9083552
Trichloroethene	ND		ug/L	1.00	1	08/25/09 17:12	SW846 8260B	9083552
Trichlorofluoromethane	ND		ug/L	1.00	1	08/25/09 17:12	SW846 8260B	9083552
1,2,3-Trichloropropane	ND		ug/L	1.00	1	08/25/09 17:12	SW846 8260B	9083552
1,3,5-Trimethylbenzene	ND		ug/L	1.00	1	08/25/09 17:12	SW846 8260B	9083552
1,2,4-Trimethylbenzene	ND		ug/L	1.00	1	08/25/09 17:12	SW846 8260B	9083552
Vinyl chloride	ND		ug/L	1.00	1	08/25/09 17:12	SW846 8260B	9083552
Xylenes, total	ND		ug/L	3.00	1	08/25/09 17:12	SW846 8260B	9083552
Surr: 1,2-Dichloroethane-d4 (63-140%)	*99 %*					*08/25/09 17:12*	*SW846 8260B*	*9083552*
Surr: Dibromofluoromethane (73-131%)	*98 %*					*08/25/09 17:12*	*SW846 8260B*	*9083552*
Surr: Toluene-d8 (80-120%)	*90 %*					*08/25/09 17:12*	*SW846 8260B*	*9083552*
Surr: 4-Bromofluorobenzene (79-125%)	*100 %*					*08/25/09 17:12*	*SW846 8260B*	*9083552*
Sample ID: NSH1924-24 (Trip Blank - Water) Sampled: 08/19/09 00:01								
Volatile Organic Compounds by EPA Method 8260B								
Acetone	ND		ug/L	50.0	1	08/25/09 17:39	SW846 8260B	9083552
Benzene	ND		ug/L	1.00	1	08/25/09 17:39	SW846 8260B	9083552
Bromobenzene	ND		ug/L	1.00	1	08/25/09 17:39	SW846 8260B	9083552
Bromochloromethane	ND		ug/L	1.00	1	08/25/09 17:39	SW846 8260B	9083552
Bromodichloromethane	ND		ug/L	1.00	1	08/25/09 17:39	SW846 8260B	9083552
Bromoform	ND		ug/L	1.00	1	08/25/09 17:39	SW846 8260B	9083552
Bromomethane	ND		ug/L	1.00	1	08/25/09 17:39	SW846 8260B	9083552
2-Butanone	ND		ug/L	50.0	1	08/25/09 17:39	SW846 8260B	9083552
sec-Butylbenzene	ND		ug/L	1.00	1	08/25/09 17:39	SW846 8260B	9083552
n-Butylbenzene	ND		ug/L	1.00	1	08/25/09 17:39	SW846 8260B	9083552
tert-Butylbenzene	ND		ug/L	1.00	1	08/25/09 17:39	SW846 8260B	9083552
Carbon disulfide	ND		ug/L	1.00	1	08/25/09 17:39	SW846 8260B	9083552
Carbon Tetrachloride	ND		ug/L	1.00	1	08/25/09 17:39	SW846 8260B	9083552
Chlorobenzene	ND		ug/L	1.00	1	08/25/09 17:39	SW846 8260B	9083552
Chlorodibromomethane	ND		ug/L	1.00	1	08/25/09 17:39	SW846 8260B	9083552
Chloroethane	ND		ug/L	1.00	1	08/25/09 17:39	SW846 8260B	9083552

Client	Kleinfelder Albuquerque - Exxon 8300 Jefferson NE Suite B Albuquerque, NM 87120	Work Order:	NSH1924
		Project Name:	Exxon Gladiola Station
		Project Number:	Gladiola Station - Lea County, NM
Attn	David Mazzanti	Received:	08/21/09 08:00

ANALYTICAL REPORT

Sample ID: NSH1924-24 (Trip Blank - Water) - cont. Sampled: 08/19/09 00:01

Volatile Organic Compounds by EPA Method 8260B - cont.

Analyte	Result	Flag	Units	MRL	Dilution Factor	Analysis Date/Time	Method	Batch
Chloroform	ND		ug/L	1.00	1	08/25/09 17:39	SW846 8260B	9083552
Chloromethane	ND		ug/L	1.00	1	08/25/09 17:39	SW846 8260B	9083552
2-Chlorotoluene	ND		ug/L	1.00	1	08/25/09 17:39	SW846 8260B	9083552
4-Chlorotoluene	ND		ug/L	1.00	1	08/25/09 17:39	SW846 8260B	9083552
1,2-Dibromo-3-chloropropane	ND		ug/L	5.00	1	08/25/09 17:39	SW846 8260B	9083552
1,2-Dibromoethane (EDB)	ND		ug/L	1.00	1	08/25/09 17:39	SW846 8260B	9083552
Dibromomethane	ND		ug/L	1.00	1	08/25/09 17:39	SW846 8260B	9083552
1,4-Dichlorobenzene	ND		ug/L	1.00	1	08/25/09 17:39	SW846 8260B	9083552
1,3-Dichlorobenzene	ND		ug/L	1.00	1	08/25/09 17:39	SW846 8260B	9083552
1,2-Dichlorobenzene	ND		ug/L	1.00	1	08/25/09 17:39	SW846 8260B	9083552
Dichlorodifluoromethane	ND		ug/L	1.00	1	08/25/09 17:39	SW846 8260B	9083552
1,1-Dichloroethane	ND		ug/L	1.00	1	08/25/09 17:39	SW846 8260B	9083552
1,2-Dichloroethane	ND		ug/L	1.00	1	08/25/09 17:39	SW846 8260B	9083552
cis-1,2-Dichloroethene	ND		ug/L	1.00	1	08/25/09 17:39	SW846 8260B	9083552
1,1-Dichloroethene	ND		ug/L	1.00	1	08/25/09 17:39	SW846 8260B	9083552
trans-1,2-Dichloroethene	ND		ug/L	1.00	1	08/25/09 17:39	SW846 8260B	9083552
1,3-Dichloropropane	ND		ug/L	1.00	1	08/25/09 17:39	SW846 8260B	9083552
1,2-Dichloropropane	ND		ug/L	1.00	1	08/25/09 17:39	SW846 8260B	9083552
2,2-Dichloropropane	ND		ug/L	1.00	1	08/25/09 17:39	SW846 8260B	9083552
cis-1,3-Dichloropropene	ND		ug/L	1.00	1	08/25/09 17:39	SW846 8260B	9083552
trans-1,3-Dichloropropene	ND		ug/L	1.00	1	08/25/09 17:39	SW846 8260B	9083552
1,1-Dichloropropene	ND		ug/L	1.00	1	08/25/09 17:39	SW846 8260B	9083552
Ethylbenzene	ND		ug/L	1.00	1	08/25/09 17:39	SW846 8260B	9083552
Hexachlorobutadiene	ND		ug/L	1.00	1	08/25/09 17:39	SW846 8260B	9083552
2-Hexanone	ND		ug/L	50.0	1	08/25/09 17:39	SW846 8260B	9083552
Isopropylbenzene	ND		ug/L	1.00	1	08/25/09 17:39	SW846 8260B	9083552
p-Isopropyltoluene	ND		ug/L	1.00	1	08/25/09 17:39	SW846 8260B	9083552
Methyl tert-Butyl Ether	ND		ug/L	1.00	1	08/25/09 17:39	SW846 8260B	9083552
Methylene Chloride	ND		ug/L	5.00	1	08/25/09 17:39	SW846 8260B	9083552
4-Methyl-2-pentanone	ND		ug/L	10.0	1	08/25/09 17:39	SW846 8260B	9083552
Naphthalene	ND		ug/L	5.00	1	08/25/09 17:39	SW846 8260B	9083552
n-Propylbenzene	ND		ug/L	1.00	1	08/25/09 17:39	SW846 8260B	9083552
Styrene	ND		ug/L	1.00	1	08/25/09 17:39	SW846 8260B	9083552
1,1,1,2-Tetrachloroethane	ND		ug/L	1.00	1	08/25/09 17:39	SW846 8260B	9083552
1,1,2,2-Tetrachloroethane	ND		ug/L	1.00	1	08/25/09 17:39	SW846 8260B	9083552
Tetrachloroethene	ND		ug/L	1.00	1	08/25/09 17:39	SW846 8260B	9083552
Toluene	ND		ug/L	1.00	1	08/25/09 17:39	SW846 8260B	9083552
1,2,3-Trichlorobenzene	ND		ug/L	1.00	1	08/25/09 17:39	SW846 8260B	9083552
1,2,4-Trichlorobenzene	ND		ug/L	1.00	1	08/25/09 17:39	SW846 8260B	9083552
1,1,2-Trichloroethane	ND		ug/L	1.00	1	08/25/09 17:39	SW846 8260B	9083552
1,1,1-Trichloroethane	ND		ug/L	1.00	1	08/25/09 17:39	SW846 8260B	9083552
Trichloroethene	ND		ug/L	1.00	1	08/25/09 17:39	SW846 8260B	9083552
Trichlorofluoromethane	ND		ug/L	1.00	1	08/25/09 17:39	SW846 8260B	9083552

Client	Kleinfelder Albuquerque - Exxon	Work Order:	NSH1924
	8300 Jefferson NE Suite B	Project Name:	Exxon Gladiola Station
	Albuquerque, NM 87120	Project Number:	Gladiola Station - Lea County, NM
Attn	David Mazzanti	Received:	08/21/09 08:00

ANALYTICAL REPORT

Analyte	Result	Flag	Units	MRL	Dilution Factor	Analysis Date/Time	Method	Batch
Sample ID: NSH1924-24 (Trip Blank - Water) - cont. Sampled: 08/19/09 00:01								
Volatile Organic Compounds by EPA Method 8260B - cont.								
1,2,3-Trichloropropane	ND		ug/L	1.00	1	08/25/09 17:39	SW846 8260B	9083552
1,3,5-Trimethylbenzene	ND		ug/L	1.00	1	08/25/09 17:39	SW846 8260B	9083552
1,2,4-Trimethylbenzene	ND		ug/L	1.00	1	08/25/09 17:39	SW846 8260B	9083552
Vinyl chloride	ND		ug/L	1.00	1	08/25/09 17:39	SW846 8260B	9083552
Xylenes, total	ND		ug/L	3.00	1	08/25/09 17:39	SW846 8260B	9083552
Surr: 1,2-Dichloroethane-d4 (63-140%)	*101 %*					*08/25/09 17:39*	*SW846 8260B*	*9083552*
Surr: Dibromofluoromethane (73-131%)	*97 %*					*08/25/09 17:39*	*SW846 8260B*	*9083552*
Surr: Toluene-d8 (80-120%)	*89 %*					*08/25/09 17:39*	*SW846 8260B*	*9083552*
Surr: 4-Bromofluorobenzene (79-125%)	*102 %*					*08/25/09 17:39*	*SW846 8260B*	*9083552*
Sample ID: NSH1924-25 (Trip Blank - Water) Sampled: 08/19/09 00:01								
Volatile Organic Compounds by EPA Method 8260B								
Acetone	ND		ug/L	50.0	1	08/25/09 18:05	SW846 8260B	9083552
Benzene	ND		ug/L	1.00	1	08/25/09 18:05	SW846 8260B	9083552
Bromobenzene	ND		ug/L	1.00	1	08/25/09 18:05	SW846 8260B	9083552
Bromochloromethane	ND		ug/L	1.00	1	08/25/09 18:05	SW846 8260B	9083552
Bromodichloromethane	ND		ug/L	1.00	1	08/25/09 18:05	SW846 8260B	9083552
Bromoform	ND		ug/L	1.00	1	08/25/09 18:05	SW846 8260B	9083552
Bromomethane	ND		ug/L	1.00	1	08/25/09 18:05	SW846 8260B	9083552
2-Butanone	ND		ug/L	50.0	1	08/25/09 18:05	SW846 8260B	9083552
sec-Butylbenzene	ND		ug/L	1.00	1	08/25/09 18:05	SW846 8260B	9083552
n-Butylbenzene	ND		ug/L	1.00	1	08/25/09 18:05	SW846 8260B	9083552
tert-Butylbenzene	ND		ug/L	1.00	1	08/25/09 18:05	SW846 8260B	9083552
Carbon disulfide	ND		ug/L	1.00	1	08/25/09 18:05	SW846 8260B	9083552
Carbon Tetrachloride	ND		ug/L	1.00	1	08/25/09 18:05	SW846 8260B	9083552
Chlorobenzene	ND		ug/L	1.00	1	08/25/09 18:05	SW846 8260B	9083552
Chlorodibromomethane	ND		ug/L	1.00	1	08/25/09 18:05	SW846 8260B	9083552
Chloroethane	ND		ug/L	1.00	1	08/25/09 18:05	SW846 8260B	9083552
Chloroform	ND		ug/L	1.00	1	08/25/09 18:05	SW846 8260B	9083552
Chloromethane	ND		ug/L	1.00	1	08/25/09 18:05	SW846 8260B	9083552
2-Chlorotoluene	ND		ug/L	1.00	1	08/25/09 18:05	SW846 8260B	9083552
4-Chlorotoluene	ND		ug/L	1.00	1	08/25/09 18:05	SW846 8260B	9083552
1,2-Dibromo-3-chloropropane	ND		ug/L	5.00	1	08/25/09 18:05	SW846 8260B	9083552
1,2-Dibromoethane (EDB)	ND		ug/L	1.00	1	08/25/09 18:05	SW846 8260B	9083552
Dibromomethane	ND		ug/L	1.00	1	08/25/09 18:05	SW846 8260B	9083552
1,4-Dichlorobenzene	ND		ug/L	1.00	1	08/25/09 18:05	SW846 8260B	9083552
1,3-Dichlorobenzene	ND		ug/L	1.00	1	08/25/09 18:05	SW846 8260B	9083552
1,2-Dichlorobenzene	ND		ug/L	1.00	1	08/25/09 18:05	SW846 8260B	9083552
Dichlorodifluoromethane	ND		ug/L	1.00	1	08/25/09 18:05	SW846 8260B	9083552
1,1-Dichloroethane	ND		ug/L	1.00	1	08/25/09 18:05	SW846 8260B	9083552
1,2-Dichloroethane	ND		ug/L	1.00	1	08/25/09 18:05	SW846 8260B	9083552
cis-1,2-Dichloroethene	ND		ug/L	1.00	1	08/25/09 18:05	SW846 8260B	9083552
1,1-Dichloroethene	ND		ug/L	1.00	1	08/25/09 18:05	SW846 8260B	9083552
trans-1,2-Dichloroethene	ND		ug/L	1.00	1	08/25/09 18:05	SW846 8260B	9083552

Client	Kleinfelder Albuquerque - Exxon	Work Order:	NSH1924
	8300 Jefferson NE Suite B	Project Name:	Exxon Gladiola Station
	Albuquerque, NM 87120	Project Number:	Gladiola Station - Lea County, NM
Attn	David Mazzanti	Received:	08/21/09 08:00

ANALYTICAL REPORT

Analyte	Result	Flag	Units	MRL	Dilution Factor	Analysis Date/Time	Method	Batch
Sample ID: NSH1924-25 (Trip Blank - Water) - cont. Sampled: 08/19/09 00:01								
Volatile Organic Compounds by EPA Method 8260B - cont.								
1,3-Dichloropropane	ND		ug/L	1.00	1	08/25/09 18:05	SW846 8260B	9083552
1,2-Dichloropropane	ND		ug/L	1.00	1	08/25/09 18:05	SW846 8260B	9083552
2,2-Dichloropropane	ND		ug/L	1.00	1	08/25/09 18:05	SW846 8260B	9083552
cis-1,3-Dichloropropene	ND		ug/L	1.00	1	08/25/09 18:05	SW846 8260B	9083552
trans-1,3-Dichloropropene	ND		ug/L	1.00	1	08/25/09 18:05	SW846 8260B	9083552
1,1-Dichloropropene	ND		ug/L	1.00	1	08/25/09 18:05	SW846 8260B	9083552
Ethylbenzene	ND		ug/L	1.00	1	08/25/09 18:05	SW846 8260B	9083552
Hexachlorobutadiene	ND		ug/L	1.00	1	08/25/09 18:05	SW846 8260B	9083552
2-Hexanone	ND		ug/L	50.0	1	08/25/09 18:05	SW846 8260B	9083552
Isopropylbenzene	ND		ug/L	1.00	1	08/25/09 18:05	SW846 8260B	9083552
p-Isopropyltoluene	ND		ug/L	1.00	1	08/25/09 18:05	SW846 8260B	9083552
Methyl tert-Butyl Ether	ND		ug/L	1.00	1	08/25/09 18:05	SW846 8260B	9083552
Methylene Chloride	ND		ug/L	5.00	1	08/25/09 18:05	SW846 8260B	9083552
4-Methyl-2-pentanone	ND		ug/L	10.0	1	08/25/09 18:05	SW846 8260B	9083552
Naphthalene	ND		ug/L	5.00	1	08/25/09 18:05	SW846 8260B	9083552
n-Propylbenzene	ND		ug/L	1.00	1	08/25/09 18:05	SW846 8260B	9083552
Styrene	ND		ug/L	1.00	1	08/25/09 18:05	SW846 8260B	9083552
1,1,1,2-Tetrachloroethane	ND		ug/L	1.00	1	08/25/09 18:05	SW846 8260B	9083552
1,1,2,2-Tetrachloroethane	ND		ug/L	1.00	1	08/25/09 18:05	SW846 8260B	9083552
Tetrachloroethene	ND		ug/L	1.00	1	08/25/09 18:05	SW846 8260B	9083552
Toluene	ND		ug/L	1.00	1	08/25/09 18:05	SW846 8260B	9083552
1,2,3-Trichlorobenzene	ND		ug/L	1.00	1	08/25/09 18:05	SW846 8260B	9083552
1,2,4-Trichlorobenzene	ND		ug/L	1.00	1	08/25/09 18:05	SW846 8260B	9083552
1,1,2-Trichloroethane	ND		ug/L	1.00	1	08/25/09 18:05	SW846 8260B	9083552
1,1,1-Trichloroethane	ND		ug/L	1.00	1	08/25/09 18:05	SW846 8260B	9083552
Trichloroethene	ND		ug/L	1.00	1	08/25/09 18:05	SW846 8260B	9083552
Trichlorofluoromethane	ND		ug/L	1.00	1	08/25/09 18:05	SW846 8260B	9083552
1,2,3-Trichloropropane	ND		ug/L	1.00	1	08/25/09 18:05	SW846 8260B	9083552
1,3,5-Trimethylbenzene	ND		ug/L	1.00	1	08/25/09 18:05	SW846 8260B	9083552
1,2,4-Trimethylbenzene	ND		ug/L	1.00	1	08/25/09 18:05	SW846 8260B	9083552
Vinyl chloride	ND		ug/L	1.00	1	08/25/09 18:05	SW846 8260B	9083552
Xylenes, total	ND		ug/L	3.00	1	08/25/09 18:05	SW846 8260B	9083552
Surr: 1,2-Dichloroethane-d4 (63-140%)	*98 %*					*08/25/09 18:05*	*SW846 8260B*	*9083552*
Surr: Dibromofluoromethane (73-131%)	*96 %*					*08/25/09 18:05*	*SW846 8260B*	*9083552*
Surr: Toluene-d8 (80-120%)	*92 %*					*08/25/09 18:05*	*SW846 8260B*	*9083552*
Surr: 4-Bromofluorobenzene (79-125%)	*100 %*					*08/25/09 18:05*	*SW846 8260B*	*9083552*

TestAmerica
THE LEADER IN ENVIRONMENTAL TESTING
2960 Foster Creighton Road Nashville, TN 37204 * 800-765-0980 * Fax 615-726-3404

Client	Kleinfelder Albuquerque - Exxon	Work Order:	NSH1924
	8300 Jefferson NE Suite B	Project Name:	Exxon Gladiola Station
	Albuquerque, NM 87120	Project Number:	Gladiola Station - Lea County, NM
Attn	David Mazzanti	Received:	08/21/09 08:00

ANALYTICAL REPORT

Analyte	Result	Flag	Units	MRL	Dilution Factor	Analysis Date/Time	Method	Batch
Sample ID: NSH1924-26 (Trip Blank - Water) Sampled: 08/19/09 00:01								
Volatile Organic Compounds by EPA Method 8260B								
Acetone	ND		ug/L	50.0	1	08/25/09 18:32	SW846 8260B	9083552
Benzene	ND		ug/L	1.00	1	08/25/09 18:32	SW846 8260B	9083552
Bromobenzene	ND		ug/L	1.00	1	08/25/09 18:32	SW846 8260B	9083552
Bromochloromethane	ND		ug/L	1.00	1	08/25/09 18:32	SW846 8260B	9083552
Bromodichloromethane	ND		ug/L	1.00	1	08/25/09 18:32	SW846 8260B	9083552
Bromoform	ND		ug/L	1.00	1	08/25/09 18:32	SW846 8260B	9083552
Bromomethane	ND		ug/L	1.00	1	08/25/09 18:32	SW846 8260B	9083552
2-Butanone	ND		ug/L	50.0	1	08/25/09 18:32	SW846 8260B	9083552
sec-Butylbenzene	ND		ug/L	1.00	1	08/25/09 18:32	SW846 8260B	9083552
n-Butylbenzene	ND		ug/L	1.00	1	08/25/09 18:32	SW846 8260B	9083552
tert-Butylbenzene	ND		ug/L	1.00	1	08/25/09 18:32	SW846 8260B	9083552
Carbon disulfide	ND		ug/L	1.00	1	08/25/09 18:32	SW846 8260B	9083552
Carbon Tetrachloride	ND		ug/L	1.00	1	08/25/09 18:32	SW846 8260B	9083552
Chlorobenzene	ND		ug/L	1.00	1	08/25/09 18:32	SW846 8260B	9083552
Chlorodibromomethane	ND		ug/L	1.00	1	08/25/09 18:32	SW846 8260B	9083552
Chloroethane	ND		ug/L	1.00	1	08/25/09 18:32	SW846 8260B	9083552
Chloroform	ND		ug/L	1.00	1	08/25/09 18:32	SW846 8260B	9083552
Chloromethane	ND		ug/L	1.00	1	08/25/09 18:32	SW846 8260B	9083552
2-Chlorotoluene	ND		ug/L	1.00	1	08/25/09 18:32	SW846 8260B	9083552
4-Chlorotoluene	ND		ug/L	1.00	1	08/25/09 18:32	SW846 8260B	9083552
1,2-Dibromo-3-chloropropane	ND		ug/L	5.00	1	08/25/09 18:32	SW846 8260B	9083552
1,2-Dibromoethane (EDB)	ND		ug/L	1.00	1	08/25/09 18:32	SW846 8260B	9083552
Dibromomethane	ND		ug/L	1.00	1	08/25/09 18:32	SW846 8260B	9083552
1,4-Dichlorobenzene	ND		ug/L	1.00	1	08/25/09 18:32	SW846 8260B	9083552
1,3-Dichlorobenzene	ND		ug/L	1.00	1	08/25/09 18:32	SW846 8260B	9083552
1,2-Dichlorobenzene	ND		ug/L	1.00	1	08/25/09 18:32	SW846 8260B	9083552
Dichlorodifluoromethane	ND		ug/L	1.00	1	08/25/09 18:32	SW846 8260B	9083552
1,1-Dichloroethane	ND		ug/L	1.00	1	08/25/09 18:32	SW846 8260B	9083552
1,2-Dichloroethane	ND		ug/L	1.00	1	08/25/09 18:32	SW846 8260B	9083552
cis-1,2-Dichloroethene	ND		ug/L	1.00	1	08/25/09 18:32	SW846 8260B	9083552
1,1-Dichloroethene	ND		ug/L	1.00	1	08/25/09 18:32	SW846 8260B	9083552
trans-1,2-Dichloroethene	ND		ug/L	1.00	1	08/25/09 18:32	SW846 8260B	9083552
1,3-Dichloropropane	ND		ug/L	1.00	1	08/25/09 18:32	SW846 8260B	9083552
1,2-Dichloropropane	ND		ug/L	1.00	1	08/25/09 18:32	SW846 8260B	9083552
2,2-Dichloropropane	ND		ug/L	1.00	1	08/25/09 18:32	SW846 8260B	9083552
cis-1,3-Dichloropropene	ND		ug/L	1.00	1	08/25/09 18:32	SW846 8260B	9083552
trans-1,3-Dichloropropene	ND		ug/L	1.00	1	08/25/09 18:32	SW846 8260B	9083552
1,1-Dichloropropene	ND		ug/L	1.00	1	08/25/09 18:32	SW846 8260B	9083552
Ethylbenzene	ND		ug/L	1.00	1	08/25/09 18:32	SW846 8260B	9083552
Hexachlorobutadiene	ND		ug/L	1.00	1	08/25/09 18:32	SW846 8260B	9083552
2-Hexanone	ND		ug/L	50.0	1	08/25/09 18:32	SW846 8260B	9083552
Isopropylbenzene	ND		ug/L	1.00	1	08/25/09 18:32	SW846 8260B	9083552
p-Isopropyltoluene	ND		ug/L	1.00	1	08/25/09 18:32	SW846 8260B	9083552

Client	Kleinfelder Albuquerque - Exxon	Work Order:	NSH1924
	8300 Jefferson NE Suite B	Project Name:	Exxon Gladiola Station
	Albuquerque, NM 87120	Project Number:	Gladiola Station - Lea County, NM
Attn	David Mazzanti	Received:	08/21/09 08:00

ANALYTICAL REPORT

Analyte	Result	Flag	Units	MRL	Dilution Factor	Analysis Date/Time	Method	Batch
Sample ID: NSH1924-26 (Trip Blank - Water) - cont. Sampled: 08/19/09 00:01								
Volatile Organic Compounds by EPA Method 8260B - cont.								
Methyl tert-Butyl Ether	ND		ug/L	1.00	1	08/25/09 18:32	SW846 8260B	9083552
Methylene Chloride	ND		ug/L	5.00	1	08/25/09 18:32	SW846 8260B	9083552
4-Methyl-2-pentanone	ND		ug/L	10.0	1	08/25/09 18:32	SW846 8260B	9083552
Naphthalene	ND		ug/L	5.00	1	08/25/09 18:32	SW846 8260B	9083552
n-Propylbenzene	ND		ug/L	1.00	1	08/25/09 18:32	SW846 8260B	9083552
Styrene	ND		ug/L	1.00	1	08/25/09 18:32	SW846 8260B	9083552
1,1,1,2-Tetrachloroethane	ND		ug/L	1.00	1	08/25/09 18:32	SW846 8260B	9083552
1,1,2,2-Tetrachloroethane	ND		ug/L	1.00	1	08/25/09 18:32	SW846 8260B	9083552
Tetrachloroethene	ND		ug/L	1.00	1	08/25/09 18:32	SW846 8260B	9083552
Toluene	ND		ug/L	1.00	1	08/25/09 18:32	SW846 8260B	9083552
1,2,3-Trichlorobenzene	ND		ug/L	1.00	1	08/25/09 18:32	SW846 8260B	9083552
1,2,4-Trichlorobenzene	ND		ug/L	1.00	1	08/25/09 18:32	SW846 8260B	9083552
1,1,2-Trichloroethane	ND		ug/L	1.00	1	08/25/09 18:32	SW846 8260B	9083552
1,1,1-Trichloroethane	ND		ug/L	1.00	1	08/25/09 18:32	SW846 8260B	9083552
Trichloroethene	ND		ug/L	1.00	1	08/25/09 18:32	SW846 8260B	9083552
Trichlorofluoromethane	ND		ug/L	1.00	1	08/25/09 18:32	SW846 8260B	9083552
1,2,3-Trichloropropane	ND		ug/L	1.00	1	08/25/09 18:32	SW846 8260B	9083552
1,3,5-Trimethylbenzene	ND		ug/L	1.00	1	08/25/09 18:32	SW846 8260B	9083552
1,2,4-Trimethylbenzene	ND		ug/L	1.00	1	08/25/09 18:32	SW846 8260B	9083552
Vinyl chloride	ND		ug/L	1.00	1	08/25/09 18:32	SW846 8260B	9083552
Xylenes, total	ND		ug/L	3.00	1	08/25/09 18:32	SW846 8260B	9083552
Surr: 1,2-Dichloroethane-d4 (63-140%)	*104 %*					*08/25/09 18:32*	*SW846 8260B*	*9083552*
Surr: Dibromofluoromethane (73-131%)	*100 %*					*08/25/09 18:32*	*SW846 8260B*	*9083552*
Surr: Toluene-d8 (80-120%)	*91 %*					*08/25/09 18:32*	*SW846 8260B*	*9083552*
Surr: 4-Bromofluorobenzene (79-125%)	*99 %*					*08/25/09 18:32*	*SW846 8260B*	*9083552*
Sample ID: NSH1924-27 (Trip Blank - Water) Sampled: 08/19/09 00:01								
Volatile Organic Compounds by EPA Method 8260B								
Acetone	ND		ug/L	50.0	1	08/25/09 18:58	SW846 8260B	9083552
Benzene	ND		ug/L	1.00	1	08/25/09 18:58	SW846 8260B	9083552
Bromobenzene	ND		ug/L	1.00	1	08/25/09 18:58	SW846 8260B	9083552
Bromochloromethane	ND		ug/L	1.00	1	08/25/09 18:58	SW846 8260B	9083552
Bromodichloromethane	ND		ug/L	1.00	1	08/25/09 18:58	SW846 8260B	9083552
Bromoform	ND		ug/L	1.00	1	08/25/09 18:58	SW846 8260B	9083552
Bromomethane	ND		ug/L	1.00	1	08/25/09 18:58	SW846 8260B	9083552
2-Butanone	ND		ug/L	50.0	1	08/25/09 18:58	SW846 8260B	9083552
sec-Butylbenzene	ND		ug/L	1.00	1	08/25/09 18:58	SW846 8260B	9083552
n-Butylbenzene	ND		ug/L	1.00	1	08/25/09 18:58	SW846 8260B	9083552
tert-Butylbenzene	ND		ug/L	1.00	1	08/25/09 18:58	SW846 8260B	9083552
Carbon disulfide	ND		ug/L	1.00	1	08/25/09 18:58	SW846 8260B	9083552
Carbon Tetrachloride	ND		ug/L	1.00	1	08/25/09 18:58	SW846 8260B	9083552
Chlorobenzene	ND		ug/L	1.00	1	08/25/09 18:58	SW846 8260B	9083552
Chlorodibromomethane	ND		ug/L	1.00	1	08/25/09 18:58	SW846 8260B	9083552
Chloroethane	ND		ug/L	1.00	1	08/25/09 18:58	SW846 8260B	9083552

TestAmerica
THE LEADER IN ENVIRONMENTAL TESTING
2960 Foster Creighton Road Nashville, TN 37204 * 800-765-0980 * Fax 615-726-3404

Client	Kleinfelder Albuquerque - Exxon	Work Order:	NSH1924
	8300 Jefferson NE Suite B	Project Name:	Exxon Gladiola Station
	Albuquerque, NM 87120	Project Number:	Gladiola Station - Lea County, NM
Attn	David Mazzanti	Received:	08/21/09 08:00

ANALYTICAL REPORT

Sample ID: NSH1924-27 (Trip Blank - Water) - cont. Sampled: 08/19/09 00:01

Volatile Organic Compounds by EPA Method 8260B - cont.

Analyte	Result	Flag	Units	MRL	Dilution Factor	Analysis Date/Time	Method	Batch
Chloroform	ND		ug/L	1.00	1	08/25/09 18:58	SW846 8260B	9083552
Chloromethane	ND		ug/L	1.00	1	08/25/09 18:58	SW846 8260B	9083552
2-Chlorotoluene	ND		ug/L	1.00	1	08/25/09 18:58	SW846 8260B	9083552
4-Chlorotoluene	ND		ug/L	1.00	1	08/25/09 18:58	SW846 8260B	9083552
1,2-Dibromo-3-chloropropane	ND		ug/L	5.00	1	08/25/09 18:58	SW846 8260B	9083552
1,2-Dibromoethane (EDB)	ND		ug/L	1.00	1	08/25/09 18:58	SW846 8260B	9083552
Dibromomethane	ND		ug/L	1.00	1	08/25/09 18:58	SW846 8260B	9083552
1,4-Dichlorobenzene	ND		ug/L	1.00	1	08/25/09 18:58	SW846 8260B	9083552
1,3-Dichlorobenzene	ND		ug/L	1.00	1	08/25/09 18:58	SW846 8260B	9083552
1,2-Dichlorobenzene	ND		ug/L	1.00	1	08/25/09 18:58	SW846 8260B	9083552
Dichlorodifluoromethane	ND		ug/L	1.00	1	08/25/09 18:58	SW846 8260B	9083552
1,1-Dichloroethane	ND		ug/L	1.00	1	08/25/09 18:58	SW846 8260B	9083552
1,2-Dichloroethane	ND		ug/L	1.00	1	08/25/09 18:58	SW846 8260B	9083552
cis-1,2-Dichloroethene	ND		ug/L	1.00	1	08/25/09 18:58	SW846 8260B	9083552
1,1-Dichloroethene	ND		ug/L	1.00	1	08/25/09 18:58	SW846 8260B	9083552
trans-1,2-Dichloroethene	ND		ug/L	1.00	1	08/25/09 18:58	SW846 8260B	9083552
1,3-Dichloropropane	ND		ug/L	1.00	1	08/25/09 18:58	SW846 8260B	9083552
1,2-Dichloropropane	ND		ug/L	1.00	1	08/25/09 18:58	SW846 8260B	9083552
2,2-Dichloropropane	ND		ug/L	1.00	1	08/25/09 18:58	SW846 8260B	9083552
cis-1,3-Dichloropropene	ND		ug/L	1.00	1	08/25/09 18:58	SW846 8260B	9083552
trans-1,3-Dichloropropene	ND		ug/L	1.00	1	08/25/09 18:58	SW846 8260B	9083552
1,1-Dichloropropene	ND		ug/L	1.00	1	08/25/09 18:58	SW846 8260B	9083552
Ethylbenzene	ND		ug/L	1.00	1	08/25/09 18:58	SW846 8260B	9083552
Hexachlorobutadiene	ND		ug/L	1.00	1	08/25/09 18:58	SW846 8260B	9083552
2-Hexanone	ND		ug/L	50.0	1	08/25/09 18:58	SW846 8260B	9083552
Isopropylbenzene	ND		ug/L	1.00	1	08/25/09 18:58	SW846 8260B	9083552
p-Isopropyltoluene	ND		ug/L	1.00	1	08/25/09 18:58	SW846 8260B	9083552
Methyl tert-Butyl Ether	ND		ug/L	1.00	1	08/25/09 18:58	SW846 8260B	9083552
Methylene Chloride	ND		ug/L	5.00	1	08/25/09 18:58	SW846 8260B	9083552
4-Methyl-2-pentanone	ND		ug/L	10.0	1	08/25/09 18:58	SW846 8260B	9083552
Naphthalene	ND		ug/L	5.00	1	08/25/09 18:58	SW846 8260B	9083552
n-Propylbenzene	ND		ug/L	1.00	1	08/25/09 18:58	SW846 8260B	9083552
Styrene	ND		ug/L	1.00	1	08/25/09 18:58	SW846 8260B	9083552
1,1,1,2-Tetrachloroethane	ND		ug/L	1.00	1	08/25/09 18:58	SW846 8260B	9083552
1,1,2,2-Tetrachloroethane	ND		ug/L	1.00	1	08/25/09 18:58	SW846 8260B	9083552
Tetrachloroethene	ND		ug/L	1.00	1	08/25/09 18:58	SW846 8260B	9083552
Toluene	ND		ug/L	1.00	1	08/25/09 18:58	SW846 8260B	9083552
1,2,3-Trichlorobenzene	ND		ug/L	1.00	1	08/25/09 18:58	SW846 8260B	9083552
1,2,4-Trichlorobenzene	ND		ug/L	1.00	1	08/25/09 18:58	SW846 8260B	9083552
1,1,2-Trichloroethane	ND		ug/L	1.00	1	08/25/09 18:58	SW846 8260B	9083552
1,1,1-Trichloroethane	ND		ug/L	1.00	1	08/25/09 18:58	SW846 8260B	9083552
Trichloroethene	ND		ug/L	1.00	1	08/25/09 18:58	SW846 8260B	9083552
Trichlorofluoromethane	ND		ug/L	1.00	1	08/25/09 18:58	SW846 8260B	9083552

Client	Kleinfelder Albuquerque - Exxon	Work Order:	NSH1924
	8300 Jefferson NE Suite B	Project Name:	Exxon Gladiola Station
	Albuquerque, NM 87120	Project Number:	Gladiola Station - Lea County, NM
Attn	David Mazzanti	Received:	08/21/09 08:00

ANALYTICAL REPORT

Analyte	Result	Flag	Units	MRL	Dilution Factor	Analysis Date/Time	Method	Batch
Sample ID: NSH1924-27 (Trip Blank - Water) - cont. Sampled: 08/19/09 00:01								
Volatile Organic Compounds by EPA Method 8260B - cont.								
1,2,3-Trichloropropane	ND		ug/L	1.00	1	08/25/09 18:58	SW846 8260B	9083552
1,3,5-Trimethylbenzene	ND		ug/L	1.00	1	08/25/09 18:58	SW846 8260B	9083552
1,2,4-Trimethylbenzene	ND		ug/L	1.00	1	08/25/09 18:58	SW846 8260B	9083552
Vinyl chloride	ND		ug/L	1.00	1	08/25/09 18:58	SW846 8260B	9083552
Xylenes, total	ND		ug/L	3.00	1	08/25/09 18:58	SW846 8260B	9083552
Surr: 1,2-Dichloroethane-d4 (63-140%)	*102 %*					*08/25/09 18:58*	*SW846 8260B*	*9083552*
Surr: Dibromofluoromethane (73-131%)	*99 %*					*08/25/09 18:58*	*SW846 8260B*	*9083552*
Surr: Toluene-d8 (80-120%)	*89 %*					*08/25/09 18:58*	*SW846 8260B*	*9083552*
Surr: 4-Bromofluorobenzene (79-125%)	*99 %*					*08/25/09 18:58*	*SW846 8260B*	*9083552*
Sample ID: NSH1924-28 (Trip Blank - Water) Sampled: 08/19/09 00:01								
Volatile Organic Compounds by EPA Method 8260B								
Acetone	ND		ug/L	50.0	1	08/25/09 19:24	SW846 8260B	9083552
Benzene	ND		ug/L	1.00	1	08/25/09 19:24	SW846 8260B	9083552
Bromobenzene	ND		ug/L	1.00	1	08/25/09 19:24	SW846 8260B	9083552
Bromochloromethane	ND		ug/L	1.00	1	08/25/09 19:24	SW846 8260B	9083552
Bromodichloromethane	ND		ug/L	1.00	1	08/25/09 19:24	SW846 8260B	9083552
Bromoform	ND		ug/L	1.00	1	08/25/09 19:24	SW846 8260B	9083552
Bromomethane	ND		ug/L	1.00	1	08/25/09 19:24	SW846 8260B	9083552
2-Butanone	ND		ug/L	50.0	1	08/25/09 19:24	SW846 8260B	9083552
sec-Butylbenzene	ND		ug/L	1.00	1	08/25/09 19:24	SW846 8260B	9083552
n-Butylbenzene	ND		ug/L	1.00	1	08/25/09 19:24	SW846 8260B	9083552
tert-Butylbenzene	ND		ug/L	1.00	1	08/25/09 19:24	SW846 8260B	9083552
Carbon disulfide	ND		ug/L	1.00	1	08/25/09 19:24	SW846 8260B	9083552
Carbon Tetrachloride	ND		ug/L	1.00	1	08/25/09 19:24	SW846 8260B	9083552
Chlorobenzene	ND		ug/L	1.00	1	08/25/09 19:24	SW846 8260B	9083552
Chlorodibromomethane	ND		ug/L	1.00	1	08/25/09 19:24	SW846 8260B	9083552
Chloroethane	ND		ug/L	1.00	1	08/25/09 19:24	SW846 8260B	9083552
Chloroform	ND		ug/L	1.00	1	08/25/09 19:24	SW846 8260B	9083552
Chloromethane	ND		ug/L	1.00	1	08/25/09 19:24	SW846 8260B	9083552
2-Chlorotoluene	ND		ug/L	1.00	1	08/25/09 19:24	SW846 8260B	9083552
4-Chlorotoluene	ND		ug/L	1.00	1	08/25/09 19:24	SW846 8260B	9083552
1,2-Dibromo-3-chloropropane	ND		ug/L	5.00	1	08/25/09 19:24	SW846 8260B	9083552
1,2-Dibromoethane (EDB)	ND		ug/L	1.00	1	08/25/09 19:24	SW846 8260B	9083552
Dibromomethane	ND		ug/L	1.00	1	08/25/09 19:24	SW846 8260B	9083552
1,4-Dichlorobenzene	ND		ug/L	1.00	1	08/25/09 19:24	SW846 8260B	9083552
1,3-Dichlorobenzene	ND		ug/L	1.00	1	08/25/09 19:24	SW846 8260B	9083552
1,2-Dichlorobenzene	ND		ug/L	1.00	1	08/25/09 19:24	SW846 8260B	9083552
Dichlorodifluoromethane	ND		ug/L	1.00	1	08/25/09 19:24	SW846 8260B	9083552
1,1-Dichloroethane	ND		ug/L	1.00	1	08/25/09 19:24	SW846 8260B	9083552
1,2-Dichloroethane	ND		ug/L	1.00	1	08/25/09 19:24	SW846 8260B	9083552
cis-1,2-Dichloroethene	ND		ug/L	1.00	1	08/25/09 19:24	SW846 8260B	9083552
1,1-Dichloroethene	ND		ug/L	1.00	1	08/25/09 19:24	SW846 8260B	9083552
trans-1,2-Dichloroethene	ND		ug/L	1.00	1	08/25/09 19:24	SW846 8260B	9083552

Client	Kleinfelder Albuquerque - Exxon	Work Order:	NSH1924
	8300 Jefferson NE Suite B	Project Name:	Exxon Gladiola Station
	Albuquerque, NM 87120	Project Number:	Gladiola Station - Lea County, NM
Attn	David Mazzanti	Received:	08/21/09 08:00

ANALYTICAL REPORT

Analyte	Result	Flag	Units	MRL	Dilution Factor	Analysis Date/Time	Method	Batch
Sample ID: NSH1924-28 (Trip Blank - Water) - cont. Sampled: 08/19/09 00:01								
Volatile Organic Compounds by EPA Method 8260B - cont.								
1,3-Dichloropropane	ND		ug/L	1.00	1	08/25/09 19:24	SW846 8260B	9083552
1,2-Dichloropropane	ND		ug/L	1.00	1	08/25/09 19:24	SW846 8260B	9083552
2,2-Dichloropropane	ND		ug/L	1.00	1	08/25/09 19:24	SW846 8260B	9083552
cis-1,3-Dichloropropene	ND		ug/L	1.00	1	08/25/09 19:24	SW846 8260B	9083552
trans-1,3-Dichloropropene	ND		ug/L	1.00	1	08/25/09 19:24	SW846 8260B	9083552
1,1-Dichloropropene	ND		ug/L	1.00	1	08/25/09 19:24	SW846 8260B	9083552
Ethylbenzene	ND		ug/L	1.00	1	08/25/09 19:24	SW846 8260B	9083552
Hexachlorobutadiene	ND		ug/L	1.00	1	08/25/09 19:24	SW846 8260B	9083552
2-Hexanone	ND		ug/L	50.0	1	08/25/09 19:24	SW846 8260B	9083552
Isopropylbenzene	ND		ug/L	1.00	1	08/25/09 19:24	SW846 8260B	9083552
p-Isopropyltoluene	ND		ug/L	1.00	1	08/25/09 19:24	SW846 8260B	9083552
Methyl tert-Butyl Ether	ND		ug/L	1.00	1	08/25/09 19:24	SW846 8260B	9083552
Methylene Chloride	ND		ug/L	5.00	1	08/25/09 19:24	SW846 8260B	9083552
4-Methyl-2-pentanone	ND		ug/L	10.0	1	08/25/09 19:24	SW846 8260B	9083552
Naphthalene	ND		ug/L	5.00	1	08/25/09 19:24	SW846 8260B	9083552
n-Propylbenzene	ND		ug/L	1.00	1	08/25/09 19:24	SW846 8260B	9083552
Styrene	ND		ug/L	1.00	1	08/25/09 19:24	SW846 8260B	9083552
1,1,1,2-Tetrachloroethane	ND		ug/L	1.00	1	08/25/09 19:24	SW846 8260B	9083552
1,1,2,2-Tetrachloroethane	ND		ug/L	1.00	1	08/25/09 19:24	SW846 8260B	9083552
Tetrachloroethene	ND		ug/L	1.00	1	08/25/09 19:24	SW846 8260B	9083552
Toluene	ND		ug/L	1.00	1	08/25/09 19:24	SW846 8260B	9083552
1,2,3-Trichlorobenzene	ND		ug/L	1.00	1	08/25/09 19:24	SW846 8260B	9083552
1,2,4-Trichlorobenzene	ND		ug/L	1.00	1	08/25/09 19:24	SW846 8260B	9083552
1,1,2-Trichloroethane	ND		ug/L	1.00	1	08/25/09 19:24	SW846 8260B	9083552
1,1,1-Trichloroethane	ND		ug/L	1.00	1	08/25/09 19:24	SW846 8260B	9083552
Trichloroethene	ND		ug/L	1.00	1	08/25/09 19:24	SW846 8260B	9083552
Trichlorofluoromethane	ND		ug/L	1.00	1	08/25/09 19:24	SW846 8260B	9083552
1,2,3-Trichloropropane	ND		ug/L	1.00	1	08/25/09 19:24	SW846 8260B	9083552
1,3,5-Trimethylbenzene	ND		ug/L	1.00	1	08/25/09 19:24	SW846 8260B	9083552
1,2,4-Trimethylbenzene	ND		ug/L	1.00	1	08/25/09 19:24	SW846 8260B	9083552
Vinyl chloride	ND		ug/L	1.00	1	08/25/09 19:24	SW846 8260B	9083552
Xylenes, total	ND		ug/L	3.00	1	08/25/09 19:24	SW846 8260B	9083552
Surr: 1,2-Dichloroethane-d4 (63-140%)	*97 %*					*08/25/09 19:24*	*SW846 8260B*	*9083552*
Surr: Dibromofluoromethane (73-131%)	*94 %*					*08/25/09 19:24*	*SW846 8260B*	*9083552*
Surr: Toluene-d8 (80-120%)	*90 %*					*08/25/09 19:24*	*SW846 8260B*	*9083552*
Surr: 4-Bromofluorobenzene (79-125%)	*99 %*					*08/25/09 19:24*	*SW846 8260B*	*9083552*

Client	Kleinfelder Albuquerque - Exxon	Work Order:	NSH1924
	8300 Jefferson NE Suite B	Project Name:	Exxon Gladiola Station
	Albuquerque, NM 87120	Project Number:	Gladiola Station - Lea County, NM
Attn	David Mazzanti	Received:	08/21/09 08:00

ANALYTICAL REPORT

Analyte	Result	Flag	Units	MRL	Dilution Factor	Analysis Date/Time	Method	Batch
Sample ID: NSH1924-29 (Trip Blank - Water) Sampled: 08/19/09 00:01								
Volatile Organic Compounds by EPA Method 8260B								
Acetone	ND		ug/L	50.0	1	08/25/09 19:51	SW846 8260B	9083552
Benzene	ND		ug/L	1.00	1	08/25/09 19:51	SW846 8260B	9083552
Bromobenzene	ND		ug/L	1.00	1	08/25/09 19:51	SW846 8260B	9083552
Bromochloromethane	ND		ug/L	1.00	1	08/25/09 19:51	SW846 8260B	9083552
Bromodichloromethane	ND		ug/L	1.00	1	08/25/09 19:51	SW846 8260B	9083552
Bromoform	ND		ug/L	1.00	1	08/25/09 19:51	SW846 8260B	9083552
Bromomethane	ND		ug/L	1.00	1	08/25/09 19:51	SW846 8260B	9083552
2-Butanone	ND		ug/L	50.0	1	08/25/09 19:51	SW846 8260B	9083552
sec-Butylbenzene	ND		ug/L	1.00	1	08/25/09 19:51	SW846 8260B	9083552
n-Butylbenzene	ND		ug/L	1.00	1	08/25/09 19:51	SW846 8260B	9083552
tert-Butylbenzene	ND		ug/L	1.00	1	08/25/09 19:51	SW846 8260B	9083552
Carbon disulfide	ND		ug/L	1.00	1	08/25/09 19:51	SW846 8260B	9083552
Carbon Tetrachloride	ND		ug/L	1.00	1	08/25/09 19:51	SW846 8260B	9083552
Chlorobenzene	ND		ug/L	1.00	1	08/25/09 19:51	SW846 8260B	9083552
Chlorodibromomethane	ND		ug/L	1.00	1	08/25/09 19:51	SW846 8260B	9083552
Chloroethane	ND		ug/L	1.00	1	08/25/09 19:51	SW846 8260B	9083552
Chloroform	ND		ug/L	1.00	1	08/25/09 19:51	SW846 8260B	9083552
Chloromethane	ND		ug/L	1.00	1	08/25/09 19:51	SW846 8260B	9083552
2-Chlorotoluene	ND		ug/L	1.00	1	08/25/09 19:51	SW846 8260B	9083552
4-Chlorotoluene	ND		ug/L	1.00	1	08/25/09 19:51	SW846 8260B	9083552
1,2-Dibromo-3-chloropropane	ND		ug/L	5.00	1	08/25/09 19:51	SW846 8260B	9083552
1,2-Dibromoethane (EDB)	ND		ug/L	1.00	1	08/25/09 19:51	SW846 8260B	9083552
Dibromomethane	ND		ug/L	1.00	1	08/25/09 19:51	SW846 8260B	9083552
1,4-Dichlorobenzene	ND		ug/L	1.00	1	08/25/09 19:51	SW846 8260B	9083552
1,3-Dichlorobenzene	ND		ug/L	1.00	1	08/25/09 19:51	SW846 8260B	9083552
1,2-Dichlorobenzene	ND		ug/L	1.00	1	08/25/09 19:51	SW846 8260B	9083552
Dichlorodifluoromethane	ND		ug/L	1.00	1	08/25/09 19:51	SW846 8260B	9083552
1,1-Dichloroethane	ND		ug/L	1.00	1	08/25/09 19:51	SW846 8260B	9083552
1,2-Dichloroethane	ND		ug/L	1.00	1	08/25/09 19:51	SW846 8260B	9083552
cis-1,2-Dichloroethene	ND		ug/L	1.00	1	08/25/09 19:51	SW846 8260B	9083552
1,1-Dichloroethene	ND		ug/L	1.00	1	08/25/09 19:51	SW846 8260B	9083552
trans-1,2-Dichloroethene	ND		ug/L	1.00	1	08/25/09 19:51	SW846 8260B	9083552
1,3-Dichloropropane	ND		ug/L	1.00	1	08/25/09 19:51	SW846 8260B	9083552
1,2-Dichloropropane	ND		ug/L	1.00	1	08/25/09 19:51	SW846 8260B	9083552
2,2-Dichloropropane	ND		ug/L	1.00	1	08/25/09 19:51	SW846 8260B	9083552
cis-1,3-Dichloropropene	ND		ug/L	1.00	1	08/25/09 19:51	SW846 8260B	9083552
trans-1,3-Dichloropropene	ND		ug/L	1.00	1	08/25/09 19:51	SW846 8260B	9083552
1,1-Dichloropropene	ND		ug/L	1.00	1	08/25/09 19:51	SW846 8260B	9083552
Ethylbenzene	ND		ug/L	1.00	1	08/25/09 19:51	SW846 8260B	9083552
Hexachlorobutadiene	ND		ug/L	1.00	1	08/25/09 19:51	SW846 8260B	9083552
2-Hexanone	ND		ug/L	50.0	1	08/25/09 19:51	SW846 8260B	9083552
Isopropylbenzene	ND		ug/L	1.00	1	08/25/09 19:51	SW846 8260B	9083552
p-Isopropyltoluene	ND		ug/L	1.00	1	08/25/09 19:51	SW846 8260B	9083552

TestAmerica
THE LEADER IN ENVIRONMENTAL TESTING
2960 Foster Creighton Road Nashville, TN 37204 * 800-765-0980 * Fax 615-726-3404

Client	Kleinfelder Albuquerque - Exxon	Work Order:	NSH1924
	8300 Jefferson NE Suite B	Project Name:	Exxon Gladiola Station
	Albuquerque, NM 87120	Project Number:	Gladiola Station - Lea County, NM
Attn	David Mazzanti	Received:	08/21/09 08:00

ANALYTICAL REPORT

Analyte	Result	Flag	Units	MRL	Dilution Factor	Analysis Date/Time	Method	Batch
Sample ID: NSH1924-29 (Trip Blank - Water) - cont. Sampled: 08/19/09 00:01								
Volatile Organic Compounds by EPA Method 8260B - cont.								
Methyl tert-Butyl Ether	ND		ug/L	1.00	1	08/25/09 19:51	SW846 8260B	9083552
Methylene Chloride	ND		ug/L	5.00	1	08/25/09 19:51	SW846 8260B	9083552
4-Methyl-2-pentanone	ND		ug/L	10.0	1	08/25/09 19:51	SW846 8260B	9083552
Naphthalene	ND		ug/L	5.00	1	08/25/09 19:51	SW846 8260B	9083552
n-Propylbenzene	ND		ug/L	1.00	1	08/25/09 19:51	SW846 8260B	9083552
Styrene	ND		ug/L	1.00	1	08/25/09 19:51	SW846 8260B	9083552
1,1,1,2-Tetrachloroethane	ND		ug/L	1.00	1	08/25/09 19:51	SW846 8260B	9083552
1,1,2,2-Tetrachloroethane	ND		ug/L	1.00	1	08/25/09 19:51	SW846 8260B	9083552
Tetrachloroethene	ND		ug/L	1.00	1	08/25/09 19:51	SW846 8260B	9083552
Toluene	ND		ug/L	1.00	1	08/25/09 19:51	SW846 8260B	9083552
1,2,3-Trichlorobenzene	ND		ug/L	1.00	1	08/25/09 19:51	SW846 8260B	9083552
1,2,4-Trichlorobenzene	ND		ug/L	1.00	1	08/25/09 19:51	SW846 8260B	9083552
1,1,2-Trichloroethane	ND		ug/L	1.00	1	08/25/09 19:51	SW846 8260B	9083552
1,1,1-Trichloroethane	ND		ug/L	1.00	1	08/25/09 19:51	SW846 8260B	9083552
Trichloroethene	ND		ug/L	1.00	1	08/25/09 19:51	SW846 8260B	9083552
Trichlorofluoromethane	ND		ug/L	1.00	1	08/25/09 19:51	SW846 8260B	9083552
1,2,3-Trichloropropane	ND		ug/L	1.00	1	08/25/09 19:51	SW846 8260B	9083552
1,3,5-Trimethylbenzene	ND		ug/L	1.00	1	08/25/09 19:51	SW846 8260B	9083552
1,2,4-Trimethylbenzene	ND		ug/L	1.00	1	08/25/09 19:51	SW846 8260B	9083552
Vinyl chloride	ND		ug/L	1.00	1	08/25/09 19:51	SW846 8260B	9083552
Xylenes, total	ND		ug/L	3.00	1	08/25/09 19:51	SW846 8260B	9083552
Surr: 1,2-Dichloroethane-d4 (63-140%)	*96 %*					*08/25/09 19:51*	*SW846 8260B*	*9083552*
Surr: Dibromofluoromethane (73-131%)	*98 %*					*08/25/09 19:51*	*SW846 8260B*	*9083552*
Surr: Toluene-d8 (80-120%)	*93 %*					*08/25/09 19:51*	*SW846 8260B*	*9083552*
Surr: 4-Bromofluorobenzene (79-125%)	*100 %*					*08/25/09 19:51*	*SW846 8260B*	*9083552*

Client	Kleinfelder Albuquerque - Exxon 8300 Jefferson NE Suite B Albuquerque, NM 87120	Work Order:	NSH1924
		Project Name:	Exxon Gladiola Station
		Project Number:	Gladiola Station - Lea County, NM
Attn	David Mazzanti	Received:	08/21/09 08:00

SAMPLE EXTRACTION DATA

Parameter	Batch	Lab Number	Wt/Vol Extracted	Extracted Vol	Date	Analyst	Extraction Method
Dissolved Mercury by EPA Methods 7470A/7471A							
SW846 7470A	9083733	NSH1924-01	30.00	30.00	08/27/09 11:35	KKK	EPA 7470
SW846 7470A	9083733	NSH1924-02	30.00	30.00	08/27/09 11:35	KKK	EPA 7470
SW846 7470A	9083733	NSH1924-03	30.00	30.00	08/27/09 11:35	KKK	EPA 7470
SW846 7470A	9083733	NSH1924-04	30.00	30.00	08/27/09 11:35	KKK	EPA 7470
SW846 7470A	9083733	NSH1924-05	30.00	30.00	08/27/09 11:35	KKK	EPA 7470
SW846 7470A	9083733	NSH1924-06	30.00	30.00	08/27/09 11:35	KKK	EPA 7470
SW846 7470A	9083733	NSH1924-07	30.00	30.00	08/27/09 11:35	KKK	EPA 7470
SW846 7470A	9083733	NSH1924-08	30.00	30.00	08/27/09 11:35	KKK	EPA 7470
SW846 7470A	9083733	NSH1924-09	30.00	30.00	08/27/09 11:35	KKK	EPA 7470
SW846 7470A	9083733	NSH1924-10	30.00	30.00	08/27/09 11:35	KKK	EPA 7470
SW846 7470A	9083733	NSH1924-11	30.00	30.00	08/27/09 11:35	KKK	EPA 7470
SW846 7470A	9083733	NSH1924-12	30.00	30.00	08/27/09 11:35	KKK	EPA 7470
SW846 7470A	9083733	NSH1924-13	30.00	30.00	08/27/09 11:35	KKK	EPA 7470
SW846 7470A	9083733	NSH1924-14	30.00	30.00	08/27/09 11:35	KKK	EPA 7470
SW846 7470A	9083733	NSH1924-15	30.00	30.00	08/27/09 11:35	KKK	EPA 7470
SW846 7470A	9083733	NSH1924-16	30.00	30.00	08/27/09 11:35	KKK	EPA 7470
SW846 7470A	9083733	NSH1924-17	30.00	30.00	08/27/09 11:35	KKK	EPA 7470
SW846 7470A	9083733	NSH1924-18	30.00	30.00	08/27/09 11:35	KKK	EPA 7470
SW846 7470A	9083733	NSH1924-19	30.00	30.00	08/27/09 11:35	KKK	EPA 7470
SW846 7470A	9083733	NSH1924-20	30.00	30.00	08/27/09 11:35	KKK	EPA 7470
SW846 7470A	9083740	NSH1924-21	30.00	30.00	08/26/09 11:10	KKK	EPA 7470
SW846 7470A	9083740	NSH1924-22	30.00	30.00	08/26/09 11:10	KKK	EPA 7470
Dissolved Metals by EPA Method 6010B							
SW846 6010B	9083700	NSH1924-01	50.00	50.00	08/25/09 11:10	BTS	EPA 3010A / 6010 D
SW846 6010B	9083700	NSH1924-01	50.00	50.00	08/25/09 11:10	BTS	EPA 3010A / 6010 D
SW846 6010B	9083700	NSH1924-01	50.00	50.00	08/25/09 11:10	BTS	EPA 3010A / 6010 D
SW846 6010B	9083700	NSH1924-01	50.00	50.00	08/25/09 11:10	BTS	EPA 3010A / 6010 D
SW846 6010B	9083700	NSH1924-01	50.00	50.00	08/25/09 11:10	BTS	EPA 3010A / 6010 D
SW846 6010B	9083700	NSH1924-01	50.00	50.00	08/25/09 11:10	BTS	EPA 3010A / 6010 D
SW846 6010B	9083700	NSH1924-01	50.00	50.00	08/25/09 11:10	BTS	EPA 3010A / 6010 D
SW846 6010B	9083700	NSH1924-02	50.00	50.00	08/25/09 11:10	BTS	EPA 3010A / 6010 D
SW846 6010B	9083700	NSH1924-02	50.00	50.00	08/25/09 11:10	BTS	EPA 3010A / 6010 D
SW846 6010B	9083700	NSH1924-02	50.00	50.00	08/25/09 11:10	BTS	EPA 3010A / 6010 D
SW846 6010B	9083700	NSH1924-02	50.00	50.00	08/25/09 11:10	BTS	EPA 3010A / 6010 D
SW846 6010B	9083700	NSH1924-02	50.00	50.00	08/25/09 11:10	BTS	EPA 3010A / 6010 D
SW846 6010B	9083700	NSH1924-02	50.00	50.00	08/25/09 11:10	BTS	EPA 3010A / 6010 D
SW846 6010B	9083700	NSH1924-02	50.00	50.00	08/25/09 11:10	BTS	EPA 3010A / 6010 D
SW846 6010B	9083700	NSH1924-03	50.00	50.00	08/25/09 11:10	BTS	EPA 3010A / 6010 D
SW846 6010B	9083700	NSH1924-03	50.00	50.00	08/25/09 11:10	BTS	EPA 3010A / 6010 D
SW846 6010B	9083700	NSH1924-03	50.00	50.00	08/25/09 11:10	BTS	EPA 3010A / 6010 D
SW846 6010B	9083700	NSH1924-03	50.00	50.00	08/25/09 11:10	BTS	EPA 3010A / 6010 D
SW846 6010B	9083700	NSH1924-03	50.00	50.00	08/25/09 11:10	BTS	EPA 3010A / 6010 D
SW846 6010B	9083700	NSH1924-03	50.00	50.00	08/25/09 11:10	BTS	EPA 3010A / 6010 D
SW846 6010B	9083700	NSH1924-03	50.00	50.00	08/25/09 11:10	BTS	EPA 3010A / 6010 D

Client	Kleinfelder Albuquerque - Exxon 8300 Jefferson NE Suite B Albuquerque, NM 87120	Work Order:	NSH1924
		Project Name:	Exxon Gladiola Station
		Project Number:	Gladiola Station - Lea County, NM
Attn	David Mazzanti	Received:	08/21/09 08:00

SAMPLE EXTRACTION DATA

Parameter	Batch	Lab Number	Wt/Vol Extracted	Extracted Vol	Date	Analyst	Extraction Method
SW846 6010B	9083700	NSH1924-04	50.00	50.00	08/25/09 11:10	BTS	EPA 3010A / 6010 D
SW846 6010B	9083700	NSH1924-04	50.00	50.00	08/25/09 11:10	BTS	EPA 3010A / 6010 D
SW846 6010B	9083700	NSH1924-04	50.00	50.00	08/25/09 11:10	BTS	EPA 3010A / 6010 D
SW846 6010B	9083700	NSH1924-04	50.00	50.00	08/25/09 11:10	BTS	EPA 3010A / 6010 D
SW846 6010B	9083700	NSH1924-04	50.00	50.00	08/25/09 11:10	BTS	EPA 3010A / 6010 D
SW846 6010B	9083700	NSH1924-04	50.00	50.00	08/25/09 11:10	BTS	EPA 3010A / 6010 D
SW846 6010B	9083700	NSH1924-04	50.00	50.00	08/25/09 11:10	BTS	EPA 3010A / 6010 D
SW846 6010B	9083700	NSH1924-05	50.00	50.00	08/25/09 11:10	BTS	EPA 3010A / 6010 D
SW846 6010B	9083700	NSH1924-05	50.00	50.00	08/25/09 11:10	BTS	EPA 3010A / 6010 D
SW846 6010B	9083700	NSH1924-05	50.00	50.00	08/25/09 11:10	BTS	EPA 3010A / 6010 D
SW846 6010B	9083700	NSH1924-05	50.00	50.00	08/25/09 11:10	BTS	EPA 3010A / 6010 D
SW846 6010B	9083700	NSH1924-05	50.00	50.00	08/25/09 11:10	BTS	EPA 3010A / 6010 D
SW846 6010B	9083700	NSH1924-05	50.00	50.00	08/25/09 11:10	BTS	EPA 3010A / 6010 D
SW846 6010B	9083700	NSH1924-05	50.00	50.00	08/25/09 11:10	BTS	EPA 3010A / 6010 D
SW846 6010B	9083700	NSH1924-06	50.00	50.00	08/25/09 11:10	BTS	EPA 3010A / 6010 D
SW846 6010B	9083700	NSH1924-06	50.00	50.00	08/25/09 11:10	BTS	EPA 3010A / 6010 D
SW846 6010B	9083700	NSH1924-06	50.00	50.00	08/25/09 11:10	BTS	EPA 3010A / 6010 D
SW846 6010B	9083700	NSH1924-06	50.00	50.00	08/25/09 11:10	BTS	EPA 3010A / 6010 D
SW846 6010B	9083700	NSH1924-06	50.00	50.00	08/25/09 11:10	BTS	EPA 3010A / 6010 D
SW846 6010B	9083700	NSH1924-06	50.00	50.00	08/25/09 11:10	BTS	EPA 3010A / 6010 D
SW846 6010B	9083700	NSH1924-06	50.00	50.00	08/25/09 11:10	BTS	EPA 3010A / 6010 D
SW846 6010B	9083700	NSH1924-07	50.00	50.00	08/25/09 11:10	BTS	EPA 3010A / 6010 D
SW846 6010B	9083700	NSH1924-07	50.00	50.00	08/25/09 11:10	BTS	EPA 3010A / 6010 D
SW846 6010B	9083700	NSH1924-07	50.00	50.00	08/25/09 11:10	BTS	EPA 3010A / 6010 D
SW846 6010B	9083700	NSH1924-07	50.00	50.00	08/25/09 11:10	BTS	EPA 3010A / 6010 D
SW846 6010B	9083700	NSH1924-07	50.00	50.00	08/25/09 11:10	BTS	EPA 3010A / 6010 D
SW846 6010B	9083700	NSH1924-07	50.00	50.00	08/25/09 11:10	BTS	EPA 3010A / 6010 D
SW846 6010B	9083700	NSH1924-07	50.00	50.00	08/25/09 11:10	BTS	EPA 3010A / 6010 D
SW846 6010B	9083700	NSH1924-08	50.00	50.00	08/25/09 11:10	BTS	EPA 3010A / 6010 D
SW846 6010B	9083700	NSH1924-08	50.00	50.00	08/25/09 11:10	BTS	EPA 3010A / 6010 D
SW846 6010B	9083700	NSH1924-08	50.00	50.00	08/25/09 11:10	BTS	EPA 3010A / 6010 D
SW846 6010B	9083700	NSH1924-08	50.00	50.00	08/25/09 11:10	BTS	EPA 3010A / 6010 D
SW846 6010B	9083700	NSH1924-08	50.00	50.00	08/25/09 11:10	BTS	EPA 3010A / 6010 D
SW846 6010B	9083700	NSH1924-08	50.00	50.00	08/25/09 11:10	BTS	EPA 3010A / 6010 D
SW846 6010B	9083700	NSH1924-08	50.00	50.00	08/25/09 11:10	BTS	EPA 3010A / 6010 D
SW846 6010B	9083700	NSH1924-09	50.00	50.00	08/25/09 11:10	BTS	EPA 3010A / 6010 D
SW846 6010B	9083700	NSH1924-09	50.00	50.00	08/25/09 11:10	BTS	EPA 3010A / 6010 D
SW846 6010B	9083700	NSH1924-09	50.00	50.00	08/25/09 11:10	BTS	EPA 3010A / 6010 D
SW846 6010B	9083700	NSH1924-09	50.00	50.00	08/25/09 11:10	BTS	EPA 3010A / 6010 D
SW846 6010B	9083700	NSH1924-09	50.00	50.00	08/25/09 11:10	BTS	EPA 3010A / 6010 D
SW846 6010B	9083700	NSH1924-09	50.00	50.00	08/25/09 11:10	BTS	EPA 3010A / 6010 D
SW846 6010B	9083700	NSH1924-09	50.00	50.00	08/25/09 11:10	BTS	EPA 3010A / 6010 D
SW846 6010B	9083700	NSH1924-10	50.00	50.00	08/25/09 11:10	BTS	EPA 3010A / 6010 D
SW846 6010B	9083700	NSH1924-10	50.00	50.00	08/25/09 11:10	BTS	EPA 3010A / 6010 D
SW846 6010B	9083700	NSH1924-10	50.00	50.00	08/25/09 11:10	BTS	EPA 3010A / 6010 D

Client	Kleinfelder Albuquerque - Exxon 8300 Jefferson NE Suite B Albuquerque, NM 87120	Work Order:	NSH1924
		Project Name:	Exxon Gladiola Station
		Project Number:	Gladiola Station - Lea County, NM
Attn	David Mazzanti	Received:	08/21/09 08:00

SAMPLE EXTRACTION DATA

Parameter	Batch	Lab Number	Wt/Vol Extracted	Extracted Vol	Date	Analyst	Extraction Method
SW846 6010B	9083700	NSH1924-10	50.00	50.00	08/25/09 11:10	BTS	EPA 3010A / 6010 D
SW846 6010B	9083700	NSH1924-10	50.00	50.00	08/25/09 11:10	BTS	EPA 3010A / 6010 D
SW846 6010B	9083700	NSH1924-10	50.00	50.00	08/25/09 11:10	BTS	EPA 3010A / 6010 D
SW846 6010B	9083700	NSH1924-10	50.00	50.00	08/25/09 11:10	BTS	EPA 3010A / 6010 D
SW846 6010B	9083700	NSH1924-11	50.00	50.00	08/25/09 11:10	BTS	EPA 3010A / 6010 D
SW846 6010B	9083700	NSH1924-11	50.00	50.00	08/25/09 11:10	BTS	EPA 3010A / 6010 D
SW846 6010B	9083700	NSH1924-11	50.00	50.00	08/25/09 11:10	BTS	EPA 3010A / 6010 D
SW846 6010B	9083700	NSH1924-11	50.00	50.00	08/25/09 11:10	BTS	EPA 3010A / 6010 D
SW846 6010B	9083700	NSH1924-11	50.00	50.00	08/25/09 11:10	BTS	EPA 3010A / 6010 D
SW846 6010B	9083700	NSH1924-11	50.00	50.00	08/25/09 11:10	BTS	EPA 3010A / 6010 D
SW846 6010B	9083700	NSH1924-11	50.00	50.00	08/25/09 11:10	BTS	EPA 3010A / 6010 D
SW846 6010B	9083700	NSH1924-12	50.00	50.00	08/25/09 11:10	BTS	EPA 3010A / 6010 D
SW846 6010B	9083700	NSH1924-12	50.00	50.00	08/25/09 11:10	BTS	EPA 3010A / 6010 D
SW846 6010B	9083700	NSH1924-12	50.00	50.00	08/25/09 11:10	BTS	EPA 3010A / 6010 D
SW846 6010B	9083700	NSH1924-12	50.00	50.00	08/25/09 11:10	BTS	EPA 3010A / 6010 D
SW846 6010B	9083700	NSH1924-12	50.00	50.00	08/25/09 11:10	BTS	EPA 3010A / 6010 D
SW846 6010B	9083700	NSH1924-12	50.00	50.00	08/25/09 11:10	BTS	EPA 3010A / 6010 D
SW846 6010B	9083700	NSH1924-12	50.00	50.00	08/25/09 11:10	BTS	EPA 3010A / 6010 D
SW846 6010B	9083700	NSH1924-13	50.00	50.00	08/25/09 11:10	BTS	EPA 3010A / 6010 D
SW846 6010B	9083700	NSH1924-13	50.00	50.00	08/25/09 11:10	BTS	EPA 3010A / 6010 D
SW846 6010B	9083700	NSH1924-13	50.00	50.00	08/25/09 11:10	BTS	EPA 3010A / 6010 D
SW846 6010B	9083700	NSH1924-13	50.00	50.00	08/25/09 11:10	BTS	EPA 3010A / 6010 D
SW846 6010B	9083700	NSH1924-13	50.00	50.00	08/25/09 11:10	BTS	EPA 3010A / 6010 D
SW846 6010B	9083700	NSH1924-13	50.00	50.00	08/25/09 11:10	BTS	EPA 3010A / 6010 D
SW846 6010B	9083700	NSH1924-13	50.00	50.00	08/25/09 11:10	BTS	EPA 3010A / 6010 D
SW846 6010B	9083700	NSH1924-14	50.00	50.00	08/25/09 11:10	BTS	EPA 3010A / 6010 D
SW846 6010B	9083700	NSH1924-14	50.00	50.00	08/25/09 11:10	BTS	EPA 3010A / 6010 D
SW846 6010B	9083700	NSH1924-14	50.00	50.00	08/25/09 11:10	BTS	EPA 3010A / 6010 D
SW846 6010B	9083700	NSH1924-14	50.00	50.00	08/25/09 11:10	BTS	EPA 3010A / 6010 D
SW846 6010B	9083700	NSH1924-14	50.00	50.00	08/25/09 11:10	BTS	EPA 3010A / 6010 D
SW846 6010B	9083700	NSH1924-14	50.00	50.00	08/25/09 11:10	BTS	EPA 3010A / 6010 D
SW846 6010B	9083700	NSH1924-14	50.00	50.00	08/25/09 11:10	BTS	EPA 3010A / 6010 D
SW846 6010B	9083700	NSH1924-15	50.00	50.00	08/25/09 11:10	BTS	EPA 3010A / 6010 D
SW846 6010B	9083700	NSH1924-15	50.00	50.00	08/25/09 11:10	BTS	EPA 3010A / 6010 D
SW846 6010B	9083700	NSH1924-15	50.00	50.00	08/25/09 11:10	BTS	EPA 3010A / 6010 D
SW846 6010B	9083700	NSH1924-15	50.00	50.00	08/25/09 11:10	BTS	EPA 3010A / 6010 D
SW846 6010B	9083700	NSH1924-15	50.00	50.00	08/25/09 11:10	BTS	EPA 3010A / 6010 D
SW846 6010B	9083700	NSH1924-15	50.00	50.00	08/25/09 11:10	BTS	EPA 3010A / 6010 D
SW846 6010B	9083700	NSH1924-15	50.00	50.00	08/25/09 11:10	BTS	EPA 3010A / 6010 D
SW846 6010B	9083700	NSH1924-16	50.00	50.00	08/25/09 11:10	BTS	EPA 3010A / 6010 D
SW846 6010B	9083700	NSH1924-16	50.00	50.00	08/25/09 11:10	BTS	EPA 3010A / 6010 D
SW846 6010B	9083700	NSH1924-16	50.00	50.00	08/25/09 11:10	BTS	EPA 3010A / 6010 D
SW846 6010B	9083700	NSH1924-16	50.00	50.00	08/25/09 11:10	BTS	EPA 3010A / 6010 D
SW846 6010B	9083700	NSH1924-16	50.00	50.00	08/25/09 11:10	BTS	EPA 3010A / 6010 D
SW846 6010B	9083700	NSH1924-16	50.00	50.00	08/25/09 11:10	BTS	EPA 3010A / 6010 D

Client	Kleinfelder Albuquerque - Exxon	Work Order:	NSH1924
	8300 Jefferson NE Suite B	Project Name:	Exxon Gladiola Station
	Albuquerque, NM 87120	Project Number:	Gladiola Station - Lea County, NM
Attn	David Mazzanti	Received:	08/21/09 08:00

SAMPLE EXTRACTION DATA

Parameter	Batch	Lab Number	Wt/Vol Extracted	Extracted Vol	Date	Analyst	Extraction Method
SW846 6010B	9083700	NSH1924-16	50.00	50.00	08/25/09 11:10	BTS	EPA 3010A / 6010 D
SW846 6010B	9083700	NSH1924-17	50.00	50.00	08/25/09 11:10	BTS	EPA 3010A / 6010 D
SW846 6010B	9083700	NSH1924-17	50.00	50.00	08/25/09 11:10	BTS	EPA 3010A / 6010 D
SW846 6010B	9083700	NSH1924-17	50.00	50.00	08/25/09 11:10	BTS	EPA 3010A / 6010 D
SW846 6010B	9083700	NSH1924-17	50.00	50.00	08/25/09 11:10	BTS	EPA 3010A / 6010 D
SW846 6010B	9083700	NSH1924-17	50.00	50.00	08/25/09 11:10	BTS	EPA 3010A / 6010 D
SW846 6010B	9083700	NSH1924-17	50.00	50.00	08/25/09 11:10	BTS	EPA 3010A / 6010 D
SW846 6010B	9083700	NSH1924-17	50.00	50.00	08/25/09 11:10	BTS	EPA 3010A / 6010 D
SW846 6010B	9083700	NSH1924-18	50.00	50.00	08/25/09 11:10	BTS	EPA 3010A / 6010 D
SW846 6010B	9083700	NSH1924-18	50.00	50.00	08/25/09 11:10	BTS	EPA 3010A / 6010 D
SW846 6010B	9083700	NSH1924-18	50.00	50.00	08/25/09 11:10	BTS	EPA 3010A / 6010 D
SW846 6010B	9083700	NSH1924-18	50.00	50.00	08/25/09 11:10	BTS	EPA 3010A / 6010 D
SW846 6010B	9083700	NSH1924-18	50.00	50.00	08/25/09 11:10	BTS	EPA 3010A / 6010 D
SW846 6010B	9083700	NSH1924-18	50.00	50.00	08/25/09 11:10	BTS	EPA 3010A / 6010 D
SW846 6010B	9083700	NSH1924-18	50.00	50.00	08/25/09 11:10	BTS	EPA 3010A / 6010 D
SW846 6010B	9083700	NSH1924-19	50.00	50.00	08/25/09 11:10	BTS	EPA 3010A / 6010 D
SW846 6010B	9083700	NSH1924-19	50.00	50.00	08/25/09 11:10	BTS	EPA 3010A / 6010 D
SW846 6010B	9083700	NSH1924-19	50.00	50.00	08/25/09 11:10	BTS	EPA 3010A / 6010 D
SW846 6010B	9083700	NSH1924-19	50.00	50.00	08/25/09 11:10	BTS	EPA 3010A / 6010 D
SW846 6010B	9083700	NSH1924-19	50.00	50.00	08/25/09 11:10	BTS	EPA 3010A / 6010 D
SW846 6010B	9083700	NSH1924-19	50.00	50.00	08/25/09 11:10	BTS	EPA 3010A / 6010 D
SW846 6010B	9083700	NSH1924-19	50.00	50.00	08/25/09 11:10	BTS	EPA 3010A / 6010 D
SW846 6010B	9083700	NSH1924-20	50.00	50.00	08/25/09 11:10	BTS	EPA 3010A / 6010 D
SW846 6010B	9083700	NSH1924-20	50.00	50.00	08/25/09 11:10	BTS	EPA 3010A / 6010 D
SW846 6010B	9083700	NSH1924-20	50.00	50.00	08/25/09 11:10	BTS	EPA 3010A / 6010 D
SW846 6010B	9083700	NSH1924-20	50.00	50.00	08/25/09 11:10	BTS	EPA 3010A / 6010 D
SW846 6010B	9083700	NSH1924-20	50.00	50.00	08/25/09 11:10	BTS	EPA 3010A / 6010 D
SW846 6010B	9083700	NSH1924-20	50.00	50.00	08/25/09 11:10	BTS	EPA 3010A / 6010 D
SW846 6010B	9083700	NSH1924-20	50.00	50.00	08/25/09 11:10	BTS	EPA 3010A / 6010 D
SW846 6010B	9083701	NSH1924-21	50.00	50.00	08/25/09 13:00	BTS	EPA 3010A / 6010 D
SW846 6010B	9083701	NSH1924-21	50.00	50.00	08/25/09 13:00	BTS	EPA 3010A / 6010 D
SW846 6010B	9083701	NSH1924-21	50.00	50.00	08/25/09 13:00	BTS	EPA 3010A / 6010 D
SW846 6010B	9083701	NSH1924-21	50.00	50.00	08/25/09 13:00	BTS	EPA 3010A / 6010 D
SW846 6010B	9083701	NSH1924-21	50.00	50.00	08/25/09 13:00	BTS	EPA 3010A / 6010 D
SW846 6010B	9083701	NSH1924-21	50.00	50.00	08/25/09 13:00	BTS	EPA 3010A / 6010 D
SW846 6010B	9083701	NSH1924-21	50.00	50.00	08/25/09 13:00	BTS	EPA 3010A / 6010 D
SW846 6010B	9083701	NSH1924-22	50.00	50.00	08/25/09 13:00	BTS	EPA 3010A / 6010 D
SW846 6010B	9083701	NSH1924-22	50.00	50.00	08/25/09 13:00	BTS	EPA 3010A / 6010 D
SW846 6010B	9083701	NSH1924-22	50.00	50.00	08/25/09 13:00	BTS	EPA 3010A / 6010 D
SW846 6010B	9083701	NSH1924-22	50.00	50.00	08/25/09 13:00	BTS	EPA 3010A / 6010 D
SW846 6010B	9083701	NSH1924-22	50.00	50.00	08/25/09 13:00	BTS	EPA 3010A / 6010 D
SW846 6010B	9083701	NSH1924-22	50.00	50.00	08/25/09 13:00	BTS	EPA 3010A / 6010 D
SW846 6010B	9083701	NSH1924-22	50.00	50.00	08/25/09 13:00	BTS	EPA 3010A / 6010 D
Polynuclear Aromatic Compounds by EPA Method 8310							
SW846 8310	9083684	NSH1924-01	1000.00	1.00	08/25/09 10:35	MAH	EPA 3510C

TestAmerica
THE LEADER IN ENVIRONMENTAL TESTING
2960 Foster Creighton Road Nashville, TN 37204 * 800-765-0980 * Fax 615-726-3404

Client	Kleinfelder Albuquerque - Exxon	Work Order:	NSH1924
	8300 Jefferson NE Suite B	Project Name:	Exxon Gladiola Station
	Albuquerque, NM 87120	Project Number:	Gladiola Station - Lea County, NM
Attn	David Mazzanti	Received:	08/21/09 08:00

SAMPLE EXTRACTION DATA

Parameter	Batch	Lab Number	Wt/Vol Extracted	Extracted Vol	Date	Analyst	Extraction Method
SW846 8310	9083684	NSH1924-01RE1	1000.00	1.00	08/25/09 10:35	MAH	EPA 3510C
SW846 8310	9083684	NSH1924-01RE2	1000.00	1.00	08/25/09 10:35	MAH	EPA 3510C
SW846 8310	9083684	NSH1924-01RE3	1000.00	1.00	08/25/09 10:35	MAH	EPA 3510C
SW846 8310	9083684	NSH1924-02	975.00	5.00	08/25/09 10:35	MAH	EPA 3510C
SW846 8310	9083684	NSH1924-02RE1	975.00	5.00	08/25/09 10:35	MAH	EPA 3510C
SW846 8310	9083684	NSH1924-02RE2	975.00	5.00	08/25/09 10:35	MAH	EPA 3510C
SW846 8310	9083684	NSH1924-02RE3	975.00	5.00	08/25/09 10:35	MAH	EPA 3510C
SW846 8310	9083684	NSH1924-03	975.00	1.00	08/25/09 10:35	MAH	EPA 3510C
SW846 8310	9083684	NSH1924-03RE1	975.00	1.00	08/25/09 10:35	MAH	EPA 3510C
SW846 8310	9083684	NSH1924-03RE2	975.00	1.00	08/25/09 10:35	MAH	EPA 3510C
SW846 8310	9083684	NSH1924-04	1030.00	1.00	08/25/09 10:35	MAH	EPA 3510C
SW846 8310	9083684	NSH1924-04RE1	1030.00	1.00	08/25/09 10:35	MAH	EPA 3510C
SW846 8310	9083684	NSH1924-04RE2	1030.00	1.00	08/25/09 10:35	MAH	EPA 3510C
SW846 8310	9083684	NSH1924-05	1030.00	1.00	08/25/09 10:35	MAH	EPA 3510C
SW846 8310	9083684	NSH1924-05RE1	1030.00	1.00	08/25/09 10:35	MAH	EPA 3510C
SW846 8310	9083684	NSH1924-05RE2	1030.00	1.00	08/25/09 10:35	MAH	EPA 3510C
SW846 8310	9083684	NSH1924-06	1000.00	1.00	08/25/09 10:35	MAH	EPA 3510C
SW846 8310	9083684	NSH1924-07	1000.00	1.00	08/25/09 10:35	MAH	EPA 3510C
SW846 8310	9083684	NSH1924-08	975.00	1.00	08/25/09 10:35	MAH	EPA 3510C
SW846 8310	9083684	NSH1924-09	1030.00	1.00	08/25/09 10:35	MAH	EPA 3510C
SW846 8310	9083684	NSH1924-10	1020.00	1.00	08/25/09 10:35	MAH	EPA 3510C
SW846 8310	9083684	NSH1924-11	1000.00	1.00	08/25/09 10:35	MAH	EPA 3510C
SW846 8310	9083684	NSH1924-12	1000.00	1.00	08/25/09 10:35	MAH	EPA 3510C
SW846 8310	9083684	NSH1924-12RE1	1000.00	1.00	08/25/09 10:35	MAH	EPA 3510C
SW846 8310	9083684	NSH1924-12RE2	1000.00	1.00	08/25/09 10:35	MAH	EPA 3510C
SW846 8310	9083684	NSH1924-13	975.00	1.00	08/25/09 10:35	MAH	EPA 3510C
SW846 8310	9083684	NSH1924-13RE1	975.00	1.00	08/25/09 10:35	MAH	EPA 3510C
SW846 8310	9083684	NSH1924-13RE2	975.00	1.00	08/25/09 10:35	MAH	EPA 3510C
SW846 8310	9083684	NSH1924-14	1030.00	1.00	08/25/09 10:35	MAH	EPA 3510C
SW846 8310	9083684	NSH1924-14RE1	1030.00	1.00	08/25/09 10:35	MAH	EPA 3510C
SW846 8310	9083684	NSH1924-15	975.00	1.00	08/25/09 10:35	MAH	EPA 3510C
SW846 8310	9083684	NSH1924-15RE1	975.00	1.00	08/25/09 10:35	MAH	EPA 3510C
SW846 8310	9083684	NSH1924-15RE2	975.00	1.00	08/25/09 10:35	MAH	EPA 3510C
SW846 8310	9083684	NSH1924-15RE3	975.00	1.00	08/25/09 10:35	MAH	EPA 3510C
SW846 8310	9083684	NSH1924-16	975.00	1.00	08/25/09 10:35	MAH	EPA 3510C
SW846 8310	9083684	NSH1924-16RE1	975.00	1.00	08/25/09 10:35	MAH	EPA 3510C
SW846 8310	9083684	NSH1924-17	1000.00	1.00	08/25/09 10:35	MAH	EPA 3510C
SW846 8310	9083684	NSH1924-17RE1	1000.00	1.00	08/25/09 10:35	MAH	EPA 3510C
SW846 8310	9083684	NSH1924-17RE2	1000.00	1.00	08/25/09 10:35	MAH	EPA 3510C
SW846 8310	9083684	NSH1924-17RE3	1000.00	1.00	08/25/09 10:35	MAH	EPA 3510C
SW846 8310	9083684	NSH1924-18	1000.00	1.00	08/25/09 10:35	MAH	EPA 3510C
SW846 8310	9083684	NSH1924-18RE1	1000.00	1.00	08/25/09 10:35	MAH	EPA 3510C
SW846 8310	9083684	NSH1924-18RE2	1000.00	1.00	08/25/09 10:35	MAH	EPA 3510C
SW846 8310	9083684	NSH1924-19	1000.00	1.00	08/25/09 10:35	MAH	EPA 3510C
SW846 8310	9083684	NSH1924-20	1030.00	1.00	08/25/09 10:35	MAH	EPA 3510C

TestAmerica
THE LEADER IN ENVIRONMENTAL TESTING
2960 Foster Creighton Road Nashville, TN 37204 * 800-765-0980 * Fax 615-726-3404

Client	Kleinfelder Albuquerque - Exxon	Work Order:	NSH1924
	8300 Jefferson NE Suite B	Project Name:	Exxon Gladiola Station
	Albuquerque, NM 87120	Project Number:	Gladiola Station - Lea County, NM
Attn	David Mazzanti	Received:	08/21/09 08:00

SAMPLE EXTRACTION DATA

Parameter	Batch	Lab Number	Wt/Vol Extracted	Extracted Vol	Date	Analyst	Extraction Method
SW846 8310	9084051	NSH1924-21	1020.00	1.00	08/26/09 11:30	DMG	EPA 3510C
SW846 8310	9084051	NSH1924-22	1020.00	1.00	08/26/09 11:30	DMG	EPA 3510C
SW846 8310	9084051	NSH1924-22RE1	1020.00	1.00	08/26/09 11:30	DMG	EPA 3510C
SW846 8310	9084051	NSH1924-22RE2	1020.00	1.00	08/26/09 11:30	DMG	EPA 3510C
SW846 8310	9084051	NSH1924-22RE3	1020.00	1.00	08/26/09 11:30	DMG	EPA 3510C

Client	Kleinfelder Albuquerque - Exxon	Work Order:	NSH1924
	8300 Jefferson NE Suite B	Project Name:	Exxon Gladiola Station
	Albuquerque, NM 87120	Project Number:	Gladiola Station - Lea County, NM
Attn	David Mazzanti	Received:	08/21/09 08:00

PROJECT QUALITY CONTROL DATA
Blank

Analyte	Blank Value	Q	Units	Q.C. Batch	Lab Number	Analyzed Date/Time
General Chemistry Parameters						
9083933-BLK1						
Total Dissolved Solids	<5.00		mg/L	9083933	9083933-BLK1	08/25/09 17:16
9084127-BLK1						
Alkalinity, Total (CaCO3)	<5.00		mg/L	9084127	9084127-BLK1	08/26/09 19:33
9084129-BLK1						
Alkalinity, Total (CaCO3)	<5.00		mg/L	9084129	9084129-BLK1	08/26/09 15:45
9084131-BLK1						
Total Dissolved Solids	<5.00		mg/L	9084131	9084131-BLK1	08/26/09 15:50
9090014-BLK1						
Sulfate	<0.110		mg/L	9090014	9090014-BLK1	09/01/09 17:26
Chloride	<0.300		mg/L	9090014	9090014-BLK1	09/01/09 17:26
9090033-BLK1						
Sulfate	<0.110		mg/L	9090033	9090033-BLK1	09/04/09 00:26
Chloride	<0.300		mg/L	9090033	9090033-BLK1	09/04/09 00:26
Dissolved Metals by EPA Method 6010B						
9083700-BLK1						
Arsenic	<0.00360		mg/L	9083700	9083700-BLK1	08/25/09 16:44
Barium	0.00250		mg/L	9083700	9083700-BLK1	08/25/09 16:44
Cadmium	<0.000600		mg/L	9083700	9083700-BLK1	08/25/09 16:44
Chromium	<0.00260		mg/L	9083700	9083700-BLK1	08/25/09 16:44
Lead	<0.00210		mg/L	9083700	9083700-BLK1	08/25/09 16:44
Selenium	<0.00390		mg/L	9083700	9083700-BLK1	08/25/09 16:44
Silver	<0.00280		mg/L	9083700	9083700-BLK1	08/25/09 16:44
9083701-BLK1						
Arsenic	<0.00360		mg/L	9083701	9083701-BLK1	08/25/09 19:00
Barium	<0.00100		mg/L	9083701	9083701-BLK1	08/26/09 10:58
Cadmium	<0.000600		mg/L	9083701	9083701-BLK1	08/25/09 19:00
Chromium	<0.00260		mg/L	9083701	9083701-BLK1	08/25/09 19:00
Lead	<0.00210		mg/L	9083701	9083701-BLK1	08/25/09 19:00
Selenium	<0.00390		mg/L	9083701	9083701-BLK1	08/25/09 19:00
Silver	<0.00280		mg/L	9083701	9083701-BLK1	08/25/09 19:00
Dissolved Mercury by EPA Methods 7470A/7471A						
9083733-BLK1						
Mercury	<0.000100		mg/L	9083733	9083733-BLK1	08/28/09 12:24

Client	Kleinfelder Albuquerque - Exxon	Work Order:	NSH1924
	8300 Jefferson NE Suite B	Project Name:	Exxon Gladiola Station
	Albuquerque, NM 87120	Project Number:	Gladiola Station - Lea County, NM
Attn	David Mazzanti	Received:	08/21/09 08:00

PROJECT QUALITY CONTROL DATA
Blank - Cont.

Analyte	Blank Value	Q	Units	Q.C. Batch	Lab Number	Analyzed Date/Time
Dissolved Mercury by EPA Methods 7470A/7471A						
9083740-BLK1						
Mercury	<0.000100		mg/L	9083740	9083740-BLK1	08/27/09 12:06
Volatile Organic Compounds by EPA Method 8260B						
9083540-BLK1						
Acetone	<25.0		ug/L	9083540	9083540-BLK1	08/23/09 00:40
Benzene	<0.410		ug/L	9083540	9083540-BLK1	08/23/09 00:40
Bromobenzene	<0.360		ug/L	9083540	9083540-BLK1	08/23/09 00:40
Bromochloromethane	<0.470		ug/L	9083540	9083540-BLK1	08/23/09 00:40
Bromodichloromethane	<0.270		ug/L	9083540	9083540-BLK1	08/23/09 00:40
Bromoform	<0.430		ug/L	9083540	9083540-BLK1	08/23/09 00:40
Bromomethane	<0.300		ug/L	9083540	9083540-BLK1	08/23/09 00:40
2-Butanone	<2.10		ug/L	9083540	9083540-BLK1	08/23/09 00:40
sec-Butylbenzene	<0.360		ug/L	9083540	9083540-BLK1	08/23/09 00:40
n-Butylbenzene	<0.310		ug/L	9083540	9083540-BLK1	08/23/09 00:40
tert-Butylbenzene	<0.380		ug/L	9083540	9083540-BLK1	08/23/09 00:40
Carbon disulfide	<0.360		ug/L	9083540	9083540-BLK1	08/23/09 00:40
Carbon Tetrachloride	<0.330		ug/L	9083540	9083540-BLK1	08/23/09 00:40
Chlorobenzene	<0.220		ug/L	9083540	9083540-BLK1	08/23/09 00:40
Chlorodibromomethane	<0.260		ug/L	9083540	9083540-BLK1	08/23/09 00:40
Chloroethane	<0.460		ug/L	9083540	9083540-BLK1	08/23/09 00:40
Chloroform	0.540		ug/L	9083540	9083540-BLK1	08/23/09 00:40
Chloromethane	<0.390		ug/L	9083540	9083540-BLK1	08/23/09 00:40
2-Chlorotoluene	<0.510		ug/L	9083540	9083540-BLK1	08/23/09 00:40
4-Chlorotoluene	<0.510		ug/L	9083540	9083540-BLK1	08/23/09 00:40
1,2-Dibromo-3-chloropropane	<0.860		ug/L	9083540	9083540-BLK1	08/23/09 00:40
1,2-Dibromoethane (EDB)	<0.460		ug/L	9083540	9083540-BLK1	08/23/09 00:40
Dibromomethane	<0.410		ug/L	9083540	9083540-BLK1	08/23/09 00:40
1,4-Dichlorobenzene	<0.430		ug/L	9083540	9083540-BLK1	08/23/09 00:40
1,3-Dichlorobenzene	<0.320		ug/L	9083540	9083540-BLK1	08/23/09 00:40
1,2-Dichlorobenzene	<0.400		ug/L	9083540	9083540-BLK1	08/23/09 00:40
Dichlorodifluoromethane	<0.190		ug/L	9083540	9083540-BLK1	08/23/09 00:40
1,1-Dichloroethane	<0.340		ug/L	9083540	9083540-BLK1	08/23/09 00:40
1,2-Dichloroethane	<0.350		ug/L	9083540	9083540-BLK1	08/23/09 00:40
cis-1,2-Dichloroethene	<0.330		ug/L	9083540	9083540-BLK1	08/23/09 00:40
1,1-Dichloroethene	<0.220		ug/L	9083540	9083540-BLK1	08/23/09 00:40
trans-1,2-Dichloroethene	<0.330		ug/L	9083540	9083540-BLK1	08/23/09 00:40
1,3-Dichloropropane	<0.270		ug/L	9083540	9083540-BLK1	08/23/09 00:40
1,2-Dichloropropane	<0.240		ug/L	9083540	9083540-BLK1	08/23/09 00:40
2,2-Dichloropropane	<0.300		ug/L	9083540	9083540-BLK1	08/23/09 00:40
cis-1,3-Dichloropropene	<0.330		ug/L	9083540	9083540-BLK1	08/23/09 00:40
trans-1,3-Dichloropropene	<0.330		ug/L	9083540	9083540-BLK1	08/23/09 00:40

Client	Kleinfelder Albuquerque - Exxon	Work Order:	NSH1924
	8300 Jefferson NE Suite B	Project Name:	Exxon Gladiola Station
	Albuquerque, NM 87120	Project Number:	Gladiola Station - Lea County, NM
Attn	David Mazzanti	Received:	08/21/09 08:00

PROJECT QUALITY CONTROL DATA
Blank - Cont.

Analyte	Blank Value	Q	Units	Q.C. Batch	Lab Number	Analyzed Date/Time
Volatile Organic Compounds by EPA Method 8260B						
9083540-BLK1						
1,1-Dichloropropene	<0.260		ug/L	9083540	9083540-BLK1	08/23/09 00:40
Ethylbenzene	<0.350		ug/L	9083540	9083540-BLK1	08/23/09 00:40
Hexachlorobutadiene	<0.790		ug/L	9083540	9083540-BLK1	08/23/09 00:40
2-Hexanone	<1.40		ug/L	9083540	9083540-BLK1	08/23/09 00:40
Isopropylbenzene	<0.400		ug/L	9083540	9083540-BLK1	08/23/09 00:40
p-Isopropyltoluene	<0.330		ug/L	9083540	9083540-BLK1	08/23/09 00:40
Methyl tert-Butyl Ether	<0.320		ug/L	9083540	9083540-BLK1	08/23/09 00:40
Methylene Chloride	1.03		ug/L	9083540	9083540-BLK1	08/23/09 00:40
4-Methyl-2-pentanone	<1.40		ug/L	9083540	9083540-BLK1	08/23/09 00:40
Naphthalene	3.49		ug/L	9083540	9083540-BLK1	08/23/09 00:40
n-Propylbenzene	<0.390		ug/L	9083540	9083540-BLK1	08/23/09 00:40
Styrene	<0.260		ug/L	9083540	9083540-BLK1	08/23/09 00:40
1,1,1,2-Tetrachloroethane	<0.200		ug/L	9083540	9083540-BLK1	08/23/09 00:40
1,1,2,2-Tetrachloroethane	<0.360		ug/L	9083540	9083540-BLK1	08/23/09 00:40
Tetrachloroethene	<0.320		ug/L	9083540	9083540-BLK1	08/23/09 00:40
Toluene	<0.350		ug/L	9083540	9083540-BLK1	08/23/09 00:40
1,2,3-Trichlorobenzene	<0.270		ug/L	9083540	9083540-BLK1	08/23/09 00:40
1,2,4-Trichlorobenzene	<0.360		ug/L	9083540	9083540-BLK1	08/23/09 00:40
1,1,2-Trichloroethane	<0.320		ug/L	9083540	9083540-BLK1	08/23/09 00:40
1,1,1-Trichloroethane	<0.190		ug/L	9083540	9083540-BLK1	08/23/09 00:40
Trichloroethene	<0.260		ug/L	9083540	9083540-BLK1	08/23/09 00:40
Trichlorofluoromethane	<0.220		ug/L	9083540	9083540-BLK1	08/23/09 00:40
1,2,3-Trichloropropane	<0.470		ug/L	9083540	9083540-BLK1	08/23/09 00:40
1,3,5-Trimethylbenzene	<0.360		ug/L	9083540	9083540-BLK1	08/23/09 00:40
1,2,4-Trimethylbenzene	<0.320		ug/L	9083540	9083540-BLK1	08/23/09 00:40
Vinyl chloride	<0.220		ug/L	9083540	9083540-BLK1	08/23/09 00:40
Xylenes, total	<0.730		ug/L	9083540	9083540-BLK1	08/23/09 00:40
Surrogate: 1,2-Dichloroethane-d4	94%			9083540	9083540-BLK1	08/23/09 00:40
Surrogate: Dibromofluoromethane	96%			9083540	9083540-BLK1	08/23/09 00:40
Surrogate: Toluene-d8	109%			9083540	9083540-BLK1	08/23/09 00:40
Surrogate: 4-Bromofluorobenzene	106%			9083540	9083540-BLK1	08/23/09 00:40
9083552-BLK1						
Acetone	<25.0		ug/L	9083552	9083552-BLK1	08/25/09 13:35
Benzene	<0.410		ug/L	9083552	9083552-BLK1	08/25/09 13:35
Bromobenzene	<0.360		ug/L	9083552	9083552-BLK1	08/25/09 13:35
Bromochloromethane	<0.470		ug/L	9083552	9083552-BLK1	08/25/09 13:35
Bromodichloromethane	<0.270		ug/L	9083552	9083552-BLK1	08/25/09 13:35
Bromoform	<0.430		ug/L	9083552	9083552-BLK1	08/25/09 13:35
Bromomethane	<0.300		ug/L	9083552	9083552-BLK1	08/25/09 13:35
2-Butanone	<2.10		ug/L	9083552	9083552-BLK1	08/25/09 13:35

Client	Kleinfelder Albuquerque - Exxon	Work Order:	NSH1924
	8300 Jefferson NE Suite B	Project Name:	Exxon Gladiola Station
	Albuquerque, NM 87120	Project Number:	Gladiola Station - Lea County, NM
Attn	David Mazzanti	Received:	08/21/09 08:00

PROJECT QUALITY CONTROL DATA
Blank - Cont.

Analyte	Blank Value	Q	Units	Q.C. Batch	Lab Number	Analyzed Date/Time
Volatile Organic Compounds by EPA Method 8260B						
9083552-BLK1						
sec-Butylbenzene	<0.360		ug/L	9083552	9083552-BLK1	08/25/09 13:35
n-Butylbenzene	<0.310		ug/L	9083552	9083552-BLK1	08/25/09 13:35
tert-Butylbenzene	<0.380		ug/L	9083552	9083552-BLK1	08/25/09 13:35
Carbon disulfide	<0.360		ug/L	9083552	9083552-BLK1	08/25/09 13:35
Carbon Tetrachloride	<0.330		ug/L	9083552	9083552-BLK1	08/25/09 13:35
Chlorobenzene	0.290		ug/L	9083552	9083552-BLK1	08/25/09 13:35
Chlorodibromomethane	<0.260		ug/L	9083552	9083552-BLK1	08/25/09 13:35
Chloroethane	<0.460		ug/L	9083552	9083552-BLK1	08/25/09 13:35
Chloroform	0.420		ug/L	9083552	9083552-BLK1	08/25/09 13:35
Chloromethane	<0.390		ug/L	9083552	9083552-BLK1	08/25/09 13:35
2-Chlorotoluene	<0.510		ug/L	9083552	9083552-BLK1	08/25/09 13:35
4-Chlorotoluene	<0.510		ug/L	9083552	9083552-BLK1	08/25/09 13:35
1,2-Dibromo-3-chloropropane	<0.860		ug/L	9083552	9083552-BLK1	08/25/09 13:35
1,2-Dibromoethane (EDB)	<0.460		ug/L	9083552	9083552-BLK1	08/25/09 13:35
Dibromomethane	<0.410		ug/L	9083552	9083552-BLK1	08/25/09 13:35
1,4-Dichlorobenzene	<0.430		ug/L	9083552	9083552-BLK1	08/25/09 13:35
1,3-Dichlorobenzene	<0.320		ug/L	9083552	9083552-BLK1	08/25/09 13:35
1,2-Dichlorobenzene	<0.400		ug/L	9083552	9083552-BLK1	08/25/09 13:35
Dichlorodifluoromethane	<0.190		ug/L	9083552	9083552-BLK1	08/25/09 13:35
1,1-Dichloroethane	<0.340		ug/L	9083552	9083552-BLK1	08/25/09 13:35
1,2-Dichloroethane	<0.350		ug/L	9083552	9083552-BLK1	08/25/09 13:35
cis-1,2-Dichloroethene	<0.330		ug/L	9083552	9083552-BLK1	08/25/09 13:35
1,1-Dichloroethene	<0.220		ug/L	9083552	9083552-BLK1	08/25/09 13:35
trans-1,2-Dichloroethene	<0.330		ug/L	9083552	9083552-BLK1	08/25/09 13:35
1,3-Dichloropropane	<0.270		ug/L	9083552	9083552-BLK1	08/25/09 13:35
1,2-Dichloropropane	<0.240		ug/L	9083552	9083552-BLK1	08/25/09 13:35
2,2-Dichloropropane	<0.300		ug/L	9083552	9083552-BLK1	08/25/09 13:35
cis-1,3-Dichloropropene	<0.330		ug/L	9083552	9083552-BLK1	08/25/09 13:35
trans-1,3-Dichloropropene	<0.330		ug/L	9083552	9083552-BLK1	08/25/09 13:35
1,1-Dichloropropene	<0.260		ug/L	9083552	9083552-BLK1	08/25/09 13:35
Ethylbenzene	<0.350		ug/L	9083552	9083552-BLK1	08/25/09 13:35
Hexachlorobutadiene	<0.790		ug/L	9083552	9083552-BLK1	08/25/09 13:35
2-Hexanone	<1.40		ug/L	9083552	9083552-BLK1	08/25/09 13:35
Isopropylbenzene	<0.400		ug/L	9083552	9083552-BLK1	08/25/09 13:35
p-Isopropyltoluene	<0.330		ug/L	9083552	9083552-BLK1	08/25/09 13:35
Methyl tert-Butyl Ether	<0.320		ug/L	9083552	9083552-BLK1	08/25/09 13:35
Methylene Chloride	1.40		ug/L	9083552	9083552-BLK1	08/25/09 13:35
4-Methyl-2-pentanone	<1.40		ug/L	9083552	9083552-BLK1	08/25/09 13:35
Naphthalene	<0.380		ug/L	9083552	9083552-BLK1	08/25/09 13:35
n-Propylbenzene	<0.390		ug/L	9083552	9083552-BLK1	08/25/09 13:35
Styrene	<0.260		ug/L	9083552	9083552-BLK1	08/25/09 13:35

Client	Kleinfelder Albuquerque - Exxon	Work Order:	NSH1924
	8300 Jefferson NE Suite B	Project Name:	Exxon Gladiola Station
	Albuquerque, NM 87120	Project Number:	Gladiola Station - Lea County, NM
Attn	David Mazzanti	Received:	08/21/09 08:00

PROJECT QUALITY CONTROL DATA
Blank - Cont.

Analyte	Blank Value	Q	Units	Q.C. Batch	Lab Number	Analyzed Date/Time
Volatile Organic Compounds by EPA Method 8260B						
9083552-BLK1						
1,1,1,2-Tetrachloroethane	<0.200		ug/L	9083552	9083552-BLK1	08/25/09 13:35
1,1,2,2-Tetrachloroethane	<0.360		ug/L	9083552	9083552-BLK1	08/25/09 13:35
Tetrachloroethene	<0.320		ug/L	9083552	9083552-BLK1	08/25/09 13:35
Toluene	<0.350		ug/L	9083552	9083552-BLK1	08/25/09 13:35
1,2,3-Trichlorobenzene	<0.270		ug/L	9083552	9083552-BLK1	08/25/09 13:35
1,2,4-Trichlorobenzene	<0.360		ug/L	9083552	9083552-BLK1	08/25/09 13:35
1,1,2-Trichloroethane	<0.320		ug/L	9083552	9083552-BLK1	08/25/09 13:35
1,1,1-Trichloroethane	<0.190		ug/L	9083552	9083552-BLK1	08/25/09 13:35
Trichloroethene	<0.260		ug/L	9083552	9083552-BLK1	08/25/09 13:35
Trichlorofluoromethane	<0.220		ug/L	9083552	9083552-BLK1	08/25/09 13:35
1,2,3-Trichloropropane	<0.470		ug/L	9083552	9083552-BLK1	08/25/09 13:35
1,3,5-Trimethylbenzene	<0.360		ug/L	9083552	9083552-BLK1	08/25/09 13:35
1,2,4-Trimethylbenzene	<0.320		ug/L	9083552	9083552-BLK1	08/25/09 13:35
Vinyl chloride	<0.220		ug/L	9083552	9083552-BLK1	08/25/09 13:35
Xylenes, total	<0.730		ug/L	9083552	9083552-BLK1	08/25/09 13:35
Surrogate: 1,2-Dichloroethane-d4	96%			9083552	9083552-BLK1	08/25/09 13:35
Surrogate: Dibromofluoromethane	97%			9083552	9083552-BLK1	08/25/09 13:35
Surrogate: Toluene-d8	90%			9083552	9083552-BLK1	08/25/09 13:35
Surrogate: 4-Bromofluorobenzene	101%			9083552	9083552-BLK1	08/25/09 13:35
9083614-BLK1						
Acetone	<25.0		ug/L	9083614	9083614-BLK1	08/28/09 12:35
Benzene	<0.410		ug/L	9083614	9083614-BLK1	08/28/09 12:35
Bromobenzene	<0.360		ug/L	9083614	9083614-BLK1	08/28/09 12:35
Bromochloromethane	<0.470		ug/L	9083614	9083614-BLK1	08/28/09 12:35
Bromodichloromethane	<0.270		ug/L	9083614	9083614-BLK1	08/28/09 12:35
Bromoform	<0.430		ug/L	9083614	9083614-BLK1	08/28/09 12:35
Bromomethane	<0.300		ug/L	9083614	9083614-BLK1	08/28/09 12:35
2-Butanone	<2.10		ug/L	9083614	9083614-BLK1	08/28/09 12:35
sec-Butylbenzene	<0.360		ug/L	9083614	9083614-BLK1	08/28/09 12:35
n-Butylbenzene	<0.310		ug/L	9083614	9083614-BLK1	08/28/09 12:35
tert-Butylbenzene	<0.380		ug/L	9083614	9083614-BLK1	08/28/09 12:35
Carbon disulfide	<0.360		ug/L	9083614	9083614-BLK1	08/28/09 12:35
Carbon Tetrachloride	<0.330		ug/L	9083614	9083614-BLK1	08/28/09 12:35
Chlorobenzene	<0.220		ug/L	9083614	9083614-BLK1	08/28/09 12:35
Chlorodibromomethane	<0.260		ug/L	9083614	9083614-BLK1	08/28/09 12:35
Chloroethane	<0.460		ug/L	9083614	9083614-BLK1	08/28/09 12:35
Chloroform	<0.250		ug/L	9083614	9083614-BLK1	08/28/09 12:35
Chloromethane	<0.390		ug/L	9083614	9083614-BLK1	08/28/09 12:35
2-Chlorotoluene	<0.510		ug/L	9083614	9083614-BLK1	08/28/09 12:35
4-Chlorotoluene	<0.510		ug/L	9083614	9083614-BLK1	08/28/09 12:35

Client	Kleinfelder Albuquerque - Exxon	Work Order:	NSH1924
	8300 Jefferson NE Suite B	Project Name:	Exxon Gladiola Station
	Albuquerque, NM 87120	Project Number:	Gladiola Station - Lea County, NM
Attn	David Mazzanti	Received:	08/21/09 08:00

PROJECT QUALITY CONTROL DATA
Blank - Cont.

Analyte	Blank Value	Q	Units	Q.C. Batch	Lab Number	Analyzed Date/Time
Volatile Organic Compounds by EPA Method 8260B						
9083614-BLK1						
1,2-Dibromo-3-chloropropane	<0.860		ug/L	9083614	9083614-BLK1	08/28/09 12:35
1,2-Dibromoethane (EDB)	<0.460		ug/L	9083614	9083614-BLK1	08/28/09 12:35
Dibromomethane	<0.410		ug/L	9083614	9083614-BLK1	08/28/09 12:35
1,4-Dichlorobenzene	<0.430		ug/L	9083614	9083614-BLK1	08/28/09 12:35
1,3-Dichlorobenzene	<0.320		ug/L	9083614	9083614-BLK1	08/28/09 12:35
1,2-Dichlorobenzene	<0.400		ug/L	9083614	9083614-BLK1	08/28/09 12:35
Dichlorodifluoromethane	<0.190		ug/L	9083614	9083614-BLK1	08/28/09 12:35
1,1-Dichloroethane	<0.340		ug/L	9083614	9083614-BLK1	08/28/09 12:35
1,2-Dichloroethane	<0.350		ug/L	9083614	9083614-BLK1	08/28/09 12:35
cis-1,2-Dichloroethene	<0.330		ug/L	9083614	9083614-BLK1	08/28/09 12:35
1,1-Dichloroethene	<0.220		ug/L	9083614	9083614-BLK1	08/28/09 12:35
trans-1,2-Dichloroethene	<0.330		ug/L	9083614	9083614-BLK1	08/28/09 12:35
1,3-Dichloropropane	<0.270		ug/L	9083614	9083614-BLK1	08/28/09 12:35
1,2-Dichloropropane	<0.240		ug/L	9083614	9083614-BLK1	08/28/09 12:35
2,2-Dichloropropane	<0.300		ug/L	9083614	9083614-BLK1	08/28/09 12:35
cis-1,3-Dichloropropene	<0.330		ug/L	9083614	9083614-BLK1	08/28/09 12:35
trans-1,3-Dichloropropene	<0.330		ug/L	9083614	9083614-BLK1	08/28/09 12:35
1,1-Dichloropropene	<0.260		ug/L	9083614	9083614-BLK1	08/28/09 12:35
Ethylbenzene	<0.350		ug/L	9083614	9083614-BLK1	08/28/09 12:35
Hexachlorobutadiene	<0.790		ug/L	9083614	9083614-BLK1	08/28/09 12:35
2-Hexanone	<1.40		ug/L	9083614	9083614-BLK1	08/28/09 12:35
Isopropylbenzene	<0.400		ug/L	9083614	9083614-BLK1	08/28/09 12:35
p-Isopropyltoluene	<0.330		ug/L	9083614	9083614-BLK1	08/28/09 12:35
Methyl tert-Butyl Ether	<0.320		ug/L	9083614	9083614-BLK1	08/28/09 12:35
Methylene Chloride	1.40		ug/L	9083614	9083614-BLK1	08/28/09 12:35
4-Methyl-2-pentanone	<1.40		ug/L	9083614	9083614-BLK1	08/28/09 12:35
Naphthalene	0.500		ug/L	9083614	9083614-BLK1	08/28/09 12:35
n-Propylbenzene	<0.390		ug/L	9083614	9083614-BLK1	08/28/09 12:35
Styrene	<0.260		ug/L	9083614	9083614-BLK1	08/28/09 12:35
1,1,1,2-Tetrachloroethane	<0.200		ug/L	9083614	9083614-BLK1	08/28/09 12:35
1,1,2,2-Tetrachloroethane	<0.360		ug/L	9083614	9083614-BLK1	08/28/09 12:35
Tetrachloroethene	<0.320		ug/L	9083614	9083614-BLK1	08/28/09 12:35
Toluene	<0.350		ug/L	9083614	9083614-BLK1	08/28/09 12:35
1,2,3-Trichlorobenzene	<0.270		ug/L	9083614	9083614-BLK1	08/28/09 12:35
1,2,4-Trichlorobenzene	<0.360		ug/L	9083614	9083614-BLK1	08/28/09 12:35
1,1,2-Trichloroethane	<0.320		ug/L	9083614	9083614-BLK1	08/28/09 12:35
1,1,1-Trichloroethane	<0.190		ug/L	9083614	9083614-BLK1	08/28/09 12:35
Trichloroethene	<0.260		ug/L	9083614	9083614-BLK1	08/28/09 12:35
Trichlorofluoromethane	<0.220		ug/L	9083614	9083614-BLK1	08/28/09 12:35
1,2,3-Trichloropropane	<0.470		ug/L	9083614	9083614-BLK1	08/28/09 12:35
1,3,5-Trimethylbenzene	<0.360		ug/L	9083614	9083614-BLK1	08/28/09 12:35

Client	Kleinfelder Albuquerque - Exxon	Work Order:	NSH1924
	8300 Jefferson NE Suite B	Project Name:	Exxon Gladiola Station
	Albuquerque, NM 87120	Project Number:	Gladiola Station - Lea County, NM
Attn	David Mazzanti	Received:	08/21/09 08:00

PROJECT QUALITY CONTROL DATA
Blank - Cont.

Analyte	Blank Value	Q	Units	Q.C. Batch	Lab Number	Analyzed Date/Time
Volatile Organic Compounds by EPA Method 8260B						
9083614-BLK1						
1,2,4-Trimethylbenzene	<0.320		ug/L	9083614	9083614-BLK1	08/28/09 12:35
Vinyl chloride	<0.220		ug/L	9083614	9083614-BLK1	08/28/09 12:35
Xylenes, total	<0.730		ug/L	9083614	9083614-BLK1	08/28/09 12:35
Surrogate: 1,2-Dichloroethane-d4	105%			9083614	9083614-BLK1	08/28/09 12:35
Surrogate: Dibromofluoromethane	104%			9083614	9083614-BLK1	08/28/09 12:35
Surrogate: Toluene-d8	101%			9083614	9083614-BLK1	08/28/09 12:35
Surrogate: 4-Bromofluorobenzene	95%			9083614	9083614-BLK1	08/28/09 12:35
9084014-BLK1						
Acetone	<25.0		ug/L	9084014	9084014-BLK1	08/29/09 00:19
Benzene	<0.410		ug/L	9084014	9084014-BLK1	08/29/09 00:19
Bromobenzene	<0.360		ug/L	9084014	9084014-BLK1	08/29/09 00:19
Bromochloromethane	<0.470		ug/L	9084014	9084014-BLK1	08/29/09 00:19
Bromodichloromethane	<0.270		ug/L	9084014	9084014-BLK1	08/29/09 00:19
Bromoform	<0.430		ug/L	9084014	9084014-BLK1	08/29/09 00:19
Bromomethane	<0.300		ug/L	9084014	9084014-BLK1	08/29/09 00:19
2-Butanone	<2.10		ug/L	9084014	9084014-BLK1	08/29/09 00:19
sec-Butylbenzene	<0.360		ug/L	9084014	9084014-BLK1	08/29/09 00:19
n-Butylbenzene	<0.310		ug/L	9084014	9084014-BLK1	08/29/09 00:19
tert-Butylbenzene	<0.380		ug/L	9084014	9084014-BLK1	08/29/09 00:19
Carbon disulfide	<0.360		ug/L	9084014	9084014-BLK1	08/29/09 00:19
Carbon Tetrachloride	<0.330		ug/L	9084014	9084014-BLK1	08/29/09 00:19
Chlorobenzene	<0.220		ug/L	9084014	9084014-BLK1	08/29/09 00:19
Chlorodibromomethane	<0.260		ug/L	9084014	9084014-BLK1	08/29/09 00:19
Chloroethane	<0.460		ug/L	9084014	9084014-BLK1	08/29/09 00:19
Chloroform	<0.250		ug/L	9084014	9084014-BLK1	08/29/09 00:19
Chloromethane	<0.390		ug/L	9084014	9084014-BLK1	08/29/09 00:19
2-Chlorotoluene	<0.510		ug/L	9084014	9084014-BLK1	08/29/09 00:19
4-Chlorotoluene	<0.510		ug/L	9084014	9084014-BLK1	08/29/09 00:19
1,2-Dibromo-3-chloropropane	<0.860		ug/L	9084014	9084014-BLK1	08/29/09 00:19
1,2-Dibromoethane (EDB)	<0.460		ug/L	9084014	9084014-BLK1	08/29/09 00:19
Dibromomethane	<0.410		ug/L	9084014	9084014-BLK1	08/29/09 00:19
1,4-Dichlorobenzene	<0.430		ug/L	9084014	9084014-BLK1	08/29/09 00:19
1,3-Dichlorobenzene	<0.320		ug/L	9084014	9084014-BLK1	08/29/09 00:19
1,2-Dichlorobenzene	<0.400		ug/L	9084014	9084014-BLK1	08/29/09 00:19
Dichlorodifluoromethane	<0.190		ug/L	9084014	9084014-BLK1	08/29/09 00:19
1,1-Dichloroethane	<0.340		ug/L	9084014	9084014-BLK1	08/29/09 00:19
1,2-Dichloroethane	<0.350		ug/L	9084014	9084014-BLK1	08/29/09 00:19
cis-1,2-Dichloroethene	<0.330		ug/L	9084014	9084014-BLK1	08/29/09 00:19
1,1-Dichloroethene	<0.220		ug/L	9084014	9084014-BLK1	08/29/09 00:19
trans-1,2-Dichloroethene	<0.330		ug/L	9084014	9084014-BLK1	08/29/09 00:19

TestAmerica
THE LEADER IN ENVIRONMENTAL TESTING
2960 Foster Creighton Road Nashville, TN 37204 * 800-765-0980 * Fax 615-726-3404

Client	Kleinfelder Albuquerque - Exxon	Work Order:	NSH1924
	8300 Jefferson NE Suite B	Project Name:	Exxon Gladiola Station
	Albuquerque, NM 87120	Project Number:	Gladiola Station - Lea County, NM
Attn	David Mazzanti	Received:	08/21/09 08:00

PROJECT QUALITY CONTROL DATA
Blank - Cont.

Analyte	Blank Value	Q	Units	Q.C. Batch	Lab Number	Analyzed Date/Time
Volatile Organic Compounds by EPA Method 8260B						
9084014-BLK1						
1,3-Dichloropropane	<0.270		ug/L	9084014	9084014-BLK1	08/29/09 00:19
1,2-Dichloropropane	<0.240		ug/L	9084014	9084014-BLK1	08/29/09 00:19
2,2-Dichloropropane	<0.300		ug/L	9084014	9084014-BLK1	08/29/09 00:19
cis-1,3-Dichloropropene	<0.330		ug/L	9084014	9084014-BLK1	08/29/09 00:19
trans-1,3-Dichloropropene	<0.330		ug/L	9084014	9084014-BLK1	08/29/09 00:19
1,1-Dichloropropene	<0.260		ug/L	9084014	9084014-BLK1	08/29/09 00:19
Ethylbenzene	<0.350		ug/L	9084014	9084014-BLK1	08/29/09 00:19
Hexachlorobutadiene	<0.790		ug/L	9084014	9084014-BLK1	08/29/09 00:19
2-Hexanone	<1.40		ug/L	9084014	9084014-BLK1	08/29/09 00:19
Isopropylbenzene	<0.400		ug/L	9084014	9084014-BLK1	08/29/09 00:19
p-Isopropyltoluene	<0.330		ug/L	9084014	9084014-BLK1	08/29/09 00:19
Methyl tert-Butyl Ether	<0.320		ug/L	9084014	9084014-BLK1	08/29/09 00:19
Methylene Chloride	1.35		ug/L	9084014	9084014-BLK1	08/29/09 00:19
4-Methyl-2-pentanone	<1.40		ug/L	9084014	9084014-BLK1	08/29/09 00:19
Naphthalene	0.430		ug/L	9084014	9084014-BLK1	08/29/09 00:19
n-Propylbenzene	<0.390		ug/L	9084014	9084014-BLK1	08/29/09 00:19
Styrene	<0.260		ug/L	9084014	9084014-BLK1	08/29/09 00:19
1,1,1,2-Tetrachloroethane	<0.200		ug/L	9084014	9084014-BLK1	08/29/09 00:19
1,1,2,2-Tetrachloroethane	<0.360		ug/L	9084014	9084014-BLK1	08/29/09 00:19
Tetrachloroethene	<0.320		ug/L	9084014	9084014-BLK1	08/29/09 00:19
Toluene	<0.350		ug/L	9084014	9084014-BLK1	08/29/09 00:19
1,2,3-Trichlorobenzene	<0.270		ug/L	9084014	9084014-BLK1	08/29/09 00:19
1,2,4-Trichlorobenzene	<0.360		ug/L	9084014	9084014-BLK1	08/29/09 00:19
1,1,2-Trichloroethane	<0.320		ug/L	9084014	9084014-BLK1	08/29/09 00:19
1,1,1-Trichloroethane	<0.190		ug/L	9084014	9084014-BLK1	08/29/09 00:19
Trichloroethene	<0.260		ug/L	9084014	9084014-BLK1	08/29/09 00:19
Trichlorofluoromethane	<0.220		ug/L	9084014	9084014-BLK1	08/29/09 00:19
1,2,3-Trichloropropane	<0.470		ug/L	9084014	9084014-BLK1	08/29/09 00:19
1,3,5-Trimethylbenzene	<0.360		ug/L	9084014	9084014-BLK1	08/29/09 00:19
1,2,4-Trimethylbenzene	<0.320		ug/L	9084014	9084014-BLK1	08/29/09 00:19
Vinyl chloride	<0.220		ug/L	9084014	9084014-BLK1	08/29/09 00:19
Xylenes, total	<0.730		ug/L	9084014	9084014-BLK1	08/29/09 00:19
Surrogate: 1,2-Dichloroethane-d4	104%			9084014	9084014-BLK1	08/29/09 00:19
Surrogate: Dibromofluoromethane	105%			9084014	9084014-BLK1	08/29/09 00:19
Surrogate: Toluene-d8	99%			9084014	9084014-BLK1	08/29/09 00:19
Surrogate: 4-Bromofluorobenzene	95%			9084014	9084014-BLK1	08/29/09 00:19
9084019-BLK1						
Acetone	<25.0		ug/L	9084019	9084019-BLK1	08/25/09 13:20
Benzene	<0.410		ug/L	9084019	9084019-BLK1	08/25/09 13:20
Bromobenzene	<0.360		ug/L	9084019	9084019-BLK1	08/25/09 13:20

Client	Kleinfelder Albuquerque - Exxon	Work Order:	NSH1924
	8300 Jefferson NE Suite B	Project Name:	Exxon Gladiola Station
	Albuquerque, NM 87120	Project Number:	Gladiola Station - Lea County, NM
Attn	David Mazzanti	Received:	08/21/09 08:00

PROJECT QUALITY CONTROL DATA
Blank - Cont.

Analyte	Blank Value	Q	Units	Q.C. Batch	Lab Number	Analyzed Date/Time
Volatile Organic Compounds by EPA Method 8260B						
9084019-BLK1						
Bromochloromethane	<0.470		ug/L	9084019	9084019-BLK1	08/25/09 13:20
Bromodichloromethane	<0.270		ug/L	9084019	9084019-BLK1	08/25/09 13:20
Bromoform	<0.430		ug/L	9084019	9084019-BLK1	08/25/09 13:20
Bromomethane	<0.300		ug/L	9084019	9084019-BLK1	08/25/09 13:20
2-Butanone	<2.10		ug/L	9084019	9084019-BLK1	08/25/09 13:20
sec-Butylbenzene	<0.360		ug/L	9084019	9084019-BLK1	08/25/09 13:20
n-Butylbenzene	<0.310		ug/L	9084019	9084019-BLK1	08/25/09 13:20
tert-Butylbenzene	<0.380		ug/L	9084019	9084019-BLK1	08/25/09 13:20
Carbon disulfide	<0.360		ug/L	9084019	9084019-BLK1	08/25/09 13:20
Carbon Tetrachloride	<0.330		ug/L	9084019	9084019-BLK1	08/25/09 13:20
Chlorobenzene	<0.220		ug/L	9084019	9084019-BLK1	08/25/09 13:20
Chlorodibromomethane	<0.260		ug/L	9084019	9084019-BLK1	08/25/09 13:20
Chloroethane	<0.460		ug/L	9084019	9084019-BLK1	08/25/09 13:20
Chloroform	0.810		ug/L	9084019	9084019-BLK1	08/25/09 13:20
Chloromethane	<0.390		ug/L	9084019	9084019-BLK1	08/25/09 13:20
2-Chlorotoluene	<0.510		ug/L	9084019	9084019-BLK1	08/25/09 13:20
4-Chlorotoluene	<0.510		ug/L	9084019	9084019-BLK1	08/25/09 13:20
1,2-Dibromo-3-chloropropane	<0.860		ug/L	9084019	9084019-BLK1	08/25/09 13:20
1,2-Dibromoethane (EDB)	<0.460		ug/L	9084019	9084019-BLK1	08/25/09 13:20
Dibromomethane	<0.410		ug/L	9084019	9084019-BLK1	08/25/09 13:20
1,4-Dichlorobenzene	<0.430		ug/L	9084019	9084019-BLK1	08/25/09 13:20
1,3-Dichlorobenzene	<0.320		ug/L	9084019	9084019-BLK1	08/25/09 13:20
1,2-Dichlorobenzene	<0.400		ug/L	9084019	9084019-BLK1	08/25/09 13:20
Dichlorodifluoromethane	<0.190		ug/L	9084019	9084019-BLK1	08/25/09 13:20
1,1-Dichloroethane	<0.340		ug/L	9084019	9084019-BLK1	08/25/09 13:20
1,2-Dichloroethane	<0.350		ug/L	9084019	9084019-BLK1	08/25/09 13:20
cis-1,2-Dichloroethene	<0.330		ug/L	9084019	9084019-BLK1	08/25/09 13:20
1,1-Dichloroethene	<0.220		ug/L	9084019	9084019-BLK1	08/25/09 13:20
trans-1,2-Dichloroethene	<0.330		ug/L	9084019	9084019-BLK1	08/25/09 13:20
1,3-Dichloropropane	<0.270		ug/L	9084019	9084019-BLK1	08/25/09 13:20
1,2-Dichloropropane	<0.240		ug/L	9084019	9084019-BLK1	08/25/09 13:20
2,2-Dichloropropane	<0.300		ug/L	9084019	9084019-BLK1	08/25/09 13:20
cis-1,3-Dichloropropene	<0.330		ug/L	9084019	9084019-BLK1	08/25/09 13:20
trans-1,3-Dichloropropene	<0.330		ug/L	9084019	9084019-BLK1	08/25/09 13:20
1,1-Dichloropropene	<0.260		ug/L	9084019	9084019-BLK1	08/25/09 13:20
Ethylbenzene	<0.350		ug/L	9084019	9084019-BLK1	08/25/09 13:20
Hexachlorobutadiene	<0.790		ug/L	9084019	9084019-BLK1	08/25/09 13:20
2-Hexanone	<1.40		ug/L	9084019	9084019-BLK1	08/25/09 13:20
Isopropylbenzene	<0.400		ug/L	9084019	9084019-BLK1	08/25/09 13:20
p-Isopropyltoluene	<0.330		ug/L	9084019	9084019-BLK1	08/25/09 13:20
Methyl tert-Butyl Ether	<0.320		ug/L	9084019	9084019-BLK1	08/25/09 13:20

Client	Kleinfelder Albuquerque - Exxon	Work Order:	NSH1924
	8300 Jefferson NE Suite B	Project Name:	Exxon Gladiola Station
	Albuquerque, NM 87120	Project Number:	Gladiola Station - Lea County, NM
Attn	David Mazzanti	Received:	08/21/09 08:00

PROJECT QUALITY CONTROL DATA
Blank - Cont.

Analyte	Blank Value	Q	Units	Q.C. Batch	Lab Number	Analyzed Date/Time
Volatile Organic Compounds by EPA Method 8260B						
9084019-BLK1						
Methylene Chloride	1.36		ug/L	9084019	9084019-BLK1	08/25/09 13:20
4-Methyl-2-pentanone	<1.40		ug/L	9084019	9084019-BLK1	08/25/09 13:20
Naphthalene	3.51		ug/L	9084019	9084019-BLK1	08/25/09 13:20
n-Propylbenzene	<0.390		ug/L	9084019	9084019-BLK1	08/25/09 13:20
Styrene	<0.260		ug/L	9084019	9084019-BLK1	08/25/09 13:20
1,1,1,2-Tetrachloroethane	<0.200		ug/L	9084019	9084019-BLK1	08/25/09 13:20
1,1,2,2-Tetrachloroethane	<0.360		ug/L	9084019	9084019-BLK1	08/25/09 13:20
Tetrachloroethene	<0.320		ug/L	9084019	9084019-BLK1	08/25/09 13:20
Toluene	<0.350		ug/L	9084019	9084019-BLK1	08/25/09 13:20
1,2,3-Trichlorobenzene	<0.270		ug/L	9084019	9084019-BLK1	08/25/09 13:20
1,2,4-Trichlorobenzene	<0.360		ug/L	9084019	9084019-BLK1	08/25/09 13:20
1,1,2-Trichloroethane	<0.320		ug/L	9084019	9084019-BLK1	08/25/09 13:20
1,1,1-Trichloroethane	<0.190		ug/L	9084019	9084019-BLK1	08/25/09 13:20
Trichloroethene	<0.260		ug/L	9084019	9084019-BLK1	08/25/09 13:20
Trichlorofluoromethane	<0.220		ug/L	9084019	9084019-BLK1	08/25/09 13:20
1,2,3-Trichloropropane	<0.470		ug/L	9084019	9084019-BLK1	08/25/09 13:20
1,3,5-Trimethylbenzene	<0.360		ug/L	9084019	9084019-BLK1	08/25/09 13:20
1,2,4-Trimethylbenzene	<0.320		ug/L	9084019	9084019-BLK1	08/25/09 13:20
Vinyl chloride	<0.220		ug/L	9084019	9084019-BLK1	08/25/09 13:20
Xylenes, total	<0.730		ug/L	9084019	9084019-BLK1	08/25/09 13:20
Surrogate: 1,2-Dichloroethane-d4	101%			9084019	9084019-BLK1	08/25/09 13:20
Surrogate: Dibromofluoromethane	96%			9084019	9084019-BLK1	08/25/09 13:20
Surrogate: Toluene-d8	108%			9084019	9084019-BLK1	08/25/09 13:20
Surrogate: 4-Bromofluorobenzene	107%			9084019	9084019-BLK1	08/25/09 13:20
9084038-BLK1						
Acetone	<25.0		ug/L	9084038	9084038-BLK1	08/26/09 11:25
Benzene	<0.410		ug/L	9084038	9084038-BLK1	08/26/09 11:25
Bromobenzene	<0.360		ug/L	9084038	9084038-BLK1	08/26/09 11:25
Bromochloromethane	<0.470		ug/L	9084038	9084038-BLK1	08/26/09 11:25
Bromodichloromethane	<0.270		ug/L	9084038	9084038-BLK1	08/26/09 11:25
Bromoform	<0.430		ug/L	9084038	9084038-BLK1	08/26/09 11:25
Bromomethane	<0.300		ug/L	9084038	9084038-BLK1	08/26/09 11:25
2-Butanone	<2.10		ug/L	9084038	9084038-BLK1	08/26/09 11:25
sec-Butylbenzene	<0.360		ug/L	9084038	9084038-BLK1	08/26/09 11:25
n-Butylbenzene	<0.310		ug/L	9084038	9084038-BLK1	08/26/09 11:25
tert-Butylbenzene	<0.380		ug/L	9084038	9084038-BLK1	08/26/09 11:25
Carbon disulfide	<0.360		ug/L	9084038	9084038-BLK1	08/26/09 11:25
Carbon Tetrachloride	<0.330		ug/L	9084038	9084038-BLK1	08/26/09 11:25
Chlorobenzene	<0.220		ug/L	9084038	9084038-BLK1	08/26/09 11:25
Chlorodibromomethane	<0.260		ug/L	9084038	9084038-BLK1	08/26/09 11:25

Client	Kleinfelder Albuquerque - Exxon	Work Order:	NSH1924
	8300 Jefferson NE Suite B	Project Name:	Exxon Gladiola Station
	Albuquerque, NM 87120	Project Number:	Gladiola Station - Lea County, NM
Attn	David Mazzanti	Received:	08/21/09 08:00

PROJECT QUALITY CONTROL DATA
Blank - Cont.

Analyte	Blank Value	Q	Units	Q.C. Batch	Lab Number	Analyzed Date/Time
Volatile Organic Compounds by EPA Method 8260B						
9084038-BLK1						
Chloroethane	<0.460		ug/L	9084038	9084038-BLK1	08/26/09 11:25
Chloroform	0.640		ug/L	9084038	9084038-BLK1	08/26/09 11:25
Chloromethane	<0.390		ug/L	9084038	9084038-BLK1	08/26/09 11:25
2-Chlorotoluene	<0.510		ug/L	9084038	9084038-BLK1	08/26/09 11:25
4-Chlorotoluene	<0.510		ug/L	9084038	9084038-BLK1	08/26/09 11:25
1,2-Dibromo-3-chloropropane	<0.860		ug/L	9084038	9084038-BLK1	08/26/09 11:25
1,2-Dibromoethane (EDB)	<0.460		ug/L	9084038	9084038-BLK1	08/26/09 11:25
Dibromomethane	<0.410		ug/L	9084038	9084038-BLK1	08/26/09 11:25
1,4-Dichlorobenzene	<0.430		ug/L	9084038	9084038-BLK1	08/26/09 11:25
1,3-Dichlorobenzene	<0.320		ug/L	9084038	9084038-BLK1	08/26/09 11:25
1,2-Dichlorobenzene	<0.400		ug/L	9084038	9084038-BLK1	08/26/09 11:25
Dichlorodifluoromethane	<0.190		ug/L	9084038	9084038-BLK1	08/26/09 11:25
1,1-Dichloroethane	<0.340		ug/L	9084038	9084038-BLK1	08/26/09 11:25
1,2-Dichloroethane	<0.350		ug/L	9084038	9084038-BLK1	08/26/09 11:25
cis-1,2-Dichloroethene	<0.330		ug/L	9084038	9084038-BLK1	08/26/09 11:25
1,1-Dichloroethene	<0.220		ug/L	9084038	9084038-BLK1	08/26/09 11:25
trans-1,2-Dichloroethene	<0.330		ug/L	9084038	9084038-BLK1	08/26/09 11:25
1,3-Dichloropropane	<0.270		ug/L	9084038	9084038-BLK1	08/26/09 11:25
1,2-Dichloropropane	<0.240		ug/L	9084038	9084038-BLK1	08/26/09 11:25
2,2-Dichloropropane	<0.300		ug/L	9084038	9084038-BLK1	08/26/09 11:25
cis-1,3-Dichloropropene	<0.330		ug/L	9084038	9084038-BLK1	08/26/09 11:25
trans-1,3-Dichloropropene	<0.330		ug/L	9084038	9084038-BLK1	08/26/09 11:25
1,1-Dichloropropene	<0.260		ug/L	9084038	9084038-BLK1	08/26/09 11:25
Ethylbenzene	<0.350		ug/L	9084038	9084038-BLK1	08/26/09 11:25
Hexachlorobutadiene	<0.790		ug/L	9084038	9084038-BLK1	08/26/09 11:25
2-Hexanone	<1.40		ug/L	9084038	9084038-BLK1	08/26/09 11:25
Isopropylbenzene	<0.400		ug/L	9084038	9084038-BLK1	08/26/09 11:25
p-Isopropyltoluene	<0.330		ug/L	9084038	9084038-BLK1	08/26/09 11:25
Methyl tert-Butyl Ether	<0.320		ug/L	9084038	9084038-BLK1	08/26/09 11:25
Methylene Chloride	1.04		ug/L	9084038	9084038-BLK1	08/26/09 11:25
4-Methyl-2-pentanone	<1.40		ug/L	9084038	9084038-BLK1	08/26/09 11:25
Naphthalene	3.50		ug/L	9084038	9084038-BLK1	08/26/09 11:25
n-Propylbenzene	<0.390		ug/L	9084038	9084038-BLK1	08/26/09 11:25
Styrene	<0.260		ug/L	9084038	9084038-BLK1	08/26/09 11:25
1,1,1,2-Tetrachloroethane	<0.200		ug/L	9084038	9084038-BLK1	08/26/09 11:25
1,1,2,2-Tetrachloroethane	<0.360		ug/L	9084038	9084038-BLK1	08/26/09 11:25
Tetrachloroethene	<0.320		ug/L	9084038	9084038-BLK1	08/26/09 11:25
Toluene	<0.350		ug/L	9084038	9084038-BLK1	08/26/09 11:25
1,2,3-Trichlorobenzene	<0.270		ug/L	9084038	9084038-BLK1	08/26/09 11:25
1,2,4-Trichlorobenzene	<0.360		ug/L	9084038	9084038-BLK1	08/26/09 11:25
1,1,2-Trichloroethane	<0.320		ug/L	9084038	9084038-BLK1	08/26/09 11:25

Client	Kleinfelder Albuquerque - Exxon	Work Order:	NSH1924
	8300 Jefferson NE Suite B	Project Name:	Exxon Gladiola Station
	Albuquerque, NM 87120	Project Number:	Gladiola Station - Lea County, NM
Attn	David Mazzanti	Received:	08/21/09 08:00

PROJECT QUALITY CONTROL DATA
Blank - Cont.

Analyte	Blank Value	Q	Units	Q.C. Batch	Lab Number	Analyzed Date/Time
Volatile Organic Compounds by EPA Method 8260B						
9084038-BLK1						
1,1,1-Trichloroethane	<0.190		ug/L	9084038	9084038-BLK1	08/26/09 11:25
Trichloroethene	<0.260		ug/L	9084038	9084038-BLK1	08/26/09 11:25
Trichlorofluoromethane	<0.220		ug/L	9084038	9084038-BLK1	08/26/09 11:25
1,2,3-Trichloropropane	<0.470		ug/L	9084038	9084038-BLK1	08/26/09 11:25
1,3,5-Trimethylbenzene	<0.360		ug/L	9084038	9084038-BLK1	08/26/09 11:25
1,2,4-Trimethylbenzene	<0.320		ug/L	9084038	9084038-BLK1	08/26/09 11:25
Vinyl chloride	<0.220		ug/L	9084038	9084038-BLK1	08/26/09 11:25
Xylenes, total	<0.730		ug/L	9084038	9084038-BLK1	08/26/09 11:25
Surrogate: 1,2-Dichloroethane-d4	102%			9084038	9084038-BLK1	08/26/09 11:25
Surrogate: Dibromofluoromethane	98%			9084038	9084038-BLK1	08/26/09 11:25
Surrogate: Toluene-d8	125%	Z10		9084038	9084038-BLK1	08/26/09 11:25
Surrogate: 4-Bromofluorobenzene	105%			9084038	9084038-BLK1	08/26/09 11:25
9084856-BLK1						
Benzene	<0.410		ug/L	9084856	9084856-BLK1	09/01/09 12:20
Toluene	<0.350		ug/L	9084856	9084856-BLK1	09/01/09 12:20
Surrogate: 1,2-Dichloroethane-d4	88%			9084856	9084856-BLK1	09/01/09 12:20
Surrogate: Dibromofluoromethane	95%			9084856	9084856-BLK1	09/01/09 12:20
Surrogate: Toluene-d8	101%			9084856	9084856-BLK1	09/01/09 12:20
Surrogate: 4-Bromofluorobenzene	109%			9084856	9084856-BLK1	09/01/09 12:20
9090082-BLK1						
Benzene	<0.410		ug/L	9090082	9090082-BLK1	08/31/09 12:37
Bromobenzene	<0.360		ug/L	9090082	9090082-BLK1	08/31/09 12:37
Surrogate: 1,2-Dichloroethane-d4	109%			9090082	9090082-BLK1	08/31/09 12:37
Surrogate: Dibromofluoromethane	96%			9090082	9090082-BLK1	08/31/09 12:37
Surrogate: Toluene-d8	110%			9090082	9090082-BLK1	08/31/09 12:37
Surrogate: 4-Bromofluorobenzene	133%			9090082	9090082-BLK1	08/31/09 12:37
Polynuclear Aromatic Compounds by EPA Method 8310						
9083684-BLK1						
1-Methylnaphthalene	<0.280		ug/L	9083684	9083684-BLK1	09/01/09 20:27
2-Methylnaphthalene	<0.490		ug/L	9083684	9083684-BLK1	09/01/09 20:27
Acenaphthene	<0.300		ug/L	9083684	9083684-BLK1	09/01/09 20:27
Acenaphthylene	<0.360		ug/L	9083684	9083684-BLK1	09/01/09 20:27
Anthracene	<0.0800		ug/L	9083684	9083684-BLK1	09/01/09 20:27
Benzo (a) anthracene	<0.0900		ug/L	9083684	9083684-BLK1	09/01/09 20:27
Benzo (a) pyrene	<0.0400		ug/L	9083684	9083684-BLK1	09/01/09 20:27
Benzo (b) fluoranthene	<0.0400		ug/L	9083684	9083684-BLK1	09/01/09 20:27
Benzo (g,h,i) perylene	<0.160		ug/L	9083684	9083684-BLK1	09/01/09 20:27
Benzo (k) fluoranthene	<0.120		ug/L	9083684	9083684-BLK1	09/01/09 20:27
Chrysene	<0.0900		ug/L	9083684	9083684-BLK1	09/01/09 20:27

TestAmerica
THE LEADER IN ENVIRONMENTAL TESTING
2960 Foster Creighton Road Nashville, TN 37204 * 800-765-0980 * Fax 615-726-3404

Client	Kleinfelder Albuquerque - Exxon	Work Order:	NSH1924
	8300 Jefferson NE Suite B	Project Name:	Exxon Gladiola Station
	Albuquerque, NM 87120	Project Number:	Gladiola Station - Lea County, NM
Attn	David Mazzanti	Received:	08/21/09 08:00

PROJECT QUALITY CONTROL DATA
Blank - Cont.

Analyte	Blank Value	Q	Units	Q.C. Batch	Lab Number	Analyzed Date/Time
Polynuclear Aromatic Compounds by EPA Method 8310						
9083684-BLK1						
Dibenz (a,h) anthracene	<0.140		ug/L	9083684	9083684-BLK1	09/01/09 20:27
Fluoranthene	<0.0800		ug/L	9083684	9083684-BLK1	09/01/09 20:27
Fluorene	<0.110		ug/L	9083684	9083684-BLK1	09/01/09 20:27
Indeno (1,2,3-cd) pyrene	<0.190		ug/L	9083684	9083684-BLK1	09/01/09 20:27
Naphthalene	<0.200		ug/L	9083684	9083684-BLK1	09/01/09 20:27
Phenanthrene	<0.0700		ug/L	9083684	9083684-BLK1	09/01/09 20:27
Pyrene	<0.0600		ug/L	9083684	9083684-BLK1	09/01/09 20:27
Surrogate: p-Terphenyl	75%			9083684	9083684-BLK1	09/01/09 20:27
9084051-BLK1						
1-Methylnaphthalene	<0.320		ug/L	9084051	9084051-BLK1	09/02/09 20:48
2-Methylnaphthalene	<0.490		ug/L	9084051	9084051-BLK1	09/02/09 20:48
Acenaphthene	<0.300		ug/L	9084051	9084051-BLK1	09/02/09 20:48
Acenaphthylene	<0.360		ug/L	9084051	9084051-BLK1	09/02/09 20:48
Anthracene	<0.0800		ug/L	9084051	9084051-BLK1	09/02/09 20:48
Benzo (a) anthracene	<0.0900		ug/L	9084051	9084051-BLK1	09/02/09 20:48
Benzo (a) pyrene	<0.0400		ug/L	9084051	9084051-BLK1	09/02/09 20:48
Benzo (b) fluoranthene	<0.0400		ug/L	9084051	9084051-BLK1	09/02/09 20:48
Benzo (g,h,i) perylene	<0.160		ug/L	9084051	9084051-BLK1	09/02/09 20:48
Benzo (k) fluoranthene	<0.120		ug/L	9084051	9084051-BLK1	09/02/09 20:48
Chrysene	<0.0900		ug/L	9084051	9084051-BLK1	09/02/09 20:48
Dibenz (a,h) anthracene	<0.140		ug/L	9084051	9084051-BLK1	09/02/09 20:48
Fluoranthene	<0.0800		ug/L	9084051	9084051-BLK1	09/02/09 20:48
Fluorene	<0.110		ug/L	9084051	9084051-BLK1	09/02/09 20:48
Indeno (1,2,3-cd) pyrene	<0.190		ug/L	9084051	9084051-BLK1	09/02/09 20:48
Naphthalene	<0.200		ug/L	9084051	9084051-BLK1	09/02/09 20:48
Phenanthrene	<0.0700		ug/L	9084051	9084051-BLK1	09/02/09 20:48
Pyrene	<0.0700		ug/L	9084051	9084051-BLK1	09/02/09 20:48
Surrogate: p-Terphenyl	61%			9084051	9084051-BLK1	09/02/09 20:48

TestAmerica
THE LEADER IN ENVIRONMENTAL TESTING
2960 Foster Creighton Road Nashville, TN 37204 * 800-765-0980 * Fax 615-726-3404

Client	Kleinfelder Albuquerque - Exxon	Work Order:	NSH1924
	8300 Jefferson NE Suite B	Project Name:	Exxon Gladiola Station
	Albuquerque, NM 87120	Project Number:	Gladiola Station - Lea County, NM
Attn	David Mazzanti	Received:	08/21/09 08:00

PROJECT QUALITY CONTROL DATA
Duplicate

Analyte	Orig. Val.	Duplicate	Q	Units	RPD	Limit	Batch	Sample Duplicated	% Rec.	Analyzed Date/Time
General Chemistry Parameters										
9083933-DUP1										
Total Dissolved Solids	1510	1490		mg/L	1	20	9083933	NSH1924-10		08/25/09 17:16
9083933-DUP2										
Total Dissolved Solids	1580	1570		mg/L	0.6	20	9083933	NSH1924-20		08/25/09 17:16
9084127-DUP1										
Alkalinity, Total (CaCO3)	979	976		mg/L	0.3	20	9084127	NSH1924-01		08/26/09 19:33
9084129-DUP1										
Alkalinity, Total (CaCO3)	248	250		mg/L	0.6	20	9084129	NSH1924-21		08/26/09 15:45
9084131-DUP1										
Total Dissolved Solids	50.0	58.0		mg/L	15	20	9084131	NSH2123-05		08/26/09 15:50
9084131-DUP2										
Total Dissolved Solids	156	149		mg/L	5	20	9084131	NSH2123-11		08/26/09 15:50
9090014-DUP1										
Sulfate	417	451		mg/L	8	20	9090014	NSH1924-20		09/02/09 14:35
Chloride	440	477		mg/L	8	20	9090014	NSH1924-20		09/02/09 14:35
9090033-DUP1										
Sulfate	0.584	0.510		mg/L	14	20	9090033	NSH1924-22		09/04/09 03:12
Chloride	6.93	6.92		mg/L	0.1	20	9090033	NSH1924-22		09/04/09 03:12

Client	Kleinfelder Albuquerque - Exxon 8300 Jefferson NE Suite B Albuquerque, NM 87120	Work Order:	NSH1924
		Project Name:	Exxon Gladiola Station
		Project Number:	Gladiola Station - Lea County, NM
Attn	David Mazzanti	Received:	08/21/09 08:00

PROJECT QUALITY CONTROL DATA
LCS

Analyte	Known Val.	Analyzed Val	Q	Units	% Rec.	Target Range	Batch	Analyzed Date/Time
General Chemistry Parameters								
9083933-BS1								
Total Dissolved Solids	100	91.0		ug/mL	91%	90 - 110	9083933	08/25/09 17:16
9084127-BS1								
Alkalinity, Total (CaCO3)	100	107		ug/mL	107%	90 - 110	9084127	08/26/09 19:33
9084129-BS1								
Alkalinity, Total (CaCO3)	100	104		ug/mL	104%	90 - 110	9084129	08/26/09 15:45
9084131-BS1								
Total Dissolved Solids	100	99.0		ug/mL	99%	90 - 110	9084131	08/26/09 15:50
9090014-BS1								
Sulfate	15.0	15.3		mg/L	102%	90 - 110	9090014	09/01/09 17:44
Chloride	3.00	3.20		mg/L	107%	90 - 110	9090014	09/01/09 17:44
9090033-BS1								
Sulfate	15.0	15.4		mg/L	103%	90 - 110	9090033	09/04/09 00:45
Chloride	3.00	3.19	MNR	mg/L	106%	90 - 110	9090033	09/04/09 00:45
Dissolved Metals by EPA Method 6010B								
9083700-BS1								
Arsenic	0.0500	0.0488		mg/L	98%	80 - 120	9083700	08/25/09 16:48
Barium	2.00	2.05		mg/L	102%	80 - 120	9083700	08/25/09 16:48
Cadmium	0.0500	0.0475		mg/L	95%	80 - 120	9083700	08/25/09 16:48
Chromium	0.200	0.194		mg/L	97%	80 - 120	9083700	08/25/09 16:48
Lead	0.0500	0.0489		mg/L	98%	80 - 120	9083700	08/25/09 16:48
Selenium	0.0500	0.0486		mg/L	97%	80 - 120	9083700	08/25/09 16:48
Silver	0.0500	0.0482		mg/L	96%	80 - 120	9083700	08/25/09 16:48
9083701-BS1								
Arsenic	0.0500	0.0508		mg/L	102%	80 - 120	9083701	08/25/09 19:03
Barium	2.00	2.13		mg/L	106%	80 - 120	9083701	08/25/09 19:03
Cadmium	0.0500	0.0487		mg/L	97%	80 - 120	9083701	08/25/09 19:03
Chromium	0.200	0.201		mg/L	100%	80 - 120	9083701	08/25/09 19:03
Lead	0.0500	0.0509		mg/L	102%	80 - 120	9083701	08/25/09 19:03
Selenium	0.0500	0.0509		mg/L	102%	80 - 120	9083701	08/25/09 19:03
Silver	0.0500	0.0503		mg/L	101%	80 - 120	9083701	08/25/09 19:03
Dissolved Mercury by EPA Methods 7470A/7471A								
9083733-BS1								
Mercury	0.00100	0.00110		mg/L	110%	80 - 120	9083733	08/28/09 12:26

Client	Kleinfelder Albuquerque - Exxon	Work Order:	NSH1924
	8300 Jefferson NE Suite B	Project Name:	Exxon Gladiola Station
	Albuquerque, NM 87120	Project Number:	Gladiola Station - Lea County, NM
Attn	David Mazzanti	Received:	08/21/09 08:00

PROJECT QUALITY CONTROL DATA
LCS - Cont.

Analyte	Known Val.	Analyzed Val	Q	Units	% Rec.	Target Range	Batch	Analyzed Date/Time
Dissolved Mercury by EPA Methods 7470A/7471A								
9083740-BS1								
Mercury	0.00100	0.000962		mg/L	96%	80 - 120	9083740	08/27/09 12:08
Volatile Organic Compounds by EPA Method 8260B								
9083540-BS1								
Acetone	250	227		ug/L	91%	56 - 150	9083540	08/22/09 22:40
Benzene	50.0	49.2		ug/L	98%	80 - 121	9083540	08/22/09 22:40
Bromobenzene	50.0	51.0		ug/L	102%	72 - 130	9083540	08/22/09 22:40
Bromochloromethane	50.0	43.3		ug/L	87%	73 - 137	9083540	08/22/09 22:40
Bromodichloromethane	50.0	53.9		ug/L	108%	75 - 131	9083540	08/22/09 22:40
Bromoform	50.0	42.2		ug/L	84%	65 - 140	9083540	08/22/09 22:40
Bromomethane	50.0	46.3		ug/L	93%	50 - 150	9083540	08/22/09 22:40
2-Butanone	250	201		ug/L	80%	70 - 144	9083540	08/22/09 22:40
sec-Butylbenzene	50.0	51.9		ug/L	104%	72 - 140	9083540	08/22/09 22:40
n-Butylbenzene	50.0	49.8		ug/L	100%	68 - 140	9083540	08/22/09 22:40
tert-Butylbenzene	50.0	51.7		ug/L	103%	76 - 135	9083540	08/22/09 22:40
Carbon disulfide	50.0	51.7		ug/L	103%	74 - 137	9083540	08/22/09 22:40
Carbon Tetrachloride	50.0	53.2		ug/L	106%	71 - 137	9083540	08/22/09 22:40
Chlorobenzene	50.0	49.6		ug/L	99%	80 - 121	9083540	08/22/09 22:40
Chlorodibromomethane	50.0	45.5		ug/L	91%	68 - 137	9083540	08/22/09 22:40
Chloroethane	50.0	43.8		ug/L	88%	50 - 146	9083540	08/22/09 22:40
Chloroform	50.0	45.3		ug/L	91%	73 - 131	9083540	08/22/09 22:40
Chloromethane	50.0	43.8		ug/L	88%	30 - 132	9083540	08/22/09 22:40
2-Chlorotoluene	50.0	58.2		ug/L	116%	74 - 135	9083540	08/22/09 22:40
4-Chlorotoluene	50.0	56.2		ug/L	112%	74 - 132	9083540	08/22/09 22:40
1,2-Dibromo-3-chloropropane	50.0	40.6		ug/L	81%	56 - 145	9083540	08/22/09 22:40
1,2-Dibromoethane (EDB)	50.0	50.9		ug/L	102%	80 - 135	9083540	08/22/09 22:40
Dibromomethane	50.0	44.8		ug/L	90%	78 - 133	9083540	08/22/09 22:40
1,4-Dichlorobenzene	50.0	49.2		ug/L	98%	80 - 120	9083540	08/22/09 22:40
1,3-Dichlorobenzene	50.0	54.3		ug/L	109%	80 - 128	9083540	08/22/09 22:40
1,2-Dichlorobenzene	50.0	52.4		ug/L	105%	80 - 125	9083540	08/22/09 22:40
Dichlorodifluoromethane	50.0	42.2		ug/L	84%	30 - 132	9083540	08/22/09 22:40
1,1-Dichloroethane	50.0	47.6		ug/L	95%	75 - 125	9083540	08/22/09 22:40
1,2-Dichloroethane	50.0	45.8		ug/L	92%	70 - 134	9083540	08/22/09 22:40
cis-1,2-Dichloroethene	50.0	47.2		ug/L	94%	71 - 132	9083540	08/22/09 22:40
1,1-Dichloroethene	50.0	49.6		ug/L	99%	73 - 125	9083540	08/22/09 22:40
trans-1,2-Dichloroethene	50.0	48.1		ug/L	96%	77 - 125	9083540	08/22/09 22:40
1,3-Dichloropropane	50.0	48.2		ug/L	96%	76 - 125	9083540	08/22/09 22:40
1,2-Dichloropropane	50.0	44.2		ug/L	88%	72 - 120	9083540	08/22/09 22:40
2,2-Dichloropropane	50.0	37.1		ug/L	74%	50 - 150	9083540	08/22/09 22:40
cis-1,3-Dichloropropene	50.0	67.9		ug/L	136%	70 - 140	9083540	08/22/09 22:40
trans-1,3-Dichloropropene	50.0	46.2		ug/L	92%	62 - 139	9083540	08/22/09 22:40

Client	Kleinfelder Albuquerque - Exxon 8300 Jefferson NE Suite B Albuquerque, NM 87120	Work Order:	NSH1924
		Project Name:	Exxon Gladiola Station
		Project Number:	Gladiola Station - Lea County, NM
Attn	David Mazzanti	Received:	08/21/09 08:00

PROJECT QUALITY CONTROL DATA
LCS - Cont.

Analyte	Known Val.	Analyzed Val	Q	Units	% Rec.	Target Range	Batch	Analyzed Date/Time
Volatile Organic Compounds by EPA Method 8260B								
9083540-BS1								
1,1-Dichloropropene	50.0	48.7		ug/L	97%	78 - 126	9083540	08/22/09 22:40
Ethylbenzene	50.0	54.8		ug/L	110%	78 - 133	9083540	08/22/09 22:40
Hexachlorobutadiene	50.0	55.5		ug/L	111%	70 - 150	9083540	08/22/09 22:40
2-Hexanone	250	208		ug/L	83%	60 - 150	9083540	08/22/09 22:40
Isopropylbenzene	50.0	54.7		ug/L	109%	69 - 120	9083540	08/22/09 22:40
p-Isopropyltoluene	50.0	50.4		ug/L	101%	72 - 134	9083540	08/22/09 22:40
Methyl tert-Butyl Ether	50.0	44.2		ug/L	88%	76 - 120	9083540	08/22/09 22:40
Methylene Chloride	50.0	45.4		ug/L	91%	80 - 133	9083540	08/22/09 22:40
4-Methyl-2-pentanone	250	242		ug/L	97%	62 - 146	9083540	08/22/09 22:40
Naphthalene	50.0	45.2		ug/L	90%	71 - 139	9083540	08/22/09 22:40
n-Propylbenzene	50.0	58.3		ug/L	117%	70 - 143	9083540	08/22/09 22:40
Styrene	50.0	52.4		ug/L	105%	80 - 136	9083540	08/22/09 22:40
1,1,1,2-Tetrachloroethane	50.0	54.4		ug/L	109%	80 - 130	9083540	08/22/09 22:40
1,1,2,2-Tetrachloroethane	50.0	43.1		ug/L	86%	73 - 131	9083540	08/22/09 22:40
Tetrachloroethene	50.0	51.3		ug/L	103%	77 - 131	9083540	08/22/09 22:40
Toluene	50.0	54.5		ug/L	109%	78 - 125	9083540	08/22/09 22:40
1,2,3-Trichlorobenzene	50.0	43.1		ug/L	86%	71 - 138	9083540	08/22/09 22:40
1,2,4-Trichlorobenzene	50.0	46.2		ug/L	92%	74 - 136	9083540	08/22/09 22:40
1,1,2-Trichloroethane	50.0	48.4		ug/L	97%	80 - 123	9083540	08/22/09 22:40
1,1,1-Trichloroethane	50.0	48.6		ug/L	97%	75 - 137	9083540	08/22/09 22:40
Trichloroethene	50.0	51.0		ug/L	102%	74 - 139	9083540	08/22/09 22:40
Trichlorofluoromethane	50.0	46.9		ug/L	94%	60 - 133	9083540	08/22/09 22:40
1,2,3-Trichloropropane	50.0	42.7		ug/L	85%	64 - 127	9083540	08/22/09 22:40
1,3,5-Trimethylbenzene	50.0	52.5		ug/L	105%	75 - 134	9083540	08/22/09 22:40
1,2,4-Trimethylbenzene	50.0	52.9		ug/L	106%	77 - 134	9083540	08/22/09 22:40
Vinyl chloride	50.0	44.0		ug/L	88%	60 - 122	9083540	08/22/09 22:40
Xylenes, total	150	166		ug/L	110%	78 - 134	9083540	08/22/09 22:40
Surrogate: 1,2-Dichloroethane-d4	25.0	25.2			101%	63 - 140	9083540	08/22/09 22:40
Surrogate: Dibromofluoromethane	25.0	23.4			94%	73 - 131	9083540	08/22/09 22:40
Surrogate: Toluene-d8	25.0	26.0			104%	80 - 120	9083540	08/22/09 22:40
Surrogate: 4-Bromofluorobenzene	25.0	26.1			105%	79 - 125	9083540	08/22/09 22:40
9083552-BS1								
Acetone	250	265	MNR1	ug/L	106%	56 - 150	9083552	08/25/09 11:49
Benzene	50.0	53.8	MNR1	ug/L	108%	80 - 121	9083552	08/25/09 11:49
Bromobenzene	50.0	47.2	MNR1	ug/L	94%	72 - 130	9083552	08/25/09 11:49
Bromochloromethane	50.0	49.1	MNR1	ug/L	98%	73 - 137	9083552	08/25/09 11:49
Bromodichloromethane	50.0	52.0	MNR1	ug/L	104%	75 - 131	9083552	08/25/09 11:49
Bromoform	50.0	48.3	MNR1	ug/L	97%	65 - 140	9083552	08/25/09 11:49
Bromomethane	50.0	50.2	MNR1	ug/L	100%	50 - 150	9083552	08/25/09 11:49
2-Butanone	250	222	MNR1	ug/L	89%	70 - 144	9083552	08/25/09 11:49

Client	Kleinfelder Albuquerque - Exxon	Work Order:	NSH1924
	8300 Jefferson NE Suite B	Project Name:	Exxon Gladiola Station
	Albuquerque, NM 87120	Project Number:	Gladiola Station - Lea County, NM
Attn	David Mazzanti	Received:	08/21/09 08:00

PROJECT QUALITY CONTROL DATA
LCS - Cont.

Analyte	Known Val.	Analyzed Val	Q	Units	% Rec.	Target Range	Batch	Analyzed Date/Time
Volatile Organic Compounds by EPA Method 8260B								
9083552-BS1								
sec-Butylbenzene	50.0	51.5	MNR1	ug/L	103%	72 - 140	9083552	08/25/09 11:49
n-Butylbenzene	50.0	52.2	MNR1	ug/L	104%	68 - 140	9083552	08/25/09 11:49
tert-Butylbenzene	50.0	50.2	MNR1	ug/L	100%	76 - 135	9083552	08/25/09 11:49
Carbon disulfide	50.0	65.0	MNR1	ug/L	130%	74 - 137	9083552	08/25/09 11:49
Carbon Tetrachloride	50.0	62.3	MNR1	ug/L	125%	71 - 137	9083552	08/25/09 11:49
Chlorobenzene	50.0	50.4	MNR1	ug/L	101%	80 - 121	9083552	08/25/09 11:49
Chlorodibromomethane	50.0	47.9	MNR1	ug/L	96%	68 - 137	9083552	08/25/09 11:49
Chloroethane	50.0	57.4	MNR1	ug/L	115%	50 - 146	9083552	08/25/09 11:49
Chloroform	50.0	51.1	MNR1	ug/L	102%	73 - 131	9083552	08/25/09 11:49
Chloromethane	50.0	60.6	MNR1	ug/L	121%	30 - 132	9083552	08/25/09 11:49
2-Chlorotoluene	50.0	49.6	MNR1	ug/L	99%	74 - 135	9083552	08/25/09 11:49
4-Chlorotoluene	50.0	50.0	MNR1	ug/L	100%	74 - 132	9083552	08/25/09 11:49
1,2-Dibromo-3-chloropropane	50.0	42.6	MNR1	ug/L	85%	56 - 145	9083552	08/25/09 11:49
1,2-Dibromoethane (EDB)	50.0	50.1	MNR1	ug/L	100%	80 - 135	9083552	08/25/09 11:49
Dibromomethane	50.0	50.7	MNR1	ug/L	101%	78 - 133	9083552	08/25/09 11:49
1,4-Dichlorobenzene	50.0	47.0	MNR1	ug/L	94%	80 - 120	9083552	08/25/09 11:49
1,3-Dichlorobenzene	50.0	47.8	MNR1	ug/L	96%	80 - 128	9083552	08/25/09 11:49
1,2-Dichlorobenzene	50.0	48.2	MNR1	ug/L	96%	80 - 125	9083552	08/25/09 11:49
Dichlorodifluoromethane	50.0	52.0	MNR1	ug/L	104%	30 - 132	9083552	08/25/09 11:49
1,1-Dichloroethane	50.0	56.8	MNR1	ug/L	114%	75 - 125	9083552	08/25/09 11:49
1,2-Dichloroethane	50.0	50.3	MNR1	ug/L	101%	70 - 134	9083552	08/25/09 11:49
cis-1,2-Dichloroethene	50.0	57.4	MNR1	ug/L	115%	71 - 132	9083552	08/25/09 11:49
1,1-Dichloroethene	50.0	56.7	MNR1	ug/L	113%	73 - 125	9083552	08/25/09 11:49
trans-1,2-Dichloroethene	50.0	56.2	MNR1	ug/L	112%	77 - 125	9083552	08/25/09 11:49
1,3-Dichloropropane	50.0	47.7	MNR1	ug/L	95%	76 - 125	9083552	08/25/09 11:49
1,2-Dichloropropane	50.0	53.0	MNR1	ug/L	106%	72 - 120	9083552	08/25/09 11:49
2,2-Dichloropropane	50.0	70.2	MNR1	ug/L	140%	50 - 150	9083552	08/25/09 11:49
cis-1,3-Dichloropropene	50.0	49.6	MNR1	ug/L	99%	70 - 140	9083552	08/25/09 11:49
trans-1,3-Dichloropropene	50.0	47.8	MNR1	ug/L	96%	62 - 139	9083552	08/25/09 11:49
1,1-Dichloropropene	50.0	53.5	MNR1	ug/L	107%	78 - 126	9083552	08/25/09 11:49
Ethylbenzene	50.0	54.8	MNR1	ug/L	110%	78 - 133	9083552	08/25/09 11:49
Hexachlorobutadiene	50.0	53.6	MNR1	ug/L	107%	70 - 150	9083552	08/25/09 11:49
2-Hexanone	250	238	MNR1	ug/L	95%	60 - 150	9083552	08/25/09 11:49
Isopropylbenzene	50.0	57.7	MNR1	ug/L	115%	69 - 120	9083552	08/25/09 11:49
p-Isopropyltoluene	50.0	51.1	MNR1	ug/L	102%	72 - 134	9083552	08/25/09 11:49
Methyl tert-Butyl Ether	50.0	54.4	MNR1	ug/L	109%	76 - 120	9083552	08/25/09 11:49
Methylene Chloride	50.0	51.5	MNR1	ug/L	103%	80 - 133	9083552	08/25/09 11:49
4-Methyl-2-pentanone	250	208	MNR1	ug/L	83%	62 - 146	9083552	08/25/09 11:49
Naphthalene	50.0	46.9	MNR1	ug/L	94%	71 - 139	9083552	08/25/09 11:49
n-Propylbenzene	50.0	49.6	MNR1	ug/L	99%	70 - 143	9083552	08/25/09 11:49
Styrene	50.0	58.6	MNR1	ug/L	117%	80 - 136	9083552	08/25/09 11:49

Client	Kleinfelder Albuquerque - Exxon 8300 Jefferson NE Suite B Albuquerque, NM 87120	Work Order: Project Name: Project Number:	NSH1924 Exxon Gladiola Station Gladiola Station - Lea County, NM
Attn	David Mazzanti	Received:	08/21/09 08:00

PROJECT QUALITY CONTROL DATA
LCS - Cont.

Analyte	Known Val.	Analyzed Val	Q	Units	% Rec.	Target Range	Batch	Analyzed Date/Time
Volatile Organic Compounds by EPA Method 8260B								
9083552-BS1								
1,1,1,2-Tetrachloroethane	50.0	48.5	MNR1	ug/L	97%	80 - 130	9083552	08/25/09 11:49
1,1,2,2-Tetrachloroethane	50.0	48.2	MNR1	ug/L	96%	73 - 131	9083552	08/25/09 11:49
Tetrachloroethene	50.0	46.7	MNR1	ug/L	93%	77 - 131	9083552	08/25/09 11:49
Toluene	50.0	46.6	MNR1	ug/L	93%	78 - 125	9083552	08/25/09 11:49
1,2,3-Trichlorobenzene	50.0	46.1	MNR1	ug/L	92%	71 - 138	9083552	08/25/09 11:49
1,2,4-Trichlorobenzene	50.0	47.7	MNR1	ug/L	95%	74 - 136	9083552	08/25/09 11:49
1,1,2-Trichloroethane	50.0	45.7	MNR1	ug/L	91%	80 - 123	9083552	08/25/09 11:49
1,1,1-Trichloroethane	50.0	56.5	MNR1	ug/L	113%	75 - 137	9083552	08/25/09 11:49
Trichloroethene	50.0	51.0	MNR1	ug/L	102%	74 - 139	9083552	08/25/09 11:49
Trichlorofluoromethane	50.0	56.6	MNR1	ug/L	113%	60 - 133	9083552	08/25/09 11:49
1,2,3-Trichloropropane	50.0	46.6	MNR1	ug/L	93%	64 - 127	9083552	08/25/09 11:49
1,3,5-Trimethylbenzene	50.0	51.4	MNR1	ug/L	103%	75 - 134	9083552	08/25/09 11:49
1,2,4-Trimethylbenzene	50.0	51.4	MNR1	ug/L	103%	77 - 134	9083552	08/25/09 11:49
Vinyl chloride	50.0	53.7	MNR1	ug/L	107%	60 - 122	9083552	08/25/09 11:49
Xylenes, total	150	168	MNR1	ug/L	112%	78 - 134	9083552	08/25/09 11:49
Surrogate: 1,2-Dichloroethane-d4	25.0	22.2			89%	63 - 140	9083552	08/25/09 11:49
Surrogate: Dibromofluoromethane	25.0	24.6			98%	73 - 131	9083552	08/25/09 11:49
Surrogate: Toluene-d8	25.0	20.9			84%	80 - 120	9083552	08/25/09 11:49
Surrogate: 4-Bromofluorobenzene	25.0	24.0			96%	79 - 125	9083552	08/25/09 11:49
9083614-BS1								
Acetone	250	289		ug/L	116%	56 - 150	9083614	08/28/09 11:14
Benzene	50.0	59.7		ug/L	119%	80 - 121	9083614	08/28/09 11:14
Bromobenzene	50.0	48.7		ug/L	97%	72 - 130	9083614	08/28/09 11:14
Bromochloromethane	50.0	50.0		ug/L	100%	73 - 137	9083614	08/28/09 11:14
Bromodichloromethane	50.0	48.8		ug/L	98%	75 - 131	9083614	08/28/09 11:14
Bromoform	50.0	47.9		ug/L	96%	65 - 140	9083614	08/28/09 11:14
Bromomethane	50.0	58.7		ug/L	117%	50 - 150	9083614	08/28/09 11:14
2-Butanone	250	252		ug/L	101%	70 - 144	9083614	08/28/09 11:14
sec-Butylbenzene	50.0	53.7		ug/L	107%	72 - 140	9083614	08/28/09 11:14
n-Butylbenzene	50.0	54.6		ug/L	109%	68 - 140	9083614	08/28/09 11:14
tert-Butylbenzene	50.0	53.8		ug/L	108%	76 - 135	9083614	08/28/09 11:14
Carbon disulfide	50.0	48.5		ug/L	97%	74 - 137	9083614	08/28/09 11:14
Carbon Tetrachloride	50.0	58.1		ug/L	116%	71 - 137	9083614	08/28/09 11:14
Chlorobenzene	50.0	48.4		ug/L	97%	80 - 121	9083614	08/28/09 11:14
Chlorodibromomethane	50.0	53.4		ug/L	107%	68 - 137	9083614	08/28/09 11:14
Chloroethane	50.0	53.0		ug/L	106%	50 - 146	9083614	08/28/09 11:14
Chloroform	50.0	54.4		ug/L	109%	73 - 131	9083614	08/28/09 11:14
Chloromethane	50.0	49.2		ug/L	98%	30 - 132	9083614	08/28/09 11:14
2-Chlorotoluene	50.0	50.3		ug/L	101%	74 - 135	9083614	08/28/09 11:14
4-Chlorotoluene	50.0	48.6		ug/L	97%	74 - 132	9083614	08/28/09 11:14

Client	Kleinfelder Albuquerque - Exxon	Work Order:	NSH1924
	8300 Jefferson NE Suite B	Project Name:	Exxon Gladiola Station
	Albuquerque, NM 87120	Project Number:	Gladiola Station - Lea County, NM
Attn	David Mazzanti	Received:	08/21/09 08:00

PROJECT QUALITY CONTROL DATA
LCS - Cont.

Analyte	Known Val.	Analyzed Val	Q	Units	% Rec.	Target Range	Batch	Analyzed Date/Time
Volatile Organic Compounds by EPA Method 8260B								
9083614-BS1								
1,2-Dibromo-3-chloropropane	50.0	55.2		ug/L	110%	56 - 145	9083614	08/28/09 11:14
1,2-Dibromoethane (EDB)	50.0	47.5		ug/L	95%	80 - 135	9083614	08/28/09 11:14
Dibromomethane	50.0	47.9		ug/L	96%	78 - 133	9083614	08/28/09 11:14
1,4-Dichlorobenzene	50.0	49.0		ug/L	98%	80 - 120	9083614	08/28/09 11:14
1,3-Dichlorobenzene	50.0	50.5		ug/L	101%	80 - 128	9083614	08/28/09 11:14
1,2-Dichlorobenzene	50.0	53.3		ug/L	107%	80 - 125	9083614	08/28/09 11:14
Dichlorodifluoromethane	50.0	43.4		ug/L	87%	30 - 132	9083614	08/28/09 11:14
1,1-Dichloroethane	50.0	49.9		ug/L	100%	75 - 125	9083614	08/28/09 11:14
1,2-Dichloroethane	50.0	49.0		ug/L	98%	70 - 134	9083614	08/28/09 11:14
cis-1,2-Dichloroethene	50.0	49.7		ug/L	99%	71 - 132	9083614	08/28/09 11:14
1,1-Dichloroethene	50.0	49.8		ug/L	100%	73 - 125	9083614	08/28/09 11:14
trans-1,2-Dichloroethene	50.0	50.6		ug/L	101%	77 - 125	9083614	08/28/09 11:14
1,3-Dichloropropane	50.0	45.6		ug/L	91%	76 - 125	9083614	08/28/09 11:14
1,2-Dichloropropane	50.0	46.1		ug/L	92%	72 - 120	9083614	08/28/09 11:14
2,2-Dichloropropane	50.0	52.3		ug/L	105%	50 - 150	9083614	08/28/09 11:14
cis-1,3-Dichloropropene	50.0	49.0		ug/L	98%	70 - 140	9083614	08/28/09 11:14
trans-1,3-Dichloropropene	50.0	48.3		ug/L	97%	62 - 139	9083614	08/28/09 11:14
1,1-Dichloropropene	50.0	52.1		ug/L	104%	78 - 126	9083614	08/28/09 11:14
Ethylbenzene	50.0	57.4		ug/L	115%	78 - 133	9083614	08/28/09 11:14
Hexachlorobutadiene	50.0	55.8		ug/L	112%	70 - 150	9083614	08/28/09 11:14
2-Hexanone	250	239		ug/L	95%	60 - 150	9083614	08/28/09 11:14
Isopropylbenzene	50.0	50.4		ug/L	101%	69 - 120	9083614	08/28/09 11:14
p-Isopropyltoluene	50.0	52.2		ug/L	104%	72 - 134	9083614	08/28/09 11:14
Methyl tert-Butyl Ether	50.0	47.8		ug/L	96%	76 - 120	9083614	08/28/09 11:14
Methylene Chloride	50.0	48.0		ug/L	96%	80 - 133	9083614	08/28/09 11:14
4-Methyl-2-pentanone	250	225		ug/L	90%	62 - 146	9083614	08/28/09 11:14
Naphthalene	50.0	51.3		ug/L	103%	71 - 139	9083614	08/28/09 11:14
n-Propylbenzene	50.0	51.0		ug/L	102%	70 - 143	9083614	08/28/09 11:14
Styrene	50.0	49.4		ug/L	99%	80 - 136	9083614	08/28/09 11:14
1,1,1,2-Tetrachloroethane	50.0	50.5		ug/L	101%	80 - 130	9083614	08/28/09 11:14
1,1,2,2-Tetrachloroethane	50.0	48.3		ug/L	97%	73 - 131	9083614	08/28/09 11:14
Tetrachloroethene	50.0	50.2		ug/L	100%	77 - 131	9083614	08/28/09 11:14
Toluene	50.0	56.7		ug/L	113%	78 - 125	9083614	08/28/09 11:14
1,2,3-Trichlorobenzene	50.0	53.2		ug/L	106%	71 - 138	9083614	08/28/09 11:14
1,2,4-Trichlorobenzene	50.0	55.1		ug/L	110%	74 - 136	9083614	08/28/09 11:14
1,1,2-Trichloroethane	50.0	45.5		ug/L	91%	80 - 123	9083614	08/28/09 11:14
1,1,1-Trichloroethane	50.0	54.6		ug/L	109%	75 - 137	9083614	08/28/09 11:14
Trichloroethene	50.0	46.8		ug/L	94%	74 - 139	9083614	08/28/09 11:14
Trichlorofluoromethane	50.0	48.4		ug/L	97%	60 - 133	9083614	08/28/09 11:14
1,2,3-Trichloropropane	50.0	45.9		ug/L	92%	64 - 127	9083614	08/28/09 11:14
1,3,5-Trimethylbenzene	50.0	51.1		ug/L	102%	75 - 134	9083614	08/28/09 11:14

Client	Kleinfelder Albuquerque - Exxon	Work Order:	NSH1924
	8300 Jefferson NE Suite B	Project Name:	Exxon Gladiola Station
	Albuquerque, NM 87120	Project Number:	Gladiola Station - Lea County, NM
Attn	David Mazzanti	Received:	08/21/09 08:00

PROJECT QUALITY CONTROL DATA
LCS - Cont.

Analyte	Known Val.	Analyzed Val	Q	Units	% Rec.	Target Range	Batch	Analyzed Date/Time
Volatile Organic Compounds by EPA Method 8260B								
9083614-BS1								
1,2,4-Trimethylbenzene	50.0	51.5		ug/L	103%	77 - 134	9083614	08/28/09 11:14
Vinyl chloride	50.0	49.7		ug/L	99%	60 - 122	9083614	08/28/09 11:14
Xylenes, total	150	166		ug/L	110%	78 - 134	9083614	08/28/09 11:14
Surrogate: 1,2-Dichloroethane-d4	25.0	24.0			96%	63 - 140	9083614	08/28/09 11:14
Surrogate: Dibromofluoromethane	25.0	24.6			98%	73 - 131	9083614	08/28/09 11:14
Surrogate: Toluene-d8	25.0	23.5			94%	80 - 120	9083614	08/28/09 11:14
Surrogate: 4-Bromofluorobenzene	25.0	25.5			102%	79 - 125	9083614	08/28/09 11:14
9084014-BS1								
Acetone	250	281		ug/L	112%	56 - 150	9084014	08/28/09 22:31
Benzene	50.0	57.3		ug/L	115%	80 - 121	9084014	08/28/09 22:31
Bromobenzene	50.0	47.1		ug/L	94%	72 - 130	9084014	08/28/09 22:31
Bromochloromethane	50.0	49.5		ug/L	99%	73 - 137	9084014	08/28/09 22:31
Bromodichloromethane	50.0	47.9		ug/L	96%	75 - 131	9084014	08/28/09 22:31
Bromoform	50.0	49.3		ug/L	99%	65 - 140	9084014	08/28/09 22:31
Bromomethane	50.0	59.4		ug/L	119%	50 - 150	9084014	08/28/09 22:31
2-Butanone	250	252		ug/L	101%	70 - 144	9084014	08/28/09 22:31
sec-Butylbenzene	50.0	50.3		ug/L	101%	72 - 140	9084014	08/28/09 22:31
n-Butylbenzene	50.0	49.4		ug/L	99%	68 - 140	9084014	08/28/09 22:31
tert-Butylbenzene	50.0	51.1		ug/L	102%	76 - 135	9084014	08/28/09 22:31
Carbon disulfide	50.0	44.6		ug/L	89%	74 - 137	9084014	08/28/09 22:31
Carbon Tetrachloride	50.0	55.3		ug/L	111%	71 - 137	9084014	08/28/09 22:31
Chlorobenzene	50.0	46.8		ug/L	94%	80 - 121	9084014	08/28/09 22:31
Chlorodibromomethane	50.0	53.2		ug/L	106%	68 - 137	9084014	08/28/09 22:31
Chloroethane	50.0	51.5		ug/L	103%	50 - 146	9084014	08/28/09 22:31
Chloroform	50.0	52.9		ug/L	106%	73 - 131	9084014	08/28/09 22:31
Chloromethane	50.0	46.2		ug/L	92%	30 - 132	9084014	08/28/09 22:31
2-Chlorotoluene	50.0	47.6		ug/L	95%	74 - 135	9084014	08/28/09 22:31
4-Chlorotoluene	50.0	46.1		ug/L	92%	74 - 132	9084014	08/28/09 22:31
1,2-Dibromo-3-chloropropane	50.0	55.6		ug/L	111%	56 - 145	9084014	08/28/09 22:31
1,2-Dibromoethane (EDB)	50.0	47.9		ug/L	96%	80 - 135	9084014	08/28/09 22:31
Dibromomethane	50.0	48.0		ug/L	96%	78 - 133	9084014	08/28/09 22:31
1,4-Dichlorobenzene	50.0	46.7		ug/L	93%	80 - 120	9084014	08/28/09 22:31
1,3-Dichlorobenzene	50.0	47.9		ug/L	96%	80 - 128	9084014	08/28/09 22:31
1,2-Dichlorobenzene	50.0	51.4		ug/L	103%	80 - 125	9084014	08/28/09 22:31
Dichlorodifluoromethane	50.0	42.4		ug/L	85%	30 - 132	9084014	08/28/09 22:31
1,1-Dichloroethane	50.0	48.0		ug/L	96%	75 - 125	9084014	08/28/09 22:31
1,2-Dichloroethane	50.0	48.2		ug/L	96%	70 - 134	9084014	08/28/09 22:31
cis-1,2-Dichloroethene	50.0	46.6		ug/L	93%	71 - 132	9084014	08/28/09 22:31
1,1-Dichloroethene	50.0	48.5		ug/L	97%	73 - 125	9084014	08/28/09 22:31
trans-1,2-Dichloroethene	50.0	48.0		ug/L	96%	77 - 125	9084014	08/28/09 22:31

Client	Kleinfelder Albuquerque - Exxon 8300 Jefferson NE Suite B Albuquerque, NM 87120	Work Order:	NSH1924
		Project Name:	Exxon Gladiola Station
		Project Number:	Gladiola Station - Lea County, NM
Attn	David Mazzanti	Received:	08/21/09 08:00

PROJECT QUALITY CONTROL DATA
LCS - Cont.

Analyte	Known Val.	Analyzed Val	Q	Units	% Rec.	Target Range	Batch	Analyzed Date/Time
Volatile Organic Compounds by EPA Method 8260B								
9084014-BS1								
1,3-Dichloropropane	50.0	45.4		ug/L	91%	76 - 125	9084014	08/28/09 22:31
1,2-Dichloropropane	50.0	44.6		ug/L	89%	72 - 120	9084014	08/28/09 22:31
2,2-Dichloropropane	50.0	41.1		ug/L	82%	50 - 150	9084014	08/28/09 22:31
cis-1,3-Dichloropropene	50.0	46.7		ug/L	93%	70 - 140	9084014	08/28/09 22:31
trans-1,3-Dichloropropene	50.0	45.4		ug/L	91%	62 - 139	9084014	08/28/09 22:31
1,1-Dichloropropene	50.0	49.6		ug/L	99%	78 - 126	9084014	08/28/09 22:31
Ethylbenzene	50.0	55.7		ug/L	111%	78 - 133	9084014	08/28/09 22:31
Hexachlorobutadiene	50.0	49.8		ug/L	100%	70 - 150	9084014	08/28/09 22:31
2-Hexanone	250	241		ug/L	96%	60 - 150	9084014	08/28/09 22:31
Isopropylbenzene	50.0	48.0		ug/L	96%	69 - 120	9084014	08/28/09 22:31
p-Isopropyltoluene	50.0	49.2		ug/L	98%	72 - 134	9084014	08/28/09 22:31
Methyl tert-Butyl Ether	50.0	47.9		ug/L	96%	76 - 120	9084014	08/28/09 22:31
Methylene Chloride	50.0	46.5		ug/L	93%	80 - 133	9084014	08/28/09 22:31
4-Methyl-2-pentanone	250	230		ug/L	92%	62 - 146	9084014	08/28/09 22:31
Naphthalene	50.0	49.8		ug/L	100%	71 - 139	9084014	08/28/09 22:31
n-Propylbenzene	50.0	47.8		ug/L	96%	70 - 143	9084014	08/28/09 22:31
Styrene	50.0	47.8		ug/L	96%	80 - 136	9084014	08/28/09 22:31
1,1,1,2-Tetrachloroethane	50.0	49.9		ug/L	100%	80 - 130	9084014	08/28/09 22:31
1,1,2,2-Tetrachloroethane	50.0	45.6		ug/L	91%	73 - 131	9084014	08/28/09 22:31
Tetrachloroethene	50.0	47.5		ug/L	95%	77 - 131	9084014	08/28/09 22:31
Toluene	50.0	54.9		ug/L	110%	78 - 125	9084014	08/28/09 22:31
1,2,3-Trichlorobenzene	50.0	50.1		ug/L	100%	71 - 138	9084014	08/28/09 22:31
1,2,4-Trichlorobenzene	50.0	51.4		ug/L	103%	74 - 136	9084014	08/28/09 22:31
1,1,2-Trichloroethane	50.0	45.5		ug/L	91%	80 - 123	9084014	08/28/09 22:31
1,1,1-Trichloroethane	50.0	52.1		ug/L	104%	75 - 137	9084014	08/28/09 22:31
Trichloroethene	50.0	46.6		ug/L	93%	74 - 139	9084014	08/28/09 22:31
Trichlorofluoromethane	50.0	46.6		ug/L	93%	60 - 133	9084014	08/28/09 22:31
1,2,3-Trichloropropane	50.0	44.7		ug/L	89%	64 - 127	9084014	08/28/09 22:31
1,3,5-Trimethylbenzene	50.0	48.7		ug/L	97%	75 - 134	9084014	08/28/09 22:31
1,2,4-Trimethylbenzene	50.0	49.4		ug/L	99%	77 - 134	9084014	08/28/09 22:31
Vinyl chloride	50.0	47.6		ug/L	95%	60 - 122	9084014	08/28/09 22:31
Xylenes, total	150	159		ug/L	106%	78 - 134	9084014	08/28/09 22:31
Surrogate: 1,2-Dichloroethane-d4	25.0	24.7			99%	63 - 140	9084014	08/28/09 22:31
Surrogate: Dibromofluoromethane	25.0	24.9			100%	73 - 131	9084014	08/28/09 22:31
Surrogate: Toluene-d8	25.0	23.5			94%	80 - 120	9084014	08/28/09 22:31
Surrogate: 4-Bromofluorobenzene	25.0	25.3			101%	79 - 125	9084014	08/28/09 22:31
9084019-BS1								
Acetone	250	235		ug/L	94%	56 - 150	9084019	08/25/09 09:10
Benzene	50.0	51.2		ug/L	102%	80 - 121	9084019	08/25/09 09:10
Bromobenzene	50.0	53.3		ug/L	107%	72 - 130	9084019	08/25/09 09:10

Client	Kleinfelder Albuquerque - Exxon	Work Order:	NSH1924
	8300 Jefferson NE Suite B	Project Name:	Exxon Gladiola Station
	Albuquerque, NM 87120	Project Number:	Gladiola Station - Lea County, NM
Attn	David Mazzanti	Received:	08/21/09 08:00

PROJECT QUALITY CONTROL DATA
LCS - Cont.

Analyte	Known Val.	Analyzed Val	Q	Units	% Rec.	Target Range	Batch	Analyzed Date/Time
Volatile Organic Compounds by EPA Method 8260B								
9084019-BS1								
Bromochloromethane	50.0	46.3		ug/L	93%	73 - 137	9084019	08/25/09 09:10
Bromodichloromethane	50.0	52.3		ug/L	105%	75 - 131	9084019	08/25/09 09:10
Bromoform	50.0	45.2		ug/L	90%	65 - 140	9084019	08/25/09 09:10
Bromomethane	50.0	48.7		ug/L	97%	50 - 150	9084019	08/25/09 09:10
2-Butanone	250	198		ug/L	79%	70 - 144	9084019	08/25/09 09:10
sec-Butylbenzene	50.0	55.2		ug/L	110%	72 - 140	9084019	08/25/09 09:10
n-Butylbenzene	50.0	54.1		ug/L	108%	68 - 140	9084019	08/25/09 09:10
tert-Butylbenzene	50.0	53.7		ug/L	107%	76 - 135	9084019	08/25/09 09:10
Carbon disulfide	50.0	53.8		ug/L	108%	74 - 137	9084019	08/25/09 09:10
Carbon Tetrachloride	50.0	55.1		ug/L	110%	71 - 137	9084019	08/25/09 09:10
Chlorobenzene	50.0	51.2		ug/L	102%	80 - 121	9084019	08/25/09 09:10
Chlorodibromomethane	50.0	48.6		ug/L	97%	68 - 137	9084019	08/25/09 09:10
Chloroethane	50.0	46.8		ug/L	94%	50 - 146	9084019	08/25/09 09:10
Chloroform	50.0	48.2		ug/L	96%	73 - 131	9084019	08/25/09 09:10
Chloromethane	50.0	47.6		ug/L	95%	30 - 132	9084019	08/25/09 09:10
2-Chlorotoluene	50.0	60.2		ug/L	120%	74 - 135	9084019	08/25/09 09:10
4-Chlorotoluene	50.0	57.7		ug/L	115%	74 - 132	9084019	08/25/09 09:10
1,2-Dibromo-3-chloropropane	50.0	40.4		ug/L	81%	56 - 145	9084019	08/25/09 09:10
1,2-Dibromoethane (EDB)	50.0	51.6		ug/L	103%	80 - 135	9084019	08/25/09 09:10
Dibromomethane	50.0	44.0		ug/L	88%	78 - 133	9084019	08/25/09 09:10
1,4-Dichlorobenzene	50.0	50.6		ug/L	101%	80 - 120	9084019	08/25/09 09:10
1,3-Dichlorobenzene	50.0	56.8		ug/L	114%	80 - 128	9084019	08/25/09 09:10
1,2-Dichlorobenzene	50.0	53.8		ug/L	108%	80 - 125	9084019	08/25/09 09:10
Dichlorodifluoromethane	50.0	42.9		ug/L	86%	30 - 132	9084019	08/25/09 09:10
1,1-Dichloroethane	50.0	49.4		ug/L	99%	75 - 125	9084019	08/25/09 09:10
1,2-Dichloroethane	50.0	47.8		ug/L	96%	70 - 134	9084019	08/25/09 09:10
cis-1,2-Dichloroethene	50.0	50.1		ug/L	100%	71 - 132	9084019	08/25/09 09:10
1,1-Dichloroethene	50.0	50.7		ug/L	101%	73 - 125	9084019	08/25/09 09:10
trans-1,2-Dichloroethene	50.0	51.0		ug/L	102%	77 - 125	9084019	08/25/09 09:10
1,3-Dichloropropane	50.0	51.2		ug/L	102%	76 - 125	9084019	08/25/09 09:10
1,2-Dichloropropane	50.0	45.4		ug/L	91%	72 - 120	9084019	08/25/09 09:10
2,2-Dichloropropane	50.0	41.5		ug/L	83%	50 - 150	9084019	08/25/09 09:10
cis-1,3-Dichloropropene	50.0	73.3	L1	ug/L	147%	70 - 140	9084019	08/25/09 09:10
trans-1,3-Dichloropropene	50.0	49.2		ug/L	98%	62 - 139	9084019	08/25/09 09:10
1,1-Dichloropropene	50.0	50.9		ug/L	102%	78 - 126	9084019	08/25/09 09:10
Ethylbenzene	50.0	57.4		ug/L	115%	78 - 133	9084019	08/25/09 09:10
Hexachlorobutadiene	50.0	61.3		ug/L	123%	70 - 150	9084019	08/25/09 09:10
2-Hexanone	250	215		ug/L	86%	60 - 150	9084019	08/25/09 09:10
Isopropylbenzene	50.0	56.5		ug/L	113%	69 - 120	9084019	08/25/09 09:10
p-Isopropyltoluene	50.0	53.3		ug/L	107%	72 - 134	9084019	08/25/09 09:10
Methyl tert-Butyl Ether	50.0	45.6		ug/L	91%	76 - 120	9084019	08/25/09 09:10

Client	Kleinfelder Albuquerque - Exxon	Work Order:	NSH1924
	8300 Jefferson NE Suite B	Project Name:	Exxon Gladiola Station
	Albuquerque, NM 87120	Project Number:	Gladiola Station - Lea County, NM
Attn	David Mazzanti	Received:	08/21/09 08:00

PROJECT QUALITY CONTROL DATA
LCS - Cont.

Analyte	Known Val.	Analyzed Val	Q	Units	% Rec.	Target Range	Batch	Analyzed Date/Time
Volatile Organic Compounds by EPA Method 8260B								
9084019-BS1								
Methylene Chloride	50.0	47.1		ug/L	94%	80 - 133	9084019	08/25/09 09:10
4-Methyl-2-pentanone	250	267		ug/L	107%	62 - 146	9084019	08/25/09 09:10
Naphthalene	50.0	45.5		ug/L	91%	71 - 139	9084019	08/25/09 09:10
n-Propylbenzene	50.0	60.7		ug/L	121%	70 - 143	9084019	08/25/09 09:10
Styrene	50.0	53.5		ug/L	107%	80 - 136	9084019	08/25/09 09:10
1,1,1,2-Tetrachloroethane	50.0	56.7		ug/L	113%	80 - 130	9084019	08/25/09 09:10
1,1,2,2-Tetrachloroethane	50.0	47.8		ug/L	96%	73 - 131	9084019	08/25/09 09:10
Tetrachloroethene	50.0	54.5		ug/L	109%	77 - 131	9084019	08/25/09 09:10
Toluene	50.0	56.4		ug/L	113%	78 - 125	9084019	08/25/09 09:10
1,2,3-Trichlorobenzene	50.0	45.4		ug/L	91%	71 - 138	9084019	08/25/09 09:10
1,2,4-Trichlorobenzene	50.0	48.3		ug/L	97%	74 - 136	9084019	08/25/09 09:10
1,1,2-Trichloroethane	50.0	49.5		ug/L	99%	80 - 123	9084019	08/25/09 09:10
1,1,1-Trichloroethane	50.0	49.3		ug/L	99%	75 - 137	9084019	08/25/09 09:10
Trichloroethene	50.0	49.5		ug/L	99%	74 - 139	9084019	08/25/09 09:10
Trichlorofluoromethane	50.0	49.1		ug/L	98%	60 - 133	9084019	08/25/09 09:10
1,2,3-Trichloropropane	50.0	44.7		ug/L	89%	64 - 127	9084019	08/25/09 09:10
1,3,5-Trimethylbenzene	50.0	54.7		ug/L	109%	75 - 134	9084019	08/25/09 09:10
1,2,4-Trimethylbenzene	50.0	54.8		ug/L	110%	77 - 134	9084019	08/25/09 09:10
Vinyl chloride	50.0	47.1		ug/L	94%	60 - 122	9084019	08/25/09 09:10
Xylenes, total	150	171		ug/L	114%	78 - 134	9084019	08/25/09 09:10
Surrogate: 1,2-Dichloroethane-d4	25.0	25.9			104%	63 - 140	9084019	08/25/09 09:10
Surrogate: Dibromofluoromethane	25.0	24.4			98%	73 - 131	9084019	08/25/09 09:10
Surrogate: Toluene-d8	25.0	27.2			109%	80 - 120	9084019	08/25/09 09:10
Surrogate: 4-Bromofluorobenzene	25.0	26.1			104%	79 - 125	9084019	08/25/09 09:10
9084038-BS1								
Acetone	250	228		ug/L	91%	56 - 150	9084038	08/26/09 09:25
Benzene	50.0	47.8		ug/L	96%	80 - 121	9084038	08/26/09 09:25
Bromobenzene	50.0	51.1		ug/L	102%	72 - 130	9084038	08/26/09 09:25
Bromochloromethane	50.0	44.8		ug/L	90%	73 - 137	9084038	08/26/09 09:25
Bromodichloromethane	50.0	47.7		ug/L	95%	75 - 131	9084038	08/26/09 09:25
Bromoform	50.0	50.9		ug/L	102%	65 - 140	9084038	08/26/09 09:25
Bromomethane	50.0	44.5		ug/L	89%	50 - 150	9084038	08/26/09 09:25
2-Butanone	250	206		ug/L	82%	70 - 144	9084038	08/26/09 09:25
sec-Butylbenzene	50.0	50.1		ug/L	100%	72 - 140	9084038	08/26/09 09:25
n-Butylbenzene	50.0	48.2		ug/L	96%	68 - 140	9084038	08/26/09 09:25
tert-Butylbenzene	50.0	50.0		ug/L	100%	76 - 135	9084038	08/26/09 09:25
Carbon disulfide	50.0	50.0		ug/L	100%	74 - 137	9084038	08/26/09 09:25
Carbon Tetrachloride	50.0	51.7		ug/L	103%	71 - 137	9084038	08/26/09 09:25
Chlorobenzene	50.0	48.4		ug/L	97%	80 - 121	9084038	08/26/09 09:25
Chlorodibromomethane	50.0	50.2		ug/L	100%	68 - 137	9084038	08/26/09 09:25

Client	Kleinfelder Albuquerque - Exxon	Work Order:	NSH1924
	8300 Jefferson NE Suite B	Project Name:	Exxon Gladiola Station
	Albuquerque, NM 87120	Project Number:	Gladiola Station - Lea County, NM
Attn	David Mazzanti	Received:	08/21/09 08:00

PROJECT QUALITY CONTROL DATA
LCS - Cont.

Analyte	Known Val.	Analyzed Val	Q	Units	% Rec.	Target Range	Batch	Analyzed Date/Time
Volatile Organic Compounds by EPA Method 8260B								
9084038-BS1								
Chloroethane	50.0	42.3		ug/L	85%	50 - 146	9084038	08/26/09 09:25
Chloroform	50.0	45.6		ug/L	91%	73 - 131	9084038	08/26/09 09:25
Chloromethane	50.0	47.5		ug/L	95%	30 - 132	9084038	08/26/09 09:25
2-Chlorotoluene	50.0	56.1		ug/L	112%	74 - 135	9084038	08/26/09 09:25
4-Chlorotoluene	50.0	54.0		ug/L	108%	74 - 132	9084038	08/26/09 09:25
1,2-Dibromo-3-chloropropane	50.0	46.2		ug/L	92%	56 - 145	9084038	08/26/09 09:25
1,2-Dibromoethane (EDB)	50.0	52.3		ug/L	105%	80 - 135	9084038	08/26/09 09:25
Dibromomethane	50.0	46.1		ug/L	92%	78 - 133	9084038	08/26/09 09:25
1,4-Dichlorobenzene	50.0	47.8		ug/L	96%	80 - 120	9084038	08/26/09 09:25
1,3-Dichlorobenzene	50.0	53.3		ug/L	107%	80 - 128	9084038	08/26/09 09:25
1,2-Dichlorobenzene	50.0	51.2		ug/L	102%	80 - 125	9084038	08/26/09 09:25
Dichlorodifluoromethane	50.0	36.1		ug/L	72%	30 - 132	9084038	08/26/09 09:25
1,1-Dichloroethane	50.0	47.1		ug/L	94%	75 - 125	9084038	08/26/09 09:25
1,2-Dichloroethane	50.0	46.9		ug/L	94%	70 - 134	9084038	08/26/09 09:25
cis-1,2-Dichloroethene	50.0	46.8		ug/L	94%	71 - 132	9084038	08/26/09 09:25
1,1-Dichloroethene	50.0	46.6		ug/L	93%	73 - 125	9084038	08/26/09 09:25
trans-1,2-Dichloroethene	50.0	48.1		ug/L	96%	77 - 125	9084038	08/26/09 09:25
1,3-Dichloropropane	50.0	50.3		ug/L	101%	76 - 125	9084038	08/26/09 09:25
1,2-Dichloropropane	50.0	44.4		ug/L	89%	72 - 120	9084038	08/26/09 09:25
2,2-Dichloropropane	50.0	34.8		ug/L	70%	50 - 150	9084038	08/26/09 09:25
cis-1,3-Dichloropropene	50.0	73.9	L1	ug/L	148%	70 - 140	9084038	08/26/09 09:25
trans-1,3-Dichloropropene	50.0	56.0		ug/L	112%	62 - 139	9084038	08/26/09 09:25
1,1-Dichloropropene	50.0	47.4		ug/L	95%	78 - 126	9084038	08/26/09 09:25
Ethylbenzene	50.0	53.5		ug/L	107%	78 - 133	9084038	08/26/09 09:25
Hexachlorobutadiene	50.0	54.3		ug/L	109%	70 - 150	9084038	08/26/09 09:25
2-Hexanone	250	226		ug/L	90%	60 - 150	9084038	08/26/09 09:25
Isopropylbenzene	50.0	52.5		ug/L	105%	69 - 120	9084038	08/26/09 09:25
p-Isopropyltoluene	50.0	49.0		ug/L	98%	72 - 134	9084038	08/26/09 09:25
Methyl tert-Butyl Ether	50.0	44.6		ug/L	89%	76 - 120	9084038	08/26/09 09:25
Methylene Chloride	50.0	45.3		ug/L	91%	80 - 133	9084038	08/26/09 09:25
4-Methyl-2-pentanone	250	294		ug/L	117%	62 - 146	9084038	08/26/09 09:25
Naphthalene	50.0	47.1		ug/L	94%	71 - 139	9084038	08/26/09 09:25
n-Propylbenzene	50.0	56.2		ug/L	112%	70 - 143	9084038	08/26/09 09:25
Styrene	50.0	51.8		ug/L	104%	80 - 136	9084038	08/26/09 09:25
1,1,1,2-Tetrachloroethane	50.0	55.6		ug/L	111%	80 - 130	9084038	08/26/09 09:25
1,1,2,2-Tetrachloroethane	50.0	48.2		ug/L	96%	73 - 131	9084038	08/26/09 09:25
Tetrachloroethene	50.0	49.7		ug/L	99%	77 - 131	9084038	08/26/09 09:25
Toluene	50.0	59.2		ug/L	118%	78 - 125	9084038	08/26/09 09:25
1,2,3-Trichlorobenzene	50.0	43.9		ug/L	88%	71 - 138	9084038	08/26/09 09:25
1,2,4-Trichlorobenzene	50.0	46.8		ug/L	94%	74 - 136	9084038	08/26/09 09:25
1,1,2-Trichloroethane	50.0	50.6		ug/L	101%	80 - 123	9084038	08/26/09 09:25

Client	Kleinfelder Albuquerque - Exxon	Work Order:	NSH1924
	8300 Jefferson NE Suite B	Project Name:	Exxon Gladiola Station
	Albuquerque, NM 87120	Project Number:	Gladiola Station - Lea County, NM
Attn	David Mazzanti	Received:	08/21/09 08:00

PROJECT QUALITY CONTROL DATA
LCS - Cont.

Analyte	Known Val.	Analyzed Val	Q	Units	% Rec.	Target Range	Batch	Analyzed Date/Time
Volatile Organic Compounds by EPA Method 8260B								
9084038-BS1								
1,1,1-Trichloroethane	50.0	45.1		ug/L	90%	75 - 137	9084038	08/26/09 09:25
Trichloroethene	50.0	46.7		ug/L	93%	74 - 139	9084038	08/26/09 09:25
Trichlorofluoromethane	50.0	43.8		ug/L	88%	60 - 133	9084038	08/26/09 09:25
1,2,3-Trichloropropane	50.0	45.8		ug/L	92%	64 - 127	9084038	08/26/09 09:25
1,3,5-Trimethylbenzene	50.0	51.1		ug/L	102%	75 - 134	9084038	08/26/09 09:25
1,2,4-Trimethylbenzene	50.0	51.8		ug/L	104%	77 - 134	9084038	08/26/09 09:25
Vinyl chloride	50.0	42.2		ug/L	84%	60 - 122	9084038	08/26/09 09:25
Xylenes, total	150	162		ug/L	108%	78 - 134	9084038	08/26/09 09:25
Surrogate: 1,2-Dichloroethane-d4	25.0	26.7			107%	63 - 140	9084038	08/26/09 09:25
Surrogate: Dibromofluoromethane	25.0	24.0			96%	73 - 131	9084038	08/26/09 09:25
Surrogate: Toluene-d8	25.0	29.5			118%	80 - 120	9084038	08/26/09 09:25
Surrogate: 4-Bromofluorobenzene	25.0	26.0			104%	79 - 125	9084038	08/26/09 09:25
9084856-BS1								
Benzene	50.0	48.0	MNR1	ug/L	96%	80 - 121	9084856	09/01/09 10:35
Toluene	50.0	51.4	MNR1	ug/L	103%	78 - 125	9084856	09/01/09 10:35
Surrogate: 1,2-Dichloroethane-d4	25.0	19.9			79%	63 - 140	9084856	09/01/09 10:35
Surrogate: Dibromofluoromethane	25.0	23.7	MNR1		95%	73 - 131	9084856	09/01/09 10:35
Surrogate: Toluene-d8	25.0	25.6			102%	80 - 120	9084856	09/01/09 10:35
Surrogate: 4-Bromofluorobenzene	25.0	28.8			115%	79 - 125	9084856	09/01/09 10:35
9090082-BS1								
Benzene	50.0	51.4	MNR1	ug/L	103%	80 - 121	9090082	08/31/09 10:47
Bromobenzene	50.0	42.6	MNR1	ug/L	85%	72 - 130	9090082	08/31/09 10:47
Surrogate: 1,2-Dichloroethane-d4	25.0	24.7			99%	63 - 140	9090082	08/31/09 10:47
Surrogate: Dibromofluoromethane	25.0	26.3			105%	73 - 131	9090082	08/31/09 10:47
Surrogate: Toluene-d8	25.0	25.8			103%	80 - 120	9090082	08/31/09 10:47
Surrogate: 4-Bromofluorobenzene	25.0	23.8			95%	79 - 125	9090082	08/31/09 10:47
Polynuclear Aromatic Compounds by EPA Method 8310								
9083684-BS1								
1-Methylnaphthalene	2.50	1.71		ug/L	68%	23 - 133	9083684	09/01/09 20:55
2-Methylnaphthalene	2.50	1.61		ug/L	64%	42 - 140	9083684	09/01/09 20:55
Acenaphthene	2.50	1.52		ug/L	61%	21 - 130	9083684	09/01/09 20:55
Acenaphthylene	5.00	3.36		ug/L	67%	37 - 109	9083684	09/01/09 20:55
Anthracene	2.50	1.77		ug/L	71%	50 - 150	9083684	09/01/09 20:55
Benzo (a) anthracene	2.50	1.98		ug/L	79%	45 - 112	9083684	09/01/09 20:55
Benzo (a) pyrene	2.50	1.83		ug/L	73%	43 - 108	9083684	09/01/09 20:55
Benzo (b) fluoranthene	2.50	2.02		ug/L	81%	50 - 116	9083684	09/01/09 20:55
Benzo (g,h,i) perylene	2.50	1.98		ug/L	79%	28 - 121	9083684	09/01/09 20:55
Benzo (k) fluoranthene	2.50	1.99		ug/L	80%	49 - 116	9083684	09/01/09 20:55
Chrysene	2.50	1.95		ug/L	78%	31 - 118	9083684	09/01/09 20:55

Client	Kleinfelder Albuquerque - Exxon	Work Order:	NSH1924
	8300 Jefferson NE Suite B	Project Name:	Exxon Gladiola Station
	Albuquerque, NM 87120	Project Number:	Gladiola Station - Lea County, NM
Attn	David Mazzanti	Received:	08/21/09 08:00

PROJECT QUALITY CONTROL DATA
LCS - Cont.

Analyte	Known Val.	Analyzed Val	Q	Units	% Rec.	Target Range	Batch	Analyzed Date/Time
Polynuclear Aromatic Compounds by EPA Method 8310								
9083684-BS1								
Dibenz (a,h) anthracene	2.50	2.07		ug/L	83%	25 - 128	9083684	09/01/09 20:55
Fluoranthene	2.50	1.94		ug/L	78%	52 - 113	9083684	09/01/09 20:55
Fluorene	2.50	1.70		ug/L	68%	46 - 101	9083684	09/01/09 20:55
Indeno (1,2,3-cd) pyrene	2.50	1.88		ug/L	75%	41 - 117	9083684	09/01/09 20:55
Naphthalene	2.50	2.07		ug/L	83%	10 - 139	9083684	09/01/09 20:55
Phenanthrene	2.50	1.85		ug/L	74%	29 - 132	9083684	09/01/09 20:55
Pyrene	2.50	2.13		ug/L	85%	37 - 127	9083684	09/01/09 20:55
Surrogate: p-Terphenyl	1.00	0.734			73%	10 - 150	9083684	09/01/09 20:55
9084051-BS1								
1-Methylnaphthalene	2.50	1.53		ug/L	61%	23 - 133	9084051	09/02/09 21:15
2-Methylnaphthalene	2.50	1.51		ug/L	60%	42 - 140	9084051	09/02/09 21:15
Acenaphthene	2.50	1.52		ug/L	61%	21 - 130	9084051	09/02/09 21:15
Acenaphthylene	5.00	3.12		ug/L	62%	37 - 109	9084051	09/02/09 21:15
Anthracene	2.50	1.57		ug/L	63%	50 - 150	9084051	09/02/09 21:15
Benzo (a) anthracene	2.50	1.65		ug/L	66%	45 - 112	9084051	09/02/09 21:15
Benzo (a) pyrene	2.50	1.31		ug/L	52%	43 - 108	9084051	09/02/09 21:15
Benzo (b) fluoranthene	2.50	1.69		ug/L	68%	50 - 116	9084051	09/02/09 21:15
Benzo (g,h,i) perylene	2.50	1.53		ug/L	61%	28 - 121	9084051	09/02/09 21:15
Benzo (k) fluoranthene	2.50	1.63		ug/L	65%	49 - 116	9084051	09/02/09 21:15
Chrysene	2.50	1.62		ug/L	65%	31 - 118	9084051	09/02/09 21:15
Dibenz (a,h) anthracene	2.50	1.60		ug/L	64%	25 - 128	9084051	09/02/09 21:15
Fluoranthene	2.50	1.67		ug/L	67%	52 - 113	9084051	09/02/09 21:15
Fluorene	2.50	1.61		ug/L	65%	46 - 101	9084051	09/02/09 21:15
Indeno (1,2,3-cd) pyrene	2.50	1.54		ug/L	62%	41 - 117	9084051	09/02/09 21:15
Naphthalene	2.50	1.74		ug/L	70%	10 - 139	9084051	09/02/09 21:15
Phenanthrene	2.50	1.65		ug/L	66%	29 - 132	9084051	09/02/09 21:15
Pyrene	2.50	1.64		ug/L	66%	37 - 127	9084051	09/02/09 21:15
Surrogate: p-Terphenyl	1.00	0.616			62%	10 - 150	9084051	09/02/09 21:15

Client	Kleinfelder Albuquerque - Exxon	Work Order:	NSH1924
	8300 Jefferson NE Suite B	Project Name:	Exxon Gladiola Station
	Albuquerque, NM 87120	Project Number:	Gladiola Station - Lea County, NM
Attn	David Mazzanti	Received:	08/21/09 08:00

PROJECT QUALITY CONTROL DATA
LCS Dup

Analyte	Orig. Val.	Duplicate	Q	Units	Spike Conc	% Rec.	Target Range	RPD	Limit	Batch	Sample Duplicated	Analyzed Date/Time
Volatile Organic Compounds by EPA Method 8260B												
9083540-BSD1												
Acetone		200		ug/L	250	80%	56 - 150	12	31	9083540		08/22/09 23:10
Benzene		46.7		ug/L	50.0	93%	80 - 121	5	12	9083540		08/22/09 23:10
Bromobenzene		50.3		ug/L	50.0	101%	72 - 130	1	23	9083540		08/22/09 23:10
Bromochloromethane		42.7		ug/L	50.0	85%	73 - 137	2	32	9083540		08/22/09 23:10
Bromodichloromethane		42.4	R2	ug/L	50.0	85%	75 - 131	24	13	9083540		08/22/09 23:10
Bromoform		42.6		ug/L	50.0	85%	65 - 140	0.9	18	9083540		08/22/09 23:10
Bromomethane		45.7		ug/L	50.0	91%	50 - 150	1	50	9083540		08/22/09 23:10
2-Butanone		190		ug/L	250	76%	70 - 144	6	37	9083540		08/22/09 23:10
sec-Butylbenzene		50.5		ug/L	50.0	101%	72 - 140	3	21	9083540		08/22/09 23:10
n-Butylbenzene		47.7		ug/L	50.0	95%	68 - 140	4	11	9083540		08/22/09 23:10
tert-Butylbenzene		50.1		ug/L	50.0	100%	76 - 135	3	20	9083540		08/22/09 23:10
Carbon disulfide		48.9		ug/L	50.0	98%	74 - 137	5	28	9083540		08/22/09 23:10
Carbon Tetrachloride		51.0		ug/L	50.0	102%	71 - 137	4	26	9083540		08/22/09 23:10
Chlorobenzene		47.9		ug/L	50.0	96%	80 - 121	3	11	9083540		08/22/09 23:10
Chlorodibromomethane		46.5		ug/L	50.0	93%	68 - 137	2	16	9083540		08/22/09 23:10
Chloroethane		42.3		ug/L	50.0	85%	50 - 146	3	35	9083540		08/22/09 23:10
Chloroform		43.8		ug/L	50.0	88%	73 - 131	3	32	9083540		08/22/09 23:10
Chloromethane		41.9		ug/L	50.0	84%	30 - 132	4	34	9083540		08/22/09 23:10
2-Chlorotoluene		56.3		ug/L	50.0	113%	74 - 135	3	22	9083540		08/22/09 23:10
4-Chlorotoluene		54.4		ug/L	50.0	109%	74 - 132	3	22	9083540		08/22/09 23:10
1,2-Dibromo-3-chloropropane		39.2		ug/L	50.0	78%	56 - 145	3	21	9083540		08/22/09 23:10
1,2-Dibromoethane (EDB)		50.8		ug/L	50.0	102%	80 - 135	0.06	10	9083540		08/22/09 23:10
Dibromomethane		43.7		ug/L	50.0	87%	78 - 133	3	11	9083540		08/22/09 23:10
1,4-Dichlorobenzene		47.4		ug/L	50.0	95%	80 - 120	4	10	9083540		08/22/09 23:10
1,3-Dichlorobenzene		53.1		ug/L	50.0	106%	80 - 128	2	18	9083540		08/22/09 23:10
1,2-Dichlorobenzene		51.4		ug/L	50.0	103%	80 - 125	2	11	9083540		08/22/09 23:10
Dichlorodifluoromethane		39.9		ug/L	50.0	80%	30 - 132	6	32	9083540		08/22/09 23:10
1,1-Dichloroethane		45.3		ug/L	50.0	91%	75 - 125	5	34	9083540		08/22/09 23:10
1,2-Dichloroethane		44.4		ug/L	50.0	89%	70 - 134	3	25	9083540		08/22/09 23:10
cis-1,2-Dichloroethene		45.7		ug/L	50.0	91%	71 - 132	3	32	9083540		08/22/09 23:10
1,1-Dichloroethene		45.8		ug/L	50.0	92%	73 - 125	8	31	9083540		08/22/09 23:10
trans-1,2-Dichloroethene		45.7		ug/L	50.0	91%	77 - 125	5	32	9083540		08/22/09 23:10
1,3-Dichloropropane		48.9		ug/L	50.0	98%	76 - 125	1	20	9083540		08/22/09 23:10
1,2-Dichloropropane		42.7		ug/L	50.0	85%	72 - 120	3	11	9083540		08/22/09 23:10
2,2-Dichloropropane		35.1		ug/L	50.0	70%	50 - 150	6	11	9083540		08/22/09 23:10
cis-1,3-Dichloropropene		66.9		ug/L	50.0	134%	70 - 140	2	35	9083540		08/22/09 23:10
trans-1,3-Dichloropropene		45.6		ug/L	50.0	91%	62 - 139	1	26	9083540		08/22/09 23:10
1,1-Dichloropropene		46.4		ug/L	50.0	93%	78 - 126	5	18	9083540		08/22/09 23:10
Ethylbenzene		52.9		ug/L	50.0	106%	78 - 133	3	12	9083540		08/22/09 23:10
Hexachlorobutadiene		54.8		ug/L	50.0	110%	70 - 150	1	21	9083540		08/22/09 23:10
2-Hexanone		207		ug/L	250	83%	60 - 150	0.7	20	9083540		08/22/09 23:10

Client	Kleinfelder Albuquerque - Exxon 8300 Jefferson NE Suite B Albuquerque, NM 87120	Work Order:	NSH1924
		Project Name:	Exxon Gladiola Station
		Project Number:	Gladiola Station - Lea County, NM
Attn	David Mazzanti	Received:	08/21/09 08:00

PROJECT QUALITY CONTROL DATA
LCS Dup - Cont.

Analyte	Orig. Val.	Duplicate	Q	Units	Spike Conc	% Rec.	Target Range	RPD	Limit	Batch	Sample Duplicated	Analyzed Date/Time
Volatile Organic Compounds by EPA Method 8260B												
9083540-BSD1												
Isopropylbenzene		52.2		ug/L	50.0	104%	69 - 120	5	15	9083540		08/22/09 23:10
p-Isopropyltoluene		48.8		ug/L	50.0	98%	72 - 134	3	18	9083540		08/22/09 23:10
Methyl tert-Butyl Ether		43.7		ug/L	50.0	87%	76 - 120	1	32	9083540		08/22/09 23:10
Methylene Chloride		43.6		ug/L	50.0	87%	80 - 133	4	36	9083540		08/22/09 23:10
4-Methyl-2-pentanone		244		ug/L	250	98%	62 - 146	1	35	9083540		08/22/09 23:10
Naphthalene		45.8		ug/L	50.0	92%	71 - 139	2	30	9083540		08/22/09 23:10
n-Propylbenzene		56.0		ug/L	50.0	112%	70 - 143	4	23	9083540		08/22/09 23:10
Styrene		50.8		ug/L	50.0	102%	80 - 136	3	29	9083540		08/22/09 23:10
1,1,1,2-Tetrachloroethane		52.9		ug/L	50.0	106%	80 - 130	3	11	9083540		08/22/09 23:10
1,1,2,2-Tetrachloroethane		45.7		ug/L	50.0	91%	73 - 131	6	28	9083540		08/22/09 23:10
Tetrachloroethene		49.4		ug/L	50.0	99%	77 - 131	4	16	9083540		08/22/09 23:10
Toluene		52.1		ug/L	50.0	104%	78 - 125	5	35	9083540		08/22/09 23:10
1,2,3-Trichlorobenzene		43.0		ug/L	50.0	86%	71 - 138	0.3	28	9083540		08/22/09 23:10
1,2,4-Trichlorobenzene		46.1		ug/L	50.0	92%	74 - 136	0.4	23	9083540		08/22/09 23:10
1,1,2-Trichloroethane		48.6		ug/L	50.0	97%	80 - 123	0.5	21	9083540		08/22/09 23:10
1,1,1-Trichloroethane		46.3		ug/L	50.0	93%	75 - 137	5	29	9083540		08/22/09 23:10
Trichloroethene		46.6		ug/L	50.0	93%	74 - 139	9	11	9083540		08/22/09 23:10
Trichlorofluoromethane		41.9		ug/L	50.0	84%	60 - 133	11	33	9083540		08/22/09 23:10
1,2,3-Trichloropropane		42.6		ug/L	50.0	85%	64 - 127	0.09	25	9083540		08/22/09 23:10
1,3,5-Trimethylbenzene		50.5		ug/L	50.0	101%	75 - 134	4	21	9083540		08/22/09 23:10
1,2,4-Trimethylbenzene		51.3		ug/L	50.0	103%	77 - 134	3	20	9083540		08/22/09 23:10
Vinyl chloride		41.7		ug/L	50.0	83%	60 - 122	5	32	9083540		08/22/09 23:10
Xylenes, total		159		ug/L	150	106%	78 - 134	4	18	9083540		08/22/09 23:10
Surrogate: 1,2-Dichloroethane-d4		25.2		ug/L	25.0	101%	63 - 140			9083540		08/22/09 23:10
Surrogate: Dibromofluoromethane		24.4		ug/L	25.0	98%	73 - 131			9083540		08/22/09 23:10
Surrogate: Toluene-d8		26.1		ug/L	25.0	104%	80 - 120			9083540		08/22/09 23:10
Surrogate: 4-Bromofluorobenzene		26.5		ug/L	25.0	106%	79 - 125			9083540		08/22/09 23:10
9083552-BSD1												
Acetone		284		ug/L	250	114%	56 - 150	7	31	9083552		08/25/09 12:16
Benzene		53.2		ug/L	50.0	106%	80 - 121	1	12	9083552		08/25/09 12:16
Bromobenzene		46.4		ug/L	50.0	93%	72 - 130	2	23	9083552		08/25/09 12:16
Bromochloromethane		48.8		ug/L	50.0	98%	73 - 137	0.6	32	9083552		08/25/09 12:16
Bromodichloromethane		50.5		ug/L	50.0	101%	75 - 131	3	13	9083552		08/25/09 12:16
Bromoform		47.1		ug/L	50.0	94%	65 - 140	3	18	9083552		08/25/09 12:16
Bromomethane		49.9		ug/L	50.0	100%	50 - 150	0.6	50	9083552		08/25/09 12:16
2-Butanone		245		ug/L	250	98%	70 - 144	10	37	9083552		08/25/09 12:16
sec-Butylbenzene		50.8		ug/L	50.0	102%	72 - 140	1	21	9083552		08/25/09 12:16
n-Butylbenzene		51.8		ug/L	50.0	104%	68 - 140	0.7	11	9083552		08/25/09 12:16
tert-Butylbenzene		49.8		ug/L	50.0	100%	76 - 135	0.9	20	9083552		08/25/09 12:16
Carbon disulfide		64.3		ug/L	50.0	129%	74 - 137	1	28	9083552		08/25/09 12:16

TestAmerica
THE LEADER IN ENVIRONMENTAL TESTING
2960 Foster Creighton Road Nashville, TN 37204 * 800-765-0980 * Fax 615-726-3404

Client	Kleinfelder Albuquerque - Exxon	Work Order:	NSH1924
	8300 Jefferson NE Suite B	Project Name:	Exxon Gladiola Station
	Albuquerque, NM 87120	Project Number:	Gladiola Station - Lea County, NM
Attn	David Mazzanti	Received:	08/21/09 08:00

PROJECT QUALITY CONTROL DATA
LCS Dup - Cont.

Analyte	Orig. Val.	Duplicate	Q	Units	Spike Conc	% Rec.	Target Range	RPD	Limit	Batch	Sample Duplicated	Analyzed Date/Time
Volatile Organic Compounds by EPA Method 8260B												
9083552-BSD1												
Carbon Tetrachloride		60.0		ug/L	50.0	120%	71 - 137	4	26	9083552		08/25/09 12:16
Chlorobenzene		50.6		ug/L	50.0	101%	80 - 121	0.5	11	9083552		08/25/09 12:16
Chlorodibromomethane		47.6		ug/L	50.0	95%	68 - 137	0.6	16	9083552		08/25/09 12:16
Chloroethane		56.8		ug/L	50.0	114%	50 - 146	1	35	9083552		08/25/09 12:16
Chloroform		50.9		ug/L	50.0	102%	73 - 131	0.2	32	9083552		08/25/09 12:16
Chloromethane		58.0		ug/L	50.0	116%	30 - 132	4	34	9083552		08/25/09 12:16
2-Chlorotoluene		49.1		ug/L	50.0	98%	74 - 135	1	22	9083552		08/25/09 12:16
4-Chlorotoluene		49.0		ug/L	50.0	98%	74 - 132	2	22	9083552		08/25/09 12:16
1,2-Dibromo-3-chloropropane		42.9		ug/L	50.0	86%	56 - 145	0.7	21	9083552		08/25/09 12:16
1,2-Dibromoethane (EDB)		51.1		ug/L	50.0	102%	80 - 135	2	10	9083552		08/25/09 12:16
Dibromomethane		50.9		ug/L	50.0	102%	78 - 133	0.4	11	9083552		08/25/09 12:16
1,4-Dichlorobenzene		47.4		ug/L	50.0	95%	80 - 120	0.8	10	9083552		08/25/09 12:16
1,3-Dichlorobenzene		47.2		ug/L	50.0	94%	80 - 128	1	18	9083552		08/25/09 12:16
1,2-Dichlorobenzene		47.7		ug/L	50.0	95%	80 - 125	1	11	9083552		08/25/09 12:16
Dichlorodifluoromethane		48.0		ug/L	50.0	96%	30 - 132	8	32	9083552		08/25/09 12:16
1,1-Dichloroethane		57.6		ug/L	50.0	115%	75 - 125	1	34	9083552		08/25/09 12:16
1,2-Dichloroethane		49.4		ug/L	50.0	99%	70 - 134	2	25	9083552		08/25/09 12:16
cis-1,2-Dichloroethene		56.0		ug/L	50.0	112%	71 - 132	3	32	9083552		08/25/09 12:16
1,1-Dichloroethene		55.9		ug/L	50.0	112%	73 - 125	2	31	9083552		08/25/09 12:16
trans-1,2-Dichloroethene		55.4		ug/L	50.0	111%	77 - 125	1	32	9083552		08/25/09 12:16
1,3-Dichloropropane		48.1		ug/L	50.0	96%	76 - 125	0.9	20	9083552		08/25/09 12:16
1,2-Dichloropropane		53.1		ug/L	50.0	106%	72 - 120	0.06	11	9083552		08/25/09 12:16
2,2-Dichloropropane		68.0		ug/L	50.0	136%	50 - 150	3	11	9083552		08/25/09 12:16
cis-1,3-Dichloropropene		48.8		ug/L	50.0	98%	70 - 140	2	35	9083552		08/25/09 12:16
trans-1,3-Dichloropropene		48.1		ug/L	50.0	96%	62 - 139	0.6	26	9083552		08/25/09 12:16
1,1-Dichloropropene		53.0		ug/L	50.0	106%	78 - 126	0.9	18	9083552		08/25/09 12:16
Ethylbenzene		53.8		ug/L	50.0	108%	78 - 133	2	12	9083552		08/25/09 12:16
Hexachlorobutadiene		53.1		ug/L	50.0	106%	70 - 150	1	21	9083552		08/25/09 12:16
2-Hexanone		252		ug/L	250	101%	60 - 150	5	20	9083552		08/25/09 12:16
Isopropylbenzene		56.4		ug/L	50.0	113%	69 - 120	2	15	9083552		08/25/09 12:16
p-Isopropyltoluene		50.3		ug/L	50.0	101%	72 - 134	1	18	9083552		08/25/09 12:16
Methyl tert-Butyl Ether		55.5		ug/L	50.0	111%	76 - 120	2	32	9083552		08/25/09 12:16
Methylene Chloride		51.8		ug/L	50.0	104%	80 - 133	0.7	36	9083552		08/25/09 12:16
4-Methyl-2-pentanone		211		ug/L	250	84%	62 - 146	1	35	9083552		08/25/09 12:16
Naphthalene		48.1		ug/L	50.0	96%	71 - 139	3	30	9083552		08/25/09 12:16
n-Propylbenzene		49.0		ug/L	50.0	98%	70 - 143	1	23	9083552		08/25/09 12:16
Styrene		57.2		ug/L	50.0	114%	80 - 136	2	29	9083552		08/25/09 12:16
1,1,1,2-Tetrachloroethane		48.9		ug/L	50.0	98%	80 - 130	0.9	11	9083552		08/25/09 12:16
1,1,2,2-Tetrachloroethane		48.7		ug/L	50.0	97%	73 - 131	1	28	9083552		08/25/09 12:16
Tetrachloroethene		47.6		ug/L	50.0	95%	77 - 131	2	16	9083552		08/25/09 12:16
Toluene		46.4		ug/L	50.0	93%	78 - 125	0.5	35	9083552		08/25/09 12:16

Client	Kleinfelder Albuquerque - Exxon	Work Order:	NSH1924
	8300 Jefferson NE Suite B	Project Name:	Exxon Gladiola Station
	Albuquerque, NM 87120	Project Number:	Gladiola Station - Lea County, NM
Attn	David Mazzanti	Received:	08/21/09 08:00

PROJECT QUALITY CONTROL DATA
LCS Dup - Cont.

Analyte	Orig. Val.	Duplicate	Q	Units	Spike Conc	% Rec.	Target Range	RPD	Limit	Batch	Sample Duplicated	Analyzed Date/Time
Volatile Organic Compounds by EPA Method 8260B												
9083552-BSD1												
1,2,3-Trichlorobenzene		46.8		ug/L	50.0	94%	71 - 138	1	28	9083552		08/25/09 12:16
1,2,4-Trichlorobenzene		49.0		ug/L	50.0	98%	74 - 136	3	23	9083552		08/25/09 12:16
1,1,2-Trichloroethane		47.1		ug/L	50.0	94%	80 - 123	3	21	9083552		08/25/09 12:16
1,1,1-Trichloroethane		56.0		ug/L	50.0	112%	75 - 137	0.8	29	9083552		08/25/09 12:16
Trichloroethene		51.6		ug/L	50.0	103%	74 - 139	1	11	9083552		08/25/09 12:16
Trichlorofluoromethane		54.2		ug/L	50.0	108%	60 - 133	4	33	9083552		08/25/09 12:16
1,2,3-Trichloropropane		47.3		ug/L	50.0	95%	64 - 127	2	25	9083552		08/25/09 12:16
1,3,5-Trimethylbenzene		50.4		ug/L	50.0	101%	75 - 134	2	21	9083552		08/25/09 12:16
1,2,4-Trimethylbenzene		50.9		ug/L	50.0	102%	77 - 134	1	20	9083552		08/25/09 12:16
Vinyl chloride		51.0		ug/L	50.0	102%	60 - 122	5	32	9083552		08/25/09 12:16
Xylenes, total		163		ug/L	150	108%	78 - 134	3	18	9083552		08/25/09 12:16
Surrogate: 1,2-Dichloroethane-d4		23.6		ug/L	25.0	95%	63 - 140			9083552		08/25/09 12:16
Surrogate: Dibromofluoromethane		24.8		ug/L	25.0	99%	73 - 131			9083552		08/25/09 12:16
Surrogate: Toluene-d8		21.5		ug/L	25.0	86%	80 - 120			9083552		08/25/09 12:16
Surrogate: 4-Bromofluorobenzene		23.9		ug/L	25.0	95%	79 - 125			9083552		08/25/09 12:16
9083614-BSD1												
Acetone		298		ug/L	250	119%	56 - 150	3	31	9083614		08/28/09 10:47
Benzene		57.6		ug/L	50.0	115%	80 - 121	3	12	9083614		08/28/09 10:47
Bromobenzene		47.3		ug/L	50.0	95%	72 - 130	3	23	9083614		08/28/09 10:47
Bromochloromethane		48.1		ug/L	50.0	96%	73 - 137	4	32	9083614		08/28/09 10:47
Bromodichloromethane		49.0		ug/L	50.0	98%	75 - 131	0.3	13	9083614		08/28/09 10:47
Bromoform		47.1		ug/L	50.0	94%	65 - 140	2	18	9083614		08/28/09 10:47
Bromomethane		55.8		ug/L	50.0	112%	50 - 150	5	50	9083614		08/28/09 10:47
2-Butanone		254		ug/L	250	102%	70 - 144	0.8	37	9083614		08/28/09 10:47
sec-Butylbenzene		51.8		ug/L	50.0	104%	72 - 140	4	21	9083614		08/28/09 10:47
n-Butylbenzene		52.7		ug/L	50.0	105%	68 - 140	4	11	9083614		08/28/09 10:47
tert-Butylbenzene		51.5		ug/L	50.0	103%	76 - 135	4	20	9083614		08/28/09 10:47
Carbon disulfide		46.1		ug/L	50.0	92%	74 - 137	5	28	9083614		08/28/09 10:47
Carbon Tetrachloride		56.0		ug/L	50.0	112%	71 - 137	4	26	9083614		08/28/09 10:47
Chlorobenzene		46.5		ug/L	50.0	93%	80 - 121	4	11	9083614		08/28/09 10:47
Chlorodibromomethane		51.6		ug/L	50.0	103%	68 - 137	3	16	9083614		08/28/09 10:47
Chloroethane		50.6		ug/L	50.0	101%	50 - 146	5	35	9083614		08/28/09 10:47
Chloroform		52.9		ug/L	50.0	106%	73 - 131	3	32	9083614		08/28/09 10:47
Chloromethane		47.4		ug/L	50.0	95%	30 - 132	4	34	9083614		08/28/09 10:47
2-Chlorotoluene		48.4		ug/L	50.0	97%	74 - 135	4	22	9083614		08/28/09 10:47
4-Chlorotoluene		46.7		ug/L	50.0	93%	74 - 132	4	22	9083614		08/28/09 10:47
1,2-Dibromo-3-chloropropane		55.5		ug/L	50.0	111%	56 - 145	0.5	21	9083614		08/28/09 10:47
1,2-Dibromoethane (EDB)		47.8		ug/L	50.0	96%	80 - 135	0.5	10	9083614		08/28/09 10:47
Dibromomethane		48.3		ug/L	50.0	97%	78 - 133	0.9	11	9083614		08/28/09 10:47
1,4-Dichlorobenzene		46.9		ug/L	50.0	94%	80 - 120	4	10	9083614		08/28/09 10:47

2960 Foster Creighton Road Nashville, TN 37204 * 800-765-0980 * Fax 615-726-3404

Client	Kleinfelder Albuquerque - Exxon	Work Order:	NSH1924
	8300 Jefferson NE Suite B	Project Name:	Exxon Gladiola Station
	Albuquerque, NM 87120	Project Number:	Gladiola Station - Lea County, NM
Attn	David Mazzanti	Received:	08/21/09 08:00

PROJECT QUALITY CONTROL DATA
LCS Dup - Cont.

Analyte	Orig. Val.	Duplicate	Q	Units	Spike Conc	% Rec.	Target Range	RPD	Limit	Batch	Sample Duplicated	Analyzed Date/Time
Volatile Organic Compounds by EPA Method 8260B												
9083614-BSD1												
1,3-Dichlorobenzene		48.2		ug/L	50.0	96%	80 - 128	5	18	9083614		08/28/09 10:47
1,2-Dichlorobenzene		51.9		ug/L	50.0	104%	80 - 125	3	11	9083614		08/28/09 10:47
Dichlorodifluoromethane		43.5		ug/L	50.0	87%	30 - 132	0.2	32	9083614		08/28/09 10:47
1,1-Dichloroethane		47.7		ug/L	50.0	95%	75 - 125	5	34	9083614		08/28/09 10:47
1,2-Dichloroethane		47.8		ug/L	50.0	96%	70 - 134	2	25	9083614		08/28/09 10:47
cis-1,2-Dichloroethene		47.2		ug/L	50.0	94%	71 - 132	5	32	9083614		08/28/09 10:47
1,1-Dichloroethene		48.7		ug/L	50.0	97%	73 - 125	2	31	9083614		08/28/09 10:47
trans-1,2-Dichloroethene		48.2		ug/L	50.0	96%	77 - 125	5	32	9083614		08/28/09 10:47
1,3-Dichloropropane		44.8		ug/L	50.0	90%	76 - 125	2	20	9083614		08/28/09 10:47
1,2-Dichloropropane		44.0		ug/L	50.0	88%	72 - 120	5	11	9083614		08/28/09 10:47
2,2-Dichloropropane		49.8		ug/L	50.0	100%	50 - 150	5	11	9083614		08/28/09 10:47
cis-1,3-Dichloropropene		47.8		ug/L	50.0	96%	70 - 140	2	35	9083614		08/28/09 10:47
trans-1,3-Dichloropropene		47.0		ug/L	50.0	94%	62 - 139	3	26	9083614		08/28/09 10:47
1,1-Dichloropropene		50.0		ug/L	50.0	100%	78 - 126	4	18	9083614		08/28/09 10:47
Ethylbenzene		54.9		ug/L	50.0	110%	78 - 133	4	12	9083614		08/28/09 10:47
Hexachlorobutadiene		53.2		ug/L	50.0	106%	70 - 150	5	21	9083614		08/28/09 10:47
2-Hexanone		239		ug/L	250	96%	60 - 150	0.1	20	9083614		08/28/09 10:47
Isopropylbenzene		48.3		ug/L	50.0	97%	69 - 120	4	15	9083614		08/28/09 10:47
p-Isopropyltoluene		50.5		ug/L	50.0	101%	72 - 134	3	18	9083614		08/28/09 10:47
Methyl tert-Butyl Ether		47.5		ug/L	50.0	95%	76 - 120	0.8	32	9083614		08/28/09 10:47
Methylene Chloride		46.8		ug/L	50.0	94%	80 - 133	2	36	9083614		08/28/09 10:47
4-Methyl-2-pentanone		225		ug/L	250	90%	62 - 146	0.05	35	9083614		08/28/09 10:47
Naphthalene		50.9		ug/L	50.0	102%	71 - 139	0.9	30	9083614		08/28/09 10:47
n-Propylbenzene		49.2		ug/L	50.0	98%	70 - 143	4	23	9083614		08/28/09 10:47
Styrene		47.3		ug/L	50.0	95%	80 - 136	4	29	9083614		08/28/09 10:47
1,1,1,2-Tetrachloroethane		48.4		ug/L	50.0	97%	80 - 130	4	11	9083614		08/28/09 10:47
1,1,2,2-Tetrachloroethane		48.3		ug/L	50.0	97%	73 - 131	0.06	28	9083614		08/28/09 10:47
Tetrachloroethene		47.6		ug/L	50.0	95%	77 - 131	5	16	9083614		08/28/09 10:47
Toluene		54.2		ug/L	50.0	108%	78 - 125	5	35	9083614		08/28/09 10:47
1,2,3-Trichlorobenzene		52.4		ug/L	50.0	105%	71 - 138	1	28	9083614		08/28/09 10:47
1,2,4-Trichlorobenzene		53.6		ug/L	50.0	107%	74 - 136	3	23	9083614		08/28/09 10:47
1,1,2-Trichloroethane		44.8		ug/L	50.0	90%	80 - 123	2	21	9083614		08/28/09 10:47
1,1,1-Trichloroethane		52.0		ug/L	50.0	104%	75 - 137	5	29	9083614		08/28/09 10:47
Trichloroethene		44.7		ug/L	50.0	89%	74 - 139	5	11	9083614		08/28/09 10:47
Trichlorofluoromethane		46.5		ug/L	50.0	93%	60 - 133	4	33	9083614		08/28/09 10:47
1,2,3-Trichloropropane		45.9		ug/L	50.0	92%	64 - 127	0.2	25	9083614		08/28/09 10:47
1,3,5-Trimethylbenzene		49.1		ug/L	50.0	98%	75 - 134	4	21	9083614		08/28/09 10:47
1,2,4-Trimethylbenzene		49.5		ug/L	50.0	99%	77 - 134	4	20	9083614		08/28/09 10:47
Vinyl chloride		47.2		ug/L	50.0	94%	60 - 122	5	32	9083614		08/28/09 10:47
Xylenes, total		157		ug/L	150	105%	78 - 134	5	18	9083614		08/28/09 10:47
Surrogate: 1,2-Dichloroethane-d4		24.7		ug/L	25.0	99%	63 - 140			9083614		08/28/09 10:47

Client	Kleinfelder Albuquerque - Exxon	Work Order:	NSH1924
	8300 Jefferson NE Suite B	Project Name:	Exxon Gladiola Station
	Albuquerque, NM 87120	Project Number:	Gladiola Station - Lea County, NM
Attn	David Mazzanti	Received:	08/21/09 08:00

PROJECT QUALITY CONTROL DATA
LCS Dup - Cont.

Analyte	Orig. Val.	Duplicate	Q	Units	Spike Conc	% Rec.	Target Range	RPD	Limit	Batch	Sample Duplicated	Analyzed Date/Time
Volatile Organic Compounds by EPA Method 8260B												
9083614-BSD1												
Surrogate: Dibromofluoromethane		25.1		ug/L	25.0	101%	73 - 131			9083614		08/28/09 10:47
Surrogate: Toluene-d8		23.6		ug/L	25.0	94%	80 - 120			9083614		08/28/09 10:47
Surrogate: 4-Bromofluorobenzene		25.4		ug/L	25.0	102%	79 - 125			9083614		08/28/09 10:47
9084014-BSD1												
Acetone		291		ug/L	250	116%	56 - 150	3	31	9084014		08/28/09 22:58
Benzene		60.4		ug/L	50.0	121%	80 - 121	5	12	9084014		08/28/09 22:58
Bromobenzene		48.8		ug/L	50.0	98%	72 - 130	4	23	9084014		08/28/09 22:58
Bromochloromethane		49.8		ug/L	50.0	100%	73 - 137	0.5	32	9084014		08/28/09 22:58
Bromodichloromethane		50.5		ug/L	50.0	101%	75 - 131	5	13	9084014		08/28/09 22:58
Bromoform		49.1		ug/L	50.0	98%	65 - 140	0.3	18	9084014		08/28/09 22:58
Bromomethane		60.8		ug/L	50.0	122%	50 - 150	2	50	9084014		08/28/09 22:58
2-Butanone		255		ug/L	250	102%	70 - 144	0.9	37	9084014		08/28/09 22:58
sec-Butylbenzene		52.8		ug/L	50.0	106%	72 - 140	5	21	9084014		08/28/09 22:58
n-Butylbenzene		52.8		ug/L	50.0	106%	68 - 140	7	11	9084014		08/28/09 22:58
tert-Butylbenzene		53.3		ug/L	50.0	107%	76 - 135	4	20	9084014		08/28/09 22:58
Carbon disulfide		48.8		ug/L	50.0	98%	74 - 137	9	28	9084014		08/28/09 22:58
Carbon Tetrachloride		58.2		ug/L	50.0	116%	71 - 137	5	26	9084014		08/28/09 22:58
Chlorobenzene		48.9		ug/L	50.0	98%	80 - 121	4	11	9084014		08/28/09 22:58
Chlorodibromomethane		54.3		ug/L	50.0	109%	68 - 137	2	16	9084014		08/28/09 22:58
Chloroethane		55.0		ug/L	50.0	110%	50 - 146	6	35	9084014		08/28/09 22:58
Chloroform		56.0		ug/L	50.0	112%	73 - 131	6	32	9084014		08/28/09 22:58
Chloromethane		49.2		ug/L	50.0	98%	30 - 132	6	34	9084014		08/28/09 22:58
2-Chlorotoluene		49.9		ug/L	50.0	100%	74 - 135	5	22	9084014		08/28/09 22:58
4-Chlorotoluene		48.2		ug/L	50.0	96%	74 - 132	4	22	9084014		08/28/09 22:58
1,2-Dibromo-3-chloropropane		54.6		ug/L	50.0	109%	56 - 145	2	21	9084014		08/28/09 22:58
1,2-Dibromoethane (EDB)		48.2		ug/L	50.0	96%	80 - 135	0.5	10	9084014		08/28/09 22:58
Dibromomethane		49.0		ug/L	50.0	98%	78 - 133	2	11	9084014		08/28/09 22:58
1,4-Dichlorobenzene		48.2		ug/L	50.0	96%	80 - 120	3	10	9084014		08/28/09 22:58
1,3-Dichlorobenzene		50.1		ug/L	50.0	100%	80 - 128	4	18	9084014		08/28/09 22:58
1,2-Dichlorobenzene		52.9		ug/L	50.0	106%	80 - 125	3	11	9084014		08/28/09 22:58
Dichlorodifluoromethane		43.3		ug/L	50.0	87%	30 - 132	2	32	9084014		08/28/09 22:58
1,1-Dichloroethane		51.2		ug/L	50.0	102%	75 - 125	6	34	9084014		08/28/09 22:58
1,2-Dichloroethane		49.5		ug/L	50.0	99%	70 - 134	3	25	9084014		08/28/09 22:58
cis-1,2-Dichloroethene		49.9		ug/L	50.0	100%	71 - 132	7	32	9084014		08/28/09 22:58
1,1-Dichloroethene		52.0		ug/L	50.0	104%	73 - 125	7	31	9084014		08/28/09 22:58
trans-1,2-Dichloroethene		51.3		ug/L	50.0	103%	77 - 125	7	32	9084014		08/28/09 22:58
1,3-Dichloropropane		46.0		ug/L	50.0	92%	76 - 125	1	20	9084014		08/28/09 22:58
1,2-Dichloropropane		46.2		ug/L	50.0	92%	72 - 120	3	11	9084014		08/28/09 22:58
2,2-Dichloropropane		44.2		ug/L	50.0	88%	50 - 150	7	11	9084014		08/28/09 22:58
cis-1,3-Dichloropropene		47.6		ug/L	50.0	95%	70 - 140	2	35	9084014		08/28/09 22:58

Client	Kleinfelder Albuquerque - Exxon	Work Order:	NSH1924
	8300 Jefferson NE Suite B	Project Name:	Exxon Gladiola Station
	Albuquerque, NM 87120	Project Number:	Gladiola Station - Lea County, NM
Attn	David Mazzanti	Received:	08/21/09 08:00

PROJECT QUALITY CONTROL DATA
LCS Dup - Cont.

Analyte	Orig. Val.	Duplicate	Q	Units	Spike Conc	% Rec.	Target Range	RPD	Limit	Batch	Sample Duplicated	Analyzed Date/Time
Volatile Organic Compounds by EPA Method 8260B												
9084014-BSD1												
trans-1,3-Dichloropropene		46.3		ug/L	50.0	93%	62 - 139	2	26	9084014		08/28/09 22:58
1,1-Dichloropropene		52.8		ug/L	50.0	106%	78 - 126	6	18	9084014		08/28/09 22:58
Ethylbenzene		57.6		ug/L	50.0	115%	78 - 133	3	12	9084014		08/28/09 22:58
Hexachlorobutadiene		52.3		ug/L	50.0	105%	70 - 150	5	21	9084014		08/28/09 22:58
2-Hexanone		239		ug/L	250	96%	60 - 150	0.8	20	9084014		08/28/09 22:58
Isopropylbenzene		50.9		ug/L	50.0	102%	69 - 120	6	15	9084014		08/28/09 22:58
p-Isopropyltoluene		51.9		ug/L	50.0	104%	72 - 134	5	18	9084014		08/28/09 22:58
Methyl tert-Butyl Ether		48.7		ug/L	50.0	97%	76 - 120	2	32	9084014		08/28/09 22:58
Methylene Chloride		49.1		ug/L	50.0	98%	80 - 133	5	36	9084014		08/28/09 22:58
4-Methyl-2-pentanone		228		ug/L	250	91%	62 - 146	0.9	35	9084014		08/28/09 22:58
Naphthalene		48.7		ug/L	50.0	97%	71 - 139	2	30	9084014		08/28/09 22:58
n-Propylbenzene		50.3		ug/L	50.0	101%	70 - 143	5	23	9084014		08/28/09 22:58
Styrene		50.2		ug/L	50.0	100%	80 - 136	5	29	9084014		08/28/09 22:58
1,1,1,2-Tetrachloroethane		51.0		ug/L	50.0	102%	80 - 130	2	11	9084014		08/28/09 22:58
1,1,2,2-Tetrachloroethane		44.8		ug/L	50.0	90%	73 - 131	2	28	9084014		08/28/09 22:58
Tetrachloroethene		50.7		ug/L	50.0	101%	77 - 131	7	16	9084014		08/28/09 22:58
Toluene		57.6		ug/L	50.0	115%	78 - 125	5	35	9084014		08/28/09 22:58
1,2,3-Trichlorobenzene		50.2		ug/L	50.0	100%	71 - 138	0.3	28	9084014		08/28/09 22:58
1,2,4-Trichlorobenzene		52.6		ug/L	50.0	105%	74 - 136	2	23	9084014		08/28/09 22:58
1,1,2-Trichloroethane		45.9		ug/L	50.0	92%	80 - 123	1	21	9084014		08/28/09 22:58
1,1,1-Trichloroethane		55.6		ug/L	50.0	111%	75 - 137	6	29	9084014		08/28/09 22:58
Trichloroethene		49.7		ug/L	50.0	99%	74 - 139	6	11	9084014		08/28/09 22:58
Trichlorofluoromethane		49.2		ug/L	50.0	98%	60 - 133	5	33	9084014		08/28/09 22:58
1,2,3-Trichloropropane		44.2		ug/L	50.0	88%	64 - 127	1	25	9084014		08/28/09 22:58
1,3,5-Trimethylbenzene		50.7		ug/L	50.0	101%	75 - 134	4	21	9084014		08/28/09 22:58
1,2,4-Trimethylbenzene		51.5		ug/L	50.0	103%	77 - 134	4	20	9084014		08/28/09 22:58
Vinyl chloride		50.9		ug/L	50.0	102%	60 - 122	7	32	9084014		08/28/09 22:58
Xylenes, total		168		ug/L	150	112%	78 - 134	5	18	9084014		08/28/09 22:58
Surrogate: 1,2-Dichloroethane-d4		24.9		ug/L	25.0	99%	63 - 140			9084014		08/28/09 22:58
Surrogate: Dibromofluoromethane		25.3		ug/L	25.0	101%	73 - 131			9084014		08/28/09 22:58
Surrogate: Toluene-d8		23.4		ug/L	25.0	93%	80 - 120			9084014		08/28/09 22:58
Surrogate: 4-Bromofluorobenzene		25.1		ug/L	25.0	100%	79 - 125			9084014		08/28/09 22:58
9084019-BSD1												
Acetone		240		ug/L	250	96%	56 - 150	2	31	9084019		08/25/09 09:40
Benzene		48.1		ug/L	50.0	96%	80 - 121	6	12	9084019		08/25/09 09:40
Bromobenzene		51.1		ug/L	50.0	102%	72 - 130	4	23	9084019		08/25/09 09:40
Bromochloromethane		44.8		ug/L	50.0	90%	73 - 137	3	32	9084019		08/25/09 09:40
Bromodichloromethane		52.2		ug/L	50.0	104%	75 - 131	0.3	13	9084019		08/25/09 09:40
Bromoform		45.9		ug/L	50.0	92%	65 - 140	1	18	9084019		08/25/09 09:40
Bromomethane		46.2		ug/L	50.0	92%	50 - 150	5	50	9084019		08/25/09 09:40

Client	Kleinfelder Albuquerque - Exxon	Work Order:	NSH1924
	8300 Jefferson NE Suite B	Project Name:	Exxon Gladiola Station
	Albuquerque, NM 87120	Project Number:	Gladiola Station - Lea County, NM
Attn	David Mazzanti	Received:	08/21/09 08:00

PROJECT QUALITY CONTROL DATA
LCS Dup - Cont.

Analyte	Orig. Val.	Duplicate	Q	Units	Spike Conc	% Rec.	Target Range	RPD	Limit	Batch	Sample Duplicated	Analyzed Date/Time
Volatile Organic Compounds by EPA Method 8260B												
9084019-BSD1												
2-Butanone		209		ug/L	250	84%	70 - 144	5	37	9084019		08/25/09 09:40
sec-Butylbenzene		52.0		ug/L	50.0	104%	72 - 140	6	21	9084019		08/25/09 09:40
n-Butylbenzene		50.6		ug/L	50.0	101%	68 - 140	7	11	9084019		08/25/09 09:40
tert-Butylbenzene		50.6		ug/L	50.0	101%	76 - 135	6	20	9084019		08/25/09 09:40
Carbon disulfide		50.1		ug/L	50.0	100%	74 - 137	7	28	9084019		08/25/09 09:40
Carbon Tetrachloride		50.6		ug/L	50.0	101%	71 - 137	8	26	9084019		08/25/09 09:40
Chlorobenzene		47.8		ug/L	50.0	96%	80 - 121	7	11	9084019		08/25/09 09:40
Chlorodibromomethane		47.3		ug/L	50.0	95%	68 - 137	3	16	9084019		08/25/09 09:40
Chloroethane		43.2		ug/L	50.0	86%	50 - 146	8	35	9084019		08/25/09 09:40
Chloroform		45.8		ug/L	50.0	92%	73 - 131	5	32	9084019		08/25/09 09:40
Chloromethane		44.5		ug/L	50.0	89%	30 - 132	7	34	9084019		08/25/09 09:40
2-Chlorotoluene		57.1		ug/L	50.0	114%	74 - 135	5	22	9084019		08/25/09 09:40
4-Chlorotoluene		55.5		ug/L	50.0	111%	74 - 132	4	22	9084019		08/25/09 09:40
1,2-Dibromo-3-chloropropane		43.4		ug/L	50.0	87%	56 - 145	7	21	9084019		08/25/09 09:40
1,2-Dibromoethane (EDB)		50.8		ug/L	50.0	102%	80 - 135	1	10	9084019		08/25/09 09:40
Dibromomethane		44.8		ug/L	50.0	90%	78 - 133	2	11	9084019		08/25/09 09:40
1,4-Dichlorobenzene		48.5		ug/L	50.0	97%	80 - 120	4	10	9084019		08/25/09 09:40
1,3-Dichlorobenzene		54.5		ug/L	50.0	109%	80 - 128	4	18	9084019		08/25/09 09:40
1,2-Dichlorobenzene		52.3		ug/L	50.0	105%	80 - 125	3	11	9084019		08/25/09 09:40
Dichlorodifluoromethane		39.8		ug/L	50.0	80%	30 - 132	7	32	9084019		08/25/09 09:40
1,1-Dichloroethane		46.7		ug/L	50.0	93%	75 - 125	6	34	9084019		08/25/09 09:40
1,2-Dichloroethane		45.7		ug/L	50.0	91%	70 - 134	4	25	9084019		08/25/09 09:40
cis-1,2-Dichloroethene		47.2		ug/L	50.0	94%	71 - 132	6	32	9084019		08/25/09 09:40
1,1-Dichloroethene		48.3		ug/L	50.0	97%	73 - 125	5	31	9084019		08/25/09 09:40
trans-1,2-Dichloroethene		47.7		ug/L	50.0	95%	77 - 125	7	32	9084019		08/25/09 09:40
1,3-Dichloropropane		49.2		ug/L	50.0	98%	76 - 125	4	20	9084019		08/25/09 09:40
1,2-Dichloropropane		44.5		ug/L	50.0	89%	72 - 120	2	11	9084019		08/25/09 09:40
2,2-Dichloropropane		36.9	R2	ug/L	50.0	74%	50 - 150	12	11	9084019		08/25/09 09:40
cis-1,3-Dichloropropene		70.0		ug/L	50.0	140%	70 - 140	5	35	9084019		08/25/09 09:40
trans-1,3-Dichloropropene		49.0		ug/L	50.0	98%	62 - 139	0.5	26	9084019		08/25/09 09:40
1,1-Dichloropropene		47.2		ug/L	50.0	94%	78 - 126	8	18	9084019		08/25/09 09:40
Ethylbenzene		53.4		ug/L	50.0	107%	78 - 133	7	12	9084019		08/25/09 09:40
Hexachlorobutadiene		57.9		ug/L	50.0	116%	70 - 150	6	21	9084019		08/25/09 09:40
2-Hexanone		220		ug/L	250	88%	60 - 150	2	20	9084019		08/25/09 09:40
Isopropylbenzene		52.3		ug/L	50.0	105%	69 - 120	8	15	9084019		08/25/09 09:40
p-Isopropyltoluene		50.2		ug/L	50.0	100%	72 - 134	6	18	9084019		08/25/09 09:40
Methyl tert-Butyl Ether		45.7		ug/L	50.0	91%	76 - 120	0.2	32	9084019		08/25/09 09:40
Methylene Chloride		45.2		ug/L	50.0	90%	80 - 133	4	36	9084019		08/25/09 09:40
4-Methyl-2-pentanone		275		ug/L	250	110%	62 - 146	3	35	9084019		08/25/09 09:40
Naphthalene		46.8		ug/L	50.0	94%	71 - 139	3	30	9084019		08/25/09 09:40
n-Propylbenzene		57.4		ug/L	50.0	115%	70 - 143	6	23	9084019		08/25/09 09:40

Client	Kleinfelder Albuquerque - Exxon	Work Order:	NSH1924
	8300 Jefferson NE Suite B	Project Name:	Exxon Gladiola Station
	Albuquerque, NM 87120	Project Number:	Gladiola Station - Lea County, NM
Attn	David Mazzanti	Received:	08/21/09 08:00

PROJECT QUALITY CONTROL DATA
LCS Dup - Cont.

Analyte	Orig. Val.	Duplicate	Q	Units	Spike Conc	% Rec.	Target Range	RPD	Limit	Batch	Sample Duplicated	Analyzed Date/Time
Volatile Organic Compounds by EPA Method 8260B												
9084019-BSD1												
Styrene		50.9		ug/L	50.0	102%	80 - 136	5	29	9084019		08/25/09 09:40
1,1,1,2-Tetrachloroethane		53.5		ug/L	50.0	107%	80 - 130	6	11	9084019		08/25/09 09:40
1,1,2,2-Tetrachloroethane		48.5		ug/L	50.0	97%	73 - 131	1	28	9084019		08/25/09 09:40
Tetrachloroethene		49.1		ug/L	50.0	98%	77 - 131	10	16	9084019		08/25/09 09:40
Toluene		56.4		ug/L	50.0	113%	78 - 125	0.1	35	9084019		08/25/09 09:40
1,2,3-Trichlorobenzene		44.6		ug/L	50.0	89%	71 - 138	2	28	9084019		08/25/09 09:40
1,2,4-Trichlorobenzene		48.0		ug/L	50.0	96%	74 - 136	0.8	23	9084019		08/25/09 09:40
1,1,2-Trichloroethane		49.4		ug/L	50.0	99%	80 - 123	0.2	21	9084019		08/25/09 09:40
1,1,1-Trichloroethane		46.2		ug/L	50.0	92%	75 - 137	7	29	9084019		08/25/09 09:40
Trichloroethene		47.0		ug/L	50.0	94%	74 - 139	5	11	9084019		08/25/09 09:40
Trichlorofluoromethane		45.7		ug/L	50.0	91%	60 - 133	7	33	9084019		08/25/09 09:40
1,2,3-Trichloropropane		45.6		ug/L	50.0	91%	64 - 127	2	25	9084019		08/25/09 09:40
1,3,5-Trimethylbenzene		51.7		ug/L	50.0	103%	75 - 134	6	21	9084019		08/25/09 09:40
1,2,4-Trimethylbenzene		53.1		ug/L	50.0	106%	77 - 134	3	20	9084019		08/25/09 09:40
Vinyl chloride		42.6		ug/L	50.0	85%	60 - 122	10	32	9084019		08/25/09 09:40
Xylenes, total		160		ug/L	150	107%	78 - 134	6	18	9084019		08/25/09 09:40
Surrogate: 1,2-Dichloroethane-d4		25.7		ug/L	25.0	103%	63 - 140			9084019		08/25/09 09:40
Surrogate: Dibromofluoromethane		24.8		ug/L	25.0	99%	73 - 131			9084019		08/25/09 09:40
Surrogate: Toluene-d8		28.8		ug/L	25.0	115%	80 - 120			9084019		08/25/09 09:40
Surrogate: 4-Bromofluorobenzene		26.4		ug/L	25.0	106%	79 - 125			9084019		08/25/09 09:40
9084038-BSD1												
Acetone		256		ug/L	250	103%	56 - 150	12	31	9084038		08/26/09 09:55
Benzene		48.0		ug/L	50.0	96%	80 - 121	0.5	12	9084038		08/26/09 09:55
Bromobenzene		49.6		ug/L	50.0	99%	72 - 130	3	23	9084038		08/26/09 09:55
Bromochloromethane		46.1		ug/L	50.0	92%	73 - 137	3	32	9084038		08/26/09 09:55
Bromodichloromethane		54.2		ug/L	50.0	108%	75 - 131	13	13	9084038		08/26/09 09:55
Bromoform		49.9		ug/L	50.0	100%	65 - 140	2	18	9084038		08/26/09 09:55
Bromomethane		43.8		ug/L	50.0	88%	50 - 150	2	50	9084038		08/26/09 09:55
2-Butanone		206		ug/L	250	82%	70 - 144	0.2	37	9084038		08/26/09 09:55
sec-Butylbenzene		49.0		ug/L	50.0	98%	72 - 140	2	21	9084038		08/26/09 09:55
n-Butylbenzene		47.3		ug/L	50.0	95%	68 - 140	2	11	9084038		08/26/09 09:55
tert-Butylbenzene		48.6		ug/L	50.0	97%	76 - 135	3	20	9084038		08/26/09 09:55
Carbon disulfide		50.0		ug/L	50.0	100%	74 - 137	0.04	28	9084038		08/26/09 09:55
Carbon Tetrachloride		48.4		ug/L	50.0	97%	71 - 137	7	26	9084038		08/26/09 09:55
Chlorobenzene		48.9		ug/L	50.0	98%	80 - 121	1	11	9084038		08/26/09 09:55
Chlorodibromomethane		49.5		ug/L	50.0	99%	68 - 137	1	16	9084038		08/26/09 09:55
Chloroethane		42.9		ug/L	50.0	86%	50 - 146	2	35	9084038		08/26/09 09:55
Chloroform		45.6		ug/L	50.0	91%	73 - 131	0	32	9084038		08/26/09 09:55
Chloromethane		47.6		ug/L	50.0	95%	30 - 132	0.1	34	9084038		08/26/09 09:55
2-Chlorotoluene		55.2		ug/L	50.0	110%	74 - 135	2	22	9084038		08/26/09 09:55

2960 Foster Creighton Road Nashville, TN 37204 * 800-765-0980 * Fax 615-726-3404

Client	Kleinfelder Albuquerque - Exxon 8300 Jefferson NE Suite B Albuquerque, NM 87120	Work Order:	NSH1924
		Project Name:	Exxon Gladiola Station
		Project Number:	Gladiola Station - Lea County, NM
Attn	David Mazzanti	Received:	08/21/09 08:00

PROJECT QUALITY CONTROL DATA
LCS Dup - Cont.

Analyte	Orig. Val.	Duplicate	Q	Units	Spike Conc	% Rec.	Target Range	RPD	Limit	Batch	Sample Duplicated	Analyzed Date/Time
Volatile Organic Compounds by EPA Method 8260B												
9084038-BSD1												
4-Chlorotoluene		52.4		ug/L	50.0	105%	74 - 132	3	22	9084038		08/26/09 09:55
1,2-Dibromo-3-chloropropane		45.8		ug/L	50.0	92%	56 - 145	0.8	21	9084038		08/26/09 09:55
1,2-Dibromoethane (EDB)		52.3		ug/L	50.0	105%	80 - 135	0.1	10	9084038		08/26/09 09:55
Dibromomethane		45.5		ug/L	50.0	91%	78 - 133	1	11	9084038		08/26/09 09:55
1,4-Dichlorobenzene		47.0		ug/L	50.0	94%	80 - 120	2	10	9084038		08/26/09 09:55
1,3-Dichlorobenzene		52.5		ug/L	50.0	105%	80 - 128	1	18	9084038		08/26/09 09:55
1,2-Dichlorobenzene		50.7		ug/L	50.0	101%	80 - 125	1	11	9084038		08/26/09 09:55
Dichlorodifluoromethane		36.6		ug/L	50.0	73%	30 - 132	1	32	9084038		08/26/09 09:55
1,1-Dichloroethane		47.9		ug/L	50.0	96%	75 - 125	2	34	9084038		08/26/09 09:55
1,2-Dichloroethane		47.9		ug/L	50.0	96%	70 - 134	2	25	9084038		08/26/09 09:55
cis-1,2-Dichloroethene		47.7		ug/L	50.0	95%	71 - 132	2	32	9084038		08/26/09 09:55
1,1-Dichloroethene		47.6		ug/L	50.0	95%	73 - 125	2	31	9084038		08/26/09 09:55
trans-1,2-Dichloroethene		47.5		ug/L	50.0	95%	77 - 125	1	32	9084038		08/26/09 09:55
1,3-Dichloropropane		51.7		ug/L	50.0	103%	76 - 125	3	20	9084038		08/26/09 09:55
1,2-Dichloropropane		44.5		ug/L	50.0	89%	72 - 120	0.3	11	9084038		08/26/09 09:55
2,2-Dichloropropane		33.3		ug/L	50.0	67%	50 - 150	5	11	9084038		08/26/09 09:55
cis-1,3-Dichloropropene		73.3	L1	ug/L	50.0	147%	70 - 140	0.8	35	9084038		08/26/09 09:55
trans-1,3-Dichloropropene		56.5		ug/L	50.0	113%	62 - 139	0.9	26	9084038		08/26/09 09:55
1,1-Dichloropropene		47.3		ug/L	50.0	95%	78 - 126	0.2	18	9084038		08/26/09 09:55
Ethylbenzene		53.6		ug/L	50.0	107%	78 - 133	0.2	12	9084038		08/26/09 09:55
Hexachlorobutadiene		55.4		ug/L	50.0	111%	70 - 150	2	21	9084038		08/26/09 09:55
2-Hexanone		237		ug/L	250	95%	60 - 150	5	20	9084038		08/26/09 09:55
Isopropylbenzene		53.0		ug/L	50.0	106%	69 - 120	1	15	9084038		08/26/09 09:55
p-Isopropyltoluene		47.6		ug/L	50.0	95%	72 - 134	3	18	9084038		08/26/09 09:55
Methyl tert-Butyl Ether		44.5		ug/L	50.0	89%	76 - 120	0.07	32	9084038		08/26/09 09:55
Methylene Chloride		45.7		ug/L	50.0	91%	80 - 133	0.8	36	9084038		08/26/09 09:55
4-Methyl-2-pentanone		306		ug/L	250	122%	62 - 146	4	35	9084038		08/26/09 09:55
Naphthalene		47.2		ug/L	50.0	94%	71 - 139	0.2	30	9084038		08/26/09 09:55
n-Propylbenzene		54.8		ug/L	50.0	110%	70 - 143	2	23	9084038		08/26/09 09:55
Styrene		51.6		ug/L	50.0	103%	80 - 136	0.3	29	9084038		08/26/09 09:55
1,1,1,2-Tetrachloroethane		55.0		ug/L	50.0	110%	80 - 130	1	11	9084038		08/26/09 09:55
1,1,2,2-Tetrachloroethane		49.2		ug/L	50.0	98%	73 - 131	2	28	9084038		08/26/09 09:55
Tetrachloroethene		49.6		ug/L	50.0	99%	77 - 131	0.3	16	9084038		08/26/09 09:55
Toluene		59.0		ug/L	50.0	118%	78 - 125	0.3	35	9084038		08/26/09 09:55
1,2,3-Trichlorobenzene		45.3		ug/L	50.0	91%	71 - 138	3	28	9084038		08/26/09 09:55
1,2,4-Trichlorobenzene		45.4		ug/L	50.0	91%	74 - 136	3	23	9084038		08/26/09 09:55
1,1,2-Trichloroethane		50.6		ug/L	50.0	101%	80 - 123	0	21	9084038		08/26/09 09:55
1,1,1-Trichloroethane		44.5		ug/L	50.0	89%	75 - 137	1	29	9084038		08/26/09 09:55
Trichloroethene		47.2		ug/L	50.0	94%	74 - 139	1	11	9084038		08/26/09 09:55
Trichlorofluoromethane		44.2		ug/L	50.0	88%	60 - 133	0.9	33	9084038		08/26/09 09:55
1,2,3-Trichloropropane		45.5		ug/L	50.0	91%	64 - 127	0.7	25	9084038		08/26/09 09:55

TestAmerica
THE LEADER IN ENVIRONMENTAL TESTING
2960 Foster Creighton Road Nashville, TN 37204 * 800-765-0980 * Fax 615-726-3404

Client	Kleinfelder Albuquerque - Exxon	Work Order:	NSH1924
	8300 Jefferson NE Suite B	Project Name:	Exxon Gladiola Station
	Albuquerque, NM 87120	Project Number:	Gladiola Station - Lea County, NM
Attn	David Mazzanti	Received:	08/21/09 08:00

PROJECT QUALITY CONTROL DATA
LCS Dup - Cont.

Analyte	Orig. Val.	Duplicate	Q	Units	Spike Conc	% Rec.	Target Range	RPD	Limit	Batch	Sample Duplicated	Analyzed Date/Time
Volatile Organic Compounds by EPA Method 8260B												
9084038-BSD1												
1,3,5-Trimethylbenzene		49.6		ug/L	50.0	99%	75 - 134	3	21	9084038		08/26/09 09:55
1,2,4-Trimethylbenzene		50.9		ug/L	50.0	102%	77 - 134	2	20	9084038		08/26/09 09:55
Vinyl chloride		43.0		ug/L	50.0	86%	60 - 122	2	32	9084038		08/26/09 09:55
Xylenes, total		162		ug/L	150	108%	78 - 134	0.1	18	9084038		08/26/09 09:55
Surrogate: 1,2-Dichloroethane-d4		27.2		ug/L	25.0	109%	63 - 140			9084038		08/26/09 09:55
Surrogate: Dibromofluoromethane		24.3		ug/L	25.0	97%	73 - 131			9084038		08/26/09 09:55
Surrogate: Toluene-d8		29.5		ug/L	25.0	118%	80 - 120			9084038		08/26/09 09:55
Surrogate: 4-Bromofluorobenzene		26.1		ug/L	25.0	105%	79 - 125			9084038		08/26/09 09:55
9084856-BSD1												
Benzene		47.5		ug/L	50.0	95%	80 - 121	1	12	9084856		09/01/09 11:01
Toluene		50.4		ug/L	50.0	101%	78 - 125	2	35	9084856		09/01/09 11:01
Surrogate: 1,2-Dichloroethane-d4		19.5		ug/L	25.0	78%	63 - 140			9084856		09/01/09 11:01
Surrogate: Dibromofluoromethane		23.6		ug/L	25.0	95%	73 - 131			9084856		09/01/09 11:01
Surrogate: Toluene-d8		25.5		ug/L	25.0	102%	80 - 120			9084856		09/01/09 11:01
Surrogate: 4-Bromofluorobenzene		27.4		ug/L	25.0	109%	79 - 125			9084856		09/01/09 11:01
9090082-BSD1												
Benzene		49.5		ug/L	50.0	99%	80 - 121	4	12	9090082		08/31/09 11:14
Bromobenzene		44.3		ug/L	50.0	89%	72 - 130	4	23	9090082		08/31/09 11:14
Surrogate: 1,2-Dichloroethane-d4		23.7		ug/L	25.0	95%	63 - 140			9090082		08/31/09 11:14
Surrogate: Dibromofluoromethane		25.3		ug/L	25.0	101%	73 - 131			9090082		08/31/09 11:14
Surrogate: Toluene-d8		25.4		ug/L	25.0	102%	80 - 120			9090082		08/31/09 11:14
Surrogate: 4-Bromofluorobenzene		25.4		ug/L	25.0	102%	79 - 125			9090082		08/31/09 11:14

Client	Kleinfelder Albuquerque - Exxon 8300 Jefferson NE Suite B Albuquerque, NM 87120	Work Order:	NSH1924
		Project Name:	Exxon Gladiola Station
		Project Number:	Gladiola Station - Lea County, NM
Attn	David Mazzanti	Received:	08/21/09 08:00

PROJECT QUALITY CONTROL DATA
Matrix Spike

Analyte	Orig. Val.	MS Val	Q	Units	Spike Conc	% Rec.	Target Range	Batch	Sample Spiked	Analyzed Date/Time
General Chemistry Parameters										
9084127-MS1										
Alkalinity, Total (CaCO3)	577	593	M8	ug/mL	100	16%	80 - 120	9084127	NSH1924-11	08/26/09 19:33
9084129-MS1										
Alkalinity, Total (CaCO3)	107	163	M8	ug/mL	100	56%	80 - 120	9084129	NSH2123-14	08/26/09 15:45
9090014-MS1										
Sulfate	0.425	17.6		mg/L	15.0	114%	80 - 120	9090014	NSH1924-01	09/02/09 10:55
Chloride	2.25	5.74		mg/L	3.00	116%	80 - 120	9090014	NSH1924-01	09/02/09 10:55
Dissolved Metals by EPA Method 6010B										
9083700-MS1										
Arsenic	0.0133	0.0626		mg/L	0.0500	99%	75 - 125	9083700	NSH1924-04	08/25/09 17:04
Barium	8.19	9.91		mg/L	2.00	86%	75 - 125	9083700	NSH1924-04	08/25/09 17:04
Cadmium	ND	0.0458		mg/L	0.0500	92%	75 - 125	9083700	NSH1924-04	08/25/09 17:04
Chromium	ND	0.188		mg/L	0.200	94%	75 - 125	9083700	NSH1924-04	08/25/09 17:04
Lead	0.00240	0.0522		mg/L	0.0500	100%	75 - 125	9083700	NSH1924-04	08/25/09 17:04
Selenium	ND	0.0519		mg/L	0.0500	104%	75 - 125	9083700	NSH1924-04	08/25/09 17:04
Silver	ND	0.0488		mg/L	0.0500	98%	75 - 125	9083700	NSH1924-04	08/25/09 17:04
9083701-MS1										
Arsenic	ND	0.0539		mg/L	0.0500	108%	75 - 125	9083701	NSH2028-08	08/25/09 19:46
Barium	0.130	2.20		mg/L	2.00	103%	75 - 125	9083701	NSH2028-08	08/25/09 19:46
Cadmium	ND	0.0481		mg/L	0.0500	96%	75 - 125	9083701	NSH2028-08	08/25/09 19:46
Chromium	ND	0.198		mg/L	0.200	99%	75 - 125	9083701	NSH2028-08	08/25/09 19:46
Lead	ND	0.0532		mg/L	0.0500	106%	75 - 125	9083701	NSH2028-08	08/25/09 19:46
Selenium	ND	0.0558		mg/L	0.0500	112%	75 - 125	9083701	NSH2028-08	08/25/09 19:46
Silver	ND	0.0513		mg/L	0.0500	103%	75 - 125	9083701	NSH2028-08	08/25/09 19:46
Dissolved Mercury by EPA Methods 7470A/7471A										
9083733-MS1										
Mercury	ND	0.00101		mg/L	0.00100	101%	75 - 125	9083733	NSH1924-19	08/28/09 13:24
9083740-MS1										
Mercury	ND	0.00100		mg/L	0.00100	100%	75 - 125	9083740	NSH2020-02	08/27/09 12:24
Volatile Organic Compounds by EPA Method 8260B										
9083540-MS1										
Acetone	ND	226		ug/L	250	91%	56 - 150	9083540	NSH1924-21	08/25/09 11:19
Benzene	ND	55.4		ug/L	50.0	111%	65 - 151	9083540	NSH1924-21	08/25/09 11:19

Client	Kleinfelder Albuquerque - Exxon	Work Order:	NSH1924
	8300 Jefferson NE Suite B	Project Name:	Exxon Gladiola Station
	Albuquerque, NM 87120	Project Number:	Gladiola Station - Lea County, NM
Attn	David Mazzanti	Received:	08/21/09 08:00

PROJECT QUALITY CONTROL DATA
Matrix Spike - Cont.

Analyte	Orig. Val.	MS Val	Q	Units	Spike Conc	% Rec.	Target Range	Batch	Sample Spiked	Analyzed Date/Time
Volatile Organic Compounds by EPA Method 8260B										
9083540-MS1										
Bromobenzene	ND	58.7		ug/L	50.0	117%	69 - 142	9083540	NSH1924-21	08/25/09 11:19
Bromochloromethane	ND	48.1		ug/L	50.0	96%	64 - 154	9083540	NSH1924-21	08/25/09 11:19
Bromodichloromethane	ND	60.9		ug/L	50.0	122%	75 - 138	9083540	NSH1924-21	08/25/09 11:19
Bromoform	ND	52.0		ug/L	50.0	104%	55 - 153	9083540	NSH1924-21	08/25/09 11:19
Bromomethane	ND	57.1		ug/L	50.0	114%	13 - 176	9083540	NSH1924-21	08/25/09 11:19
2-Butanone	ND	225		ug/L	250	90%	45 - 164	9083540	NSH1924-21	08/25/09 11:19
sec-Butylbenzene	ND	59.6		ug/L	50.0	119%	68 - 159	9083540	NSH1924-21	08/25/09 11:19
n-Butylbenzene	ND	58.0		ug/L	50.0	116%	67 - 151	9083540	NSH1924-21	08/25/09 11:19
tert-Butylbenzene	ND	58.8		ug/L	50.0	118%	73 - 153	9083540	NSH1924-21	08/25/09 11:19
Carbon disulfide	ND	58.6		ug/L	50.0	117%	33 - 187	9083540	NSH1924-21	08/25/09 11:19
Carbon Tetrachloride	ND	54.5		ug/L	50.0	109%	64 - 157	9083540	NSH1924-21	08/25/09 11:19
Chlorobenzene	ND	56.2		ug/L	50.0	112%	78 - 136	9083540	NSH1924-21	08/25/09 11:19
Chlorodibromomethane	ND	53.1		ug/L	50.0	106%	64 - 145	9083540	NSH1924-21	08/25/09 11:19
Chloroethane	ND	46.6		ug/L	50.0	93%	48 - 159	9083540	NSH1924-21	08/25/09 11:19
Chloroform	ND	51.9		ug/L	50.0	104%	72 - 145	9083540	NSH1924-21	08/25/09 11:19
Chloromethane	ND	40.2		ug/L	50.0	80%	10 - 194	9083540	NSH1924-21	08/25/09 11:19
2-Chlorotoluene	ND	65.4		ug/L	50.0	131%	66 - 155	9083540	NSH1924-21	08/25/09 11:19
4-Chlorotoluene	ND	63.6		ug/L	50.0	127%	69 - 149	9083540	NSH1924-21	08/25/09 11:19
1,2-Dibromo-3-chloropropane	ND	52.6		ug/L	50.0	105%	49 - 162	9083540	NSH1924-21	08/25/09 11:19
1,2-Dibromoethane (EDB)	ND	57.7		ug/L	50.0	115%	70 - 152	9083540	NSH1924-21	08/25/09 11:19
Dibromomethane	ND	47.4		ug/L	50.0	95%	75 - 141	9083540	NSH1924-21	08/25/09 11:19
1,4-Dichlorobenzene	ND	56.5		ug/L	50.0	113%	75 - 135	9083540	NSH1924-21	08/25/09 11:19
1,3-Dichlorobenzene	ND	62.8		ug/L	50.0	126%	72 - 146	9083540	NSH1924-21	08/25/09 11:19
1,2-Dichlorobenzene	0.630	60.0		ug/L	50.0	119%	80 - 136	9083540	NSH1924-21	08/25/09 11:19
Dichlorodifluoromethane	ND	33.4		ug/L	50.0	67%	23 - 159	9083540	NSH1924-21	08/25/09 11:19
1,1-Dichloroethane	ND	55.0		ug/L	50.0	110%	64 - 154	9083540	NSH1924-21	08/25/09 11:19
1,2-Dichloroethane	ND	51.7		ug/L	50.0	103%	72 - 137	9083540	NSH1924-21	08/25/09 11:19
cis-1,2-Dichloroethene	ND	53.3		ug/L	50.0	107%	57 - 154	9083540	NSH1924-21	08/25/09 11:19
1,1-Dichloroethene	ND	56.5		ug/L	50.0	113%	34 - 151	9083540	NSH1924-21	08/25/09 11:19
trans-1,2-Dichloroethene	ND	54.5		ug/L	50.0	109%	57 - 157	9083540	NSH1924-21	08/25/09 11:19
1,3-Dichloropropane	ND	55.6		ug/L	50.0	111%	71 - 137	9083540	NSH1924-21	08/25/09 11:19
1,2-Dichloropropane	ND	52.6		ug/L	50.0	105%	71 - 139	9083540	NSH1924-21	08/25/09 11:19
2,2-Dichloropropane	ND	39.0		ug/L	50.0	78%	10 - 198	9083540	NSH1924-21	08/25/09 11:19
cis-1,3-Dichloropropene	ND	81.4	M7	ug/L	50.0	163%	56 - 156	9083540	NSH1924-21	08/25/09 11:19
trans-1,3-Dichloropropene	ND	59.2		ug/L	50.0	118%	47 - 157	9083540	NSH1924-21	08/25/09 11:19
1,1-Dichloropropene	ND	56.1		ug/L	50.0	112%	70 - 155	9083540	NSH1924-21	08/25/09 11:19
Ethylbenzene	ND	61.4		ug/L	50.0	123%	68 - 157	9083540	NSH1924-21	08/25/09 11:19

2960 Foster Creighton Road Nashville, TN 37204 * 800-765-0980 * Fax 615-726-3404

Client	Kleinfelder Albuquerque - Exxon 8300 Jefferson NE Suite B Albuquerque, NM 87120	Work Order:	NSH1924
		Project Name:	Exxon Gladiola Station
		Project Number:	Gladiola Station - Lea County, NM
Attn	David Mazzanti	Received:	08/21/09 08:00

PROJECT QUALITY CONTROL DATA
Matrix Spike - Cont.

Analyte	Orig. Val.	MS Val	Q	Units	Spike Conc	% Rec.	Target Range	Batch	Sample Spiked	Analyzed Date/Time
Volatile Organic Compounds by EPA Method 8260B										
9083540-MS1										
Hexachlorobutadiene	ND	58.1		ug/L	50.0	116%	47 - 173	9083540	NSH1924-21	08/25/09 11:19
2-Hexanone	ND	257		ug/L	250	103%	57 - 154	9083540	NSH1924-21	08/25/09 11:19
Isopropylbenzene	ND	60.9		ug/L	50.0	122%	69 - 139	9083540	NSH1924-21	08/25/09 11:19
p-Isopropyltoluene	ND	59.2		ug/L	50.0	118%	69 - 151	9083540	NSH1924-21	08/25/09 11:19
Methyl tert-Butyl Ether	ND	46.0		ug/L	50.0	92%	56 - 152	9083540	NSH1924-21	08/25/09 11:19
Methylene Chloride	ND	48.8		ug/L	50.0	98%	71 - 136	9083540	NSH1924-21	08/25/09 11:19
4-Methyl-2-pentanone	ND	334		ug/L	250	134%	62 - 159	9083540	NSH1924-21	08/25/09 11:19
Naphthalene	3.61	54.8		ug/L	50.0	102%	56 - 161	9083540	NSH1924-21	08/25/09 11:19
n-Propylbenzene	ND	66.6		ug/L	50.0	133%	61 - 167	9083540	NSH1924-21	08/25/09 11:19
Styrene	ND	56.6		ug/L	50.0	113%	69 - 150	9083540	NSH1924-21	08/25/09 11:19
1,1,1,2-Tetrachloroethane	ND	60.4		ug/L	50.0	121%	80 - 140	9083540	NSH1924-21	08/25/09 11:19
1,1,2,2-Tetrachloroethane	ND	57.3		ug/L	50.0	115%	76 - 141	9083540	NSH1924-21	08/25/09 11:19
Tetrachloroethene	ND	58.0		ug/L	50.0	116%	63 - 155	9083540	NSH1924-21	08/25/09 11:19
Toluene	ND	66.7		ug/L	50.0	133%	61 - 153	9083540	NSH1924-21	08/25/09 11:19
1,2,3-Trichlorobenzene	ND	51.7		ug/L	50.0	103%	57 - 155	9083540	NSH1924-21	08/25/09 11:19
1,2,4-Trichlorobenzene	ND	54.4		ug/L	50.0	109%	64 - 147	9083540	NSH1924-21	08/25/09 11:19
1,1,2-Trichloroethane	ND	56.0		ug/L	50.0	112%	74 - 138	9083540	NSH1924-21	08/25/09 11:19
1,1,1-Trichloroethane	ND	51.0		ug/L	50.0	102%	78 - 153	9083540	NSH1924-21	08/25/09 11:19
Trichloroethene	ND	54.4		ug/L	50.0	109%	74 - 139	9083540	NSH1924-21	08/25/09 11:19
Trichlorofluoromethane	ND	53.0		ug/L	50.0	106%	53 - 149	9083540	NSH1924-21	08/25/09 11:19
1,2,3-Trichloropropane	ND	54.8		ug/L	50.0	110%	49 - 148	9083540	NSH1924-21	08/25/09 11:19
1,3,5-Trimethylbenzene	ND	58.8		ug/L	50.0	118%	67 - 151	9083540	NSH1924-21	08/25/09 11:19
1,2,4-Trimethylbenzene	ND	59.2		ug/L	50.0	118%	69 - 150	9083540	NSH1924-21	08/25/09 11:19
Vinyl chloride	ND	48.3		ug/L	50.0	97%	53 - 137	9083540	NSH1924-21	08/25/09 11:19
Xylenes, total	0.690	184		ug/L	150	122%	68 - 158	9083540	NSH1924-21	08/25/09 11:19
Surrogate: 1,2-Dichloroethane-d4		26.9		ug/L	25.0	108%	63 - 140	9083540	NSH1924-21	08/25/09 11:19
Surrogate: Dibromofluoromethane		24.6		ug/L	25.0	98%	73 - 131	9083540	NSH1924-21	08/25/09 11:19
Surrogate: Toluene-d8		28.6		ug/L	25.0	114%	80 - 120	9083540	NSH1924-21	08/25/09 11:19
Surrogate: 4-Bromofluorobenzene		26.4		ug/L	25.0	106%	79 - 125	9083540	NSH1924-21	08/25/09 11:19
9083614-MS1										
Acetone	78.0	25200		ug/L	25000	100%	56 - 150	9083614	NSH1700-20RE4	08/28/09 20:16
Benzene	ND	6280		ug/L	5000	126%	65 - 151	9083614	NSH1700-20RE4	08/28/09 20:16
Bromobenzene	ND	4960		ug/L	5000	99%	69 - 142	9083614	NSH1700-20RE4	08/28/09 20:16
Bromochloromethane	ND	5430		ug/L	5000	109%	64 - 154	9083614	NSH1700-20RE4	08/28/09 20:16

TestAmerica
THE LEADER IN ENVIRONMENTAL TESTING
2960 Foster Creighton Road Nashville, TN 37204 * 800-765-0980 * Fax 615-726-3404

Client	Kleinfelder Albuquerque - Exxon	Work Order:	NSH1924
	8300 Jefferson NE Suite B	Project Name:	Exxon Gladiola Station
	Albuquerque, NM 87120	Project Number:	Gladiola Station - Lea County, NM
Attn	David Mazzanti	Received:	08/21/09 08:00

PROJECT QUALITY CONTROL DATA
Matrix Spike - Cont.

Analyte	Orig. Val.	MS Val	Q	Units	Spike Conc	% Rec.	Target Range	Batch	Sample Spiked	Analyzed Date/Time
Volatile Organic Compounds by EPA Method 8260B										
9083614-MS1										
Bromodichloromethane	875	5200		ug/L	5000	87%	75 - 138	9083614	NSH1700-20RE4	08/28/09 20:16
Bromoform	ND	4980		ug/L	5000	100%	55 - 153	9083614	NSH1700-20RE4	08/28/09 20:16
Bromomethane	ND	6130		ug/L	5000	123%	13 - 176	9083614	NSH1700-20RE4	08/28/09 20:16
2-Butanone	63.0	25700		ug/L	25000	102%	45 - 164	9083614	NSH1700-20RE4	08/28/09 20:16
sec-Butylbenzene	652	5420		ug/L	5000	95%	68 - 159	9083614	NSH1700-20RE4	08/28/09 20:16
n-Butylbenzene	ND	5380		ug/L	5000	108%	67 - 151	9083614	NSH1700-20RE4	08/28/09 20:16
tert-Butylbenzene	121	5500		ug/L	5000	108%	73 - 153	9083614	NSH1700-20RE4	08/28/09 20:16
Carbon disulfide	ND	4860		ug/L	5000	97%	33 - 187	9083614	NSH1700-20RE4	08/28/09 20:16
Carbon Tetrachloride	ND	6140		ug/L	5000	123%	64 - 157	9083614	NSH1700-20RE4	08/28/09 20:16
Chlorobenzene	ND	4930		ug/L	5000	99%	78 - 136	9083614	NSH1700-20RE4	08/28/09 20:16
Chlorodibromomethane	ND	5510		ug/L	5000	110%	64 - 145	9083614	NSH1700-20RE4	08/28/09 20:16
Chloroethane	ND	5660		ug/L	5000	113%	48 - 159	9083614	NSH1700-20RE4	08/28/09 20:16
Chloroform	ND	5740		ug/L	5000	115%	72 - 145	9083614	NSH1700-20RE4	08/28/09 20:16
Chloromethane	ND	5070		ug/L	5000	101%	10 - 194	9083614	NSH1700-20RE4	08/28/09 20:16
2-Chlorotoluene	77.0	5190		ug/L	5000	102%	66 - 155	9083614	NSH1700-20RE4	08/28/09 20:16
4-Chlorotoluene	32.0	4960		ug/L	5000	99%	69 - 149	9083614	NSH1700-20RE4	08/28/09 20:16
1,2-Dibromo-3-chloropropane	ND	5620		ug/L	5000	112%	49 - 162	9083614	NSH1700-20RE4	08/28/09 20:16
1,2-Dibromoethane (EDB)	ND	4940		ug/L	5000	99%	70 - 152	9083614	NSH1700-20RE4	08/28/09 20:16
Dibromomethane	ND	4980		ug/L	5000	100%	75 - 141	9083614	NSH1700-20RE4	08/28/09 20:16
1,4-Dichlorobenzene	ND	5030		ug/L	5000	101%	75 - 135	9083614	NSH1700-20RE4	08/28/09 20:16
1,3-Dichlorobenzene	ND	5140		ug/L	5000	103%	72 - 146	9083614	NSH1700-20RE4	08/28/09 20:16
1,2-Dichlorobenzene	ND	5490		ug/L	5000	110%	80 - 136	9083614	NSH1700-20RE4	08/28/09 20:16
Dichlorodifluoromethane	ND	3990		ug/L	5000	80%	23 - 159	9083614	NSH1700-20RE4	08/28/09 20:16
1,1-Dichloroethane	ND	5270		ug/L	5000	105%	64 - 154	9083614	NSH1700-20RE4	08/28/09 20:16

2960 Foster Creighton Road Nashville, TN 37204 * 800-765-0980 * Fax 615-726-3404

Client	Kleinfelder Albuquerque - Exxon 8300 Jefferson NE Suite B Albuquerque, NM 87120	Work Order:	NSH1924
		Project Name:	Exxon Gladiola Station
		Project Number:	Gladiola Station - Lea County, NM
Attn	David Mazzanti	Received:	08/21/09 08:00

PROJECT QUALITY CONTROL DATA
Matrix Spike - Cont.

Analyte	Orig. Val.	MS Val	Q	Units	Spike Conc	% Rec.	Target Range	Batch	Sample Spiked	Analyzed Date/Time
Volatile Organic Compounds by EPA Method 8260B										
9083614-MS1										
1,2-Dichloroethane	87.0	5170		ug/L	5000	102%	72 - 137	9083614	NSH1700-20RE4	08/28/09 20:16
cis-1,2-Dichloroethene	28.0	5180		ug/L	5000	103%	57 - 154	9083614	NSH1700-20RE4	08/28/09 20:16
1,1-Dichloroethene	ND	5340		ug/L	5000	107%	34 - 151	9083614	NSH1700-20RE4	08/28/09 20:16
trans-1,2-Dichloroethene	ND	5270		ug/L	5000	105%	57 - 157	9083614	NSH1700-20RE4	08/28/09 20:16
1,3-Dichloropropane	ND	4680		ug/L	5000	94%	71 - 137	9083614	NSH1700-20RE4	08/28/09 20:16
1,2-Dichloropropane	ND	4780		ug/L	5000	96%	71 - 139	9083614	NSH1700-20RE4	08/28/09 20:16
2,2-Dichloropropane	ND	5130		ug/L	5000	103%	10 - 198	9083614	NSH1700-20RE4	08/28/09 20:16
cis-1,3-Dichloropropene	ND	4930		ug/L	5000	99%	56 - 156	9083614	NSH1700-20RE4	08/28/09 20:16
trans-1,3-Dichloropropene	38.0	4710		ug/L	5000	93%	47 - 157	9083614	NSH1700-20RE4	08/28/09 20:16
1,1-Dichloropropene	ND	5520		ug/L	5000	110%	70 - 155	9083614	NSH1700-20RE4	08/28/09 20:16
Ethylbenzene	11300	17100		ug/L	5000	115%	68 - 157	9083614	NSH1700-20RE4	08/28/09 20:16
Hexachlorobutadiene	ND	5080		ug/L	5000	102%	47 - 173	9083614	NSH1700-20RE4	08/28/09 20:16
2-Hexanone	ND	24100		ug/L	25000	96%	57 - 154	9083614	NSH1700-20RE4	08/28/09 20:16
Isopropylbenzene	122	5250		ug/L	5000	103%	69 - 139	9083614	NSH1700-20RE4	08/28/09 20:16
p-Isopropyltoluene	ND	5300		ug/L	5000	106%	69 - 151	9083614	NSH1700-20RE4	08/28/09 20:16
Methyl tert-Butyl Ether	ND	5200		ug/L	5000	104%	56 - 152	9083614	NSH1700-20RE4	08/28/09 20:16
Methylene Chloride	114	5080		ug/L	5000	99%	71 - 136	9083614	NSH1700-20RE4	08/28/09 20:16
4-Methyl-2-pentanone	199	23800		ug/L	25000	94%	62 - 159	9083614	NSH1700-20RE4	08/28/09 20:16
Naphthalene	26.0	4860		ug/L	5000	97%	56 - 161	9083614	NSH1700-20RE4	08/28/09 20:16
n-Propylbenzene	208	5320		ug/L	5000	102%	61 - 167	9083614	NSH1700-20RE4	08/28/09 20:16
Styrene	83.0	5030		ug/L	5000	99%	69 - 150	9083614	NSH1700-20RE4	08/28/09 20:16
1,1,1,2-Tetrachloroethane	ND	5240		ug/L	5000	105%	80 - 140	9083614	NSH1700-20RE4	08/28/09 20:16
1,1,2,2-Tetrachloroethane	ND	5140		ug/L	5000	103%	76 - 141	9083614	NSH1700-20RE4	08/28/09 20:16
Tetrachloroethene	ND	5070		ug/L	5000	101%	63 - 155	9083614	NSH1700-20RE4	08/28/09 20:16

Client	Kleinfelder Albuquerque - Exxon	Work Order:	NSH1924
	8300 Jefferson NE Suite B	Project Name:	Exxon Gladiola Station
	Albuquerque, NM 87120	Project Number:	Gladiola Station - Lea County, NM
Attn	David Mazzanti	Received:	08/21/09 08:00

PROJECT QUALITY CONTROL DATA
Matrix Spike - Cont.

Analyte	Orig. Val.	MS Val	Q	Units	Spike Conc	% Rec.	Target Range	Batch	Sample Spiked	Analyzed Date/Time
Volatile Organic Compounds by EPA Method 8260B										
9083614-MS1										
Toluene	2500	8310		ug/L	5000	116%	61 - 153	9083614	NSH1700-20RE4	08/28/09 20:16
1,2,3-Trichlorobenzene	ND	4580		ug/L	5000	92%	57 - 155	9083614	NSH1700-20RE4	08/28/09 20:16
1,2,4-Trichlorobenzene	ND	5270		ug/L	5000	105%	64 - 147	9083614	NSH1700-20RE4	08/28/09 20:16
1,1,2-Trichloroethane	ND	4660		ug/L	5000	93%	74 - 138	9083614	NSH1700-20RE4	08/28/09 20:16
1,1,1-Trichloroethane	ND	5780		ug/L	5000	116%	78 - 153	9083614	NSH1700-20RE4	08/28/09 20:16
Trichloroethene	ND	4730		ug/L	5000	95%	74 - 139	9083614	NSH1700-20RE4	08/28/09 20:16
Trichlorofluoromethane	ND	5090		ug/L	5000	102%	53 - 149	9083614	NSH1700-20RE4	08/28/09 20:16
1,2,3-Trichloropropane	ND	4710		ug/L	5000	94%	49 - 148	9083614	NSH1700-20RE4	08/28/09 20:16
1,3,5-Trimethylbenzene	271	5440		ug/L	5000	103%	67 - 151	9083614	NSH1700-20RE4	08/28/09 20:16
1,2,4-Trimethylbenzene	737	5960		ug/L	5000	104%	69 - 150	9083614	NSH1700-20RE4	08/28/09 20:16
Vinyl chloride	ND	4950		ug/L	5000	99%	53 - 137	9083614	NSH1700-20RE4	08/28/09 20:16
Xylenes, total	13500	30300		ug/L	15000	113%	68 - 158	9083614	NSH1700-20RE4	08/28/09 20:16
Surrogate: 1,2-Dichloroethane-d4		24.3		ug/L	25.0	97%	63 - 140	9083614	NSH1700-20RE4	08/28/09 20:16
Surrogate: Dibromofluoromethane		25.3		ug/L	25.0	101%	73 - 131	9083614	NSH1700-20RE4	08/28/09 20:16
Surrogate: Toluene-d8		23.2		ug/L	25.0	93%	80 - 120	9083614	NSH1700-20RE4	08/28/09 20:16
Surrogate: 4-Bromofluorobenzene		24.9		ug/L	25.0	100%	79 - 125	9083614	NSH1700-20RE4	08/28/09 20:16
9084014-MS1										
Acetone	ND	30400		ug/L	25000	122%	56 - 150	9084014	NSH2147-02RE3	08/29/09 08:24
Benzene	2800	8650		ug/L	5000	117%	65 - 151	9084014	NSH2147-02RE3	08/29/09 08:24
Bromobenzene	ND	4880		ug/L	5000	98%	69 - 142	9084014	NSH2147-02RE3	08/29/09 08:24
Bromochloromethane	ND	5380		ug/L	5000	108%	64 - 154	9084014	NSH2147-02RE3	08/29/09 08:24
Bromodichloromethane	ND	5080		ug/L	5000	102%	75 - 138	9084014	NSH2147-02RE3	08/29/09 08:24
Bromoform	ND	4930		ug/L	5000	99%	55 - 153	9084014	NSH2147-02RE3	08/29/09 08:24
Bromomethane	ND	6310		ug/L	5000	126%	13 - 176	9084014	NSH2147-02RE3	08/29/09 08:24

Client	Kleinfelder Albuquerque - Exxon 8300 Jefferson NE Suite B Albuquerque, NM 87120	Work Order:	NSH1924
		Project Name:	Exxon Gladiola Station
		Project Number:	Gladiola Station - Lea County, NM
Attn	David Mazzanti	Received:	08/21/09 08:00

PROJECT QUALITY CONTROL DATA
Matrix Spike - Cont.

Analyte	Orig. Val.	MS Val	Q	Units	Spike Conc	% Rec.	Target Range	Batch	Sample Spiked	Analyzed Date/Time
Volatile Organic Compounds by EPA Method 8260B										
9084014-MS1										
2-Butanone	ND	25900		ug/L	25000	104%	45 - 164	9084014	NSH2147-02RE3	08/29/09 08:24
sec-Butylbenzene	ND	5280		ug/L	5000	106%	68 - 159	9084014	NSH2147-02RE3	08/29/09 08:24
n-Butylbenzene	ND	5260		ug/L	5000	105%	67 - 151	9084014	NSH2147-02RE3	08/29/09 08:24
tert-Butylbenzene	ND	5360		ug/L	5000	107%	73 - 153	9084014	NSH2147-02RE3	08/29/09 08:24
Carbon disulfide	ND	4900		ug/L	5000	98%	33 - 187	9084014	NSH2147-02RE3	08/29/09 08:24
Carbon Tetrachloride	ND	6130		ug/L	5000	123%	64 - 157	9084014	NSH2147-02RE3	08/29/09 08:24
Chlorobenzene	ND	4950		ug/L	5000	99%	78 - 136	9084014	NSH2147-02RE3	08/29/09 08:24
Chlorodibromomethane	ND	5440		ug/L	5000	109%	64 - 145	9084014	NSH2147-02RE3	08/29/09 08:24
Chloroethane	ND	5680		ug/L	5000	114%	48 - 159	9084014	NSH2147-02RE3	08/29/09 08:24
Chloroform	ND	5790		ug/L	5000	116%	72 - 145	9084014	NSH2147-02RE3	08/29/09 08:24
Chloromethane	ND	4660		ug/L	5000	93%	10 - 194	9084014	NSH2147-02RE3	08/29/09 08:24
2-Chlorotoluene	ND	5060		ug/L	5000	101%	66 - 155	9084014	NSH2147-02RE3	08/29/09 08:24
4-Chlorotoluene	ND	4830		ug/L	5000	97%	69 - 149	9084014	NSH2147-02RE3	08/29/09 08:24
1,2-Dibromo-3-chloropropane	ND	5280		ug/L	5000	106%	49 - 162	9084014	NSH2147-02RE3	08/29/09 08:24
1,2-Dibromoethane (EDB)	ND	4880		ug/L	5000	98%	70 - 152	9084014	NSH2147-02RE3	08/29/09 08:24
Dibromomethane	ND	4960		ug/L	5000	99%	75 - 141	9084014	NSH2147-02RE3	08/29/09 08:24
1,4-Dichlorobenzene	ND	4900		ug/L	5000	98%	75 - 135	9084014	NSH2147-02RE3	08/29/09 08:24
1,3-Dichlorobenzene	ND	5070		ug/L	5000	101%	72 - 146	9084014	NSH2147-02RE3	08/29/09 08:24
1,2-Dichlorobenzene	ND	5370		ug/L	5000	107%	80 - 136	9084014	NSH2147-02RE3	08/29/09 08:24
Dichlorodifluoromethane	ND	4040		ug/L	5000	81%	23 - 159	9084014	NSH2147-02RE3	08/29/09 08:24
1,1-Dichloroethane	ND	5270		ug/L	5000	105%	64 - 154	9084014	NSH2147-02RE3	08/29/09 08:24
1,2-Dichloroethane	ND	5050		ug/L	5000	101%	72 - 137	9084014	NSH2147-02RE3	08/29/09 08:24
cis-1,2-Dichloroethene	ND	5010		ug/L	5000	100%	57 - 154	9084014	NSH2147-02RE3	08/29/09 08:24
1,1-Dichloroethene	ND	5440		ug/L	5000	109%	34 - 151	9084014	NSH2147-02RE3	08/29/09 08:24

Client	Kleinfelder Albuquerque - Exxon 8300 Jefferson NE Suite B Albuquerque, NM 87120	Work Order:	NSH1924
		Project Name:	Exxon Gladiola Station
		Project Number:	Gladiola Station - Lea County, NM
Attn	David Mazzanti	Received:	08/21/09 08:00

PROJECT QUALITY CONTROL DATA
Matrix Spike - Cont.

Analyte	Orig. Val.	MS Val	Q	Units	Spike Conc	% Rec.	Target Range	Batch	Sample Spiked	Analyzed Date/Time
Volatile Organic Compounds by EPA Method 8260B										
9084014-MS1										
trans-1,2-Dichloroethene	ND	5190		ug/L	5000	104%	57 - 157	9084014	NSH2147-02RE3	08/29/09 08:24
1,3-Dichloropropane	ND	4620		ug/L	5000	92%	71 - 137	9084014	NSH2147-02RE3	08/29/09 08:24
1,2-Dichloropropane	ND	4660		ug/L	5000	93%	71 - 139	9084014	NSH2147-02RE3	08/29/09 08:24
2,2-Dichloropropane	ND	4450		ug/L	5000	89%	10 - 198	9084014	NSH2147-02RE3	08/29/09 08:24
cis-1,3-Dichloropropene	ND	4720		ug/L	5000	94%	56 - 156	9084014	NSH2147-02RE3	08/29/09 08:24
trans-1,3-Dichloropropene	ND	4590		ug/L	5000	92%	47 - 157	9084014	NSH2147-02RE3	08/29/09 08:24
1,1-Dichloropropene	ND	5460		ug/L	5000	109%	70 - 155	9084014	NSH2147-02RE3	08/29/09 08:24
Ethylbenzene	ND	5880		ug/L	5000	118%	68 - 157	9084014	NSH2147-02RE3	08/29/09 08:24
Hexachlorobutadiene	ND	5040		ug/L	5000	101%	47 - 173	9084014	NSH2147-02RE3	08/29/09 08:24
2-Hexanone	ND	23700		ug/L	25000	95%	57 - 154	9084014	NSH2147-02RE3	08/29/09 08:24
Isopropylbenzene	52.0	5160		ug/L	5000	102%	69 - 139	9084014	NSH2147-02RE3	08/29/09 08:24
p-Isopropyltoluene	ND	5160		ug/L	5000	103%	69 - 151	9084014	NSH2147-02RE3	08/29/09 08:24
Methyl tert-Butyl Ether	ND	5010		ug/L	5000	100%	56 - 152	9084014	NSH2147-02RE3	08/29/09 08:24
Methylene Chloride	ND	5060		ug/L	5000	101%	71 - 136	9084014	NSH2147-02RE3	08/29/09 08:24
4-Methyl-2-pentanone	ND	22500		ug/L	25000	90%	62 - 159	9084014	NSH2147-02RE3	08/29/09 08:24
Naphthalene	250	4380		ug/L	5000	83%	56 - 161	9084014	NSH2147-02RE3	08/29/09 08:24
n-Propylbenzene	114	5100		ug/L	5000	100%	61 - 167	9084014	NSH2147-02RE3	08/29/09 08:24
Styrene	ND	5050		ug/L	5000	101%	69 - 150	9084014	NSH2147-02RE3	08/29/09 08:24
1,1,1,2-Tetrachloroethane	ND	5200		ug/L	5000	104%	80 - 140	9084014	NSH2147-02RE3	08/29/09 08:24
1,1,2,2-Tetrachloroethane	ND	2610	M8	ug/L	5000	52%	76 - 141	9084014	NSH2147-02RE3	08/29/09 08:24
Tetrachloroethene	ND	5010		ug/L	5000	100%	63 - 155	9084014	NSH2147-02RE3	08/29/09 08:24
Toluene	ND	5830		ug/L	5000	117%	61 - 153	9084014	NSH2147-02RE3	08/29/09 08:24
1,2,3-Trichlorobenzene	ND	4050		ug/L	5000	81%	57 - 155	9084014	NSH2147-02RE3	08/29/09 08:24
1,2,4-Trichlorobenzene	ND	4870		ug/L	5000	97%	64 - 147	9084014	NSH2147-02RE3	08/29/09 08:24

2960 Foster Creighton Road Nashville, TN 37204 * 800-765-0980 * Fax 615-726-3404

Client	Kleinfelder Albuquerque - Exxon 8300 Jefferson NE Suite B Albuquerque, NM 87120	Work Order:	NSH1924
		Project Name:	Exxon Gladiola Station
		Project Number:	Gladiola Station - Lea County, NM
Attn	David Mazzanti	Received:	08/21/09 08:00

PROJECT QUALITY CONTROL DATA
Matrix Spike - Cont.

Analyte	Orig. Val.	MS Val	Q	Units	Spike Conc	% Rec.	Target Range	Batch	Sample Spiked	Analyzed Date/Time
Volatile Organic Compounds by EPA Method 8260B										
9084014-MS1										
1,1,2-Trichloroethane	ND	4660		ug/L	5000	93%	74 - 138	9084014	NSH2147-02RE3	08/29/09 08:24
1,1,1-Trichloroethane	ND	5820		ug/L	5000	116%	78 - 153	9084014	NSH2147-02RE3	08/29/09 08:24
Trichloroethene	ND	6500		ug/L	5000	130%	74 - 139	9084014	NSH2147-02RE3	08/29/09 08:24
Trichlorofluoromethane	ND	5150		ug/L	5000	103%	53 - 149	9084014	NSH2147-02RE3	08/29/09 08:24
1,2,3-Trichloropropane	ND	4410		ug/L	5000	88%	49 - 148	9084014	NSH2147-02RE3	08/29/09 08:24
1,3,5-Trimethylbenzene	ND	5050		ug/L	5000	101%	67 - 151	9084014	NSH2147-02RE3	08/29/09 08:24
1,2,4-Trimethylbenzene	46.0	5180		ug/L	5000	103%	69 - 150	9084014	NSH2147-02RE3	08/29/09 08:24
Vinyl chloride	ND	5030		ug/L	5000	101%	53 - 137	9084014	NSH2147-02RE3	08/29/09 08:24
Xylenes, total	45.0	16900		ug/L	15000	112%	68 - 158	9084014	NSH2147-02RE3	08/29/09 08:24
Surrogate: 1,2-Dichloroethane-d4		24.5		ug/L	25.0	98%	63 - 140	9084014	NSH2147-02RE3	08/29/09 08:24
Surrogate: Dibromofluoromethane		25.7		ug/L	25.0	103%	73 - 131	9084014	NSH2147-02RE3	08/29/09 08:24
Surrogate: Toluene-d8		23.2		ug/L	25.0	93%	80 - 120	9084014	NSH2147-02RE3	08/29/09 08:24
Surrogate: 4-Bromofluorobenzene		24.8		ug/L	25.0	99%	79 - 125	9084014	NSH2147-02RE3	08/29/09 08:24

TestAmerica
THE LEADER IN ENVIRONMENTAL TESTING
2960 Foster Creighton Road Nashville, TN 37204 * 800-765-0980 * Fax 615-726-3404

Client	Kleinfelder Albuquerque - Exxon 8300 Jefferson NE Suite B Albuquerque, NM 87120	Work Order:	NSH1924
		Project Name:	Exxon Gladiola Station
		Project Number:	Gladiola Station - Lea County, NM
Attn	David Mazzanti	Received:	08/21/09 08:00

PROJECT QUALITY CONTROL DATA
Matrix Spike Dup

Analyte	Orig. Val.	Duplicate	Q	Units	Spike Conc	% Rec.	Target Range	RPD	Limit	Batch	Sample Duplicated	Analyzed Date/Time
General Chemistry Parameters												
9090014-MSD1												
Sulfate	0.425	17.8		mg/L	15.0	116%	80 - 120	1	20	9090014	NSH1924-01	09/02/09 11:13
Chloride	2.25	5.62		mg/L	3.00	112%	80 - 120	2	20	9090014	NSH1924-01	09/02/09 11:13
Dissolved Metals by EPA Method 6010B												
9083700-MSD1												
Arsenic	0.0133	0.0643		mg/L	0.0500	102%	75 - 125	3	20	9083700	NSH1924-04	08/25/09 17:07
Barium	8.19	9.94		mg/L	2.00	87%	75 - 125	0.2	20	9083700	NSH1924-04	08/25/09 17:07
Cadmium	ND	0.0464		mg/L	0.0500	93%	75 - 125	1	20	9083700	NSH1924-04	08/25/09 17:07
Chromium	ND	0.191		mg/L	0.200	95%	75 - 125	2	20	9083700	NSH1924-04	08/25/09 17:07
Lead	0.00240	0.0530		mg/L	0.0500	101%	75 - 125	2	20	9083700	NSH1924-04	08/25/09 17:07
Selenium	ND	0.0527		mg/L	0.0500	105%	75 - 125	2	20	9083700	NSH1924-04	08/25/09 17:07
Silver	ND	0.0495		mg/L	0.0500	99%	75 - 125	1	20	9083700	NSH1924-04	08/25/09 17:07
9083701-MSD1												
Arsenic	ND	0.0527		mg/L	0.0500	105%	75 - 125	2	20	9083701	NSH2028-08	08/25/09 19:50
Barium	0.130	2.17		mg/L	2.00	102%	75 - 125	1	20	9083701	NSH2028-08	08/25/09 19:50
Cadmium	ND	0.0480		mg/L	0.0500	96%	75 - 125	0.2	20	9083701	NSH2028-08	08/25/09 19:50
Chromium	ND	0.196		mg/L	0.200	98%	75 - 125	1	20	9083701	NSH2028-08	08/25/09 19:50
Lead	ND	0.0513		mg/L	0.0500	103%	75 - 125	4	20	9083701	NSH2028-08	08/25/09 19:50
Selenium	ND	0.0545		mg/L	0.0500	109%	75 - 125	2	20	9083701	NSH2028-08	08/25/09 19:50
Silver	ND	0.0501		mg/L	0.0500	100%	75 - 125	2	20	9083701	NSH2028-08	08/25/09 19:50
Dissolved Mercury by EPA Methods 7470A/7471A												
9083733-MSD1												
Mercury	ND	0.00102		mg/L	0.00100	102%	75 - 125	1	20	9083733	NSH1924-19	08/28/09 13:27
9083740-MSD1												
Mercury	ND	0.00102		mg/L	0.00100	102%	75 - 125	2	20	9083740	NSH2020-02	08/27/09 12:26
Volatile Organic Compounds by EPA Method 8260B												
9083540-MSD1												
Acetone	ND	241		ug/L	250	96%	56 - 150	6	31	9083540	NSH1924-21	08/25/09 11:49
Benzene	ND	57.9		ug/L	50.0	116%	65 - 151	4	12	9083540	NSH1924-21	08/25/09 11:49
Bromobenzene	ND	62.5		ug/L	50.0	125%	69 - 142	6	23	9083540	NSH1924-21	08/25/09 11:49
Bromochloromethane	ND	51.7		ug/L	50.0	103%	64 - 154	7	32	9083540	NSH1924-21	08/25/09 11:49
Bromodichloromethane	ND	64.5		ug/L	50.0	129%	75 - 138	6	13	9083540	NSH1924-21	08/25/09 11:49
Bromoform	ND	57.2		ug/L	50.0	114%	55 - 153	10	18	9083540	NSH1924-21	08/25/09 11:49
Bromomethane	ND	60.3		ug/L	50.0	121%	13 - 176	5	50	9083540	NSH1924-21	08/25/09 11:49
2-Butanone	ND	262		ug/L	250	105%	45 - 164	15	37	9083540	NSH1924-21	08/25/09 11:49
sec-Butylbenzene	ND	62.2		ug/L	50.0	124%	68 - 159	4	21	9083540	NSH1924-21	08/25/09 11:49
n-Butylbenzene	ND	60.5		ug/L	50.0	121%	67 - 151	4	11	9083540	NSH1924-21	08/25/09 11:49

Client	Kleinfelder Albuquerque - Exxon 8300 Jefferson NE Suite B Albuquerque, NM 87120	Work Order:	NSH1924
		Project Name:	Exxon Gladiola Station
		Project Number:	Gladiola Station - Lea County, NM
Attn	David Mazzanti	Received:	08/21/09 08:00

PROJECT QUALITY CONTROL DATA
Matrix Spike Dup - Cont.

Analyte	Orig. Val.	Duplicate	Q	Units	Spike Conc	% Rec.	Target Range	RPD	Limit	Batch	Sample Duplicated	Analyzed Date/Time
Volatile Organic Compounds by EPA Method 8260B												
9083540-MSD1												
tert-Butylbenzene	ND	61.1		ug/L	50.0	122%	73 - 153	4	20	9083540	NSH1924-21	08/25/09 11:49
Carbon disulfide	ND	61.2		ug/L	50.0	122%	33 - 187	4	28	9083540	NSH1924-21	08/25/09 11:49
Carbon Tetrachloride	ND	52.8		ug/L	50.0	106%	64 - 157	3	26	9083540	NSH1924-21	08/25/09 11:49
Chlorobenzene	ND	58.7		ug/L	50.0	117%	78 - 136	4	11	9083540	NSH1924-21	08/25/09 11:49
Chlorodibromomethane	ND	57.9		ug/L	50.0	116%	64 - 145	9	16	9083540	NSH1924-21	08/25/09 11:49
Chloroethane	ND	49.2		ug/L	50.0	98%	48 - 159	6	35	9083540	NSH1924-21	08/25/09 11:49
Chloroform	ND	55.0		ug/L	50.0	110%	72 - 145	6	32	9083540	NSH1924-21	08/25/09 11:49
Chloromethane	ND	41.3		ug/L	50.0	83%	10 - 194	3	34	9083540	NSH1924-21	08/25/09 11:49
2-Chlorotoluene	ND	68.6		ug/L	50.0	137%	66 - 155	5	22	9083540	NSH1924-21	08/25/09 11:49
4-Chlorotoluene	ND	67.1		ug/L	50.0	134%	69 - 149	5	22	9083540	NSH1924-21	08/25/09 11:49
1,2-Dibromo-3-chloropropane	ND	57.8		ug/L	50.0	116%	49 - 162	10	21	9083540	NSH1924-21	08/25/09 11:49
1,2-Dibromoethane (EDB)	ND	62.5		ug/L	50.0	125%	70 - 152	8	10	9083540	NSH1924-21	08/25/09 11:49
Dibromomethane	ND	50.0		ug/L	50.0	100%	75 - 141	5	11	9083540	NSH1924-21	08/25/09 11:49
1,4-Dichlorobenzene	ND	58.9		ug/L	50.0	118%	75 - 135	4	10	9083540	NSH1924-21	08/25/09 11:49
1,3-Dichlorobenzene	ND	66.0		ug/L	50.0	132%	72 - 146	5	18	9083540	NSH1924-21	08/25/09 11:49
1,2-Dichlorobenzene	0.630	62.5		ug/L	50.0	124%	80 - 136	4	11	9083540	NSH1924-21	08/25/09 11:49
Dichlorodifluoromethane	ND	36.0		ug/L	50.0	72%	23 - 159	7	32	9083540	NSH1924-21	08/25/09 11:49
1,1-Dichloroethane	ND	57.3		ug/L	50.0	115%	64 - 154	4	34	9083540	NSH1924-21	08/25/09 11:49
1,2-Dichloroethane	ND	56.4		ug/L	50.0	113%	72 - 137	9	25	9083540	NSH1924-21	08/25/09 11:49
cis-1,2-Dichloroethene	ND	55.4		ug/L	50.0	111%	57 - 154	4	32	9083540	NSH1924-21	08/25/09 11:49
1,1-Dichloroethene	ND	58.6		ug/L	50.0	117%	34 - 151	4	31	9083540	NSH1924-21	08/25/09 11:49
trans-1,2-Dichloroethene	ND	58.3		ug/L	50.0	117%	57 - 157	7	32	9083540	NSH1924-21	08/25/09 11:49
1,3-Dichloropropane	ND	60.7		ug/L	50.0	121%	71 - 137	9	20	9083540	NSH1924-21	08/25/09 11:49
1,2-Dichloropropane	ND	55.7		ug/L	50.0	111%	71 - 139	6	11	9083540	NSH1924-21	08/25/09 11:49
2,2-Dichloropropane	ND	38.4		ug/L	50.0	77%	10 - 198	2	11	9083540	NSH1924-21	08/25/09 11:49
cis-1,3-Dichloropropene	ND	84.5	M7	ug/L	50.0	169%	56 - 156	4	35	9083540	NSH1924-21	08/25/09 11:49
trans-1,3-Dichloropropene	ND	59.8		ug/L	50.0	120%	47 - 157	1	26	9083540	NSH1924-21	08/25/09 11:49
1,1-Dichloropropene	ND	59.2		ug/L	50.0	118%	70 - 155	5	18	9083540	NSH1924-21	08/25/09 11:49
Ethylbenzene	ND	65.2		ug/L	50.0	130%	68 - 157	6	12	9083540	NSH1924-21	08/25/09 11:49
Hexachlorobutadiene	ND	62.8		ug/L	50.0	126%	47 - 173	8	21	9083540	NSH1924-21	08/25/09 11:49
2-Hexanone	ND	279		ug/L	250	112%	57 - 154	8	20	9083540	NSH1924-21	08/25/09 11:49
Isopropylbenzene	ND	64.4		ug/L	50.0	129%	69 - 139	6	15	9083540	NSH1924-21	08/25/09 11:49
p-Isopropyltoluene	ND	61.8		ug/L	50.0	124%	69 - 151	4	18	9083540	NSH1924-21	08/25/09 11:49
Methyl tert-Butyl Ether	ND	39.7		ug/L	50.0	79%	56 - 152	15	32	9083540	NSH1924-21	08/25/09 11:49
Methylene Chloride	ND	51.2		ug/L	50.0	102%	71 - 136	5	36	9083540	NSH1924-21	08/25/09 11:49
4-Methyl-2-pentanone	ND	366		ug/L	250	146%	62 - 159	9	35	9083540	NSH1924-21	08/25/09 11:49
Naphthalene	3.61	59.0		ug/L	50.0	111%	56 - 161	7	30	9083540	NSH1924-21	08/25/09 11:49
n-Propylbenzene	ND	69.6		ug/L	50.0	139%	61 - 167	4	23	9083540	NSH1924-21	08/25/09 11:49
Styrene	ND	61.3		ug/L	50.0	123%	69 - 150	8	29	9083540	NSH1924-21	08/25/09 11:49
1,1,1,2-Tetrachloroethane	ND	64.9		ug/L	50.0	130%	80 - 140	7	11	9083540	NSH1924-21	08/25/09 11:49
1,1,2,2-Tetrachloroethane	ND	61.7		ug/L	50.0	123%	76 - 141	7	28	9083540	NSH1924-21	08/25/09 11:49

TestAmerica
THE LEADER IN ENVIRONMENTAL TESTING
2960 Foster Creighton Road Nashville, TN 37204 * 800-765-0980 * Fax 615-726-3404

Client	Kleinfelder Albuquerque - Exxon 8300 Jefferson NE Suite B Albuquerque, NM 87120	Work Order:	NSH1924
		Project Name:	Exxon Gladiola Station
		Project Number:	Gladiola Station - Lea County, NM
Attn	David Mazzanti	Received:	08/21/09 08:00

PROJECT QUALITY CONTROL DATA
Matrix Spike Dup - Cont.

Analyte	Orig. Val.	Duplicate	Q	Units	Spike Conc	% Rec.	Target Range	RPD	Limit	Batch	Sample Duplicated	Analyzed Date/Time
Volatile Organic Compounds by EPA Method 8260B												
9083540-MSD1												
Tetrachloroethene	ND	61.8		ug/L	50.0	124%	63 - 155	6	16	9083540	NSH1924-21	08/25/09 11:49
Toluene	ND	64.5		ug/L	50.0	129%	61 - 153	3	35	9083540	NSH1924-21	08/25/09 11:49
1,2,3-Trichlorobenzene	ND	55.6		ug/L	50.0	111%	57 - 155	7	28	9083540	NSH1924-21	08/25/09 11:49
1,2,4-Trichlorobenzene	ND	57.3		ug/L	50.0	115%	64 - 147	5	23	9083540	NSH1924-21	08/25/09 11:49
1,1,2-Trichloroethane	ND	60.3		ug/L	50.0	121%	74 - 138	7	21	9083540	NSH1924-21	08/25/09 11:49
1,1,1-Trichloroethane	ND	52.3		ug/L	50.0	105%	78 - 153	3	29	9083540	NSH1924-21	08/25/09 11:49
Trichloroethene	ND	57.6		ug/L	50.0	115%	74 - 139	6	11	9083540	NSH1924-21	08/25/09 11:49
Trichlorofluoromethane	ND	56.4		ug/L	50.0	113%	53 - 149	6	33	9083540	NSH1924-21	08/25/09 11:49
1,2,3-Trichloropropane	ND	61.0		ug/L	50.0	122%	49 - 148	11	25	9083540	NSH1924-21	08/25/09 11:49
1,3,5-Trimethylbenzene	ND	61.7		ug/L	50.0	123%	67 - 151	5	21	9083540	NSH1924-21	08/25/09 11:49
1,2,4-Trimethylbenzene	ND	62.6		ug/L	50.0	125%	69 - 150	6	20	9083540	NSH1924-21	08/25/09 11:49
Vinyl chloride	ND	51.0		ug/L	50.0	102%	53 - 137	5	32	9083540	NSH1924-21	08/25/09 11:49
Xylenes, total	0.690	195		ug/L	150	129%	68 - 158	6	18	9083540	NSH1924-21	08/25/09 11:49
Surrogate: 1,2-Dichloroethane-d4		27.7		ug/L	25.0	111%	63 - 140			9083540	NSH1924-21	08/25/09 11:49
Surrogate: Dibromofluoromethane		24.3		ug/L	25.0	97%	73 - 131			9083540	NSH1924-21	08/25/09 11:49
Surrogate: Toluene-d8		27.3		ug/L	25.0	109%	80 - 120			9083540	NSH1924-21	08/25/09 11:49
Surrogate: 4-Bromofluorobenzene		26.4		ug/L	25.0	106%	79 - 125			9083540	NSH1924-21	08/25/09 11:49
9083614-MSD1												
Acetone	78.0	24000		ug/L	25000	96%	56 - 150	5	31	9083614	NSH1700-20R E4	08/28/09 20:43
Benzene	ND	6310		ug/L	5000	126%	65 - 151	0.5	12	9083614	NSH1700-20R E4	08/28/09 20:43
Bromobenzene	ND	4940		ug/L	5000	99%	69 - 142	0.3	23	9083614	NSH1700-20R E4	08/28/09 20:43
Bromochloromethane	ND	5150		ug/L	5000	103%	64 - 154	5	32	9083614	NSH1700-20R E4	08/28/09 20:43
Bromodichloromethane	875	5220		ug/L	5000	87%	75 - 138	0.4	13	9083614	NSH1700-20R E4	08/28/09 20:43
Bromoform	ND	5060		ug/L	5000	101%	55 - 153	2	18	9083614	NSH1700-20R E4	08/28/09 20:43
Bromomethane	ND	6320		ug/L	5000	126%	13 - 176	3	50	9083614	NSH1700-20R E4	08/28/09 20:43
2-Butanone	63.0	25000		ug/L	25000	100%	45 - 164	3	37	9083614	NSH1700-20R E4	08/28/09 20:43
sec-Butylbenzene	652	5510		ug/L	5000	97%	68 - 159	2	21	9083614	NSH1700-20R E4	08/28/09 20:43
n-Butylbenzene	ND	5520		ug/L	5000	110%	67 - 151	3	11	9083614	NSH1700-20R E4	08/28/09 20:43
tert-Butylbenzene	121	5520		ug/L	5000	108%	73 - 153	0.3	20	9083614	NSH1700-20R E4	08/28/09 20:43
Carbon disulfide	ND	5020		ug/L	5000	100%	33 - 187	3	28	9083614	NSH1700-20R E4	08/28/09 20:43
Carbon Tetrachloride	ND	6190		ug/L	5000	124%	64 - 157	0.7	26	9083614	NSH1700-20R E4	08/28/09 20:43
Chlorobenzene	ND	5000		ug/L	5000	100%	78 - 136	2	11	9083614	NSH1700-20R E4	08/28/09 20:43

Client	Kleinfelder Albuquerque - Exxon 8300 Jefferson NE Suite B Albuquerque, NM 87120	Work Order:	NSH1924
		Project Name:	Exxon Gladiola Station
		Project Number:	Gladiola Station - Lea County, NM
Attn	David Mazzanti	Received:	08/21/09 08:00

PROJECT QUALITY CONTROL DATA
Matrix Spike Dup - Cont.

Analyte	Orig. Val.	Duplicate	Q	Units	Spike Conc	% Rec.	Target Range	RPD	Limit	Batch	Sample Duplicated	Analyzed Date/Time
Volatile Organic Compounds by EPA Method 8260B												
9083614-MSD1												
Chlorodibromomethane	ND	5540		ug/L	5000	111%	64 - 145	0.6	16	9083614	NSH1700-20R E4	08/28/09 20:43
Chloroethane	ND	5580		ug/L	5000	112%	48 - 159	1	35	9083614	NSH1700-20R E4	08/28/09 20:43
Chloroform	ND	5810		ug/L	5000	116%	72 - 145	1	32	9083614	NSH1700-20R E4	08/28/09 20:43
Chloromethane	ND	5040		ug/L	5000	101%	10 - 194	0.7	34	9083614	NSH1700-20R E4	08/28/09 20:43
2-Chlorotoluene	77.0	5210		ug/L	5000	103%	66 - 155	0.3	22	9083614	NSH1700-20R E4	08/28/09 20:43
4-Chlorotoluene	32.0	4940		ug/L	5000	98%	69 - 149	0.6	22	9083614	NSH1700-20R E4	08/28/09 20:43
1,2-Dibromo-3-chloropropane	ND	5580		ug/L	5000	112%	49 - 162	0.7	21	9083614	NSH1700-20R E4	08/28/09 20:43
1,2-Dibromoethane (EDB)	ND	4980		ug/L	5000	100%	70 - 152	0.8	10	9083614	NSH1700-20R E4	08/28/09 20:43
Dibromomethane	ND	4940		ug/L	5000	99%	75 - 141	0.7	11	9083614	NSH1700-20R E4	08/28/09 20:43
1,4-Dichlorobenzene	ND	5070		ug/L	5000	101%	75 - 135	0.8	10	9083614	NSH1700-20R E4	08/28/09 20:43
1,3-Dichlorobenzene	ND	5180		ug/L	5000	104%	72 - 146	0.9	18	9083614	NSH1700-20R E4	08/28/09 20:43
1,2-Dichlorobenzene	ND	5500		ug/L	5000	110%	80 - 136	0.2	11	9083614	NSH1700-20R E4	08/28/09 20:43
Dichlorodifluoromethane	ND	4050		ug/L	5000	81%	23 - 159	2	32	9083614	NSH1700-20R E4	08/28/09 20:43
1,1-Dichloroethane	ND	5300		ug/L	5000	106%	64 - 154	0.5	34	9083614	NSH1700-20R E4	08/28/09 20:43
1,2-Dichloroethane	87.0	5180		ug/L	5000	102%	72 - 137	0.06	25	9083614	NSH1700-20R E4	08/28/09 20:43
cis-1,2-Dichloroethene	28.0	5200		ug/L	5000	104%	57 - 154	0.6	32	9083614	NSH1700-20R E4	08/28/09 20:43
1,1-Dichloroethene	ND	5340		ug/L	5000	107%	34 - 151	0.04	31	9083614	NSH1700-20R E4	08/28/09 20:43
trans-1,2-Dichloroethene	ND	5260		ug/L	5000	105%	57 - 157	0.04	32	9083614	NSH1700-20R E4	08/28/09 20:43
1,3-Dichloropropane	ND	4690		ug/L	5000	94%	71 - 137	0.3	20	9083614	NSH1700-20R E4	08/28/09 20:43
1,2-Dichloropropane	ND	4770		ug/L	5000	95%	71 - 139	0.1	11	9083614	NSH1700-20R E4	08/28/09 20:43
2,2-Dichloropropane	ND	5260		ug/L	5000	105%	10 - 198	3	11	9083614	NSH1700-20R E4	08/28/09 20:43
cis-1,3-Dichloropropene	ND	4930		ug/L	5000	99%	56 - 156	0.08	35	9083614	NSH1700-20R E4	08/28/09 20:43
trans-1,3-Dichloropropene	38.0	4820		ug/L	5000	96%	47 - 157	2	26	9083614	NSH1700-20R E4	08/28/09 20:43
1,1-Dichloropropene	ND	5580		ug/L	5000	112%	70 - 155	1	18	9083614	NSH1700-20R E4	08/28/09 20:43
Ethylbenzene	11300	17200		ug/L	5000	117%	68 - 157	0.5	12	9083614	NSH1700-20R E4	08/28/09 20:43
Hexachlorobutadiene	ND	5350		ug/L	5000	107%	47 - 173	5	21	9083614	NSH1700-20R E4	08/28/09 20:43

TestAmerica
THE LEADER IN ENVIRONMENTAL TESTING
2960 Foster Creighton Road Nashville, TN 37204 * 800-765-0980 * Fax 615-726-3404

Client	Kleinfelder Albuquerque - Exxon 8300 Jefferson NE Suite B Albuquerque, NM 87120	Work Order:	NSH1924
		Project Name:	Exxon Gladiola Station
		Project Number:	Gladiolà Station - Lea County, NM
Attn	David Mazzanti	Received:	08/21/09 08:00

PROJECT QUALITY CONTROL DATA
Matrix Spike Dup - Cont.

Analyte	Orig. Val.	Duplicate	Q	Units	Spike Conc	% Rec.	Target Range	RPD	Limit	Batch	Sample Duplicated	Analyzed Date/Time
Volatile Organic Compounds by EPA Method 8260B												
9083614-MSD1												
2-Hexanone	ND	23700		ug/L	25000	95%	57 - 154	2	20	9083614	NSH1700-20R E4	08/28/09 20:43
Isopropylbenzene	122	5360		ug/L	5000	105%	69 - 139	2	15	9083614	NSH1700-20R E4	08/28/09 20:43
p-Isopropyltoluene	ND	5410		ug/L	5000	108%	69 - 151	2	18	9083614	NSH1700-20R E4	08/28/09 20:43
Methyl tert-Butyl Ether	ND	5100		ug/L	5000	102%	56 - 152	2	32	9083614	NSH1700-20R E4	08/28/09 20:43
Methylene Chloride	114	5060		ug/L	5000	99%	71 - 136	0.2	36	9083614	NSH1700-20R E4	08/28/09 20:43
4-Methyl-2-pentanone	199	23400		ug/L	25000	93%	62 - 159	2	35	9083614	NSH1700-20R E4	08/28/09 20:43
Naphthalene	26.0	5030		ug/L	5000	100%	56 - 161	4	30	9083614	NSH1700-20R E4	08/28/09 20:43
n-Propylbenzene	208	5410		ug/L	5000	104%	61 - 167	2	23	9083614	NSH1700-20R E4	08/28/09 20:43
Styrene	83.0	5070		ug/L	5000	100%	69 - 150	0.9	29	9083614	NSH1700-20R E4	08/28/09 20:43
1,1,1,2-Tetrachloroethane	ND	5200		ug/L	5000	104%	80 - 140	0.7	11	9083614	NSH1700-20R E4	08/28/09 20:43
1,1,2,2-Tetrachloroethane	ND	5000		ug/L	5000	100%	76 - 141	3	28	9083614	NSH1700-20R E4	08/28/09 20:43
Tetrachloroethene	ND	5220		ug/L	5000	104%	63 - 155	3	16	9083614	NSH1700-20R E4	08/28/09 20:43
Toluene	2500	8470		ug/L	5000	120%	61 - 153	2	35	9083614	NSH1700-20R E4	08/28/09 20:43
1,2,3-Trichlorobenzene	ND	5230		ug/L	5000	105%	57 - 155	13	28	9083614	NSH1700-20R E4	08/28/09 20:43
1,2,4-Trichlorobenzene	ND	5430		ug/L	5000	109%	64 - 147	3	23	9083614	NSH1700-20R E4	08/28/09 20:43
1,1,2-Trichloroethane	ND	4720		ug/L	5000	94%	74 - 138	1	21	9083614	NSH1700-20R E4	08/28/09 20:43
1,1,1-Trichloroethane	ND	5880		ug/L	5000	118%	78 - 153	2	29	9083614	NSH1700-20R E4	08/28/09 20:43
Trichloroethene	ND	4830		ug/L	5000	97%	74 - 139	2	11	9083614	NSH1700-20R E4	08/28/09 20:43
Trichlorofluoromethane	ND	5160		ug/L	5000	103%	53 - 149	1	33	9083614	NSH1700-20R E4	08/28/09 20:43
1,2,3-Trichloropropane	ND	4620		ug/L	5000	92%	49 - 148	2	25	9083614	NSH1700-20R E4	08/28/09 20:43
1,3,5-Trimethylbenzene	271	5530		ug/L	5000	105%	67 - 151	2	21	9083614	NSH1700-20R E4	08/28/09 20:43
1,2,4-Trimethylbenzene	737	5960		ug/L	5000	104%	69 - 150	0.08	20	9083614	NSH1700-20R E4	08/28/09 20:43
Vinyl chloride	ND	5030		ug/L	5000	101%	53 - 137	2	32	9083614	NSH1700-20R E4	08/28/09 20:43
Xylenes, total	13500	30800		ug/L	15000	116%	68 - 158	2	18	9083614	NSH1700-20R E4	08/28/09 20:43
Surrogate: 1,2-Dichloroethane-d4		24.7		ug/L	25.0	99%	63 - 140			9083614	NSH1700-20R E4	08/28/09 20:43
Surrogate: Dibromofluoromethane		25.2		ug/L	25.0	101%	73 - 131			9083614	NSH1700-20R E4	08/28/09 20:43

Client	Kleinfelder Albuquerque - Exxon 8300 Jefferson NE Suite B Albuquerque, NM 87120	Work Order:	NSH1924
		Project Name:	Exxon Gladiola Station
		Project Number:	Gladiola Station - Lea County, NM
Attn	David Mazzanti	Received:	08/21/09 08:00

PROJECT QUALITY CONTROL DATA
Matrix Spike Dup - Cont.

Analyte	Orig. Val.	Duplicate	Q	Units	Spike Conc	% Rec.	Target Range	RPD	Limit	Batch	Sample Duplicated	Analyzed Date/Time
Volatile Organic Compounds by EPA Method 8260B												
9083614-MSD1												
Surrogate: Toluene-d8		23.5		ug/L	25.0	94%	80 - 120			9083614	NSH1700-20R E4	08/28/09 20:43
Surrogate: 4-Bromofluorobenzene		24.7		ug/L	25.0	99%	79 - 125			9083614	NSH1700-20R E4	08/28/09 20:43
9084014-MSD1												
Acetone	ND	31400		ug/L	25000	125%	56 - 150	3	31	9084014	NSH2147-02R E3	08/29/09 08:51
Benzene	2800	8640		ug/L	5000	117%	65 - 151	0.2	12	9084014	NSH2147-02R E3	08/29/09 08:51
Bromobenzene	ND	5010		ug/L	5000	100%	69 - 142	2	23	9084014	NSH2147-02R E3	08/29/09 08:51
Bromochloromethane	ND	5400		ug/L	5000	108%	64 - 154	0.4	32	9084014	NSH2147-02R E3	08/29/09 08:51
Bromodichloromethane	ND	5160		ug/L	5000	103%	75 - 138	2	13	9084014	NSH2147-02R E3	08/29/09 08:51
Bromoform	ND	5040		ug/L	5000	101%	55 - 153	2	18	9084014	NSH2147-02R E3	08/29/09 08:51
Bromomethane	ND	6310		ug/L	5000	126%	13 - 176	0.1	50	9084014	NSH2147-02R E3	08/29/09 08:51
2-Butanone	ND	26100		ug/L	25000	104%	45 - 164	0.8	37	9084014	NSH2147-02R E3	08/29/09 08:51
sec-Butylbenzene	ND	5300		ug/L	5000	106%	68 - 159	0.2	21	9084014	NSH2147-02R E3	08/29/09 08:51
n-Butylbenzene	ND	5270		ug/L	5000	105%	67 - 151	0.3	11	9084014	NSH2147-02R E3	08/29/09 08:51
tert-Butylbenzene	ND	5400		ug/L	5000	108%	73 - 153	0.7	20	9084014	NSH2147-02R E3	08/29/09 08:51
Carbon disulfide	ND	4710		ug/L	5000	94%	33 - 187	4	28	9084014	NSH2147-02R E3	08/29/09 08:51
Carbon Tetrachloride	ND	5950		ug/L	5000	119%	64 - 157	3	26	9084014	NSH2147-02R E3	08/29/09 08:51
Chlorobenzene	ND	4940		ug/L	5000	99%	78 - 136	0.1	11	9084014	NSH2147-02R E3	08/29/09 08:51
Chlorodibromomethane	ND	5550		ug/L	5000	111%	64 - 145	2	16	9084014	NSH2147-02R E3	08/29/09 08:51
Chloroethane	ND	5420		ug/L	5000	108%	48 - 159	5	35	9084014	NSH2147-02R E3	08/29/09 08:51
Chloroform	ND	5720		ug/L	5000	114%	72 - 145	1	32	9084014	NSH2147-02R E3	08/29/09 08:51
Chloromethane	ND	4630		ug/L	5000	93%	10 - 194	0.5	34	9084014	NSH2147-02R E3	08/29/09 08:51
2-Chlorotoluene	ND	5040		ug/L	5000	101%	66 - 155	0.5	22	9084014	NSH2147-02R E3	08/29/09 08:51
4-Chlorotoluene	ND	4870		ug/L	5000	97%	69 - 149	0.9	22	9084014	NSH2147-02R E3	08/29/09 08:51
1,2-Dibromo-3-chloropropane	ND	5520		ug/L	5000	110%	49 - 162	4	21	9084014	NSH2147-02R E3	08/29/09 08:51
1,2-Dibromoethane (EDB)	ND	4960		ug/L	5000	99%	70 - 152	2	10	9084014	NSH2147-02R E3	08/29/09 08:51
Dibromomethane	ND	5360		ug/L	5000	107%	75 - 141	8	11	9084014	NSH2147-02R E3	08/29/09 08:51

TestAmerica
THE LEADER IN ENVIRONMENTAL TESTING
2960 Foster Creighton Road Nashville, TN 37204 * 800-765-0980 * Fax 615-726-3404

Client	Kleinfelder Albuquerque - Exxon 8300 Jefferson NE Suite B Albuquerque, NM 87120	Work Order:	NSH1924
		Project Name:	Exxon Gladiola Station
		Project Number:	Gladiola Station - Lea County, NM
Attn	David Mazzanti	Received:	08/21/09 08:00

PROJECT QUALITY CONTROL DATA
Matrix Spike Dup - Cont.

Analyte	Orig. Val.	Duplicate	Q	Units	Spike Conc	% Rec.	Target Range	RPD	Limit	Batch	Sample Duplicated	Analyzed Date/Time
Volatile Organic Compounds by EPA Method 8260B												
9084014-MSD1												
1,4-Dichlorobenzene	ND	4920		ug/L	5000	98%	75 - 135	0.3	10	9084014	NSH2147-02R E3	08/29/09 08:51
1,3-Dichlorobenzene	ND	5050		ug/L	5000	101%	72 - 146	0.5	18	9084014	NSH2147-02R E3	08/29/09 08:51
1,2-Dichlorobenzene	ND	5390		ug/L	5000	108%	80 - 136	0.4	11	9084014	NSH2147-02R E3	08/29/09 08:51
Dichlorodifluoromethane	ND	3780		ug/L	5000	76%	23 - 159	6	32	9084014	NSH2147-02R E3	08/29/09 08:51
1,1-Dichloroethane	ND	5140		ug/L	5000	103%	64 - 154	3	34	9084014	NSH2147-02R E3	08/29/09 08:51
1,2-Dichloroethane	ND	5140		ug/L	5000	103%	72 - 137	2	25	9084014	NSH2147-02R E3	08/29/09 08:51
cis-1,2-Dichloroethene	ND	5030		ug/L	5000	101%	57 - 154	0.4	32	9084014	NSH2147-02R E3	08/29/09 08:51
1,1-Dichloroethene	ND	5240		ug/L	5000	105%	34 - 151	4	31	9084014	NSH2147-02R E3	08/29/09 08:51
trans-1,2-Dichloroethene	ND	5140		ug/L	5000	103%	57 - 157	0.9	32	9084014	NSH2147-02R E3	08/29/09 08:51
1,3-Dichloropropane	ND	4650		ug/L	5000	93%	71 - 137	0.8	20	9084014	NSH2147-02R E3	08/29/09 08:51
1,2-Dichloropropane	ND	4920		ug/L	5000	98%	71 - 139	5	11	9084014	NSH2147-02R E3	08/29/09 08:51
2,2-Dichloropropane	ND	4320		ug/L	5000	86%	10 - 198	3	11	9084014	NSH2147-02R E3	08/29/09 08:51
cis-1,3-Dichloropropene	ND	4780		ug/L	5000	96%	56 - 156	1	35	9084014	NSH2147-02R E3	08/29/09 08:51
trans-1,3-Dichloropropene	ND	4630		ug/L	5000	93%	47 - 157	0.9	26	9084014	NSH2147-02R E3	08/29/09 08:51
1,1-Dichloropropene	ND	5330		ug/L	5000	107%	70 - 155	2	18	9084014	NSH2147-02R E3	08/29/09 08:51
Ethylbenzene	ND	5780		ug/L	5000	116%	68 - 157	2	12	9084014	NSH2147-02R E3	08/29/09 08:51
Hexachlorobutadiene	ND	5260		ug/L	5000	105%	47 - 173	4	21	9084014	NSH2147-02R E3	08/29/09 08:51
2-Hexanone	ND	24400		ug/L	25000	98%	57 - 154	3	20	9084014	NSH2147-02R E3	08/29/09 08:51
Isopropylbenzene	52.0	5120		ug/L	5000	101%	69 - 139	0.9	15	9084014	NSH2147-02R E3	08/29/09 08:51
p-Isopropyltoluene	ND	5180		ug/L	5000	104%	69 - 151	0.4	18	9084014	NSH2147-02R E3	08/29/09 08:51
Methyl tert-Butyl Ether	ND	5050		ug/L	5000	101%	56 - 152	0.9	32	9084014	NSH2147-02R E3	08/29/09 08:51
Methylene Chloride	ND	5020		ug/L	5000	100%	71 - 136	0.8	36	9084014	NSH2147-02R E3	08/29/09 08:51
4-Methyl-2-pentanone	ND	23000		ug/L	25000	92%	62 - 159	2	35	9084014	NSH2147-02R E3	08/29/09 08:51
Naphthalene	250	5030		ug/L	5000	96%	56 - 161	14	30	9084014	NSH2147-02R E3	08/29/09 08:51
n-Propylbenzene	114	5120		ug/L	5000	100%	61 - 167	0.4	23	9084014	NSH2147-02R E3	08/29/09 08:51
Styrene	ND	5020		ug/L	5000	100%	69 - 150	0.6	29	9084014	NSH2147-02R E3	08/29/09 08:51

Client	Kleinfelder Albuquerque - Exxon	Work Order:	NSH1924
	8300 Jefferson NE Suite B	Project Name:	Exxon Gladiola Station
	Albuquerque, NM 87120	Project Number:	Gladiola Station - Lea County, NM
Attn	David Mazzanti	Received:	08/21/09 08:00

PROJECT QUALITY CONTROL DATA
Matrix Spike Dup - Cont.

Analyte	Orig. Val.	Duplicate	Q	Units	Spike Conc	% Rec.	Target Range	RPD	Limit	Batch	Sample Duplicated	Analyzed Date/Time
Volatile Organic Compounds by EPA Method 8260B												
9084014-MSD1												
1,1,1,2-Tetrachloroethane	ND	5190		ug/L	5000	104%	80 - 140	0.3	11	9084014	NSH2147-02R E3	08/29/09 08:51
1,1,2,2-Tetrachloroethane	ND	2020	M8	ug/L	5000	40%	76 - 141	26	28	9084014	NSH2147-02R E3	08/29/09 08:51
Tetrachloroethene	ND	5010		ug/L	5000	100%	63 - 155	0.1	16	9084014	NSH2147-02R E3	08/29/09 08:51
Toluene	ND	5810		ug/L	5000	116%	61 - 153	0.3	35	9084014	NSH2147-02R E3	08/29/09 08:51
1,2,3-Trichlorobenzene	ND	5080		ug/L	5000	102%	57 - 155	23	28	9084014	NSH2147-02R E3	08/29/09 08:51
1,2,4-Trichlorobenzene	ND	5370		ug/L	5000	107%	64 - 147	10	23	9084014	NSH2147-02R E3	08/29/09 08:51
1,1,2-Trichloroethane	ND	4680		ug/L	5000	94%	74 - 138	0.5	21	9084014	NSH2147-02R E3	08/29/09 08:51
1,1,1-Trichloroethane	ND	5590		ug/L	5000	112%	78 - 153	4	29	9084014	NSH2147-02R E3	08/29/09 08:51
Trichloroethene	ND	7520	M7, R2	ug/L	5000	150%	74 - 139	15	11	9084014	NSH2147-02R E3	08/29/09 08:51
Trichlorofluoromethane	ND	4910		ug/L	5000	98%	53 - 149	5	33	9084014	NSH2147-02R E3	08/29/09 08:51
1,2,3-Trichloropropane	ND	4600		ug/L	5000	92%	49 - 148	4	25	9084014	NSH2147-02R E3	08/29/09 08:51
1,3,5-Trimethylbenzene	ND	5120		ug/L	5000	102%	67 - 151	1	21	9084014	NSH2147-02R E3	08/29/09 08:51
1,2,4-Trimethylbenzene	46.0	5220		ug/L	5000	103%	69 - 150	0.8	20	9084014	NSH2147-02R E3	08/29/09 08:51
Vinyl chloride	ND	4860		ug/L	5000	97%	53 - 137	3	32	9084014	NSH2147-02R E3	08/29/09 08:51
Xylenes, total	45.0	16700		ug/L	15000	111%	68 - 158	1	18	9084014	NSH2147-02R E3	08/29/09 08:51
Surrogate: 1,2-Dichloroethane-d4		24.4		ug/L	25.0	98%	63 - 140			9084014	NSH2147-02R E3	08/29/09 08:51
Surrogate: Dibromofluoromethane		25.6		ug/L	25.0	102%	73 - 131			9084014	NSH2147-02R E3	08/29/09 08:51
Surrogate: Toluene-d8		23.3		ug/L	25.0	93%	80 - 120			9084014	NSH2147-02R E3	08/29/09 08:51
Surrogate: 4-Bromofluorobenzene		25.1		ug/L	25.0	100%	79 - 125			9084014	NSH2147-02R E3	08/29/09 08:51

2960 Foster Creighton Road Nashville, TN 37204 * 800-765-0980 * Fax 615-726-3404

Client	Kleinfelder Albuquerque - Exxon	Work Order:	NSH1924
	8300 Jefferson NE Suite B	Project Name:	Exxon Gladiola Station
	Albuquerque, NM 87120	Project Number:	Gladiola Station - Lea County, NM
Attn	David Mazzanti	Received:	08/21/09 08:00

DATA QUALIFIERS AND DEFINITIONS

L	Laboratory Control Sample and/or Laboratory Control Sample Duplicate recovery was above the acceptance limits. Analyte not detected, data not impacted.
L1	Laboratory Control Sample and/or Laboratory Control Sample Duplicate recovery was above acceptance limits.
M7	The MS and/or MSD were above the acceptance limits. See Blank Spike (LCS).
M8	The MS and/or MSD were below the acceptance limits. See Blank Spike (LCS).
MNR	No results were reported for the MS/MSD. The sample used for the MS/MSD required dilution due to the sample matrix. Because of this, the spike compounds were diluted below the detection limit.
MNR1	There was no MS/MSD analyzed with this batch due to insufficient sample volume. See Blank Spike.
P7	Sample filtered in lab.
R1	The RPD between the primary and confirmatory analysis exceeded 40%. Per method 8000B, the higher value was reported.
R10	The RPD between the primary and confirmatory analysis exceeded 40%. Per method 8000B, the lower value was reported due to apparent chromatographic problems.
R12	The RPD between the primary and confirmatory analysis exceeded 40%. Per method 8000C, the lower value was reported.
R2	The RPD exceeded the acceptance limit.
Z10	Surrogate outside laboratory historical limits but within method guidelines. No effect on data.
Z3	The sample required a dilution due to the nature of the sample matrix. Because of this dilution, the surrogate spike concentration in the sample was reduced to a level where the recovery calculation does not provide useful information.
ZX	Due to sample matrix effects, the surrogate recovery was outside the acceptance limits.
ND	Not detected at the reporting limit (or method detection limit if shown)

METHOD MODIFICATION NOTES

TestAmerica

THE LEADER IN ENVIRONMENTAL TESTING

Nashville, TN

COOLER RECEI

NSH1924

Cooler Received/Opened On 08/21/2009 @ 0800

1. Tracking # 7413 (last 4 digits, FedEx)

Courier: FedEx IR Gun ID Raynger

2. Temperature of rep. sample or temp blank when opened: 0.0 *Degrees Celsius*

3. If Item #2 temperature is 0°C or less, was the representative sample or temp blank frozen? YES NO...NA

4. Were custody seals on outside of cooler? YES...NO...NA

If yes, how many and where: NA

5. Were the seals intact, signed, and dated correctly? YES...NO...NA

6. Were custody papers inside cooler? YES...NO...NA

I certify that I opened the cooler and answered questions 1-6 (intial) B

7. Were custody seals on containers: YES NO and Intact YES...NO...NA

Were these signed and dated correctly? YES...NO...NA

8. Packing mat'l used? Bubblewrap Plastic bag Peanuts Vermiculite Foam Insert Paper Other None

9. Cooling process: Ice Ice-pack Ice (direct contact) Dry ice Other None

10. Did all containers arrive in good condition (unbroken)? YES...NO...NA

11. Were all container labels complete (#, date, signed, pres., etc)? YES...NO...NA

12. Did all container labels and tags agree with custody papers? YES...NO...NA

13a. Were VOA vials received? YES...NO...NA

b. Was there any observable headspace present in any VOA vial? YES...NO...NA

14. Was there a Trip Blank in this cooler? YES...NO...NA If multiple coolers, sequence # 1

I certify that I unloaded the cooler and answered questions 7-14 (intial)

15a. On pres'd bottles, did pH test strips suggest preservation reached the correct pH level? YES...NO...NA

b. Did the bottle labels indicate that the correct preservatives were used YES...NO...NA

16. Was residual chlorine present? YES...NO...NA

I certify that I checked for chlorine and pH as per SOP and answered questions 15-16 (intial)

17. Were custody papers properly filled out (ink, signed, etc)? YES...NO...NA

18. Did you sign the custody papers in the appropriate place? YES...NO...NA

19. Were correct containers used for the analysis requested? YES...NO...NA

20. Was sufficient amount of sample sent in each container? YES...NO...NA

I certify that I entered this project into LIMS and answered questions 17-20 (intial)

I certify that I attached a label with the unique LIMS number to each container (intial)

21. Were there Non-Conformance issues at login? YES...NO Was a PIPE generated? YES...NO...#

BIS = Broken in shipment

TestAmerica
THE LEADER IN ENVIRONMENTAL TESTING
Nashville, TN

COOLER RECEIPT FORM

Cooler Received/Opened On: 8/21/09 @ 8:00

1. Tracking # 7434 (last 4 digits, FedEx)

Courier: Fed-ex IR Gun ID: 95610068

2. Temperature of rep. sample or temp blank when opened: 17 *Degrees Celsius*
3. If Item #2 temperature is 0°C or less, was the representative sample or temp blank frozen? YES NO...NA
4. Were custody seals on outside of cooler? YES...NO...NA

   If yes, how many and where: 1 Front
5. Were the seals intact, signed, and dated correctly? YES...NO...NA
6. Were custody papers inside cooler? YES...NO...NA

I certify that I opened the cooler and answered questions 1-6 (intial) _____

7. Were custody seals on containers: YES NO and Intact YES...NO...NA

   Were these signed and dated correctly? YES...NO...NA
8. Packing mat'l used? Bubblewrap Plastic bag Peanuts Vermiculite Foam Insert Paper Other None
9. Cooling process: Ice Ice-pack Ice (direct contact) Dry ice Other None
10. Did all containers arrive in good condition (unbroken)? YES...NO...NA
11. Were all container labels complete (#, date, signed, pres., etc)? YES...NO...NA
12. Did all container labels and tags agree with custody papers? YES...NO...NA

13a. Were VOA vials received? YES...NO...NA

   b. Was there any observable headspace present in any VOA vial? YES...NO...NA

14. Was there a Trip Blank in this cooler? YES...NO...NA If multiple coolers, sequence # 2

I certify that I unloaded the cooler and answered questions 7-14 (intial) _____

15a. On pres'd bottles, did pH test strips suggest preservation reached the correct pH level? YES...NO...NA

   b. Did the bottle labels indicate that the correct preservatives were used YES...NO...NA

16. Was residual chlorine present? YES...NO...NA

I certify that I checked for chlorine and pH as per SOP and answered questions 15-16 (intial) _____

17. Were custody papers properly filled out (ink, signed, etc)? YES...NO...NA
18. Did you sign the custody papers in the appropriate place? YES...NO...NA
19. Were correct containers used for the analysis requested? YES...NO...NA
20. Was sufficient amount of sample sent in each container? YES...NO...NA

I certify that I entered this project into LIMS and answered questions 17-20 (intial) _____

I certify that I attached a label with the unique LIMS number to each container (intial) _____

21. Were there Non-Conformance issues at login? YES...NO Was a PIPE generated? YES...NO...# _____

BIS = Broken in shipment
Cooler Receipt Form.doc

LF-1
End of Form

Revised 6/24/09

TestAmerica

Nashville, TN

COOLER RECEIPT FORM

Cooler Received/Opened On 08 / 21 / 09 @ 08:00

1. Tracking # 4526 (last 4 digits, FedEx)

Courier: ____Fed Ex_____ IR Gun ID 96210146

2. Temperature of rep. sample or temp blank when opened: 1 - 0 *Degrees Celsius*

3. If Item #2 temperature is 0°C or less, was the representative sample or temp blank frozen? YES NO...NA

4. Were custody seals on outside of cooler? YES...NO...NA

   If yes, how many and where: 1, front

5. Were the seals intact, signed, and dated correctly? YES...NO...NA

6. Were custody papers inside cooler? YES...NO...NA

I certify that I opened the cooler and answered questions 1-6 (intial) _____ 8/21/09

7. Were custody seals on containers: YES NO and Intact YES...NO...NA

   Were these signed and dated correctly? YES...NO...NA

8. Packing mat'l used? Bubblewrap Plastic bag Peanuts Vermiculite Foam Insert Paper Other None

9. Cooling process: Ice Ice-pack Ice (direct contact) Dry ice Other None

10. Did all containers arrive in good condition (unbroken)? YES...NO...NA

11. Were all container labels complete (#, date, signed, pres., etc)? YES...NO...NA

12. Did all container labels and tags agree with custody papers? YES...NO...NA

13a. Were VOA vials received? YES...NO...NA

   b. Was there any observable headspace present in any VOA vial? YES...NO...NA

14. Was there a Trip Blank in this cooler? YES...NO...NA If multiple coolers, sequence # 3

I certify that I unloaded the cooler and answered questions 7-14 (intial) _____

15a. On pres'd bottles, did pH test strips suggest preservation reached the correct pH level? YES...NO...NA

   b. Did the bottle labels indicate that the correct preservatives were used YES...NO...NA

16. Was residual chlorine present? YES...NO...NA

I certify that I checked for chlorine and pH as per SOP and answered questions 15-16 (intial) _____

17. Were custody papers properly filled out (ink, signed, etc)? YES...NO...NA

18. Did you sign the custody papers in the appropriate place? YES...NO...NA

19. Were correct containers used for the analysis requested? YES...NO...NA

20. Was sufficient amount of sample sent in each container? YES...NO...NA

I certify that I entered this project into LIMS and answered questions 17-20 (intial) _____

I certify that I attached a label with the unique LIMS number to each container (intial) _____

21. Were there Non-Conformance issues at login? YES...NO Was a PIPE generated? YES...NO...#_____

BIS = Broken in shipment

TestAmerica

THE LEADER IN ENVIRONMENTAL TESTING

Nashville, TN

COOLER RECEIPT FORM

Cooler Received/Opened On: 8/21/09 @ 8:00

1. Tracking # 7570 (last 4 digits, FedEx)

Courier: Fed-ex IR Gun ID: 95610068

2. Temperature of rep. sample or temp blank when opened: 19 Degrees Celsius
3. If Item #2 temperature is 0°C or less, was the representative sample or temp blank frozen? YES NO NA
4. Were custody seals on outside of cooler? YES NO NA

   If yes, how many and where: _____
5. Were the seals intact, signed, and dated correctly? YES NO NA
6. Were custody papers inside cooler? YES NO NA

I certify that I opened the cooler and answered questions 1-6 (intial) _____

7. Were custody seals on containers: YES NO and Intact YES NO NA

   Were these signed and dated correctly? YES NO NA
8. Packing mat'l used? Bubblewrap Plastic bag Peanuts Vermiculite Foam Insert Paper Other None
9. Cooling process: Ice Ice-pack Ice (direct contact) Dry ice Other None
10. Did all containers arrive in good condition (unbroken)? YES NO NA
11. Were all container labels complete (#, date, signed, pres., etc)? YES NO NA
12. Did all container labels and tags agree with custody papers? YES NO NA

13a. Were VOA vials received? YES NO NA

   b. Was there any observable headspace present in any VOA vial? YES NO NA
14. Was there a Trip Blank in this cooler? YES NO NA If multiple coolers, sequence # 4

I certify that I unloaded the cooler and answered questions 7-14 (intial) _____

15a. On pres'd bottles, did pH test strips suggest preservation reached the correct pH level? YES NO NA

   b. Did the bottle labels indicate that the correct preservatives were used YES NO NA
16. Was residual chlorine present? YES NO NA

I certify that I checked for chlorine and pH as per SOP and answered questions 15-16 (intial) _____

17. Were custody papers properly filled out (ink, signed, etc)? YES NO NA
18. Did you sign the custody papers in the appropriate place? YES NO NA
19. Were correct containers used for the analysis requested? YES NO NA
20. Was sufficient amount of sample sent in each container? YES NO NA

I certify that I entered this project into LIMS and answered questions 17-20 (intial) _____

I certify that I attached a label with the unique LIMS number to each container (intial) _____

21. Were there Non-Conformance issues at login? YES NO Was a PIPE generated? YES NO #_____

BIS = Broken in shipment

Cooler Receipt Form.doc

LF-1

End of Form

Revised 6/24/09

TestAmerica

THE LEADER IN ENVIRONMENTAL TESTING

Nashville, TN

COOLER RECEIPT FORM

Cooler Received/Opened On: 8/21/09 @ 8:00

1. Tracking # 8406 (last 4 digits, FedEx)

Courier: Fed-ex IR Gun ID: 95610068

2. Temperature of rep. sample or temp blank when opened: 1.1 Degrees Celsius

3. If Item #2 temperature is 0°C or less, was the representative sample or temp blank frozen? YES NO...NA

4. Were custody seals on outside of cooler? YES...NO...NA

   If yes, how many and where: Front

5. Were the seals intact, signed, and dated correctly? YES...NO...NA

6. Were custody papers inside cooler? YES...NO...NA

I certify that I opened the cooler and answered questions 1-6 (intial) _____

7. Were custody seals on containers: YES NO and Intact YES...NO...NA

   Were these signed and dated correctly? YES...NO...NA

8. Packing mat'l used? Bubblewrap Plastic bag Peanuts Vermiculite Foam Insert Paper Other None

9. Cooling process: Ice Ice-pack Ice (direct contact) Dry ice Other None

10. Did all containers arrive in good condition (unbroken)? YES...NO...NA

11. Were all container labels complete (#, date, signed, pres., etc)? YES...NO...NA

12. Did all container labels and tags agree with custody papers? YES...NO...NA

13a. Were VOA vials received? YES...NO...NA

   b. Was there any observable headspace present in any VOA vial? YES...NO...NA

14. Was there a Trip Blank in this cooler? YES...NO...NA If multiple coolers, sequence # 5

8/21/09

I certify that I unloaded the cooler and answered questions 7-14 (intial) _____

15a. On pres'd bottles, did pH test strips suggest preservation reached the correct pH level? YES...NO...NA

   b. Did the bottle labels indicate that the correct preservatives were used YES...NO...NA

16. Was residual chlorine present? YES...NO...NA

I certify that I checked for chlorine and pH as per SOP and answered questions 15-16 (intial) _____

17. Were custody papers properly filled out (ink, signed, etc)? YES...NO...NA

18. Did you sign the custody papers in the appropriate place? YES...NO...NA

19. Were correct containers used for the analysis requested? YES...NO...NA

20. Was sufficient amount of sample sent in each container? YES...NO...NA

I certify that I entered this project into LIMS and answered questions 17-20 (intial) _____

I certify that I attached a label with the unique LIMS number to each container (intial) _____

21. Were there Non-Conformance issues at login? YES...NO Was a PIPE generated? YES...NO...# _____

BIS = Broken in shipment

Cooler Receipt Form.doc

LF-1

End of Form

Revised 6/24/09

TestAmerica

THE LEADER IN ENVIRONMENTAL TESTING

Nashville, TN

COOLER RECEIPT FORM

Cooler Received/Opened On: 8/21/09 @ 8:00

1. Tracking # 7560 (last 4 digits, FedEx)

Courier: Fed-ex IR Gun ID: 95610068

2. Temperature of rep. sample or temp blank when opened: 1.4 Degrees Celsius

3. If Item #2 temperature is 0°C or less, was the representative sample or temp blank frozen? YES NO NA

4. Were custody seals on outside of cooler? YES...NO...NA

If yes, how many and where: _____

5. Were the seals intact, signed, and dated correctly? YES...NO...NA

6. Were custody papers inside cooler? YES...NO...NA

I certify that I opened the cooler and answered questions 1-6 (intial) _____

7. Were custody seals on containers: YES NO and Intact YES...NO...NA

Were these signed and dated correctly? YES...NO...NA

8. Packing mat'l used? Bubblewrap Plastic bag Peanuts Vermiculite Foam Insert Paper Other None

9. Cooling process: Ice Ice-pack Ice (direct contact) Dry ice Other None

10. Did all containers arrive in good condition (unbroken)? YES...NO...NA

11. Were all container labels complete (#, date, signed, pres., etc)? YES...NO...NA

12. Did all container labels and tags agree with custody papers? YES...NO...NA

13a. Were VOA vials received? YES...NO...NA

b. Was there any observable headspace present in any VOA vial? 8/21/09 YES...NO...NA

14. Was there a Trip Blank in this cooler? YES NO NA If multiple coolers, sequence # 6

I certify that I unloaded the cooler and answered questions 7-14 (intial) _____

15a. On pres'd bottles, did pH test strips suggest preservation reached the correct pH level? YES...NO...NA

b. Did the bottle labels indicate that the correct preservatives were used YES...NO...NA

16. Was residual chlorine present? YES...NO...NA

I certify that I checked for chlorine and pH as per SOP and answered questions 15-16 (intial) _____

17. Were custody papers properly filled out (ink, signed, etc)? YES...NO...NA

18. Did you sign the custody papers in the appropriate place? YES...NO...NA

19. Were correct containers used for the analysis requested? YES...NO...NA

20. Was sufficient amount of sample sent in each container? YES...NO...NA

I certify that I entered this project into LIMS and answered questions 17-20 (intial) _____

I certify that I attached a label with the unique LIMS number to each container (intial) _____

21. Were there Non-Conformance issues at login? YES...NO Was a PIPE generated? YES...NO...#_____

BIS = Broken in shipment

Cooler Receipt Form.doc

LF-1

End of Form

Revised 6/24/09

TestAmerica

THE LEADER IN ENVIRONMENTAL TESTING

Nashville, TN

COOLER RECEIPT FORM

Cooler Received/Opened On 8/21/09 @ 08:00

1. Tracking # 4515 (last 4 digits, FedEx)

   Courier: FedEx IR Gun ID 96710166

2. Temperature of rep. sample or temp blank when opened: 0.3 Degrees Celsius

3. If Item #2 temperature is 0°C or less, was the representative sample or temp blank frozen? YES NO...NA

4. Were custody seals on outside of cooler? YES...NO...NA

   If yes, how many and where: 1-FRONT

5. Were the seals intact, signed, and dated correctly? YES...NO...NA

6. Were custody papers inside cooler? YES...NO...NA

I certify that I opened the cooler and answered questions 1-6 (intial) BL

7. Were custody seals on containers: YES NO and Intact YES...NO...NA

   Were these signed and dated correctly? YES...NO...NA

8. Packing mat'l used? Bubblewrap Plastic bag Peanuts Vermiculite Foam Insert Paper Other None

9. Cooling process: Ice Ice-pack Ice (direct contact) Dry ice Other None

10. Did all containers arrive in good condition (unbroken)? YES...NO...NA

11. Were all container labels complete (#, date, signed, pres., etc)? YES...NO...NA

12. Did all container labels and tags agree with custody papers? YES...NO...NA

13a. Were VOA vials received? YES...NO...NA

   b. Was there any observable headspace present in any VOA vial? YES...NO...NA

14. Was there a Trip Blank in this cooler? YES...NO...NA If multiple coolers, sequence # 2

I certify that I unloaded the cooler and answered questions 7-14 (intial) [illegible]

15a. On pres'd bottles, did pH test strips suggest preservation reached the correct pH level? YES...NO...NA

   b. Did the bottle labels indicate that the correct preservatives were used YES...NO...NA

16. Was residual chlorine present? YES...NO...NA

I certify that I checked for chlorine and pH as per SOP and answered questions 15-16 (intial) [illegible]

17. Were custody papers properly filled out (ink, signed, etc)? YES...NO...NA

18. Did you sign the custody papers in the appropriate place? YES...NO...NA

19. Were correct containers used for the analysis requested? YES...NO...NA

20. Was sufficient amount of sample sent in each container? YES...NO...NA

I certify that I entered this project into LIMS and answered questions 17-20 (intial) [illegible]

I certify that I attached a label with the unique LIMS number to each container (intial) [illegible]

21. Were there Non-Conformance issues at login? YES...NO Was a PIPE generated? YES...NO...#

BIS = Broken in shipment

TestAmerica

Nashville, TN

COOLER RECEIPT FORM

Cooler Received/Opened On 08 / 21 / 09 @ 08:00

1. Tracking # 4504 (last 4 digits, FedEx)

Courier: _____Fed Ex_____ IR Gun ID 96210146

2. Temperature of rep. sample or temp blank when opened: 1.8 *Degrees Celsius*

3. If Item #2 temperature is 0°C or less, was the representative sample or temp blank frozen? YES NO...NA

4. Were custody seals on outside of cooler? YES...NO...NA

   If yes, how many and where: 1 front

5. Were the seals intact, signed, and dated correctly? YES...NO...NA

6. Were custody papers inside cooler? YES...NO...NA

I certify that I opened the cooler and answered questions 1-6 (intial) _____

7. Were custody seals on containers: YES NO and Intact YES...NO...NA

   Were these signed and dated correctly? YES...NO...NA

8. Packing mat'l used? Bubblewrap Plastic bag Peanuts Vermiculite Foam Insert Paper Other None

9. Cooling process: Ice Ice-pack Ice (direct contact) Dry ice Other None

10. Did all containers arrive in good condition (unbroken)? YES...NO...NA

11. Were all container labels complete (#, date, signed, pres., etc)? YES...NO...NA

12. Did all container labels and tags agree with custody papers? YES...NO...NA

13a. Were VOA vials received? YES...NO...NA

   b. Was there any observable headspace present in any VOA vial? 8/21/09 YES...NO...NA

14. Was there a Trip Blank in this cooler? YES...NO...NA If multiple coolers, sequence # 8

I certify that I unloaded the cooler and answered questions 7-14 (intial) _____

15a. On pres'd bottles, did pH test strips suggest preservation reached the correct pH level? YES..NO..NA

   b. Did the bottle labels indicate that the correct preservatives were used YES...NO...NA

16. Was residual chlorine present? YES...NO...NA

I certify that I checked for chlorine and pH as per SOP and answered questions 15-16 (intial) _____

17. Were custody papers properly filled out (ink, signed, etc)? YES...NO...NA

18. Did you sign the custody papers in the appropriate place? YES...NO...NA

19. Were correct containers used for the analysis requested? YES...NO...NA

20. Was sufficient amount of sample sent in each container? YES...NO...NA

I certify that I entered this project into LIMS and answered questions 17-20 (intial) _____

I certify that I attached a label with the unique LIMS number to each container (intial) _____

21. Were there Non-Conformance issues at login? YES...NO Was a PIPE generated? YES...NO...#_____

BIS = Broken in shipment
Cooler Receipt Form.doc

LF-1
End of Form

Revised 6/24/09

TestAmerica
THE LEADER IN ENVIRONMENTAL TESTING

Nashville Division
2960 Foster Creighton Drive * Nashville TN 37204
Phone: (800) 765-0980 / (615) 726-0177 Fax:(615) 726-3404

ExxonMobil

Consultant: Kleinfelder Albuquerque - Exxon
Address: 8300 Jefferson NE Suite B
City, State, Zip: Albuquerque NM 87120
ExxonMobil Project Mgr: Jonathan Hamilton (inv)
Consultant Project Mgr: David Mazzanti
Consultant Telephone #r: (505) 344-7373 Fax: (505) 344-1711
Sampler Name (Print): Wesley Ty Burrow
SamplerSignature:

TA Account #: 1409738 PO #: 4510916221
Invoice to: ExxonMobil Corporation (80110)
Report to: David Mazzanti
Project Name: Exxon Gladiola Station
Facility ID: Gladiola Station - Lea County, NM
Site Address:
City,State,Zip: Tatum New Mexico
Regulatory District (CA):

NSH1924
09/04/09 23 59

	Sample ID	Date Sampled	Time Sampled	# Containers Shipped	Grab	Composite	Field Filtered	Preservative: Methanol	Sodium Bisulfate	(Blue Label) HCL	(Orange Label) NaOH	(Yellow Label) Plastic H2SO4	(Yellow Label) Glass H2SO4	(Red Label) HNO3	(Black Label) None	Matrix: Groundwater	Wastewater	Drinking Water	Sludge	Soil	(specify) Other	Analyze for: 8260B Volatile Organics	8310 Polyaromatic Hydrocarbons	Alkalinity Total SM2320 B	Chloride SW846 9056	Metals, RCRA Water ICP 6010B	Solids Dissolved SM2540 C (TDS)	Sulfate 9056	Metals RCRA 7470A								RUSH TAT (Pre Schedule) *
01	MW1	8-19-09	1530	7	X					X					X	X						X	X	X	X	X	X	X	X								
02	MW2	8-19-09	1730	7	X					X					X	X						X	X	X	X	X	X	X	X								
03	MW3	8-19-09	1650	7	X					X					X	X						X	X	X	X	X	X	X	X								
04	MW4	8-19-09	1350	7	X					X					X	X						X	X	X	X	X	X	X	X								
05	MW5	8-19-09	0920	7	X					X					X	X						X	X	X	X	X	X	X	X								
06	MW6	8-19-09	0855	7	X					X					X	X						X	X	X	X	X	X	X	X								
07	MW7	8-19-09	0815	7	X					X					X	X						X	X	X	X	X	X	X	X								
08	MW8	8-19-09	0745	7	X					X					X	X						X	X	X	X	X	X	X	X								
09	MW9	8-19-09	0920	7	X					X					X	X						X	X	X	X	X	X	X	X								
10	MW10	8-19-09	0950	7	X					X					X	X						X	X	X	X	X	X	X	X								

COMMENTS: All turn around times are calculated from the time of receipt at TestAmerica.

NOTES/SPECIAL INSTRUCTIONS: BO # 15840

* It will be the responsibility of Exxon Mobil or its consultant to notify the TestAmerica Project Manager by phone or fax that a rush sample will be submitted. TA Project manager_____ Date:_____

There may be a charge assessed for TestAmerica disposing of sample remainders.

Relinquished by:	Date:	Time:	Received by:	Date:	Time:	Relinquished by:	Date:	Time:
	8-20-09	1700						

Shipped Via:			Shipped Via:		QC Deliverables (Please Circle One): Level 2 Level 3 Level 4 Site Specific (If site specific, please pre-schedule w/ TestAmerica Project Manager or attach specific instructions)	Date Due of Report:
Received for TestAmerica by:	Date: 8/21	Time: 8:00	Temperature Upon Receipt:	Sample Containers Intact? Y N VOCs Free of Headspace? Y N		

TestAmerica
THE LEADER IN ENVIRONMENTAL TESTING
Nashville Division
2960 Foster Creighton Drive * Nashville TN 37204
Phone: (800) 765-0980 / (615) 726-0177 Fax:(615) 726-3404

ExxonMobil

Consultant: Kleinfelder Albuquerque - Exxon
Address: 8300 Jefferson NE Suite B
City, State, Zip: Albuquerque NM 87120
ExxonMobil Project Mgr: Jonathan Hamilton (inv)
Consultant Project Mgr: David Mazzanti
Consultant Telephone #r: (505) 344-7373 Fax: (505) 344-1711
Sampler Name (Print): Wesley Ty Burrow
SamplerSignature:

TA Account #: 1409738 PO #: 4510916221
Invoice to: ExxonMobil Corporation (80110)
Report to: David Mazzanti
Project Name: Exxon Gladiola Station
Facility ID: Gladiola Station - Lea County, NM
Site Address:
City,State,Zip: Tatum New Mexico
Regulatory District (CA):

	Sample ID	Date Sampled	Time Sampled	# Containers Shipped	Grab	Composite	Field Filtered	Preservative: Methanol	Sodium Bisulfate	(Blue Label) HCL	(Orange Label) NaOH	(Yellow Label) Plastic H2SO4	(Yellow Label) Glass H2SO4	(Red Label) HNO3	(Black Label) None	Matrix: Groundwater	Wastewater	Drinking Water	Sludge	Soil	(specify) Other	Analyze for: 8260B Volatile Organics	8310 Polyaromatic Hydrocarbons	Alkalinity Total SM2320 B	Chloride SW846 9056	Metals, RCRA Water ICP 6010B	Solids Dissolved SM2540 C (TDS)	Sulfate 9056	Metals RCRA 7470 A									RUSH TAT (Pre Schedule) *
11	MW11	8-19-09	1005	7	X					X					X	X						X	X	X	X	X	X	X	X										
12	MW12	8-19-09	1050	7	X					X					X	X						X	X	X	X	X	X	X	X										
13	MW13	8-19-09	1245	7	X					X					X	X						X	X	X	X	X	X	X	X										
14	MW14	8-19-09	0810	7	X					X					X	X						X	X	X	X	X	X	X	X										
15	MW15	8-19-09	1115	7	X					X					X	X						X	X	X	X	X	X	X	X										
16	MW16	8-19-09	0840	7	X					X					X	X						X	X	X	X	X	X	X	X										
17	MW17	8-19-09	0940	7	X					X					X	X						X	X	X	X	X	X	X	X										
18	MW18	8-19-09	0900	7	X					X					X	X						X	X	X	X	X	X	X	X										
19	MW19	8-19-09	0800	7	X					X					X	X						X	X	X	X	X	X	X	X										
20	MW20	8-19-09	0845	7	X					X					X	X						X	X	X	X	X	X	X	X										

COMMENTS: All turn around times are calculated from the time of receipt at TestAmerica.

NOTES/SPECIAL INSTRUCTIONS: BO # 15840

* It will be the responsibility of Exxon Mobil or its consultant to notify the TestAmerica Project Manager by phone or fax that a rush sample will be submitted. TA Project manager _____ Date: _____

There may be a charge assessed for TestAmerica disposing of sample remainders.

Relinquished by:	Date:	Time:	Received by:	Date:	Time:	Relinquished by:	Date:	Time:
	8-20-09	1700						
Shipped Via:			Shipped Via:			QC Deliverables (Please Circle One): Level 2 Level 3 Level 4 Site Specific (If site specific, please pre-schedule w/ TestAmerica Project Manager or attach specific instructions)		Date Due of Report:
Received for TestAmerica by:	Date: 8/21	Time: 8:00	Temperature Upon Receipt:	Sample Containers Intact? Y N VOCs Free of Headspace? Y N				

TestAmerica
THE LEADER IN ENVIRONMENTAL TESTING

Nashville Division
2960 Foster Creighton Drive * Nashville TN 37204
Phone: (800) 765-0980 / (615) 726-0177 Fax:(615) 726-3404

ExxonMobil

Consultant: Kleinfelder Albuquerque - Exxon
Address: 8300 Jefferson NE Suite B
City, State, Zip: Albuquerque NM 87120
ExxonMobil Project Mgr: Jonathan Hamilton (inv)
Consultant Project Mgr: David Mazzanti
Consultant Telephone #r: (505) 344-7373 Fax: (505) 344-1711
Sampler Name (Print): Wesley Ty Burrow
SamplerSignature:

TA Account #: 1409738 PO #: 4510916221
Invoice to: ExxonMobil Corporation (80110)
Report to: David Mazzanti
Project Name: Exxon Gladiola Station
Facility ID: Gladiola Station - Lea County, NM
Site Address:
City,State,Zip: Tatum New Mexico
Regulatory District (CA):

	Sample ID	Date Sampled	Time Sampled	# Containers Shipped	Grab	Composite	Field Filtered	Preservative: Methanol	Sodium Bisulfate	(Blue Label) HCL	(Orange Label) NaOH	(Yellow Label) Plastic H2SO4	(Yellow Label) Glass H2SO4	(Red Label) HNO3	(Black Label) None	Matrix: Groundwater	Wastewater	Drinking Water	Sludge	Soil	(specify) Other	Analyze for: 8260B Volatile Organics	8310 Polyaromatic Hydrocarbons	Alkalinity Total SM2320 B	Chloride SW846 9056	Metals, RCRA Water ICP 6010B	Solids Dissolved SM2540 C (TDS)	Sulfate 9056	Metals KLKH 747.1								RUSH TAT (Pre Schedule) *
21	MW21	8-19-09	1530	7	X					X					X	X						X	X	X	X	X	X	X	X									
22	Duplicate	8-19-09	—	7	X					X					X	X						X	X	X	X	X	X	X	X									
23	Trip																					X																

COMMENTS: All turn around times are calculated from the time of receipt at TestAmerica.

NOTES/SPECIAL INSTRUCTIONS: BO # 15840

* It will be the responsibility of Exxon Mobil or its consultant to notify the TestAmerica Project Manager by phone or fax that a rush sample will be submitted. TA Project manager_____ Date:_____
There may be a charge assessed for TestAmerica disposing of sample remainders.

Relinquished by:	Date:	Time:	Received by:	Date:	Time:	Relinquished by:	Date:	Time:
	8-20-09	1700						

Shipped Via:	Shipped Via:	QC Deliverables (Please Circle One) : Level 2 Level 3 Level 4 Site Specific (If site specific, please pre-schedule w/ TestAmerica Project Manager or attach specific instructions)	Date Due of Report:
Received for TestAmerica by:	Date: 8/21 Time: 8:00	Temperature Upon Receipt: Sample Containers Intact? Y N VOCs Free of Headspace? Y N	