

January 27, 2005

New Mexico Energy, Minerals, & Natural Resources Dept.
Oil Conservation Division Environmental Bureau
Attn: Mr. Wayne Price
1220 South St. Francis Drive
Santa Fe, New Mexico 87505

Re: **Submittal of Fourth Quarterly Monitoring Report for Year 2004**
Gandy Marley Inc., Commercial Landfarm
Gandy Marley Inc., Operator / PRP
SW/4 of Section 4, SE/4 of Section 5, NE/4 of Section 8, & NW/4 of Section 9,
T. 11 S., R.31 E., NMPM
Chaves County, New Mexico
Commercial Landfarm Permit (NM-711-1-0020)

Dear Mr. Price:

Clayton M. Barnhill, CMB Environmental and Geological Services Inc., on behalf of the owner/operator, Gandy Marley Inc., submits the attached Quarterly Monitoring Report for the above-mentioned site.

If you have any questions about the contents of the report, please do not hesitate to call me. Thank you.

Sincerely,



Clayton M. Barnhill, PG
NMED PTB Certified Scientist # 246
CMB Environmental & Geological Services, Inc.
PO Box 2304
Roswell, NM 88202-2304
(505) 622-2012 Phone and Fax
Cellular: (505) 626-1615
cmbenviro@dfn.com

CRI 2005

**COVER PAGE
QUARTERLY MONITORING REPORT**


Please include the following information:

1. Site Name: **Gandy Marley Landfarm**
2. Responsible party: **Gandy Marley Inc.**
3. Responsible party mailing address (list contact person if different):
Gandy Marley Inc.
Attn: Larry Gandy, Vice President
PO Box 1658
Roswell, NM 88202-1658
4. Commercial Landfarm Permit Number: **NM-711-1-0020**
5. Address/legal description:
SW/4 of Section 4, SE/4 of Section 5, NE/4 of Section 8, & NW/4 of Section 9
T. 11 S. R. 31 E., NMPM
Chaves County, NM
6. Author/consulting company:
Clayton M. Barnhill, CMB Environmental & Geological Services, Inc.
7. Date of report: **January 27, 2005**

STATEMENT OF FAMILIARITY

I, the undersigned, am personally familiar with the information submitted in this report and the attached documents and attest that it is true and complete.

Signature:



Name:

Clayton M. Barnhill, PG

Affiliation:

CMB Environmental and Geological Services, Inc.

Title:

Sr./Principal Geologist

Certified Scientist #:

0246, State of Texas Professional Geologist 6121, exp. 12/31/05

Date:

01/27/05

I. INTRODUCTION

CMB Environmental and Geological Services Inc., on behalf of Gandy Marley Inc., the owner/operator of the Gandy Marley Inc., Landfarm located in the SW/4 of Section 4, SE/4 of Section 5, NE/4 of Section 8, & NW/4 of Section 9, Township 11 South, Range 31 East, Chaves County, New Mexico, has prepared this quarterly monitoring report in accordance with conditions set forth in Commercial Landfarm Permit Number NM-711-1-0020 (Gandy Marley Inc., 1995 approved by the New Mexico Energy, Minerals, & Natural Resources Department Oil Conservation Division (NMOCD) Environmental Bureau on January 27, 1995.

The Gandy Marley Inc, Commercial Landfarm is located approximately 33 miles northwest of Tatum, NM in Sections 4, 5, 8 & 9, T. 11 S. R. 31 E., Chaves County, New Mexico (Figure 1). In August of 2000, the New Mexico Energy, Minerals, & Natural Resources Department Oil Conservation Division (NMOCD) Environmental Bureau approved a Commercial Landfarm Permit NM-711-1-0020. The commercial landfarm is being managed in accordance with the NMOCD approved Commercial Landfarm Permit NM-711-1-0020. Received soils on the landfarm are deposited in bermed cells in six-inch lifts and disked on a regular basis to enhance aeration. Groundwater below the site is at a depth of 150 feet below ground surface, and has a total dissolved solids concentration of approximately 11, 900 milligrams per liter.

A. Scope of Work

The approved scope of work for the fourth quarter of monitoring consists of collecting confirmation soil samples beneath all site cells being actively landfarmed, analyzing the subsurface soil samples for total petroleum hydrocarbons (TPH), BTEX, general chemistry characteristics, major Cations & Anions, and RCRA 8 metals, and then produce a map showing the sample locations, and compiling and reporting data or analyses that demonstrate the media located in the remediation cell has been remediated to an acceptable level by the NMOCD Commercial Landfarm Permit NM-711-1-0020.

The soil sampling adequately monitored the vadose zone beneath the facility. Table 1 contains Trace Analysis Lab Sample Summary Reports of cell soil samples taken beneath each cell and remediated soil samples from certain cells.

The sampling protocol for the monitoring activities can be found in Appendix 1. Appendix 2 contains field notes, site photographs, and GPS Coordinates of sample points for this monitoring event, and laboratory analysis reports of soil samples are in Appendix 3.

B. Quarter Highlights

Fourth quarter monitoring was performed on December 10, 2004. This quarter's monitoring activities include the following:

- Collection of Remediation Cell Soil samples from landfarm remediation cells #1- 15 for laboratory analysis of the parameters outlined in section A above; and
- Preparation of this report.

ACTIVITIES PERFORMED DURING THIS QUARTER

C. Monitoring Activities

Landfarm Remediation cell soil samples were collected beneath the remediation cells and submitted to Trace Analysis Laboratory, located in Lubbock Texas and were analyzed for TPH using EPA Method 418.1, BTEX using EPA Method 8021B, hydroxide Alkalinity, Carbonate Alkalinity, Bicarbonate Alkalinity, Total Alkalinity, Total Calcium, Chloride, Specific Conductance, Total Potassium, Total Magnesium, Total Sodium, pH, Sulfate, and TCLP Metals.

The soil sampling adequately monitored the vadose zone beneath the facility. Field parameters included site photographs, a lithologic description of the soil samples, and GPS location coordinates of the soil samples. Field Notes are found in Appendix 2. Soil Sample laboratory summary results, laboratory analysis reports and chain of custody forms are in Appendix 3.

II. SUMMARY AND CONCLUSIONS

A. Assessment of Remediation Activities:

Gandy Marley Inc. is highly effective at managing and remediating soils and operating a commercial landfarm facility.

Analyses from a soil sample of the remediated soils in Landfarm Cells # 1, 2, 3, 4, 8, 10, 11, 12, 13, and 14 show the remediated soils to contain less than <0.0100 PPM BTEX, <2500 PPM TPH. The contaminated media has been adequately remediated and meets the requirements of WQCC Regulation 3109. Additional soils can be added to these cells for future remediation.

The vadose zone beneath the facility has been adequately monitored by the subsurface soil samples collected beneath each cell in compliance with WQCC Regulation 3107. There has been no leaching of contaminated media into the vadose zone beneath the remediation cells. All sampled cells had BTEX soil concentrations below < 0.01 PPM, TPH Concentrations <10.0 PPM, Acceptable TCLP concentrations (with the exception of the Barium WQCC drinking water standard of 1.0 PPM), general soil chemistry parameters, and major anion and cation concentrations. Remediation cell # 4 soil sample had a chloride concentration of 372 PPM (the WQCC drinking water standard is 250 mg/l), but also had higher calcium, potassium, magnesium and sodium concentrations, indicating the deposited native soil salt concentrations were generally higher in this cell. The Barium Concentrations in all 15 cells ranged from 1.67 PPM in Cell # 3 to 3.05 PPM in Cell # 9 with an average of 1.81 PPM Barium concentration of the 15 cells actively being landfarmed. Groundwater below the site is at a depth of 150 feet below ground surface, and has a total dissolved solids concentration of approximately 11, 900 milligrams per liter.

STATE OF TEXAS


BOARD OF PROFESSIONAL GEOSCIENTISTS

CLAYTON M. BARNHILL

Geology

License Number

In accordance with the provisions of the Texas Professional Geoscientists Act, the Texas Board of Professional Geoscientists hereby certifies that the above named individual was licensed as a Professional Geoscientist on August 31, 2007.



W. Kevin Coleman
Chairman, Texas Board of Professional Geoscientists

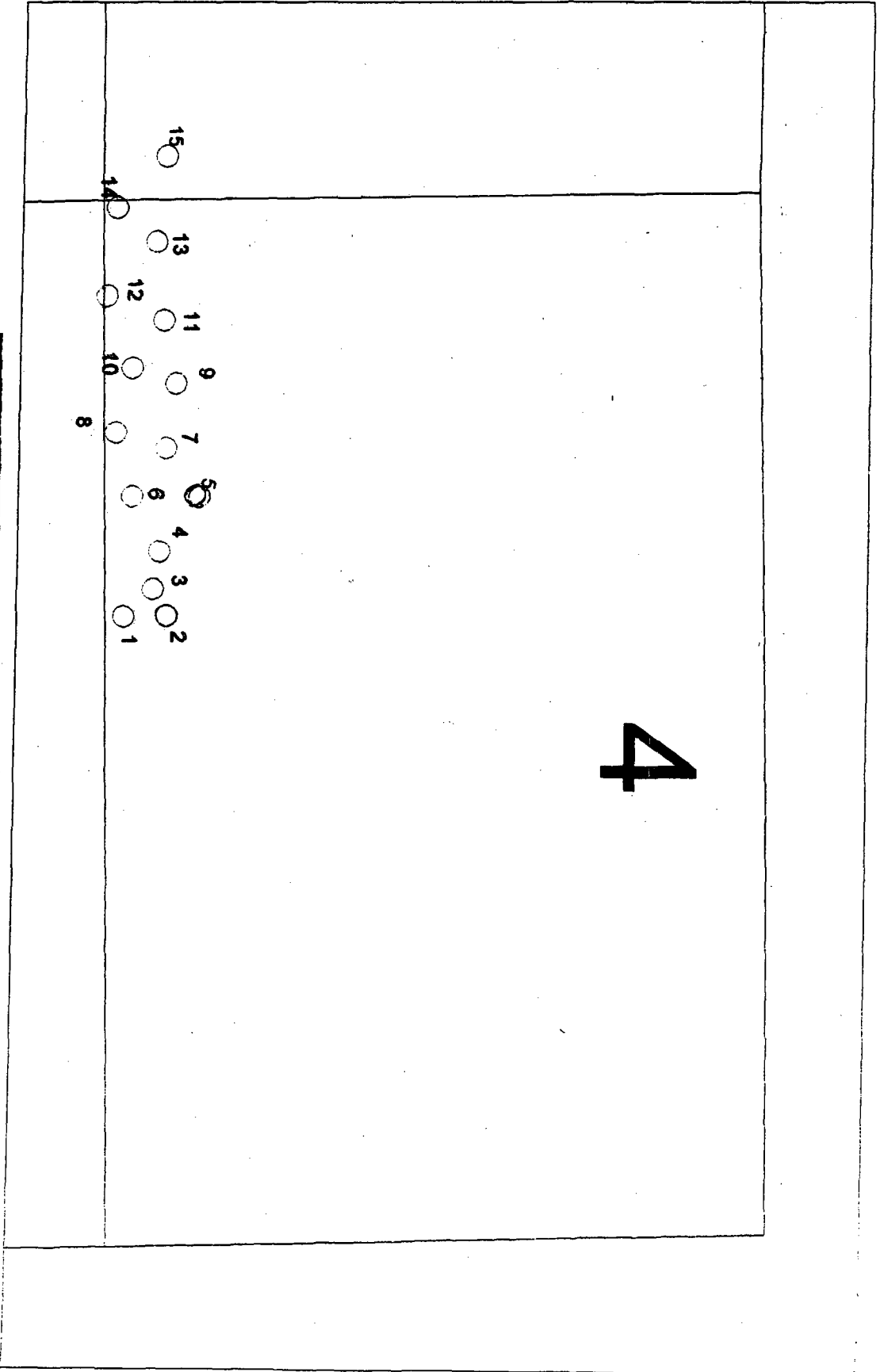


LIST OF FIGURES

Figure		Included	N/A
1	Site Map with soil sample locations plotted	X	
2	Satellite Image / Topographic Map with sample locations plotted	X	


Figure 1

Gandy Marley Landfarm (NM-711-0020)
OCD Cell Plat
Sec. 4 and 5, T11S-R31E
Chaves Co., NM



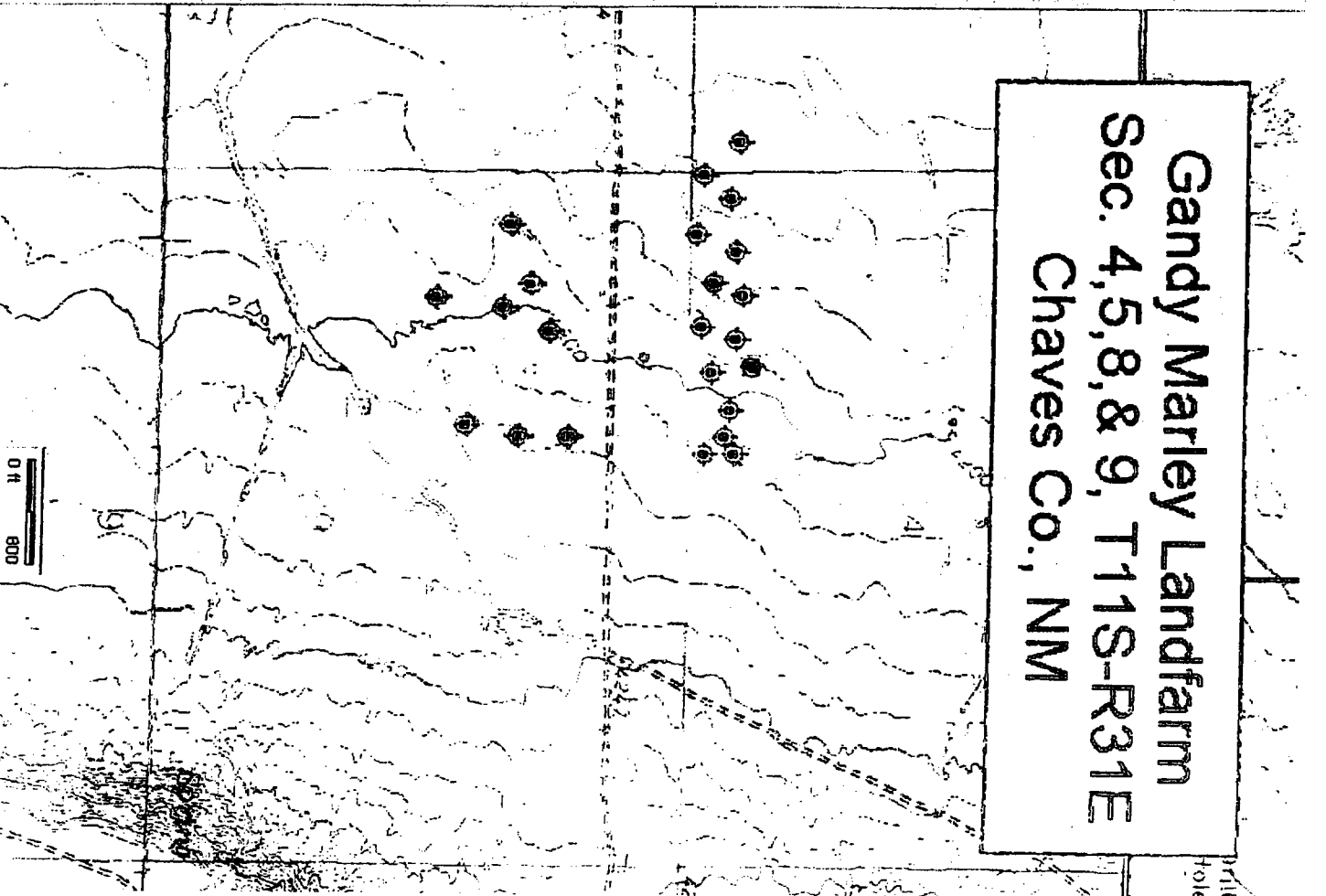
Clayton M. Barnhill, PG
CMB Environmental & Geological Services, Inc.
PO Box 2304 Roswell, NM 87203
camb@cmbservices.com (505) 625-2304
615

Figure 2



20 134 2 4

Gandy Marley Landfarm
Sec. 4, 5, 8, & 9, T11S-R31E
Chaves Co., NM



0 ft 800

Clayton M. Barnhill, PG
 CMB Environmental & Geologic
 PO Box 2304 Roswell, NM 88702

LIST OF TABLES

Table	Included	N/A
1 Lab Analysis Summary Reports of Cell Soil Samples Analyses	X	

LIST OF APPENDICES

Appendix	Included	N/A
1 Sampling Protocol	X	
2 Field Notes / Site Photographs / GPS Coordinates of samples	X	
3 Laboratory Reports	X	

Table 1

Summary Report

Larry Gandy
Gandy Marley Inc.
Box 1658
Roswell, NM 88202

Report Date: December 30, 2004

Work Order: 4121407

Project Location: Sec4,Sec5,Sec8,Sec9 T.11.SR.31E
Project Name: Gandy Marley Land Farm
Project Number: Annual Sampling (NM-711-1-0020)

Sample	Description	Matrix	Date Taken	Time Taken	Date Received
50523	OCD Cell #1	soil	2004-12-10	14:25	2004-12-14
50524	OCD Cell #2	soil	2004-12-10	15:02	2004-12-14
50525	OCD Cell #3	soil	2004-12-10	15:25	2004-12-14
50526	OCD Cell #4	soil	2004-12-10	16:00	2004-12-14
50527	OCD Cell #5	soil	2004-12-11	09:51	2004-12-14
50528	OCD Cell #6	soil	2004-12-11	10:04	2004-12-14
50529	OCD Cell #7	soil	2004-12-11	10:18	2004-12-14
50530	OCD Cell #8	soil	2004-12-11	10:42	2004-12-14
50531	OCD Cell #9	soil	2004-12-11	11:08	2004-12-14
50532	OCD Cell #10	soil	2004-12-11	11:28	2004-12-14
50533	OCD Cell #11	soil	2004-12-11	11:35	2004-12-14
50534	OCD Cell #12	soil	2004-12-11	12:07	2004-12-14
50535	OCD Cell #13	soil	2004-12-11	12:28	2004-12-14
50536	OCD Cell #14	soil	2004-12-11	12:50	2004-12-14
50537	OCD Cell #15	soil	2004-12-11	13:25	2004-12-14

Sample - Field Code	BTEX				TPH 418.1 TRPHC (mg/Kg)
	Benzene (mg/Kg)	Toluene (mg/Kg)	Ethylbenzene (mg/Kg)	Xylene (mg/Kg)	
50523 - OCD Cell #1	<0.0100	<0.0100	<0.0100	<0.0100	<10.0
50524 - OCD Cell #2	<0.0100	<0.0100	<0.0100	<0.0100	<10.0
50525 - OCD Cell #3	<0.0100	<0.0100	<0.0100	<0.0100	<10.0
50526 - OCD Cell #4	<0.0100	<0.0100	<0.0100	<0.0100	<10.0
50527 - OCD Cell #5	<0.0100	<0.0100	<0.0100	<0.0100	<10.0
50528 - OCD Cell #6	<0.0100	<0.0100	<0.0100	<0.0100	<10.0
50529 - OCD Cell #7	<0.0100	<0.0100	<0.0100	<0.0100	<10.0
50530 - OCD Cell #8	<0.0100	<0.0100	<0.0100	<0.0100	<10.0
50531 - OCD Cell #9	<0.0100	<0.0100	<0.0100	<0.0100	<10.0
50532 - OCD Cell #10	<0.0100	<0.0100	<0.0100	<0.0100	<10.0
50533 - OCD Cell #11	<0.0100	<0.0100	<0.0100	0.0106	<10.0
50534 - OCD Cell #12	<0.0100	<0.0100	<0.0100	<0.0100	<10.0
50535 - OCD Cell #13	<0.0100	<0.0100	<0.0100	<0.0100	<10.0
50536 - OCD Cell #14	<0.0100	<0.0100	<0.0100	<0.0100	<10.0
50537 - OCD Cell #15	<0.0100	<0.0100	<0.0100	<0.0100	<10.0

Sample: 50523 - OCD Cell #1

Param	Flag	Result	Units	RL
Hydroxide Alkalinity		<1.00	mg/Kg as CaCo3	1.00
Carbonate Alkalinity		<1.00	mg/Kg as CaCo3	1.00
Bicarbonate Alkalinity		60.0	mg/Kg as CaCo3	4.00
Total Alkalinity		60.0	mg/Kg as CaCo3	4.00
Total Calcium		98200	mg/Kg	50.0
Chloride		33.4	mg/Kg	1.00
Specific Conductance		732	μMHOS/cm	0.00
Total Potassium		2360	mg/Kg	50.0
Total Magnesium		4130	mg/Kg	50.0
Total Sodium		487	mg/Kg	50.0
pH		8.37	s.u.	0.00
Sulfate		217	mg/Kg	2.00
TCLP Silver		<0.125	mg/L	0.125
TCLP Arsenic		<0.100	mg/L	0.100
TCLP Barium		2.26	mg/L	0.100
TCLP Cadmium		<0.0500	mg/L	0.0500
TCLP Chromium		<0.100	mg/L	0.100
TCLP Mercury		<0.0100	mg/L	0.0100
TCLP Lead		<0.100	mg/L	0.100
TCLP Selenium		<0.500	mg/L	0.500

Sample: 50524 - OCD Cell #2

Param	Flag	Result	Units	RL
Hydroxide Alkalinity		<1.00	mg/Kg as CaCo3	1.00
Carbonate Alkalinity		<1.00	mg/Kg as CaCo3	1.00
Bicarbonate Alkalinity		80.0	mg/Kg as CaCo3	4.00
Total Alkalinity		80.0	mg/Kg as CaCo3	4.00
Total Calcium		13500	mg/Kg	50.0
Chloride		28.0	mg/Kg	1.00
Specific Conductance		568	μMHOS/cm	0.00
Total Potassium		2810	mg/Kg	50.0
Total Magnesium		3630	mg/Kg	50.0
Total Sodium		762	mg/Kg	50.0
pH		8.50	s.u.	0.00
Sulfate		85.7	mg/Kg	2.00
TCLP Silver		<0.125	mg/L	0.125
TCLP Arsenic		<0.100	mg/L	0.100
TCLP Barium		2.18	mg/L	0.100
TCLP Cadmium		<0.0500	mg/L	0.0500
TCLP Chromium		<0.100	mg/L	0.100
TCLP Mercury		<0.0100	mg/L	0.0100
TCLP Lead		<0.100	mg/L	0.100
TCLP Selenium		<0.500	mg/L	0.500

Sample: 50525 - OCD Cell #3

Param	Flag	Result	Units	RL
Hydroxide Alkalinity		<1.00	mg/Kg as CaCo3	1.00
Carbonate Alkalinity		<1.00	mg/Kg as CaCo3	1.00
Bicarbonate Alkalinity		46.0	mg/Kg as CaCo3	4.00
Total Alkalinity		46.0	mg/Kg as CaCo3	4.00

continued ...

sample 50525 continued ...

Param	Flag	Result	Units	RL
Total Calcium		6300	mg/Kg	50.0
Chloride		29.0	mg/Kg	1.00
Specific Conductance		898	µMHOS/cm	0.00
Total Potassium		1900	mg/Kg	50.0
Total Magnesium		2830	mg/Kg	50.0
Total Sodium		158	mg/Kg	50.0
pH		8.24	s.u.	0.00
Sulfate		359	mg/Kg	2.00
TCLP Silver		<0.125	mg/L	0.125
TCLP Arsenic		<0.100	mg/L	0.100
TCLP Barium		1.67	mg/L	0.100
TCLP Cadmium		<0.0500	mg/L	0.0500
TCLP Chromium		<0.100	mg/L	0.100
TCLP Mercury		<0.0100	mg/L	0.0100
TCLP Lead		<0.100	mg/L	0.100
TCLP Selenium		<0.500	mg/L	0.500

Sample: 50526 - OCD Cell #4

Param	Flag	Result	Units	RL
Hydroxide Alkalinity		<1.00	mg/Kg as CaCo3	1.00
Carbonate Alkalinity		<1.00	mg/Kg as CaCo3	1.00
Bicarbonate Alkalinity		154	mg/Kg as CaCo3	4.00
Total Alkalinity		154	mg/Kg as CaCo3	4.00
Total Calcium		42500	mg/Kg	50.0
Chloride		372	mg/Kg	1.00
Specific Conductance		1920	µMHOS/cm	0.00
Total Potassium		1470	mg/Kg	50.0
Total Magnesium		1840	mg/Kg	50.0
Total Sodium		1370	mg/Kg	50.0
pH		8.74	s.u.	0.00
Sulfate		452	mg/Kg	2.00
TCLP Silver		<0.125	mg/L	0.125
TCLP Arsenic		<0.100	mg/L	0.100
TCLP Barium		1.91	mg/L	0.100
TCLP Cadmium		<0.0500	mg/L	0.0500
TCLP Chromium		<0.100	mg/L	0.100
TCLP Mercury		<0.0100	mg/L	0.0100
TCLP Lead		<0.100	mg/L	0.100
TCLP Selenium		<0.500	mg/L	0.500

Sample: 50527 - OCD Cell #5

Param	Flag	Result	Units	RL
Hydroxide Alkalinity		<1.00	mg/Kg as CaCo3	1.00
Carbonate Alkalinity		<1.00	mg/Kg as CaCo3	1.00
Bicarbonate Alkalinity		44.0	mg/Kg as CaCo3	4.00
Total Alkalinity		44.0	mg/Kg as CaCo3	4.00
Total Calcium		221000	mg/Kg	50.0
Chloride		11.6	mg/Kg	1.00

continued ...

sample 50527 continued ...

Param	Flag	Result	Units	RL
Specific Conductance		289	µMHOS/cm	0.00
Total Potassium		1010	mg/Kg	50.0
Total Magnesium		2220	mg/Kg	50.0
Total Sodium		208	mg/Kg	50.0
pH		8.49	s.u.	0.00
Sulfate		73.6	mg/Kg	2.00
TCLP Silver		<0.125	mg/L	0.125
TCLP Arsenic		<0.100	mg/L	0.100
TCLP Barium		2.51	mg/L	0.100
TCLP Cadmium		<0.0500	mg/L	0.0500
TCLP Chromium		<0.100	mg/L	0.100
TCLP Mercury		<0.0100	mg/L	0.0100
TCLP Lead		<0.100	mg/L	0.100
TCLP Selenium		<0.500	mg/L	0.500

Sample: 50528 - OCD Cell #6

Param	Flag	Result	Units	RL
Hydroxide Alkalinity		<1.00	mg/Kg as CaCo3	1.00
Carbonate Alkalinity		<1.00	mg/Kg as CaCo3	1.00
Bicarbonate Alkalinity		56.0	mg/Kg as CaCo3	4.00
Total Alkalinity		56.0	mg/Kg as CaCo3	4.00
Total Calcium		78000	mg/Kg	50.0
Chloride		65.5	mg/Kg	1.00
Specific Conductance		1090	µMHOS/cm	0.00
Total Potassium		2780	mg/Kg	50.0
Total Magnesium		6610	mg/Kg	50.0
Total Sodium		738	mg/Kg	50.0
pH		8.29	s.u.	0.00
Sulfate		417	mg/Kg	2.00
TCLP Silver		<0.125	mg/L	0.125
TCLP Arsenic		<0.100	mg/L	0.100
TCLP Barium		1.81	mg/L	0.100
TCLP Cadmium		<0.0500	mg/L	0.0500
TCLP Chromium		<0.100	mg/L	0.100
TCLP Mercury		<0.0100	mg/L	0.0100
TCLP Lead		<0.100	mg/L	0.100
TCLP Selenium		<0.500	mg/L	0.500

Sample: 50529 - OCD Cell #7

Param	Flag	Result	Units	RL
Hydroxide Alkalinity		<1.00	mg/Kg as CaCo3	1.00
Carbonate Alkalinity		<1.00	mg/Kg as CaCo3	1.00
Bicarbonate Alkalinity		58.0	mg/Kg as CaCo3	4.00
Total Alkalinity		58.0	mg/Kg as CaCo3	4.00
Total Calcium		88500	mg/Kg	50.0
Chloride		10.5	mg/Kg	1.00
Specific Conductance		375	µMHOS/cm	0.00
Total Potassium		2110	mg/Kg	50.0

continued ...

sample 50529 continued ...

Param	Flag	Result	Units	RL
Total Magnesium		3310	mg/Kg	50.0
Total Sodium		207	mg/Kg	50.0
pH		8.36	s.u.	0.00
Sulfate		94.2	mg/Kg	2.00
TCLP Silver		<0.125	mg/L	0.125
TCLP Arsenic		<0.100	mg/L	0.100
TCLP Barium		2.51	mg/L	0.100
TCLP Cadmium		<0.0500	mg/L	0.0500
TCLP Chromium		<0.100	mg/L	0.100
TCLP Mercury		<0.0100	mg/L	0.0100
TCLP Lead		<0.100	mg/L	0.100
TCLP Selenium		<0.500	mg/L	0.500

Sample: 50530 - OCD Cell #8

Param	Flag	Result	Units	RL
Hydroxide Alkalinity		<1.00	mg/Kg as CaCo3	1.00
Carbonate Alkalinity		<1.00	mg/Kg as CaCo3	1.00
Bicarbonate Alkalinity		50.0	mg/Kg as CaCo3	4.00
Total Alkalinity		50.0	mg/Kg as CaCo3	4.00
Total Calcium		40500	mg/Kg	50.0
Chloride		89.3	mg/Kg	1.00
Specific Conductance		1150	µMHOS/cm	0.00
Total Potassium		2920	mg/Kg	50.0
Total Magnesium		6630	mg/Kg	50.0
Total Sodium		718	mg/Kg	50.0
pH		8.24	s.u.	0.00
Sulfate		446	mg/Kg	2.00
TCLP Silver		<0.125	mg/L	0.125
TCLP Arsenic		<0.100	mg/L	0.100
TCLP Barium		1.90	mg/L	0.100
TCLP Cadmium		<0.0500	mg/L	0.0500
TCLP Chromium		<0.100	mg/L	0.100
TCLP Mercury		<0.0100	mg/L	0.0100
TCLP Lead		<0.100	mg/L	0.100
TCLP Selenium		<0.500	mg/L	0.500

Sample: 50531 - OCD Cell #9

Param	Flag	Result	Units	RL
Hydroxide Alkalinity		<1.00	mg/Kg as CaCo3	1.00
Carbonate Alkalinity		<1.00	mg/Kg as CaCo3	1.00
Bicarbonate Alkalinity		53.3	mg/Kg as CaCo3	4.00
Total Alkalinity		53.3	mg/Kg as CaCo3	4.00
Total Calcium		13200	mg/Kg	50.0
Chloride		356	mg/Kg	1.00
Specific Conductance		1140	µMHOS/cm	0.00
Total Potassium		1300	mg/Kg	50.0
Total Magnesium		3080	mg/Kg	50.0
Total Sodium		218	mg/Kg	50.0

continued ...

sample 50531 continued ...

Param	Flag	Result	Units	RL
pH		8.14	s.u.	0.00
Sulfate		46.8	mg/Kg	2.00
TCLP Silver		<0.125	mg/L	0.125
TCLP Arsenic		<0.100	mg/L	0.100
TCLP Barium		3.05	mg/L	0.100
TCLP Cadmium		<0.0500	mg/L	0.0500
TCLP Chromium		<0.100	mg/L	0.100
TCLP Mercury		<0.0100	mg/L	0.0100
TCLP Lead		<0.100	mg/L	0.100
TCLP Selenium		<0.500	mg/L	0.500

Sample: 50532 - OCD Cell #10

Param	Flag	Result	Units	RL
Hydroxide Alkalinity		<1.00	mg/Kg as CaCo3	1.00
Carbonate Alkalinity		5.00	mg/Kg as CaCo3	1.00
Bicarbonate Alkalinity		90.0	mg/Kg as CaCo3	4.00
Total Alkalinity		95.0	mg/Kg as CaCo3	4.00
Total Calcium		79400	mg/Kg	50.0
Chloride		183	mg/Kg	1.00
Specific Conductance		821	µMHOS/cm	0.00
Total Potassium		2160	mg/Kg	50.0
Total Magnesium		6120	mg/Kg	50.0
Total Sodium		772	mg/Kg	50.0
pH		8.76	s.u.	0.00
Sulfate		44.8	mg/Kg	2.00
TCLP Silver		<0.125	mg/L	0.125
TCLP Arsenic		<0.100	mg/L	0.100
TCLP Barium		2.77	mg/L	0.100
TCLP Cadmium		<0.0500	mg/L	0.0500
TCLP Chromium		<0.100	mg/L	0.100
TCLP Mercury		<0.0100	mg/L	0.0100
TCLP Lead		<0.100	mg/L	0.100
TCLP Selenium		<0.500	mg/L	0.500

Sample: 50533 - OCD Cell #11

Param	Flag	Result	Units	RL
Hydroxide Alkalinity		<1.00	mg/Kg as CaCo3	1.00
Carbonate Alkalinity		<1.00	mg/Kg as CaCo3	1.00
Bicarbonate Alkalinity		48.0	mg/Kg as CaCo3	4.00
Total Alkalinity		48.0	mg/Kg as CaCo3	4.00
Total Calcium		124000	mg/Kg	50.0
Chloride		80.5	mg/Kg	1.00
Specific Conductance		471	µMHOS/cm	0.00
Total Potassium		1620	mg/Kg	50.0
Total Magnesium		4060	mg/Kg	50.0
Total Sodium		663	mg/Kg	50.0
pH		8.42	s.u.	0.00
Sulfate		67.1	mg/Kg	2.00

continued ...

sample 50533 continued ...

Param	Flag	Result	Units	RL
TCLP Silver		<0.125	mg/L	0.125
TCLP Arsenic		<0.100	mg/L	0.100
TCLP Barium		2.29	mg/L	0.100
TCLP Cadmium		<0.0500	mg/L	0.0500
TCLP Chromium		<0.100	mg/L	0.100
TCLP Mercury		<0.0100	mg/L	0.0100
TCLP Lead		<0.100	mg/L	0.100
TCLP Selenium		<0.500	mg/L	0.500

Sample: 50534 - OCD Cell #12

Param	Flag	Result	Units	RL
Hydroxide Alkalinity		<1.00	mg/Kg as CaCo3	1.00
Carbonate Alkalinity		<1.00	mg/Kg as CaCo3	1.00
Bicarbonate Alkalinity		55.0	mg/Kg as CaCo3	4.00
Total Alkalinity		55.0	mg/Kg as CaCo3	4.00
Total Calcium		41900	mg/Kg	50.0
Chloride		12.5	mg/Kg	1.00
Specific Conductance		577	µMHOS/cm	0.00
Total Potassium		2050	mg/Kg	50.0
Total Magnesium		3070	mg/Kg	50.0
Total Sodium		167	mg/Kg	50.0
pH		8.27	s.u.	0.00
Sulfate		270	mg/Kg	2.00
TCLP Silver		<0.125	mg/L	0.125
TCLP Arsenic		<0.100	mg/L	0.100
TCLP Barium		2.17	mg/L	0.100
TCLP Cadmium		<0.0500	mg/L	0.0500
TCLP Chromium		<0.100	mg/L	0.100
TCLP Mercury		<0.0100	mg/L	0.0100
TCLP Lead		<0.100	mg/L	0.100
TCLP Selenium		<0.500	mg/L	0.500

Sample: 50535 - OCD Cell #13

Param	Flag	Result	Units	RL
Hydroxide Alkalinity		<1.00	mg/Kg as CaCo3	1.00
Carbonate Alkalinity		<1.00	mg/Kg as CaCo3	1.00
Bicarbonate Alkalinity		50.0	mg/Kg as CaCo3	4.00
Total Alkalinity		50.0	mg/Kg as CaCo3	4.00
Total Calcium		32700	mg/Kg	50.0
Chloride		372	mg/Kg	1.00
Specific Conductance		1330	µMHOS/cm	0.00
Total Potassium		1900	mg/Kg	50.0
Total Magnesium		3200	mg/Kg	50.0
Total Sodium		206	mg/Kg	50.0
pH		8.14	s.u.	0.00
Sulfate		58.0	mg/Kg	2.00
TCLP Silver		<0.125	mg/L	0.125
TCLP Arsenic		<0.100	mg/L	0.100

continued ...

sample 50535 continued ...

Param	Flag	Result	Units	RL
TCLP Barium		2.40	mg/L	0.100
TCLP Cadmium		<0.0500	mg/L	0.0500
TCLP Chromium		<0.100	mg/L	0.100
TCLP Mercury		<0.0100	mg/L	0.0100
TCLP Lead		<0.100	mg/L	0.100
TCLP Selenium		<0.500	mg/L	0.500

Sample: 50536 - OCD Cell #14

Param	Flag	Result	Units	RL
Hydroxide Alkalinity		<1.00	mg/Kg as CaCo3	1.00
Carbonate Alkalinity		<1.00	mg/Kg as CaCo3	1.00
Bicarbonate Alkalinity		62.0	mg/Kg as CaCo3	4.00
Total Alkalinity		62.0	mg/Kg as CaCo3	4.00
Total Calcium		86400	mg/Kg	50.0
Chloride		46.1	mg/Kg	1.00
Specific Conductance		323	µMHOS/cm	0.00
Total Potassium		1450	mg/Kg	50.0
Total Magnesium		3380	mg/Kg	50.0
Total Sodium		365	mg/Kg	50.0
pH		8.78	s.u.	0.00
Sulfate		43.6	mg/Kg	2.00
TCLP Silver		<0.125	mg/L	0.125
TCLP Arsenic		<0.100	mg/L	0.100
TCLP Barium		2.89	mg/L	0.100
TCLP Cadmium		<0.0500	mg/L	0.0500
TCLP Chromium		<0.100	mg/L	0.100
TCLP Mercury		<0.0100	mg/L	0.0100
TCLP Lead		<0.100	mg/L	0.100
TCLP Selenium		<0.500	mg/L	0.500

Sample: 50537 - OCD Cell #15

Param	Flag	Result	Units	RL
Hydroxide Alkalinity		<1.00	mg/Kg as CaCo3	1.00
Carbonate Alkalinity		<1.00	mg/Kg as CaCo3	1.00
Bicarbonate Alkalinity		43.0	mg/Kg as CaCo3	4.00
Total Alkalinity		43.0	mg/Kg as CaCo3	4.00
Total Calcium		8060	mg/Kg	50.0
Chloride		93.7	mg/Kg	1.00
Specific Conductance		489	µMHOS/cm	0.00
Total Potassium		1800	mg/Kg	50.0
Total Magnesium		2040	mg/Kg	50.0
Total Sodium		121	mg/Kg	50.0
pH		8.25	s.u.	0.00
Sulfate		31.5	mg/Kg	2.00
TCLP Silver		<0.125	mg/L	0.125
TCLP Arsenic		<0.100	mg/L	0.100
TCLP Barium		2.33	mg/L	0.100
TCLP Cadmium		<0.0500	mg/L	0.0500

continued ...

sample 50597 continued ...

Param	Flag	Result	Units	RL
TCLP Chromium		<0.100	mg/L	0.100
TCLP Mercury		<0.0100	mg/L	0.0100
TCLP Lead		<0.100	mg/L	0.100
TCLP Selenium		<0.500	mg/L	0.500

Summary Report

Larry Gandy
Gandy Marley Inc.
Box 1658
Roswell, NM 88202

Report Date: December 20, 2004

Work Order: 4121406

Project Location: Chaves Co.,NM, Sec 4,5,8,9, T.11.S T31E
Project Name: Gandy Marley Land Farm
Project Number: Remediated Surface Soil Sampling

Sample	Description	Matrix	Date Taken	Time Taken	Date Received
50512	Remediated OCD Cell #1 Surface Soil	soil	2004-12-10	14:45	2004-12-14
50513	Remediated OCD Cell #2 Surface Soil	soil	2004-12-10	15:10	2004-12-14
50514	Remediated OCD Cell #3 Surface Soil	soil	2004-12-10	15:30	2004-12-14
50515	Remediated OCD Cell #4 Surface Soil	soil	2004-12-10	16:10	2004-12-14
50516	Remediated OCD Cell #8 Surface Soil	soil	2004-12-11	10:50	2004-12-14
50517	Remediated OCD Cell #9 Surface Soil	soil	2004-12-11	11:15	2004-12-14
50518	Remediated OCD Cell #10 Surface Soil	soil	2004-12-11	11:35	2004-12-14
50519	Remediated OCD Cell #11 Surface Soil	soil	2004-12-11	11:55	2004-12-14
50520	Remediated OCD Cell #12 Surface Soil	soil	2004-12-11	12:11	2004-12-14
50521	Remediated OCD Cell #13 Surface Soil	soil	2004-12-10	12:35	2004-12-14
50522	Remediated OCD Cell #14 Surface Soil	soil	2004-12-11	12:55	2004-12-14

Sample - Field Code	BTEX				TPH 418.1 TRPHC (mg/Kg)
	Benzene (mg/Kg)	Toluene (mg/Kg)	Ethylbenzene (mg/Kg)	Xylene (mg/Kg)	
50512 - Remediated OCD Cell #1 Surface Soil	<0.0100	<0.0100	<0.0100	<0.0100	1600
50513 - Remediated OCD Cell #2 Surface Soil	<0.0100	<0.0100	<0.0100	<0.0100	26.3
50514 - Remediated OCD Cell #3 Surface Soil	<0.0500	<0.0500	<0.0500	<0.0500	78.9
50515 - Remediated OCD Cell #4 Surface Soil	<0.0500	<0.0500	<0.0500	<0.0500	74.5
50516 - Remediated OCD Cell #8 Surface Soil	<0.0500	<0.0500	<0.0500	<0.0500	184
50517 - Remediated OCD Cell #9 Surface Soil	<0.0500	<0.0500	<0.0500	<0.0500	4050
50518 - Remediated OCD Cell #10 Surface Soil	<0.0500	<0.0500	<0.0500	<0.0500	99.7
50519 - Remediated OCD Cell #11 Surface Soil	<0.0500	<0.0500	<0.0500	<0.0500	<10.0
50520 - Remediated OCD Cell #12 Surface Soil	<0.0100	<0.0100	<0.0100	<0.0100	27.2
50521 - Remediated OCD Cell #13 Surface Soil	<0.0500	<0.0500	<0.0500	<0.0500	503
50522 - Remediated OCD Cell #14 Surface Soil	<0.0500	<0.0500	<0.0500	<0.0500	242

Appendix 1
Sampling Protocol

Appendix 1 Sampling Protocol

Site Remediation cells were checked for the presence of phase-separated hydrocarbons (PSH).

A Gandy Marley Inc. owned and operated front end loader dug down with the loader bucket 18" inches to 24" inches below the surface of the remediation cell. An 8" inch loader mounted drill auger was then used to create a soil boring below the exposed soil surface to a depth of 36" inches below the original ground surface of the remediation cell. An AMS 3" inch Stainless steel hand auger was then used by Clayton M. Barnhill, PG (CMB Environmental & Geological Services Inc.) to collect the soil samples beneath the remediation cells. The AMS stainless steel auger was de-contaminated between sample points by cleaning with a brush in an Alconox soap solution and then rinsing with potable water. New Nitrile gloves were changed at each sample point to avoid cross contamination. Borings were backfilled with impermeable bentonite pellets and hydrated.

Samples analyzed for TPH 418.1, BTEX 8021, major cations and anions, general chemistry characteristics, and RCRA 8 Metals. Soil Samples were collected in two 4 ounce glass jars containing no preservative

Samples were immediately placed on ice in an insulated cooler and were delivered to the Trace Analysis Laboratory, located in Lubbock, Texas, for analysis. Chain of custody documentation accompanied the samples at all times.

Appendix 2
Field Notes / Site Photographs / GPS Coordinates

Page 1 of 10 Bgs: CMB

OCD Cell #1

Sample GPS Coordinates

N 33° 23' 11.0"

W 103° 49' 43.0"

Spec Photo #9 Sample depth = 53 BGS.

Sampled @ 14:25 Red clayey - NO odor on string

Fine gr. sand. to med. gr. well

sorted sand. 2x 400/5/Tons/No Pass.

Forc. TPH 418.1, Reax Metals,

BTEX B021, Na, Ca, Mg, K, Cl, SO4,

CO3, HCO3, pH, Conductivity, TAlkalinity

(2x 400/5/Tons/No Pass.

Sampled Remediated SO. Surface

OCD Cell #1 @ 14:45 For

Some of analysis is done.

BTEX B021, TPH 418.1

Page 2 of 10 Bgs: CMB

OCD Cell #2

Sample GPS Coordinates

N 33° 23' 13.2"

W 103° 43' 43.1"

Spec Photo #10

Sampled @ 15:02 - Red clayey

med gr. sand. @ 50" BGS.

Forc. TPH 418.1, Reax Metals,

CArrous & Anions (2x 400/5/Tons/No Pass.

Sampled Remediated SO. Surface

OCD Cell #2 @ 15:10

For BTEX B021, TPH 418.1

Charles Co. N.M.

Log for #1 Barren Hill, BC

Page 5 of 10 Pg: CME

OCD Cell #5

Sample GPS Coordinates

N 33° 23' 13.2"

W 103° 49' 49.3"

DPE6 Photo #13

Sampled @ 0951 @ 48" BGS

@ 402/6/10s/No Pss.

For TPT 418.1, REAMETALS,

MAGNETIC CARBONS & ANIONS

Brown, Tan, white, Calcic med. gr.

well sorted clayey sand matrix

No odor or staining

OCD Cell #6: Sample GPS Coordinates

N 33° 23' 11.4"

W 103° 49' 50.3"

DPE6 Photo #14

Sampled @ 10:04 @ 44" BGS

Tan to Brown clayey sand, Calcic matrix

med. gr. sand, well sorted, No odor or stain

@ 402/6/10s/No Preservation Fee

TPT 418.1, REAMETALS, MAGNETIC CARBONS & ANIONS

Charles Co. N.M.

Log for #1 Barren Hill, BC

Page 6 of 10 Pg: CME

OCD Cell #7: Sample GPS Coordinates

N 33° 23' 13.1"

W 103° 45' 53.2"

DPE6 Photo #15

Sampled @ 10:18 @ 48" BGS

@ 402/6/10s/No Pss. For:

TPT 418.1, REAMETALS, MAGNETIC

CARBONS & ANIONS

Brown, Tan - white, Sand / Calcic

matrix, med. gr. well sorted

clayey sand, No odor or staining

OCD Cell #8: Sample GPS Coordinates

N 33° 23' 10.6" W 103° 49' 54.2"

DPE6 Photo #16

Sampled @ 10:42 @ 48" BGS

@ 402/6/10s/No Preservation Fee

TPT 418.1, REAMETALS, MAGNETIC

CARBONS & ANIONS Brown / Calcic Sand

matrix, No odor or staining

Sampled from drilled Surface Soil

@ 10:50 For TPT 418.1, Box 8021

12/11/04

Chaves Co. N.M. 12/11/04
 Dig for M. B. 6.6" #, R. 6
 Page 70 = 10 Pg: CMRS

CCD Cell #9: Sample 6RS (Remediated)
 N 33° 23' 13.6" W 103° 49' 57.1"
 VPEC Photo #19
 Sampled @ 11:08 @ 47" 365
 2x 4oz/6/5ans/No Preservation
 For TPT 4/8.1, RCRR metals,
 Major CATIONS & Anions
 Tan brown clayey sand, minor
 calcic, med. gr. well sorted sand.
 No silt or staining
 Sampled CCD Cell #9 Remediated
 Soil surface @ 11:15 ha. for
 TPE 4/8.1, BTEX 802/
 CCD Cell #10: Sample 6RS (Remediated)
 N 33° 23' 10.4" W 103° 49' 58.1"
 VPEC Photo #18 Sampled @ 11:28 @ 48" 365
 2x 4oz/6/5ans No Pres. For TPT 4/8.1
 RCRR & metals, Major CATIONS & Anions
 Tan brown calcic med gr. sand mx. w/ calc.
 Sampled CCD Cell #10 Remediated
 Surface @ 11:35 For TPT 4/8.1
 BTEX 802/

Chaves Co., N.M. 12/11/04
 Dig for M. B. 6.6" #, R. 6
 Page 5 of 10 Pg: CMRS

CCD Cell #11: Sample 6RS (Remediated)
 N 33° 23' 13.0" W 103° 52' 00.9"
 VPEC Photo #19
 Sampled @ 11:50 @ 52" 365
 2x 4oz/6/5ans/No Pres. For
 TPT 4/8.1, RCRR & metals
 Major CATIONS & Anions
 Sampled CCD Cell #11 Remediated
 Soil surface @ 11:55 hour
 For TPT 4/8.1 BTEX 802/
 CCD Cell #12: Sample 6RS (Remediated)
 N 33° 23' 10.1" W 103° 56' 02.4"
 VPEC Photo #20
 Sampled @ 12:07 @ 68" 365
 2x 4oz/6/5ans/No Preservation
 For TPT 4/8.1, RCRR & metals, Major
 CATIONS & Anions Brown clayey sand
 Med gr. well sorted no silt or staining
 Sampled CCD Cell #12 Remediated
 Surface @ 12:11 For TPT 4/8.1 BTEX 802

Charles Co. NW

12/11/04

Dayton W Bankhill, PA

Page 9 of 10 By: CMG

OCD Cell # 13: GPS Coordinates

N 33° 23' 12.6" W 103° 50' 05.8" ^{of Sample}

VPEC Photo # 21

Sampled @ 12:28 @ 48" BGS

2 x 4oz/6 Stems / No Pres. For TPH

RCM Metals, Major CATIONS & Anions

Reddish brown med gr. well sorted clayey

Sand, No odor or stringy

Sampled remediated Surface @

12:35 hour for TPH 4181 & BTEX 802/

OCD Cell # 14: GPS Coordinates of Sample

N 33° 23' 10.6" W 103° 50' 07.7"

VPEC Photo # 22 Sampled @ 12:50 @ BGS

2 x 4oz/6 Stems / No Preservative for

TPH, RCM METALS, Major CATIONS &

Anions: Tan, brown, white, Sand/GA/4%
mixture. med. gr. well sorted sand. No odor or

stringy

Sampled Remediated Surface

@ 12:55 for TPH, BTEX 802/

Charles Co. NW

12/11/04

Dayton W Bankhill, PA

Page 10 of 10 By: CMG

OCD Cell # 15: GPS Coordinates of Sample

N 33° 23' 13.1" W 103° 50' 10.7"

VPEC Photo # 23

Sampled @ 13:25 @ 48" BGS

2 x 4oz/6 Stems / No Preservative


For TPH, RCM METALS, Major CATIONS

& Anions Red med gr. well sorted

Sand. No odor or stringy.

Gandy Marley Landfarm (NM-711-1-0020)

**SW/4 of Section 4, SE/4 of Section 5, NE/4 of Section 8 and the NW/4 of Section 9,
Township 11 South, Range 31 East, NMPM Chaves County, New Mexico**




OCD Cell #1 Sample
N 33° 23' 11.0"
W 103° 49' 43.0"



OCD Cell #2 Sample
N 33° 23' 13.2"
W 103° 49' 43.0"



OCD Cell #3 Sample
N 33° 23' 12.5"
W 103° 45' 44.6"



OCD Cell #4 Sample
N 33° 23' 12.8"
W 103° 49' 46.9"



OCD Cell #5 Sample
N 33° 23' 13.2"
W 103° 49' 49.3"



OCD Cell #6 Sample
N 33° 23' 11.4"
W 103° 49' 50.3"



OCD Cell #7 Sample
N 33° 23' 13.1"
W 103° 49' 53.2"



OCD Cell #8 Sample
N 33° 23' 10.6"
W 103° 49' 54.2"



OCD Cell #9 Sample
N 33° 23' 13.6"
W 103° 49' 57.1"



OCD Cell # 10 Sample
N 33° 23' 10.4"
W 103° 49' 58.1"



OCD Cell # 11 Sample
N 33° 23' 13.0"
W 103° 50' 00.9"




OCD Cell # 12 Sample
N 33° 23' 10.1"
W 103° 50' 02.4"



OCD Cell # 13 Sample
N 33° 23' 12.6"
W 103° 50' 05.6"



OCD Cell # 14 Sample
N 33° 23' 10.6"
W 103° 50' 07.7"



OCD Cell # 15 Sample
N 33° 23' 13.1"
W 103° 50' 10.7"

Appendix 3
Laboratory Reports

Summary Report

Larry Gandy
Gandy Marley Inc.
Box 1658
Roswell, NM 88202

Report Date: December 20, 2004

Work Order: 4121406

Project Location: Chaves Co.,NM, Sec 4,5,8,9, T.11.S T31E
Project Name: Gandy Marley Land Farm
Project Number: Remediated Surface Soil Sampling

Sample	Description	Matrix	Date Taken	Time Taken	Date Received
50512	Remediated OCD Cell #1 Surface Soil	soil	2004-12-10	14:45	2004-12-14
50513	Remediated OCD Cell #2 Surface Soil	soil	2004-12-10	15:10	2004-12-14
50514	Remediated OCD Cell #3 Surface Soil	soil	2004-12-10	15:30	2004-12-14
50515	Remediated OCD Cell #4 Surface Soil	soil	2004-12-10	16:10	2004-12-14
50516	Remediated OCD Cell #8 Surface Soil	soil	2004-12-11	10:50	2004-12-14
50517	Remediated OCD Cell #9 Surface Soil	soil	2004-12-11	11:15	2004-12-14
50518	Remediated OCD Cell #10 Surface Soil	soil	2004-12-11	11:35	2004-12-14
50519	Remediated OCD Cell #11 Surface Soil	soil	2004-12-11	11:55	2004-12-14
50520	Remediated OCD Cell #12 Surface Soil	soil	2004-12-11	12:11	2004-12-14
50521	Remediated OCD Cell #13 Surface Soil	soil	2004-12-10	12:35	2004-12-14
50522	Remediated OCD Cell #14 Surface Soil	soil	2004-12-11	12:55	2004-12-14

Sample - Field Code	BTEX				TPH 418.1 TRPHC (mg/Kg)
	Benzene (mg/Kg)	Toluene (mg/Kg)	Ethylbenzene (mg/Kg)	Xylene (mg/Kg)	
50512 - Remediated OCD Cell #1 Surface Soil	<0.0100	<0.0100	<0.0100	<0.0100	1600
50513 - Remediated OCD Cell #2 Surface Soil	<0.0100	<0.0100	<0.0100	<0.0100	26.3
50514 - Remediated OCD Cell #3 Surface Soil	<0.0500	<0.0500	<0.0500	<0.0500	78.9
50515 - Remediated OCD Cell #4 Surface Soil	<0.0500	<0.0500	<0.0500	<0.0500	74.5
50516 - Remediated OCD Cell #8 Surface Soil	<0.0500	<0.0500	<0.0500	<0.0500	184
50517 - Remediated OCD Cell #9 Surface Soil	<0.0500	<0.0500	<0.0500	<0.0500	4050
50518 - Remediated OCD Cell #10 Surface Soil	<0.0500	<0.0500	<0.0500	<0.0500	99.7
50519 - Remediated OCD Cell #11 Surface Soil	<0.0500	<0.0500	<0.0500	<0.0500	<10.0
50520 - Remediated OCD Cell #12 Surface Soil	<0.0100	<0.0100	<0.0100	<0.0100	27.2
50521 - Remediated OCD Cell #13 Surface Soil	<0.0500	<0.0500	<0.0500	<0.0500	503
50522 - Remediated OCD Cell #14 Surface Soil	<0.0500	<0.0500	<0.0500	<0.0500	242

TRACE ANALYSIS, INC.

6701 Aberdeen Avenue, Suite 9 Lubbock, Texas 79424 800•378•1296 806•794•1296 FAX 806•794•1298
155 McCutcheon, Suite H El Paso, Texas 79932 888•588•3443 915•585•3443 FAX 915•585•4944
E-Mail: lab@traceanalysis.com

Analytical and Quality Control Report

Larry Gandy
Gandy Marley Inc.
Box 1658
Roswell, NM 88202

Report Date: December 20, 2004

Work Order: 4121406


Project Location: Chaves Co., NM, Sec 4,5,8,9, T.11.S T31E
Project Name: Gandy Marley Land Farm
Project Number: Remediated Surface Soil Sampling

Enclosed are the Analytical Report and Quality Control Report for the following sample(s) submitted to TraceAnalysis, Inc.

Sample	Description	Matrix	Date Taken	Time Taken	Date Received
50512	Remediated OCD Cell #1 Surface Soil	soil	2004-12-10	14:45	2004-12-14
50513	Remediated OCD Cell #2 Surface Soil	soil	2004-12-10	15:10	2004-12-14
50514	Remediated OCD Cell #3 Surface Soil	soil	2004-12-10	15:30	2004-12-14
50515	Remediated OCD Cell #4 Surface Soil	soil	2004-12-10	16:10	2004-12-14
50516	Remediated OCD Cell #8 Surface Soil	soil	2004-12-11	10:50	2004-12-14
50517	Remediated OCD Cell #9 Surface Soil	soil	2004-12-11	11:15	2004-12-14
50518	Remediated OCD Cell #10 Surface Soil	soil	2004-12-11	11:35	2004-12-14
50519	Remediated OCD Cell #11 Surface Soil	soil	2004-12-11	11:55	2004-12-14
50520	Remediated OCD Cell #12 Surface Soil	soil	2004-12-11	12:11	2004-12-14
50521	Remediated OCD Cell #13 Surface Soil	soil	2004-12-10	12:35	2004-12-14
50522	Remediated OCD Cell #14 Surface Soil	soil	2004-12-11	12:55	2004-12-14

These results represent only the samples received in the laboratory. The Quality Control Report is generated on a batch basis. All information contained in this report is for the analytical batch(es) in which your sample(s) were analyzed.

This report consists of a total of 12 pages and shall not be reproduced except in its entirety, without written approval of TraceAnalysis, Inc.


Dr. Blair Leftwich, Director

Analytical Report

Sample: 50512 - Remediated OCD Cell #1 Surface Soil

Analysis: BTEX Analytical Method: S 8021B Prep Method: S 5035
QC Batch: 14737 Date Analyzed: 2004-12-17 Analyzed By: MS
Prep Batch: 13023 Date Prepared: 2004-12-17 Prepared By: MS

Parameter	Flag	RL Result	Units	Dilution	RL
Benzene		<0.0100	mg/Kg	10	0.00100
Toluene		<0.0100	mg/Kg	10	0.00100
Ethylbenzene		<0.0100	mg/Kg	10	0.00100
Xylene		<0.0100	mg/Kg	10	0.00100

Surrogate	Flag	Result	Units	Dilution	Spike Amount	Percent Recovery	Recovery Limits
Trifluorotoluene (TFT)		0.765	mg/Kg	10	0.100	76	60.1 - 104
4-Bromofluorobenzene (4-BFB)		0.877	mg/Kg	10	0.100	88	63.1 - 105

Sample: 50512 - Remediated OCD Cell #1 Surface Soil

Analysis: TPH 418.1 Analytical Method: E 418.1 Prep Method: N/A
QC Batch: 14682 Date Analyzed: 2004-12-16 Analyzed By: DS
Prep Batch: 12974 Date Prepared: 2004-12-16 Prepared By: DS

Parameter	Flag	RL Result	Units	Dilution	RL
TRPHC		1600	mg/Kg	1	10.0

Sample: 50513 - Remediated OCD Cell #2 Surface Soil

Analysis: BTEX Analytical Method: S 8021B Prep Method: S 5035
QC Batch: 14737 Date Analyzed: 2004-12-17 Analyzed By: MS
Prep Batch: 13023 Date Prepared: 2004-12-17 Prepared By: MS

Parameter	Flag	RL Result	Units	Dilution	RL
Benzene		<0.0100	mg/Kg	10	0.00100
Toluene		<0.0100	mg/Kg	10	0.00100
Ethylbenzene		<0.0100	mg/Kg	10	0.00100
Xylene		<0.0100	mg/Kg	10	0.00100

Surrogate	Flag	Result	Units	Dilution	Spike Amount	Percent Recovery	Recovery Limits
Trifluorotoluene (TFT)		0.846	mg/Kg	10	0.100	84	60.1 - 104
4-Bromofluorobenzene (4-BFB)		0.850	mg/Kg	10	0.100	85	63.1 - 105

Sample: 50513 - Remediated OCD Cell #2 Surface Soil

Analysis: TPH 418.1 Analytical Method: E 418.1 Prep Method: N/A

QC Batch: 14682
Prep Batch: 12974

Date Analyzed: 2004-12-16
Date Prepared: 2004-12-16

Analyzed By: DS
Prepared By: DS

Parameter	Flag	RL Result	Units	Dilution	RL
TRPHC		26.3	mg/Kg	1	10.0

Sample: 50514 - Remediated OCD Cell #3 Surface Soil

Analysis: BTEX
QC Batch: 14737
Prep Batch: 13023

Analytical Method: S 8021B
Date Analyzed: 2004-12-17
Date Prepared: 2004-12-17

Prep Method: S 5035
Analyzed By: MS
Prepared By: MS

Parameter	Flag	RL Result	Units	Dilution	RL
Benzene		<0.0500	mg/Kg	50	0.00100
Toluene		<0.0500	mg/Kg	50	0.00100
Ethylbenzene		<0.0500	mg/Kg	50	0.00100
Xylene		<0.0500	mg/Kg	50	0.00100

Surrogate	Flag	Result	Units	Dilution	Spike Amount	Percent Recovery	Recovery Limits
Trifluorotoluene (TFT)	²	0.870	mg/Kg	50	0.100	17	60.1 - 104
4-Bromofluorobenzene (4-BFB)	³	0.884	mg/Kg	50	0.100	18	63.1 - 105

Sample: 50514 - Remediated OCD Cell #3 Surface Soil

Analysis: TPH 418.1
QC Batch: 14682
Prep Batch: 12974

Analytical Method: E 418.1
Date Analyzed: 2004-12-16
Date Prepared: 2004-12-16

Prep Method: N/A
Analyzed By: DS
Prepared By: DS

Parameter	Flag	RL Result	Units	Dilution	RL
TRPHC		78.9	mg/Kg	1	10.0

Sample: 50515 - Remediated OCD Cell #4 Surface Soil

Analysis: BTEX
QC Batch: 14737
Prep Batch: 13023

Analytical Method: S 8021B
Date Analyzed: 2004-12-17
Date Prepared: 2004-12-17

Prep Method: S 5035
Analyzed By: MS
Prepared By: MS

Parameter	Flag	RL Result	Units	Dilution	RL
Benzene	⁴	<0.0500	mg/Kg	50	0.00100
Toluene		<0.0500	mg/Kg	50	0.00100
Ethylbenzene		<0.0500	mg/Kg	50	0.00100
Xylene		<0.0500	mg/Kg	50	0.00100

¹ Sample diluted due to surfactant content.

² Low TFT surrogate recovery due to matrix interference. ICV/CCV surrogate recovery shows the method to be in control.

³ Low BFB surrogate recovery due to matrix interference. ICV/CCV surrogate recovery shows the method to be in control.

⁴ Sample diluted due to surfactant content.

Surrogate	Flag	Result	Units	Dilution	Spike Amount	Percent Recovery	Recovery Limits
Trifluorotoluene (TFT)	5	0.853	mg/Kg	50	0.100	17	60.1 - 104
4-Bromofluorobenzene (4-BFB)	6	0.855	mg/Kg	50	0.100	17	63.1 - 105

Sample: 50515 - Remediated OCD Cell #4 Surface Soil

Analysis: TPH 418.1 Analytical Method: E 418.1 Prep Method: N/A
 QC Batch: 14682 Date Analyzed: 2004-12-16 Analyzed By: DS
 Prep Batch: 12974 Date Prepared: 2004-12-16 Prepared By: DS

Parameter	Flag	RL Result	Units	Dilution	RL
TRPHC		74.5	mg/Kg	1	10.0

Sample: 50516 - Remediated OCD Cell #8 Surface Soil

Analysis: BTEX Analytical Method: S 8021B Prep Method: S 5035
 QC Batch: 14737 Date Analyzed: 2004-12-17 Analyzed By: MS
 Prep Batch: 13023 Date Prepared: 2004-12-17 Prepared By: MS

Parameter	Flag	RL Result	Units	Dilution	RL
Benzene		<0.0500	mg/Kg	50	0.00100
oluene		<0.0500	mg/Kg	50	0.00100
Ethylbenzene		<0.0500	mg/Kg	50	0.00100
Xylene		<0.0500	mg/Kg	50	0.00100

Surrogate	Flag	Result	Units	Dilution	Spike Amount	Percent Recovery	Recovery Limits
Trifluorotoluene (TFT)	8	0.867	mg/Kg	50	0.100	17	60.1 - 104
4-Bromofluorobenzene (4-BFB)	9	0.856	mg/Kg	50	0.100	17	63.1 - 105

Sample: 50516 - Remediated OCD Cell #8 Surface Soil

Analysis: TPH 418.1 Analytical Method: E 418.1 Prep Method: N/A
 QC Batch: 14682 Date Analyzed: 2004-12-16 Analyzed By: DS
 Prep Batch: 12974 Date Prepared: 2004-12-16 Prepared By: DS

Parameter	Flag	RL Result	Units	Dilution	RL
TRPHC		184	mg/Kg	1	10.0

Sample: 50517 - Remediated OCD Cell #9 Surface Soil

⁵Low TFT surrogate recovery due to matrix interference. ICV/CCV surrogate recovery shows the method to be in control.

⁶Low BFB surrogate recovery due to matrix interference. ICV/CCV surrogate recovery shows the method to be in control.

⁷Sample diluted due to surfactant content.

⁸Low TFT surrogate recovery due to matrix interference. ICV/CCV surrogate recovery shows the method to be in control.

⁹Low BFB surrogate recovery due to matrix interference. ICV/CCV surrogate recovery shows the method to be in control.

Analysis: BTEX
QC Batch: 14737
Prep Batch: 13023

Analytical Method: S 8021B
Date Analyzed: 2004-12-17
Date Prepared: 2004-12-17

Prep Method: S 5035
Analyzed By: MS
Prepared By: MS

Parameter	Flag	RL Result	Units	Dilution	RL
Benzene	¹⁰	<0.0500	mg/Kg	50	0.00100
Toluene		<0.0500	mg/Kg	50	0.00100
Ethylbenzene		<0.0500	mg/Kg	50	0.00100
Xylene		<0.0500	mg/Kg	50	0.00100

Surrogate	Flag	Result	Units	Dilution	Spike Amount	Percent Recovery	Recovery Limits
Trifluorotoluene (TFT)	¹¹	0.844	mg/Kg	50	0.100	17	60.1 - 104
4-Bromofluorobenzene (4-BFB)	¹²	0.791	mg/Kg	50	0.100	16	63.1 - 105

Sample: 50517 - Remediated OCD Cell #9 Surface Soil

Analysis: TPH 418.1
QC Batch: 14682
Prep Batch: 12974

Analytical Method: E 418.1
Date Analyzed: 2004-12-16
Date Prepared: 2004-12-16

Prep Method: N/A
Analyzed By: DS
Prepared By: DS

Parameter	Flag	RL Result	Units	Dilution	RL
TRPHC		4050	mg/Kg	10	10.0

Sample: 50518 - Remediated OCD Cell #10 Surface Soil

Analysis: BTEX
QC Batch: 14737
Prep Batch: 13023

Analytical Method: S 8021B
Date Analyzed: 2004-12-17
Date Prepared: 2004-12-17

Prep Method: S 5035
Analyzed By: MS
Prepared By: MS

Parameter	Flag	RL Result	Units	Dilution	RL
Benzene	¹³	<0.0500	mg/Kg	50	0.00100
Toluene		<0.0500	mg/Kg	50	0.00100
Ethylbenzene		<0.0500	mg/Kg	50	0.00100
Xylene		<0.0500	mg/Kg	50	0.00100

Surrogate	Flag	Result	Units	Dilution	Spike Amount	Percent Recovery	Recovery Limits
Trifluorotoluene (TFT)	¹⁴	0.854	mg/Kg	50	0.100	17	60.1 - 104
4-Bromofluorobenzene (4-BFB)	¹⁵	0.859	mg/Kg	50	0.100	17	63.1 - 105

Sample: 50518 - Remediated OCD Cell #10 Surface Soil

¹⁰Sample diluted due to surfactant content.

¹¹Low TFT surrogate recovery due to matrix interference. ICV/CCV surrogate recovery shows the method to be in control.

¹²Low BFB surrogate recovery due to matrix interference. ICV/CCV surrogate recovery shows the method to be in control.

¹³Sample diluted due to surfactant content.

¹⁴Low TFT surrogate recovery due to matrix interference. ICV/CCV surrogate recovery shows the method to be in control.

¹⁵Low BFB surrogate recovery due to matrix interference. ICV/CCV surrogate recovery shows the method to be in control.

Analysis: TPH 418.1 Analytical Method: E 418.1 Prep Method: N/A
QC Batch: 14682 Date Analyzed: 2004-12-16 Analyzed By: DS
Prep Batch: 12974 Date Prepared: 2004-12-16 Prepared By: DS

Parameter	Flag	RL Result	Units	Dilution	RL
TRPHC		99.7	mg/Kg	1	10.0

Sample: 50519 - Remediated OCD Cell #11 Surface Soil

Analysis: BTEX Analytical Method: S 8021B Prep Method: S 5035
QC Batch: 14739 Date Analyzed: 2004-12-17 Analyzed By: MS
Prep Batch: 13024 Date Prepared: 2004-12-17 Prepared By: MS

Parameter	Flag	RL Result	Units	Dilution	RL
Benzene	¹⁶	<0.0500	mg/Kg	50	0.00100
Toluene		<0.0500	mg/Kg	50	0.00100
Ethylbenzene		<0.0500	mg/Kg	50	0.00100
Xylene		<0.0500	mg/Kg	50	0.00100

Surrogate	Flag	Result	Units	Dilution	Spike Amount	Percent Recovery	Recovery Limits
Trifluorotoluene (TFT)	¹⁷	0.835	mg/Kg	50	0.100	17	60.1 - 104
4-Bromofluorobenzene (4-BFB)	¹⁸	0.845	mg/Kg	50	0.100	17	63.1 - 105

Sample: 50519 - Remediated OCD Cell #11 Surface Soil

Analysis: TPH 418.1 Analytical Method: E 418.1 Prep Method: N/A
QC Batch: 14682 Date Analyzed: 2004-12-16 Analyzed By: DS
Prep Batch: 12974 Date Prepared: 2004-12-16 Prepared By: DS

Parameter	Flag	RL Result	Units	Dilution	RL
TRPHC		<10.0	mg/Kg	1	10.0

Sample: 50520 - Remediated OCD Cell #12 Surface Soil

Analysis: BTEX Analytical Method: S 8021B Prep Method: S 5035
QC Batch: 14739 Date Analyzed: 2004-12-17 Analyzed By: MS
Prep Batch: 13024 Date Prepared: 2004-12-17 Prepared By: MS

Parameter	Flag	RL Result	Units	Dilution	RL
Benzene		<0.0100	mg/Kg	10	0.00100
Toluene		<0.0100	mg/Kg	10	0.00100
Ethylbenzene		<0.0100	mg/Kg	10	0.00100

continued ...

¹⁶Sample diluted due to surfactant content.

¹⁷Low TFT surrogate recovery due to matrix interference. ICV/CCV surrogate recovery shows the method to be in control.

¹⁸Low BFB surrogate recovery due to matrix interference. ICV/CCV surrogate recovery shows the method to be in control.

sample 50520 continued...

Parameter	Flag	RL Result	Units	Dilution	RL
Xylene		<0.0100	mg/Kg	10	0.00100

Surrogate	Flag	Result	Units	Dilution	Spike Amount	Percent Recovery	Recovery Limits
Trifluorotoluene (TFT)		0.787	mg/Kg	10	0.100	79	60.1 - 104
4-Bromofluorobenzene (4-BFB)		0.773	mg/Kg	10	0.100	77	63.1 - 105

Sample: 50520 - Remediated OCD Cell #12 Surface Soil

Analysis: TPH 418.1 Analytical Method: E 418.1 Prep Method: N/A
 QC Batch: 14682 Date Analyzed: 2004-12-16 Analyzed By: DS
 Prep Batch: 12974 Date Prepared: 2004-12-16 Prepared By: DS

Parameter	Flag	RL Result	Units	Dilution	RL
TRPHC		27.2	mg/Kg	1	10.0

Sample: 50521 - Remediated OCD Cell #13 Surface Soil

Analysis: BTEX Analytical Method: S 8021B Prep Method: S 5035
 QC Batch: 14739 Date Analyzed: 2004-12-17 Analyzed By: MS
 Prep Batch: 13024 Date Prepared: 2004-12-17 Prepared By: MS

Parameter	Flag	RL Result	Units	Dilution	RL
Benzene	¹⁹	<0.0500	mg/Kg	50	0.00100
Toluene		<0.0500	mg/Kg	50	0.00100
Ethylbenzene		<0.0500	mg/Kg	50	0.00100
Xylene		<0.0500	mg/Kg	50	0.00100

Surrogate	Flag	Result	Units	Dilution	Spike Amount	Percent Recovery	Recovery Limits
Trifluorotoluene (TFT)	²⁰	0.875	mg/Kg	50	0.100	18	60.1 - 104
4-Bromofluorobenzene (4-BFB)	²¹	0.882	mg/Kg	50	0.100	18	63.1 - 105

Sample: 50521 - Remediated OCD Cell #13 Surface Soil

Analysis: TPH 418.1 Analytical Method: E 418.1 Prep Method: N/A
 QC Batch: 14682 Date Analyzed: 2004-12-16 Analyzed By: DS
 Prep Batch: 12974 Date Prepared: 2004-12-16 Prepared By: DS

continued...

¹⁹Sample diluted due to surfactant content.

²⁰Low TFT surrogate recovery due to matrix interference. ICV/CCV surrogate recovery shows the method to be in control.

²¹Low BFB surrogate recovery due to matrix interference. ICV/CCV surrogate recovery shows the method to be in control.

Sample 50521 continued ...

Parameter	Flag	RL Result	Units	Dilution	RL
Parameter	Flag	RL Result	Units	Dilution	RL
TRPHC		503	mg/Kg	1	10.0

Sample: 50522 - Remediated OCD Cell #14 Surface Soil

Analysis: BTEX Analytical Method: S 8021B Prep Method: S 5035
 QC Batch: 14739 Date Analyzed: 2004-12-17 Analyzed By: MS
 Prep Batch: 13024 Date Prepared: 2004-12-17 Prepared By: MS

Parameter	Flag	RL Result	Units	Dilution	RL
Benzene	²²	<0.0500	mg/Kg	50	0.00100
Toluene		<0.0500	mg/Kg	50	0.00100
Ethylbenzene		<0.0500	mg/Kg	50	0.00100
Xylene		<0.0500	mg/Kg	50	0.00100

Surrogate	Flag	Result	Units	Dilution	Spike Amount	Percent Recovery	Recovery Limits
Trifluorotoluene (TFT)	²³	0.840	mg/Kg	50	0.100	17	60.1 - 104
Bromofluorobenzene (4-BFB)	²⁴	0.843	mg/Kg	50	0.100	17	63.1 - 105

Sample: 50522 - Remediated OCD Cell #14 Surface Soil

Analysis: TPH 418.1 Analytical Method: E 418.1 Prep Method: N/A
 QC Batch: 14682 Date Analyzed: 2004-12-16 Analyzed By: DS
 Prep Batch: 12974 Date Prepared: 2004-12-16 Prepared By: DS

Parameter	Flag	RL Result	Units	Dilution	RL
TRPHC		242	mg/Kg	1	10.0

Method Blank (1) QC Batch: 14682

Parameter	Flag	Result	Units	RL
TRPHC		<10.0	mg/Kg	10

Method Blank (1) QC Batch: 14737

²²Sample diluted due to surfactant content.

²³Low TFT surrogate recovery due to matrix interference. ICV/CCV surrogate recovery shows the method to be in control.

²⁴Low BFB surrogate recovery due to matrix interference. ICV/CCV surrogate recovery shows the method to be in control.

Parameter	Flag	Result	Units	RL
Benzene		<0.0100	mg/Kg	0.001
Toluene		<0.0100	mg/Kg	0.001
Ethylbenzene		<0.0100	mg/Kg	0.001
Xylene		<0.0100	mg/Kg	0.001

Surrogate	Flag	Result	Units	Dilution	Spike Amount	Percent Recovery	Recovery Limits
Trifluorotoluene (TFT)		0.940	mg/Kg	10	0.100	94	74.5 - 114
4-Bromofluorobenzene (4-BFB)		0.699	mg/Kg	10	0.100	70	36.6 - 112

Method Blank (1) QC Batch: 14739

Parameter	Flag	Result	Units	RL
Benzene		<0.0100	mg/Kg	0.001
Toluene		<0.0100	mg/Kg	0.001
Ethylbenzene		<0.0100	mg/Kg	0.001
Xylene		<0.0100	mg/Kg	0.001

Surrogate	Flag	Result	Units	Dilution	Spike Amount	Percent Recovery	Recovery Limits
Trifluorotoluene (TFT)		0.931	mg/Kg	10	0.100	93	74.5 - 114
4-Bromofluorobenzene (4-BFB)		0.693	mg/Kg	10	0.100	69	36.6 - 112

Laboratory Control Spike (LCS-1) QC Batch: 14682

Param	LCS Result	LCSD Result	Units	Dil.	Spike Amount	Matrix Result	Rec.	RPD	Rec. Limit	RPD Limit
TRPHC	253	255	mg/Kg	1	250	<7.12	101	1	74 - 122	20

Percent recovery is based on the spike result. RPD is based on the spike and spike duplicate result.

Laboratory Control Spike (LCS-1) QC Batch: 14737

Param	LCS Result	LCSD Result	Units	Dil.	Spike Amount	Matrix Result	Rec.	RPD	Rec. Limit	RPD Limit
Benzene	0.936	0.945	mg/Kg	10	0.100	<0.0333	94	1	79.8 - 114	9.4
Toluene	0.918	0.933	mg/Kg	10	0.100	<0.0353	92	2	79.7 - 115	7.5
Ethylbenzene	0.958	0.975	mg/Kg	10	0.100	<0.0339	96	2	78.7 - 116	8
Xylene	2.70	2.76	mg/Kg	10	0.300	<0.103	90	2	78.7 - 118	7.9

Percent recovery is based on the spike result. RPD is based on the spike and spike duplicate result.

Surrogate	LCS Result	LCSD Result	Units	Dil.	Spike Amount	LCS Rec.	LCSD Rec.	Rec. Limit
Trifluorotoluene (TFT)	0.987	0.915	mg/Kg	10	0.100	99	92	76.6 - 114
4-Bromofluorobenzene (4-BFB)	0.932	0.889	mg/Kg	10	0.100	93	89	72.2 - 111

Laboratory Control Spike (LCS-1) QC Batch: 14739

Param	LCS Result	LCSD Result	Units	Dil.	Spike Amount	Matrix Result	Rec.	RPD	Rec. Limit	RPD Limit
Benzene	0.990	0.964	mg/Kg	10	0.100	<0.0333	99	3	79.8 - 114	9.4
Toluene	0.967	0.942	mg/Kg	10	0.100	<0.0353	97	3	79.7 - 115	7.5
Ethylbenzene	0.996	0.975	mg/Kg	10	0.100	<0.0339	100	2	78.7 - 116	8
Xylene	2.81	2.74	mg/Kg	10	0.300	<0.103	94	2	78.7 - 118	7.9

Percent recovery is based on the spike result. RPD is based on the spike and spike duplicate result.

Surrogate	LCS Result	LCSD Result	Units	Dil.	Spike Amount	LCS Rec.	LCSD Rec.	Rec. Limit
Trifluorotoluene (TFT)	0.986	0.948	mg/Kg	10	0.100	99	95	76.6 - 114
4-Bromofluorobenzene (4-BFB)	0.961	0.932	mg/Kg	10	0.100	96	93	72.2 - 111

Matrix Spike (MS-1) QC Batch: 14682 Spiked Sample: 50524

Param	MS Result	MSD Result	Units	Dil.	Spike Amount	Matrix Result	Rec.	RPD	Rec. Limit	RPD Limit
TRPHC	175	176	mg/Kg	1	250	<7.12	70	0	50 - 142	20

Percent recovery is based on the spike result. RPD is based on the spike and spike duplicate result.

Matrix Spike (MS-1) QC Batch: 14739 Spiked Sample: 50511

Param	MS Result	MSD Result	Units	Dil.	Spike Amount	Matrix Result	Rec.	RPD	Rec. Limit	RPD Limit
Benzene	²⁵²⁶ 0.752	0.744	mg/Kg	10	0.100	0.254	50	1	63.5 - 98.6	12
Toluene	²⁷²⁸ 0.783	0.763	mg/Kg	10	0.100	0.281	50	2	65.8 - 102	11.4
Ethylbenzene	²⁹³⁰ 0.854	0.842	mg/Kg	10	0.100	0.368	49	1	66.6 - 106	10.5
Xylene	³¹³² 2.42	2.39	mg/Kg	10	0.300	1.04	46	1	67.4 - 108	10.6

Percent recovery is based on the spike result. RPD is based on the spike and spike duplicate result.

Surrogate	MS Result	MSD Result	Units	Dil.	Spike Amount	MS Rec.	MSD Rec.	Rec. Limit
Trifluorotoluene (TFT)	0.796	0.784	mg/Kg	10	0.1	80	78	60.1 - 104
4-Bromofluorobenzene (4-BFB)	0.851	0.840	mg/Kg	10	0.1	85	84	63.1 - 105

Standard (ICV-1) QC Batch: 14682

Param	Flag	Units	CCVs True Conc.	CCVs Found Conc.	CCVs Percent Recovery	Percent Recovery Limits	Date Analyzed
TRPHC		mg/Kg	100	91.3	91	80 - 120	2004-12-16

Standard (CCV-1) QC Batch: 14682

²⁵Value and RPD falls within acceptable range. LCS/LCSD shows analysis to be under control.

²⁶Value and RPD falls within acceptable range. LCS/LCSD shows analysis to be under control.

²⁷Value and RPD falls within acceptable range. LCS/LCSD shows analysis to be under control.

²⁸Value and RPD falls within acceptable range. LCS/LCSD shows analysis to be under control.

²⁹Value and RPD falls within acceptable range. LCS/LCSD shows analysis to be under control.

³⁰Value and RPD falls within acceptable range. LCS/LCSD shows analysis to be under control.

³¹Value and RPD falls within acceptable range. LCS/LCSD shows analysis to be under control.

³²Value and RPD falls within acceptable range. LCS/LCSD shows analysis to be under control.

Param	Flag	Units	CCVs True Conc.	CCVs Found Conc.	CCVs Percent Recovery	Percent Recovery Limits	Date Analyzed
TRPHC		mg/Kg	100	91.5	92	80 - 120	2004-12-16

Standard (CCV-2) QC Batch: 14682

Param	Flag	Units	CCVs True Conc.	CCVs Found Conc.	CCVs Percent Recovery	Percent Recovery Limits	Date Analyzed
TRPHC		mg/Kg	100	91.2	91	80 - 120	2004-12-16

Standard (CCV-1) QC Batch: 14737

Param	Flag	Units	CCVs True Conc.	CCVs Found Conc.	CCVs Percent Recovery	Percent Recovery Limits	Date Analyzed
Benzene		mg/Kg	0.100	0.0948	95	85 - 115	2004-12-17
Toluene		mg/Kg	0.100	0.0938	94	85 - 115	2004-12-17
Ethylbenzene		mg/Kg	0.100	0.0981	98	85 - 115	2004-12-17
Xylene		mg/Kg	0.300	0.278	93	85 - 115	2004-12-17

Standard (CCV-2) QC Batch: 14737

Param	Flag	Units	CCVs True Conc.	CCVs Found Conc.	CCVs Percent Recovery	Percent Recovery Limits	Date Analyzed
Benzene		mg/Kg	0.100	0.0980	98	85 - 115	2004-12-17
Toluene		mg/Kg	0.100	0.0957	96	85 - 115	2004-12-17
Ethylbenzene		mg/Kg	0.100	0.0989	99	85 - 115	2004-12-17
Xylene		mg/Kg	0.300	0.279	93	85 - 115	2004-12-17

Standard (ICV-1) QC Batch: 14739

Param	Flag	Units	CCVs True Conc.	CCVs Found Conc.	CCVs Percent Recovery	Percent Recovery Limits	Date Analyzed
Benzene		mg/Kg	0.100	0.0982	98	85 - 115	2004-12-17
Toluene		mg/Kg	0.100	0.0959	96	85 - 115	2004-12-17
Ethylbenzene		mg/Kg	0.100	0.0990	99	85 - 115	2004-12-17
Xylene		mg/Kg	0.300	0.278	93	85 - 115	2004-12-17

Standard (CCV-1) QC Batch: 14739

Param	Flag	Units	CCVs True Conc.	CCVs Found Conc.	CCVs Percent Recovery	Percent Recovery Limits	Date Analyzed
Benzene		mg/Kg	0.100	0.0971	97	85 - 115	2004-12-17
Toluene		mg/Kg	0.100	0.0952	95	85 - 115	2004-12-17
Ethylbenzene		mg/Kg	0.100	0.0986	99	85 - 115	2004-12-17
Xylene		mg/Kg	0.300	0.278	93	85 - 115	2004-12-17

Page 1 of 1

CHAIN-OF-CUSTODY AND ANALYSIS REQUEST

LAB Order ID # 4121406

ANALYSIS REQUEST
(Circle or Specify Method No.)

<input type="checkbox"/>	PAH 8270C	
<input type="checkbox"/>	Total Metals Ag As Ba Cd Cr Pb Se Hg 80108/2007	
<input type="checkbox"/>	TCLP Metals Ag As Ba Cd Cr Pb Se Hg	
<input type="checkbox"/>	TCLP Volatiles	
<input type="checkbox"/>	TCLP Semivoliles	
<input type="checkbox"/>	TCLP Pesticides	
<input type="checkbox"/>	ACI	
<input type="checkbox"/>	GCMS Vol 82608/624	
<input type="checkbox"/>	GCMS Sem Vol 8270C/825	
<input type="checkbox"/>	PCB's 8082/608	
<input type="checkbox"/>	Pesticides 8081A/608	
<input type="checkbox"/>	BOD TSS pH	
<input type="checkbox"/>	Turn Around Time if different from standard	

LAB USE ONLY

Intact Y N

Headspace Y N

Temp 30

Log-in Review NA

REMARKS: Bill Gandy Marley dir. by
For Analysis Co. to please send
Copy of Results to CMB
P.O. Box 2300 Roswell, NM 88203-2300
Dr. emil @ Carbesville @ Sta. 1000

Check if Special Reporting
Limits Are Needed

Carrier # ITN WTD 903-293-0236

6701 Aberdeen Avenue, Ste. 9
Lubbock, Texas 79424
Tel (806) 794-1236
Fax (806) 794-1236
1 (800) 378-1236

TraceAnalysis, Inc.

Company Name: Gandy Marley Inc.
Phone #: 505-347-0434

Address: PO Box 1658 Roswell NM 88203-1658
Fax #: 505-347-0434

Contact Person: Mike Marley or Larry Gandy

Project Name: Gandy Marley Land Farm
Project Location: Chaves Co. NM, Sec 4.5, 8, 9 T.11.S 8.9E.

Sampler Signature: [Signature]

LAB # (LAB USE ONLY)	FIELD CODE	# CONTAINERS	Volume/Amount	MATRIX			PRESERVATIVE METHOD					SAMPLING		
				WATER	SOIL	AIR	SLUDGE	HCl	HNO ₃	H ₂ SO ₄	NaOH	ICE	NONE	DATE
50512	900 Cell #1 Remediated Surface Soil	2	4oz	X								X	12/16/04	1445
13	900 Cell #2 Remediated Surface Soil	2	4oz	X								X	12/16/04	1510
14	900 Cell #3 Remediated Surface Soil	2	4oz	X								X	12/16/04	1530
15	900 Cell #4 Remediated Surface Soil	2	4oz	X								X	12/16/04	1610
16	900 Cell #5 Remediated Surface Soil	2	4oz	X								X	12/16/04	1650
17	900 Cell #6 Remediated Surface Soil	2	4oz	X								X	12/16/04	1715
18	900 Cell #7 Remediated Surface Soil	2	4oz	X								X	12/16/04	1755
19	900 Cell #8 Remediated Surface Soil	2	4oz	X								X	12/16/04	1835
20	900 Cell #9 Remediated Surface Soil	2	4oz	X								X	12/16/04	1915
21	900 Cell #10 Remediated Surface Soil	2	4oz	X								X	12/16/04	1955

Received by: [Signature] Date: 12/16/04 Time: 10:18

Relinquished by: [Signature] Date: 12/16/04 Time: 10:44

Submittal of samples constitutes agreement to Terms and Conditions listed on reverse side of C.O.C.

ORIGINAL COPY

M # 505-399-5771

505-399-4960

6701 Aberdeen Avenue, Ste. 9
Lubbock, Texas 79424
Tel (806) 794-1296
Fax (806) 794-1298
1 (800) 378-1296

Trace Analysis, Inc.

Company Name: Gandy Marley Inc.

Address: 155 McCutcheon, Suite H
El Paso, Texas 79932
Tel (915) 585-3443
Fax (915) 585-4944
1 (888) 588-3443

Phone #: 505-347-0434

Fax #: 505-347-0435

Contact Person: Mike Marley or Larry Gandy

Project #: Remediated Surface Soil Sampling

Project Location: Charles Co NM, Sec. 4, S. 8, E. 7, N. 5, R. 3E.

Project Name: Gandy Marley Landforms

Sampler Signature: [Signature]

CHAIN-OF-CUSTODY AND ANALYSIS REQUEST

LAB Order ID: 412140

ANALYSIS REQUEST

(Circle or Specify Method No.)

MTBE 8021B/602	<input checked="" type="checkbox"/>
BTEX 9021B/602	<input checked="" type="checkbox"/>
PH 218, TX 1005	<input checked="" type="checkbox"/>
PAH 8270C	<input checked="" type="checkbox"/>
Total Metals Ag As Ba Cd Cr Pb Se Hg 60108/200.7	<input checked="" type="checkbox"/>
TCLP Metals Ag As Ba Cd Cr Pb Se Hg	<input checked="" type="checkbox"/>
TCLP Volatiles	<input checked="" type="checkbox"/>
TCLP Semi Volatiles	<input checked="" type="checkbox"/>
TCLP Pesticides	<input checked="" type="checkbox"/>
RCI	<input checked="" type="checkbox"/>
GC/MS Vol. 8260B/624	<input checked="" type="checkbox"/>
GC/MS Semi. Vol. 8270C/625	<input checked="" type="checkbox"/>
PCBs 8082/608	<input checked="" type="checkbox"/>
Pesticides 8081A/608	<input checked="" type="checkbox"/>
BOD, TSS, pH	<input checked="" type="checkbox"/>

REMARKS: Bill Gandy Marley directly for Analysis Co. Please send copy of results to CMB P Box 2304 Rowell, WA 98602-2304 or email @ Cmbenvia@aol.com

LAB USE ONLY

Imp: []
Resubmit: []
Term: []
Log: []
Review: []
MRE

Check if Special Reporting Limits Are Needed

LAB # (LAB USE ONLY)	FIELD CODE	# CONTAINERS	Volume/Amount	MATRIX					PRESERVATIVE METHOD					SAMPLING			
				WATER	SOIL	AIR	SLUDGE	HCl	HNO ₃	H ₂ SO ₄	NaOH	ICE	NONE	DATE	TIME		
	050 Cell #1	2	4oz	X								X				12/10/04	1445
	Remediated Surface Soil																
	050 Cell #2	2	4oz	X								X				12/10/04	1510
	Remediated Surface Soil																
	050 Cell #3	2	4oz	X								X				12/10/04	1530
	Remediated Surface Soil																
	050 Cell #4	2	4oz	X								X				12/10/04	1610
	Remediated Surface Soil																
	050 Cell #5	2	4oz	X								X				12/11/04	1050
	Remediated Surface Soil																
	050 Cell #6	2	4oz	X								X				12/10/04	1115
	Remediated Surface Soil																
	050 Cell #7	2	4oz	X								X				12/10/04	1135
	Remediated Surface Soil																
	050 Cell #8	2	4oz	X								X				12/10/04	1155
	Remediated Surface Soil																
	050 Cell #9	2	4oz	X								X				12/10/04	1211
	Remediated Surface Soil																
	050 Cell #10	2	4oz	X								X				12/10/04	1235
	Remediated Surface Soil																
	050 Cell #11	2	4oz	X								X				12/10/04	1255
	Remediated Surface Soil																
	050 Cell #12	2	4oz	X								X				12/10/04	1311
	Remediated Surface Soil																
	050 Cell #13	2	4oz	X								X				12/10/04	1335
	Remediated Surface Soil																
	050 Cell #14	2	4oz	X								X				12/10/04	1355
	Remediated Surface Soil																

Received by: [Signature] Date: 12/13/04 Time: 10:44

Received by: _____ Date: _____ Time: _____

Received by: _____ Date: _____ Time: _____

Received by: _____ Date: _____ Time: _____

Summary Report

Larry Gandy
 Gandy Marley Inc.
 Box 1658
 Roswell, NM 88202

Report Date: December 30, 2004

Work Order: 4121407

Project Location: Sec4,Sec5,Sec8,Sec9 T.11.SR.31E
 Project Name: Gandy Marley Land Farm
 Project Number: Annual Sampling (NM-711-1-0020)

Sample	Description	Matrix	Date Taken	Time Taken	Date Received
50523	OCD Cell #1	soil	2004-12-10	14:25	2004-12-14
50524	OCD Cell #2	soil	2004-12-10	15:02	2004-12-14
50525	OCD Cell #3	soil	2004-12-10	15:25	2004-12-14
50526	OCD Cell #4	soil	2004-12-10	16:00	2004-12-14
50527	OCD Cell #5	soil	2004-12-11	09:51	2004-12-14
50528	OCD Cell #6	soil	2004-12-11	10:04	2004-12-14
50529	OCD Cell #7	soil	2004-12-11	10:18	2004-12-14
50530	OCD Cell #8	soil	2004-12-11	10:42	2004-12-14
50531	OCD Cell #9	soil	2004-12-11	11:08	2004-12-14
50532	OCD Cell #10	soil	2004-12-11	11:28	2004-12-14
50533	OCD Cell #11	soil	2004-12-11	11:35	2004-12-14
50534	OCD Cell #12	soil	2004-12-11	12:07	2004-12-14
50535	OCD Cell #13	soil	2004-12-11	12:28	2004-12-14
50536	OCD Cell #14	soil	2004-12-11	12:50	2004-12-14
50537	OCD Cell #15	soil	2004-12-11	13:25	2004-12-14

Sample - Field Code	BTEX				TPH 418.1 TRPHC (mg/Kg)
	Benzene (mg/Kg)	Toluene (mg/Kg)	Ethylbenzene (mg/Kg)	Xylene (mg/Kg)	
50523 - OCD Cell #1	<0.0100	<0.0100	<0.0100	<0.0100	<10.0
50524 - OCD Cell #2	<0.0100	<0.0100	<0.0100	<0.0100	<10.0
50525 - OCD Cell #3	<0.0100	<0.0100	<0.0100	<0.0100	<10.0
50526 - OCD Cell #4	<0.0100	<0.0100	<0.0100	<0.0100	<10.0
50527 - OCD Cell #5	<0.0100	<0.0100	<0.0100	<0.0100	<10.0
50528 - OCD Cell #6	<0.0100	<0.0100	<0.0100	<0.0100	<10.0
50529 - OCD Cell #7	<0.0100	<0.0100	<0.0100	<0.0100	<10.0
50530 - OCD Cell #8	<0.0100	<0.0100	<0.0100	<0.0100	<10.0
50531 - OCD Cell #9	<0.0100	<0.0100	<0.0100	<0.0100	<10.0
50532 - OCD Cell #10	<0.0100	<0.0100	<0.0100	<0.0100	<10.0
50533 - OCD Cell #11	<0.0100	<0.0100	<0.0100	0.0106	<10.0
50534 - OCD Cell #12	<0.0100	<0.0100	<0.0100	<0.0100	<10.0
50535 - OCD Cell #13	<0.0100	<0.0100	<0.0100	<0.0100	<10.0
50536 - OCD Cell #14	<0.0100	<0.0100	<0.0100	<0.0100	<10.0
50537 - OCD Cell #15	<0.0100	<0.0100	<0.0100	<0.0100	<10.0

Sample: 50523 - OCD Cell #1

Param	Flag	Result	Units	RL
Hydroxide Alkalinity		<1.00	mg/Kg as CaCo3	1.00
Carbonate Alkalinity		<1.00	mg/Kg as CaCo3	1.00
Bicarbonate Alkalinity		60.0	mg/Kg as CaCo3	4.00
Total Alkalinity		60.0	mg/Kg as CaCo3	4.00
Total Calcium		98200	mg/Kg	50.0
Chloride		33.4	mg/Kg	1.00
Specific Conductance		732	µMHOS/cm	0.00
Total Potassium		2360	mg/Kg	50.0
Total Magnesium		4130	mg/Kg	50.0
Total Sodium		487	mg/Kg	50.0
pH		8.37	s.u.	0.00
Sulfate		217	mg/Kg	2.00
TCLP Silver		<0.125	mg/L	0.125
TCLP Arsenic		<0.100	mg/L	0.100
TCLP Barium		2.26	mg/L	0.100
TCLP Cadmium		<0.0500	mg/L	0.0500
TCLP Chromium		<0.100	mg/L	0.100
TCLP Mercury		<0.0100	mg/L	0.0100
TCLP Lead		<0.100	mg/L	0.100
TCLP Selenium		<0.500	mg/L	0.500

Sample: 50524 - OCD Cell #2

Param	Flag	Result	Units	RL
Hydroxide Alkalinity		<1.00	mg/Kg as CaCo3	1.00
Carbonate Alkalinity		<1.00	mg/Kg as CaCo3	1.00
Bicarbonate Alkalinity		80.0	mg/Kg as CaCo3	4.00
Total Alkalinity		80.0	mg/Kg as CaCo3	4.00
Total Calcium		13500	mg/Kg	50.0
Chloride		28.0	mg/Kg	1.00
Specific Conductance		568	µMHOS/cm	0.00
Total Potassium		2810	mg/Kg	50.0
Total Magnesium		3630	mg/Kg	50.0
Total Sodium		762	mg/Kg	50.0
pH		8.50	s.u.	0.00
Sulfate		85.7	mg/Kg	2.00
TCLP Silver		<0.125	mg/L	0.125
TCLP Arsenic		<0.100	mg/L	0.100
TCLP Barium		2.18	mg/L	0.100
TCLP Cadmium		<0.0500	mg/L	0.0500
TCLP Chromium		<0.100	mg/L	0.100
TCLP Mercury		<0.0100	mg/L	0.0100
TCLP Lead		<0.100	mg/L	0.100
TCLP Selenium		<0.500	mg/L	0.500

Sample: 50525 - OCD Cell #3

Param	Flag	Result	Units	RL
Hydroxide Alkalinity		<1.00	mg/Kg as CaCo3	1.00
Carbonate Alkalinity		<1.00	mg/Kg as CaCo3	1.00
Bicarbonate Alkalinity		46.0	mg/Kg as CaCo3	4.00
Total Alkalinity		46.0	mg/Kg as CaCo3	4.00

continued...

sample 50525 continued ...

Param	Flag	Result	Units	RL
Total Calcium		6300	mg/Kg	50.0
Chloride		29.0	mg/Kg	1.00
Specific Conductance		898	µMHOS/cm	0.00
Total Potassium		1900	mg/Kg	50.0
Total Magnesium		2830	mg/Kg	50.0
Total Sodium		158	mg/Kg	50.0
pH		8.24	s.u.	0.00
Sulfate		359	mg/Kg	2.00
TCLP Silver		<0.125	mg/L	0.125
TCLP Arsenic		<0.100	mg/L	0.100
TCLP Barium		1.67	mg/L	0.100
TCLP Cadmium		<0.0500	mg/L	0.0500
TCLP Chromium		<0.100	mg/L	0.100
TCLP Mercury		<0.0100	mg/L	0.0100
TCLP Lead		<0.100	mg/L	0.100
TCLP Selenium		<0.500	mg/L	0.500

Sample: 50526 - OCD Cell #4

Param	Flag	Result	Units	RL
Hydroxide Alkalinity		<1.00	mg/Kg as CaCo3	1.00
Carbonate Alkalinity		<1.00	mg/Kg as CaCo3	1.00
Bicarbonate Alkalinity		154	mg/Kg as CaCo3	4.00
Total Alkalinity		154	mg/Kg as CaCo3	4.00
Total Calcium		42500	mg/Kg	50.0
Chloride		372	mg/Kg	1.00
Specific Conductance		1920	µMHOS/cm	0.00
Total Potassium		1470	mg/Kg	50.0
Total Magnesium		1840	mg/Kg	50.0
Total Sodium		1370	mg/Kg	50.0
pH		8.74	s.u.	0.00
Sulfate		452	mg/Kg	2.00
TCLP Silver		<0.125	mg/L	0.125
TCLP Arsenic		<0.100	mg/L	0.100
TCLP Barium		1.91	mg/L	0.100
TCLP Cadmium		<0.0500	mg/L	0.0500
TCLP Chromium		<0.100	mg/L	0.100
TCLP Mercury		<0.0100	mg/L	0.0100
TCLP Lead		<0.100	mg/L	0.100
TCLP Selenium		<0.500	mg/L	0.500

Sample: 50527 - OCD Cell #5

Param	Flag	Result	Units	RL
Hydroxide Alkalinity		<1.00	mg/Kg as CaCo3	1.00
Carbonate Alkalinity		<1.00	mg/Kg as CaCo3	1.00
Bicarbonate Alkalinity		44.0	mg/Kg as CaCo3	4.00
Total Alkalinity		44.0	mg/Kg as CaCo3	4.00
Total Calcium		221000	mg/Kg	50.0
Chloride		11.6	mg/Kg	1.00

continued ...

sample 50527 continued ...

Param	Flag	Result	Units	RL
Specific Conductance		289	µMHOS/cm	0.00
Total Potassium		1010	mg/Kg	50.0
Total Magnesium		2220	mg/Kg	50.0
Total Sodium		208	mg/Kg	50.0
pH		8.49	s.u.	0.00
Sulfate		73.6	mg/Kg	2.00
TCLP Silver		<0.125	mg/L	0.125
TCLP Arsenic		<0.100	mg/L	0.100
TCLP Barium		2.51	mg/L	0.100
TCLP Cadmium		<0.0500	mg/L	0.0500
TCLP Chromium		<0.100	mg/L	0.100
TCLP Mercury		<0.0100	mg/L	0.0100
TCLP Lead		<0.100	mg/L	0.100
TCLP Selenium		<0.500	mg/L	0.500

Sample: 50528 - OCD Cell #6

Param	Flag	Result	Units	RL
Hydroxide Alkalinity		<1.00	mg/Kg as CaCo3	1.00
Carbonate Alkalinity		<1.00	mg/Kg as CaCo3	1.00
Bicarbonate Alkalinity		56.0	mg/Kg as CaCo3	4.00
Total Alkalinity		56.0	mg/Kg as CaCo3	4.00
Total Calcium		78000	mg/Kg	50.0
Chloride		65.5	mg/Kg	1.00
Specific Conductance		1090	µMHOS/cm	0.00
Total Potassium		2780	mg/Kg	50.0
Total Magnesium		6610	mg/Kg	50.0
Total Sodium		738	mg/Kg	50.0
pH		8.29	s.u.	0.00
Sulfate		417	mg/Kg	2.00
TCLP Silver		<0.125	mg/L	0.125
TCLP Arsenic		<0.100	mg/L	0.100
TCLP Barium		1.81	mg/L	0.100
TCLP Cadmium		<0.0500	mg/L	0.0500
TCLP Chromium		<0.100	mg/L	0.100
TCLP Mercury		<0.0100	mg/L	0.0100
TCLP Lead		<0.100	mg/L	0.100
TCLP Selenium		<0.500	mg/L	0.500

Sample: 50529 - OCD Cell #7

Param	Flag	Result	Units	RL
Hydroxide Alkalinity		<1.00	mg/Kg as CaCo3	1.00
Carbonate Alkalinity		<1.00	mg/Kg as CaCo3	1.00
Bicarbonate Alkalinity		58.0	mg/Kg as CaCo3	4.00
Total Alkalinity		58.0	mg/Kg as CaCo3	4.00
Total Calcium		88500	mg/Kg	50.0
Chloride		10.5	mg/Kg	1.00
Specific Conductance		375	µMHOS/cm	0.00
Total Potassium		2110	mg/Kg	50.0

continued ...

sample 50529 continued ...

Param	Flag	Result	Units	RL
Total Magnesium		3310	mg/Kg	50.0
Total Sodium		207	mg/Kg	50.0
pH		8.36	s.u.	0.00
Sulfate		94.2	mg/Kg	2.00
TCLP Silver		<0.125	mg/L	0.125
TCLP Arsenic		<0.100	mg/L	0.100
TCLP Barium		2.51	mg/L	0.100
TCLP Cadmium		<0.0500	mg/L	0.0500
TCLP Chromium		<0.100	mg/L	0.100
TCLP Mercury		<0.0100	mg/L	0.0100
TCLP Lead		<0.100	mg/L	0.100
TCLP Selenium		<0.500	mg/L	0.500

Sample: 50530 - OCD Cell #8

Param	Flag	Result	Units	RL
Hydroxide Alkalinity		<1.00	mg/Kg as CaCo3	1.00
Carbonate Alkalinity		<1.00	mg/Kg as CaCo3	1.00
Bicarbonate Alkalinity		50.0	mg/Kg as CaCo3	4.00
Total Alkalinity		50.0	mg/Kg as CaCo3	4.00
Total Calcium		40500	mg/Kg	50.0
Chloride		89.3	mg/Kg	1.00
Specific Conductance		1150	µMHOS/cm	0.00
Total Potassium		2920	mg/Kg	50.0
Total Magnesium		6630	mg/Kg	50.0
Total Sodium		718	mg/Kg	50.0
pH		8.24	s.u.	0.00
Sulfate		446	mg/Kg	2.00
TCLP Silver		<0.125	mg/L	0.125
TCLP Arsenic		<0.100	mg/L	0.100
TCLP Barium		1.90	mg/L	0.100
TCLP Cadmium		<0.0500	mg/L	0.0500
TCLP Chromium		<0.100	mg/L	0.100
TCLP Mercury		<0.0100	mg/L	0.0100
TCLP Lead		<0.100	mg/L	0.100
TCLP Selenium		<0.500	mg/L	0.500

Sample: 50531 - OCD Cell #9

Param	Flag	Result	Units	RL
Hydroxide Alkalinity		<1.00	mg/Kg as CaCo3	1.00
Carbonate Alkalinity		<1.00	mg/Kg as CaCo3	1.00
Bicarbonate Alkalinity		53.3	mg/Kg as CaCo3	4.00
Total Alkalinity		53.3	mg/Kg as CaCo3	4.00
Total Calcium		13200	mg/Kg	50.0
Chloride		356	mg/Kg	1.00
Specific Conductance		1140	µMHOS/cm	0.00
Total Potassium		1300	mg/Kg	50.0
Total Magnesium		3080	mg/Kg	50.0
Total Sodium		218	mg/Kg	50.0

continued ...

sample 50531 continued ...

Param	Flag	Result	Units	RL
pH		8.14	s.u.	0.00
Sulfate		46.8	mg/Kg	2.00
TCLP Silver		<0.125	mg/L	0.125
TCLP Arsenic		<0.100	mg/L	0.100
TCLP Barium		3.05	mg/L	0.100
TCLP Cadmium		<0.0500	mg/L	0.0500
TCLP Chromium		<0.100	mg/L	0.100
TCLP Mercury		<0.0100	mg/L	0.0100
TCLP Lead		<0.100	mg/L	0.100
TCLP Selenium		<0.500	mg/L	0.500

Sample: 50532 - OCD Cell #10

Param	Flag	Result	Units	RL
Hydroxide Alkalinity		<1.00	mg/Kg as CaCo3	1.00
Carbonate Alkalinity		5.00	mg/Kg as CaCo3	1.00
Bicarbonate Alkalinity		90.0	mg/Kg as CaCo3	4.00
Total Alkalinity		95.0	mg/Kg as CaCo3	4.00
Total Calcium		79400	mg/Kg	50.0
Chloride		183	mg/Kg	1.00
Specific Conductance		821	µMHOS/cm	0.00
Total Potassium		2160	mg/Kg	50.0
Total Magnesium		6120	mg/Kg	50.0
Total Sodium		772	mg/Kg	50.0
pH		8.76	s.u.	0.00
Sulfate		44.8	mg/Kg	2.00
TCLP Silver		<0.125	mg/L	0.125
TCLP Arsenic		<0.100	mg/L	0.100
TCLP Barium		2.77	mg/L	0.100
TCLP Cadmium		<0.0500	mg/L	0.0500
TCLP Chromium		<0.100	mg/L	0.100
TCLP Mercury		<0.0100	mg/L	0.0100
TCLP Lead		<0.100	mg/L	0.100
TCLP Selenium		<0.500	mg/L	0.500

Sample: 50533 - OCD Cell #11

Param	Flag	Result	Units	RL
Hydroxide Alkalinity		<1.00	mg/Kg as CaCo3	1.00
Carbonate Alkalinity		<1.00	mg/Kg as CaCo3	1.00
Bicarbonate Alkalinity		48.0	mg/Kg as CaCo3	4.00
Total Alkalinity		48.0	mg/Kg as CaCo3	4.00
Total Calcium		124000	mg/Kg	50.0
Chloride		80.5	mg/Kg	1.00
Specific Conductance		471	µMHOS/cm	0.00
Total Potassium		1620	mg/Kg	50.0
Total Magnesium		4060	mg/Kg	50.0
Total Sodium		663	mg/Kg	50.0
pH		8.42	s.u.	0.00
Sulfate		67.1	mg/Kg	2.00

continued ...

sample 50533 continued ...

Param	Flag	Result	Units	RL
TCLP Silver		<0.125	mg/L	0.125
TCLP Arsenic		<0.100	mg/L	0.100
TCLP Barium		2.29	mg/L	0.100
TCLP Cadmium		<0.0500	mg/L	0.0500
TCLP Chromium		<0.100	mg/L	0.100
TCLP Mercury		<0.0100	mg/L	0.0100
TCLP Lead		<0.100	mg/L	0.100
TCLP Selenium		<0.500	mg/L	0.500

Sample: 50534 - OCD Cell #12

Param	Flag	Result	Units	RL
Hydroxide Alkalinity		<1.00	mg/Kg as CaCo3	1.00
Carbonate Alkalinity		<1.00	mg/Kg as CaCo3	1.00
Bicarbonate Alkalinity		55.0	mg/Kg as CaCo3	4.00
Total Alkalinity		55.0	mg/Kg as CaCo3	4.00
Total Calcium		41900	mg/Kg	50.0
Chloride		12.5	mg/Kg	1.00
Specific Conductance		577	µMHOS/cm	0.00
Total Potassium		2050	mg/Kg	50.0
Total Magnesium		3070	mg/Kg	50.0
Total Sodium		167	mg/Kg	50.0
pH		8.27	s.u.	0.00
Sulfate		270	mg/Kg	2.00
TCLP Silver		<0.125	mg/L	0.125
TCLP Arsenic		<0.100	mg/L	0.100
TCLP Barium		2.17	mg/L	0.100
TCLP Cadmium		<0.0500	mg/L	0.0500
TCLP Chromium		<0.100	mg/L	0.100
TCLP Mercury		<0.0100	mg/L	0.0100
TCLP Lead		<0.100	mg/L	0.100
TCLP Selenium		<0.500	mg/L	0.500

Sample: 50535 - OCD Cell #13

Param	Flag	Result	Units	RL
Hydroxide Alkalinity		<1.00	mg/Kg as CaCo3	1.00
Carbonate Alkalinity		<1.00	mg/Kg as CaCo3	1.00
Bicarbonate Alkalinity		50.0	mg/Kg as CaCo3	4.00
Total Alkalinity		50.0	mg/Kg as CaCo3	4.00
Total Calcium		32700	mg/Kg	50.0
Chloride		372	mg/Kg	1.00
Specific Conductance		1330	µMHOS/cm	0.00
Total Potassium		1900	mg/Kg	50.0
Total Magnesium		3200	mg/Kg	50.0
Total Sodium		206	mg/Kg	50.0
pH		8.14	s.u.	0.00
Sulfate		58.0	mg/Kg	2.00
TCLP Silver		<0.125	mg/L	0.125
TCLP Arsenic		<0.100	mg/L	0.100

continued ...

sample 50535 continued ...

Param	Flag	Result	Units	RL
TCLP Barium		2.40	mg/L	0.100
TCLP Cadmium		<0.0500	mg/L	0.0500
TCLP Chromium		<0.100	mg/L	0.100
TCLP Mercury		<0.0100	mg/L	0.0100
TCLP Lead		<0.100	mg/L	0.100
TCLP Selenium		<0.500	mg/L	0.500

Sample: 50536 - OCD Cell #14

Param	Flag	Result	Units	RL
Hydroxide Alkalinity		<1.00	mg/Kg as CaCo3	1.00
Carbonate Alkalinity		<1.00	mg/Kg as CaCo3	1.00
Bicarbonate Alkalinity		62.0	mg/Kg as CaCo3	4.00
Total Alkalinity		62.0	mg/Kg as CaCo3	4.00
Total Calcium		86400	mg/Kg	50.0
Chloride		46.1	mg/Kg	1.00
Specific Conductance		323	µMHOS/cm	0.00
Total Potassium		1450	mg/Kg	50.0
Total Magnesium		3380	mg/Kg	50.0
Total Sodium		365	mg/Kg	50.0
pH		8.78	s.u.	0.00
Sulfate		43.6	mg/Kg	2.00
TCLP Silver		<0.125	mg/L	0.125
TCLP Arsenic		<0.100	mg/L	0.100
TCLP Barium		2.89	mg/L	0.100
TCLP Cadmium		<0.0500	mg/L	0.0500
TCLP Chromium		<0.100	mg/L	0.100
TCLP Mercury		<0.0100	mg/L	0.0100
TCLP Lead		<0.100	mg/L	0.100
TCLP Selenium		<0.500	mg/L	0.500

Sample: 50537 - OCD Cell #15

Param	Flag	Result	Units	RL
Hydroxide Alkalinity		<1.00	mg/Kg as CaCo3	1.00
Carbonate Alkalinity		<1.00	mg/Kg as CaCo3	1.00
Bicarbonate Alkalinity		43.0	mg/Kg as CaCo3	4.00
Total Alkalinity		43.0	mg/Kg as CaCo3	4.00
Total Calcium		8060	mg/Kg	50.0
Chloride		93.7	mg/Kg	1.00
Specific Conductance		489	µMHOS/cm	0.00
Total Potassium		1800	mg/Kg	50.0
Total Magnesium		2040	mg/Kg	50.0
Total Sodium		121	mg/Kg	50.0
pH		8.25	s.u.	0.00
Sulfate		31.5	mg/Kg	2.00
TCLP Silver		<0.125	mg/L	0.125
TCLP Arsenic		<0.100	mg/L	0.100
TCLP Barium		2.33	mg/L	0.100
TCLP Cadmium		<0.0500	mg/L	0.0500

continued ...

sample 50597 continued ...

Param	Flag	Result	Units	RL
TCLP Chromium		<0.100	mg/L	0.100
TCLP Mercury		<0.0100	mg/L	0.0100
TCLP Lead		<0.100	mg/L	0.100
TCLP Selenium		<0.500	mg/L	0.500



6701 Aberdeen Avenue, Suite 9 Lubbock, Texas 79424 800•378•1296 806•794•1296 FAX 806•794•1298
155 McCutcheon, Suite H El Paso, Texas 79932 888•588•3443 915•585•3443 FAX 915•585•4944
E-Mail: lab@traceanalysis.com

Analytical and Quality Control Report

Larry Gandy
Gandy Marley Inc.
Box 1658
Roswell, NM 88202

Report Date: December 30, 2004

Work Order: 4121407


Project Location: Sec4,Sec5,Sec8,Sec9 T.11.SR.31E
Project Name: Gandy Marley Land Farm
Project Number: Annual Sampling (NM-711-1-0020)

Enclosed are the Analytical Report and Quality Control Report for the following sample(s) submitted to TraceAnalysis, Inc.

Sample	Description	Matrix	Date Taken	Time Taken	Date Received
50523	OCD Cell #1	soil	2004-12-10	14:25	2004-12-14
50524	OCD Cell #2	soil	2004-12-10	15:02	2004-12-14
50525	OCD Cell #3	soil	2004-12-10	15:25	2004-12-14
50526	OCD Cell #4	soil	2004-12-10	16:00	2004-12-14
50527	OCD Cell #5	soil	2004-12-11	09:51	2004-12-14
50528	OCD Cell #6	soil	2004-12-11	10:04	2004-12-14
50529	OCD Cell #7	soil	2004-12-11	10:18	2004-12-14
50530	OCD Cell #8	soil	2004-12-11	10:42	2004-12-14
50531	OCD Cell #9	soil	2004-12-11	11:08	2004-12-14
50532	OCD Cell #10	soil	2004-12-11	11:28	2004-12-14
50533	OCD Cell #11	soil	2004-12-11	11:35	2004-12-14
50534	OCD Cell #12	soil	2004-12-11	12:07	2004-12-14
50535	OCD Cell #13	soil	2004-12-11	12:28	2004-12-14
50536	OCD Cell #14	soil	2004-12-11	12:50	2004-12-14
50537	OCD Cell #15	soil	2004-12-11	13:25	2004-12-14

These results represent only the samples received in the laboratory. The Quality Control Report is generated on a batch basis. All information contained in this report is for the analytical batch(es) in which your sample(s) were analyzed.

This report consists of a total of 75 pages and shall not be reproduced except in its entirety, without written approval of TraceAnalysis, Inc.


Dr. Blair Leftwich, Director

Analytical Report

Sample: 50523 - OCD Cell #1

Analysis: Alkalinity	Analytical Method: SM 2320B	Prep Method: N/A
QC Batch: 14967	Date Analyzed: 2004-12-27	Analyzed By: RS
Prep Batch: 13172	Date Prepared: 2004-12-27	Prepared By: RS

Parameter	Flag	RL Result	Units	Dilution	RL
Hydroxide Alkalinity		<1.00	mg/Kg as CaCo3	1	1.00
Carbonate Alkalinity		<1.00	mg/Kg as CaCo3	1	1.00
Bicarbonate Alkalinity		60.0	mg/Kg as CaCo3	1	4.00
Total Alkalinity		60.0	mg/Kg as CaCo3	1	4.00

Sample: 50523 - OCD Cell #1

Analysis: BTEX	Analytical Method: S 8021B	Prep Method: S 5035
QC Batch: 14739	Date Analyzed: 2004-12-17	Analyzed By: MS
Prep Batch: 13024	Date Prepared: 2004-12-17	Prepared By: MS

Parameter	Flag	RL Result	Units	Dilution	RL
Benzene		<0.0100	mg/Kg	10	0.00100
Toluene		<0.0100	mg/Kg	10	0.00100
Ethylbenzene		<0.0100	mg/Kg	10	0.00100
Xylene		<0.0100	mg/Kg	10	0.00100

Surrogate	Flag	Result	Units	Dilution	Spike Amount	Percent Recovery	Recovery Limits
Trifluorotoluene (TFT)		0.834	mg/Kg	10	0.100	83	60.1 - 104
4-Bromofluorobenzene (4-BFB)		0.842	mg/Kg	10	0.100	84	63.1 - 105

Sample: 50523 - OCD Cell #1

Analysis: Ca, Total	Analytical Method: S 6010B	Prep Method: S 3050B
QC Batch: 14950	Date Analyzed: 2004-12-27	Analyzed By: TP
Prep Batch: 13003	Date Prepared: 2004-12-17	Prepared By: DS

Parameter	Flag	RL Result	Units	Dilution	RL
Total Calcium		98200	mg/Kg	100	50.0

Sample: 50523 - OCD Cell #1

Analysis: Chloride (IC)	Analytical Method: E 300.0	Prep Method: N/A
QC Batch: 14893	Date Analyzed: 2004-12-22	Analyzed By: WB
Prep Batch: 13146	Date Prepared: 2004-12-22	Prepared By: WB

continued...

sample 50523 continued...

Parameter	Flag	RL Result	Units	Dilution	RL
Chloride		33.4	mg/Kg	5	1.00

Sample: 50523 - OCD Cell #1

Analysis: Conductivity Analytical Method: SM 2510B Prep Method: N/A
QC Batch: 14901 Date Analyzed: 2004-12-22 Analyzed By: RS
Prep Batch: 13154 Date Prepared: 2004-12-22 Prepared By: WB

Parameter	Flag	RL Result	Units	Dilution	RL
Specific Conductance		732	µMHOS/cm	1	0.00

Sample: 50523 - OCD Cell #1

Analysis: K, Total Analytical Method: S 6010B Prep Method: S 3050B
QC Batch: 14950 Date Analyzed: 2004-12-27 Analyzed By: TP
Prep Batch: 13003 Date Prepared: 2004-12-17 Prepared By: DS

Parameter	Flag	RL Result	Units	Dilution	RL
Total Potassium		2360	mg/Kg	1	50.0

Sample: 50523 - OCD Cell #1

Analysis: Mg, Total Analytical Method: S 6010B Prep Method: S 3050B
QC Batch: 14950 Date Analyzed: 2004-12-27 Analyzed By: TP
Prep Batch: 13003 Date Prepared: 2004-12-17 Prepared By: DS

Parameter	Flag	RL Result	Units	Dilution	RL
Total Magnesium		4130	mg/Kg	1	50.0

Sample: 50523 - OCD Cell #1

Analysis: Na, Total Analytical Method: S 6010B Prep Method: S 3050B
QC Batch: 14950 Date Analyzed: 2004-12-27 Analyzed By: TP
Prep Batch: 13003 Date Prepared: 2004-12-17 Prepared By: DS

Parameter	Flag	RL Result	Units	Dilution	RL
Total Sodium		487	mg/Kg	1	50.0

Sample: 50523 - OCD Cell #1

Analysis: pH	Analytical Method: SM 4500-H+	Prep Method: N/A
QC Batch: 14904	Date Analyzed: 2004-12-22	Analyzed By: WB
Prep Batch: 13151	Date Prepared: 2004-12-22	Prepared By: WB

Parameter	Flag	RL Result	Units	Dilution	RL
pH		8.37	s.u.	1	0.00

Sample: 50523 - OCD Cell #1

Analysis: SO4 (IC)	Analytical Method: E 300.0	Prep Method: N/A
QC Batch: 14893	Date Analyzed: 2004-12-22	Analyzed By: WB
Prep Batch: 13146	Date Prepared: 2004-12-22	Prepared By: WB

Parameter	Flag	RL Result	Units	Dilution	RL
Sulfate		217	mg/Kg	5	2.00

Sample: 50523 - OCD Cell #1

Analysis: TCLP Total 8 Metals	Analytical Method: S 6010B	Prep Method: TCLP 1311
QC Batch: 14998	Date Analyzed: 2004-12-29	Analyzed By: RR
Prep Batch: 13232	Date Prepared: 2004-12-29	Prepared By: DS
Analysis: TCLP Total 8 Metals	Analytical Method: S 7470A	Prep Method: TCLP 1311
QC Batch: 15030	Date Analyzed: 2004-12-30	Analyzed By: TP
Prep Batch: 13260	Date Prepared: 2004-12-29	Prepared By: TP

Parameter	Flag	RL Result	Units	Dilution	RL
TCLP Silver		<0.125	mg/L	1	0.125
TCLP Arsenic		<0.100	mg/L	1	0.100
TCLP Barium		2.26	mg/L	1	0.100
TCLP Cadmium		<0.0500	mg/L	1	0.0500
TCLP Chromium		<0.100	mg/L	1	0.100
TCLP Mercury		<0.0100	mg/L	1	0.0100
TCLP Lead		<0.100	mg/L	1	0.100
TCLP Selenium		<0.500	mg/L	1	0.500

Sample: 50523 - OCD Cell #1

Analysis: TPH 418.1	Analytical Method: E 418.1	Prep Method: N/A
QC Batch: 14682	Date Analyzed: 2004-12-16	Analyzed By: DS
Prep Batch: 12974	Date Prepared: 2004-12-16	Prepared By: DS

Parameter	Flag	RL Result	Units	Dilution	RL
TRPHC		<10.0	mg/Kg	1	10.0

Sample: 50524 - OCD Cell #2

Analysis: Alkalinity Analytical Method: SM 2320B Prep Method: N/A
QC Batch: 14967 Date Analyzed: 2004-12-27 Analyzed By: RS
Prep Batch: 13172 Date Prepared: 2004-12-27 Prepared By: RS

Parameter	Flag	RL Result	Units	Dilution	RL
Hydroxide Alkalinity		<1.00	mg/Kg as CaCo3	1	1.00
Carbonate Alkalinity		<1.00	mg/Kg as CaCo3	1	1.00
Bicarbonate Alkalinity		80.0	mg/Kg as CaCo3	1	4.00
Total Alkalinity		80.0	mg/Kg as CaCo3	1	4.00

Sample: 50524 - OCD Cell #2

Analysis: BTEX Analytical Method: S 8021B Prep Method: S 5035
QC Batch: 14739 Date Analyzed: 2004-12-17 Analyzed By: MS
Prep Batch: 13024 Date Prepared: 2004-12-17 Prepared By: MS

Parameter	Flag	RL Result	Units	Dilution	RL
Benzene		<0.0100	mg/Kg	10	0.00100
Toluene		<0.0100	mg/Kg	10	0.00100
Ethylbenzene		<0.0100	mg/Kg	10	0.00100
Xylene		<0.0100	mg/Kg	10	0.00100

Surrogate	Flag	Result	Units	Dilution	Spike Amount	Percent Recovery	Recovery Limits
Trifluorotoluene (TFT)		0.799	mg/Kg	10	0.100	80	60.1 - 104
4-Bromofluorobenzene (4-BFB)		0.820	mg/Kg	10	0.100	82	63.1 - 105

Sample: 50524 - OCD Cell #2

Analysis: Ca, Total Analytical Method: S 6010B Prep Method: S 3050B
QC Batch: 14950 Date Analyzed: 2004-12-27 Analyzed By: TP
Prep Batch: 13003 Date Prepared: 2004-12-17 Prepared By: DS

Parameter	Flag	RL Result	Units	Dilution	RL
Total Calcium		13500	mg/Kg	10	50.0

Sample: 50524 - OCD Cell #2

Analysis: Chloride (IC) Analytical Method: E 300.0 Prep Method: N/A
QC Batch: 14893 Date Analyzed: 2004-12-22 Analyzed By: WB
Prep Batch: 13146 Date Prepared: 2004-12-22 Prepared By: WB

Parameter	Flag	RL Result	Units	Dilution	RL
Chloride		28.0	mg/Kg	5	1.00

Sample: 50524 - OCD Cell #2

Analysis: Conductivity Analytical Method: SM 2510B Prep Method: N/A
QC Batch: 14901 Date Analyzed: 2004-12-22 Analyzed By: RS
Prep Batch: 13154 Date Prepared: 2004-12-22 Prepared By: WB

Parameter	Flag	RL Result	Units	Dilution	RL
Specific Conductance		568	µMHOS/cm	1	0.00

Sample: 50524 - OCD Cell #2

Analysis: K, Total Analytical Method: S 6010B Prep Method: S 3050B
QC Batch: 14950 Date Analyzed: 2004-12-27 Analyzed By: TP
Prep Batch: 13003 Date Prepared: 2004-12-17 Prepared By: DS

Parameter	Flag	RL Result	Units	Dilution	RL
Total Potassium		2810	mg/Kg	10	50.0

Sample: 50524 - OCD Cell #2

Analysis: Mg, Total Analytical Method: S 6010B Prep Method: S 3050B
QC Batch: 14950 Date Analyzed: 2004-12-27 Analyzed By: TP
Prep Batch: 13003 Date Prepared: 2004-12-17 Prepared By: DS

Parameter	Flag	RL Result	Units	Dilution	RL
Total Magnesium		3630	mg/Kg	10	50.0

Sample: 50524 - OCD Cell #2

Analysis: Na, Total Analytical Method: S 6010B Prep Method: S 3050B
QC Batch: 14950 Date Analyzed: 2004-12-27 Analyzed By: TP
Prep Batch: 13003 Date Prepared: 2004-12-17 Prepared By: DS

Parameter	Flag	RL Result	Units	Dilution	RL
Total Sodium		762	mg/Kg	10	50.0

Sample: 50524 - OCD Cell #2

Analysis: pH Analytical Method: SM 4500-H+ Prep Method: N/A
QC Batch: 14904 Date Analyzed: 2004-12-22 Analyzed By: WB
Prep Batch: 13151 Date Prepared: 2004-12-22 Prepared By: WB

Parameter	Flag	RL Result	Units	Dilution	RL
pH		8.50	s.u.	1	0.00

Sample: 50524 - OCD Cell #2

Analysis: SO4 (IC)	Analytical Method: E 300.0	Prep Method: N/A
QC Batch: 14893	Date Analyzed: 2004-12-22	Analyzed By: WB
Prep Batch: 13146	Date Prepared: 2004-12-22	Prepared By: WB

Parameter	Flag	RL Result	Units	Dilution	RL
Sulfate		85.7	mg/Kg	5	2.00

Sample: 50524 - OCD Cell #2

Analysis: TCLP Total 8 Metals	Analytical Method: S 6010B	Prep Method: TCLP 1311
QC Batch: 14998	Date Analyzed: 2004-12-29	Analyzed By: RR
Prep Batch: 13232	Date Prepared: 2004-12-29	Prepared By: DS
Analysis: TCLP Total 8 Metals	Analytical Method: S 7470A	Prep Method: TCLP 1311
QC Batch: 15030	Date Analyzed: 2004-12-30	Analyzed By: TP
Prep Batch: 13260	Date Prepared: 2004-12-29	Prepared By: TP

Parameter	Flag	RL Result	Units	Dilution	RL
TCLP Silver		<0.125	mg/L	1	0.125
TCLP Arsenic		<0.100	mg/L	1	0.100
TCLP Barium		2.18	mg/L	1	0.100
TCLP Cadmium		<0.0500	mg/L	1	0.0500
TCLP Chromium		<0.100	mg/L	1	0.100
TCLP Mercury		<0.0100	mg/L	1	0.0100
TCLP Lead		<0.100	mg/L	1	0.100
TCLP Selenium		<0.500	mg/L	1	0.500

Sample: 50524 - OCD Cell #2

Analysis: TPH 418.1	Analytical Method: E 418.1	Prep Method: N/A
QC Batch: 14682	Date Analyzed: 2004-12-16	Analyzed By: DS
Prep Batch: 12974	Date Prepared: 2004-12-16	Prepared By: DS

Parameter	Flag	RL Result	Units	Dilution	RL
TRPHC		<10.0	mg/Kg	1	10.0

Sample: 50525 - OCD Cell #3

Analysis: Alkalinity	Analytical Method: SM 2320B	Prep Method: N/A
QC Batch: 14967	Date Analyzed: 2004-12-27	Analyzed By: RS
Prep Batch: 13172	Date Prepared: 2004-12-27	Prepared By: RS

Parameter	Flag	RL Result	Units	Dilution	RL
Hydroxide Alkalinity		<1.00	mg/Kg as CaCo3	1	1.00
Carbonate Alkalinity		<1.00	mg/Kg as CaCo3	1	1.00
Bicarbonate Alkalinity		46.0	mg/Kg as CaCo3	1	4.00

continued ...

Parameter	Flag	RL Result	Units	Dilution	RL
Specific Conductance		898	µMHOS/cm	1	0.00

Sample: 50525 - OCD Cell #3

Analysis: K, Total Analytical Method: S 6010B Prep Method: S 3050B
QC Batch: 14950 Date Analyzed: 2004-12-27 Analyzed By: TP
Prep Batch: 13003 Date Prepared: 2004-12-17 Prepared By: DS

Parameter	Flag	RL Result	Units	Dilution	RL
Total Potassium		1900	mg/Kg	1	50.0

Sample: 50525 - OCD Cell #3

Analysis: Mg, Total Analytical Method: S 6010B Prep Method: S 3050B
QC Batch: 14950 Date Analyzed: 2004-12-27 Analyzed By: TP
Prep Batch: 13003 Date Prepared: 2004-12-17 Prepared By: DS

Parameter	Flag	RL Result	Units	Dilution	RL
Total Magnesium		2830	mg/Kg	1	50.0

Sample: 50525 - OCD Cell #3

Analysis: Na, Total Analytical Method: S 6010B Prep Method: S 3050B
QC Batch: 14950 Date Analyzed: 2004-12-27 Analyzed By: TP
Prep Batch: 13003 Date Prepared: 2004-12-17 Prepared By: DS

Parameter	Flag	RL Result	Units	Dilution	RL
Total Sodium		158	mg/Kg	1	50.0

Sample: 50525 - OCD Cell #3

Analysis: pH Analytical Method: SM 4500-H+ Prep Method: N/A
QC Batch: 14904 Date Analyzed: 2004-12-22 Analyzed By: WB
Prep Batch: 13151 Date Prepared: 2004-12-22 Prepared By: WB

Parameter	Flag	RL Result	Units	Dilution	RL
pH		8.24	s.u.	1	0.00

Sample: 50525 - OCD Cell #3

Analysis: SO4 (IC) Analytical Method: E 300.0 Prep Method: N/A
QC Batch: 14893 Date Analyzed: 2004-12-22 Analyzed By: WB

Prep Batch: 13146

Date Prepared: 2004-12-22

Prepared By: WB

Parameter	Flag	RL Result	Units	Dilution	RL
Sulfate		359	mg/Kg	5	2.00

Sample: 50525 - OCD Cell #3

Analysis: TCLP Total 8 Metals
QC Batch: 14998
Prep Batch: 13232
Analysis: TCLP Total 8 Metals
QC Batch: 15030
Prep Batch: 13260

Analytical Method: S 6010B
Date Analyzed: 2004-12-29
Date Prepared: 2004-12-29
Analytical Method: S 7470A
Date Analyzed: 2004-12-30
Date Prepared: 2004-12-29

Prep Method: TCLP 1311
Analyzed By: RR
Prepared By: DS
Prep Method: TCLP 1311
Analyzed By: TP
Prepared By: TP

Parameter	Flag	RL Result	Units	Dilution	RL
TCLP Silver		<0.125	mg/L	1	0.125
TCLP Arsenic		<0.100	mg/L	1	0.100
TCLP Barium		1.67	mg/L	1	0.100
TCLP Cadmium		<0.0500	mg/L	1	0.0500
TCLP Chromium		<0.100	mg/L	1	0.100
TCLP Mercury		<0.0100	mg/L	1	0.0100
TCLP Lead		<0.100	mg/L	1	0.100
TCLP Selenium		<0.500	mg/L	1	0.500

Sample: 50525 - OCD Cell #3

Analysis: TPH 418.1
QC Batch: 14682
Prep Batch: 12974

Analytical Method: E 418.1
Date Analyzed: 2004-12-16
Date Prepared: 2004-12-16

Prep Method: N/A
Analyzed By: DS
Prepared By: DS

Parameter	Flag	RL Result	Units	Dilution	RL
TRPHC		<10.0	mg/Kg	1	10.0

Sample: 50526 - OCD Cell #4

Analysis: Alkalinity
QC Batch: 14967
Prep Batch: 13172

Analytical Method: SM 2320B
Date Analyzed: 2004-12-27
Date Prepared: 2004-12-27

Prep Method: N/A
Analyzed By: RS
Prepared By: RS

Parameter	Flag	RL Result	Units	Dilution	RL
Hydroxide Alkalinity		<1.00	mg/Kg as CaCo3	1	1.00
Carbonate Alkalinity		<1.00	mg/Kg as CaCo3	1	1.00
Bicarbonate Alkalinity		154	mg/Kg as CaCo3	1	4.00
Total Alkalinity		154	mg/Kg as CaCo3	1	4.00

Sample: 50526 - OCD Cell #4

Analysis: BTEX	Analytical Method: S 8021B	Prep Method: S 5035
QC Batch: 14801	Date Analyzed: 2004-12-20	Analyzed By: AG
Prep Batch: 13072	Date Prepared: 2004-12-20	Prepared By: AG

Parameter	Flag	RL Result	Units	Dilution	RL
Benzene		<0.0100	mg/Kg	10	0.00100
Toluene		<0.0100	mg/Kg	10	0.00100
Ethylbenzene		<0.0100	mg/Kg	10	0.00100
Xylene		<0.0100	mg/Kg	10	0.00100

Surrogate	Flag	Result	Units	Dilution	Spike Amount	Percent Recovery	Recovery Limits
Trifluorotoluene (TFT)		0.770	mg/Kg	10	0.100	77	60.1 - 104
4-Bromofluorobenzene (4-BFB)		0.759	mg/Kg	10	0.100	76	63.1 - 105

Sample: 50526 - OCD Cell #4

Analysis: Ca, Total	Analytical Method: S 6010B	Prep Method: S 3050B
QC Batch: 14950	Date Analyzed: 2004-12-27	Analyzed By: TP
Prep Batch: 13003	Date Prepared: 2004-12-17	Prepared By: DS

Parameter	Flag	RL Result	Units	Dilution	RL
Total Calcium		42500	mg/Kg	10	50.0

Sample: 50526 - OCD Cell #4

Analysis: Chloride (IC)	Analytical Method: E 300.0	Prep Method: N/A
QC Batch: 14893	Date Analyzed: 2004-12-22	Analyzed By: WB
Prep Batch: 13146	Date Prepared: 2004-12-22	Prepared By: WB

Parameter	Flag	RL Result	Units	Dilution	RL
Chloride		372	mg/Kg	50	1.00

Sample: 50526 - OCD Cell #4

Analysis: Conductivity	Analytical Method: SM 2510B	Prep Method: N/A
QC Batch: 14901	Date Analyzed: 2004-12-22	Analyzed By: RS
Prep Batch: 13154	Date Prepared: 2004-12-22	Prepared By: WB

Parameter	Flag	RL Result	Units	Dilution	RL
Specific Conductance		1920	µMHOS/cm	1	0.00

Sample: 50526 - OCD Cell #4

Analysis: K, Total
QC Batch: 14950
Prep Batch: 13003

Analytical Method: S 6010B
Date Analyzed: 2004-12-27
Date Prepared: 2004-12-17

Prep Method: S 3050B
Analyzed By: TP
Prepared By: DS

Parameter	Flag	RL Result	Units	Dilution	RL
Total Potassium		1470	mg/Kg	1	50.0

Sample: 50526 - OCD Cell #4

Analysis: Mg, Total
QC Batch: 14950
Prep Batch: 13003

Analytical Method: S 6010B
Date Analyzed: 2004-12-27
Date Prepared: 2004-12-17

Prep Method: S 3050B
Analyzed By: TP
Prepared By: DS

Parameter	Flag	RL Result	Units	Dilution	RL
Total Magnesium		1840	mg/Kg	1	50.0

Sample: 50526 - OCD Cell #4

Analysis: Na, Total
QC Batch: 14950
Prep Batch: 13003

Analytical Method: S 6010B
Date Analyzed: 2004-12-27
Date Prepared: 2004-12-17

Prep Method: S 3050B
Analyzed By: TP
Prepared By: DS

Parameter	Flag	RL Result	Units	Dilution	RL
Total Sodium		1370	mg/Kg	1	50.0

Sample: 50526 - OCD Cell #4

Analysis: pH
QC Batch: 14904
Prep Batch: 13151

Analytical Method: SM 4500-H+
Date Analyzed: 2004-12-22
Date Prepared: 2004-12-22

Prep Method: N/A
Analyzed By: WB
Prepared By: WB

Parameter	Flag	RL Result	Units	Dilution	RL
pH		8.74	s.u.	1	0.00

Sample: 50526 - OCD Cell #4

Analysis: SO4 (IC)
QC Batch: 14893
Prep Batch: 13146

Analytical Method: E 300.0
Date Analyzed: 2004-12-22
Date Prepared: 2004-12-22

Prep Method: N/A
Analyzed By: WB
Prepared By: WB

Parameter	Flag	RL Result	Units	Dilution	RL
Sulfate		452	mg/Kg	50	2.00

Sample: 50526 - OCD Cell #4

Analysis: TCLP Total 8 Metals	Analytical Method: S 6010B	Prep Method: TCLP 1311
QC Batch: 14998	Date Analyzed: 2004-12-29	Analyzed By: RR
Prep Batch: 13232	Date Prepared: 2004-12-29	Prepared By: DS
Analysis: TCLP Total 8 Metals	Analytical Method: S 7470A	Prep Method: TCLP 1311
QC Batch: 15030	Date Analyzed: 2004-12-30	Analyzed By: TP
Prep Batch: 13260	Date Prepared: 2004-12-29	Prepared By: TP

Parameter	Flag	RL Result	Units	Dilution	RL
TCLP Silver		<0.125	mg/L	1	0.125
TCLP Arsenic		<0.100	mg/L	1	0.100
TCLP Barium		1.91	mg/L	1	0.100
TCLP Cadmium		<0.0500	mg/L	1	0.0500
TCLP Chromium		<0.100	mg/L	1	0.100
TCLP Mercury		<0.0100	mg/L	1	0.0100
TCLP Lead		<0.100	mg/L	1	0.100
TCLP Selenium		<0.500	mg/L	1	0.500

Sample: 50526 - OCD Cell #4

Analysis: TPH 418.1	Analytical Method: E 418.1	Prep Method: N/A
QC Batch: 14682	Date Analyzed: 2004-12-16	Analyzed By: DS
Prep Batch: 12974	Date Prepared: 2004-12-16	Prepared By: DS

Parameter	Flag	RL Result	Units	Dilution	RL
TRPHC		<10.0	mg/Kg	1	10.0

Sample: 50527 - OCD Cell #5

Analysis: Alkalinity	Analytical Method: SM 2320B	Prep Method: N/A
QC Batch: 14967	Date Analyzed: 2004-12-27	Analyzed By: RS
Prep Batch: 13172	Date Prepared: 2004-12-27	Prepared By: RS

Parameter	Flag	RL Result	Units	Dilution	RL
Hydroxide Alkalinity		<1.00	mg/Kg as CaCo3	1	1.00
Carbonate Alkalinity		<1.00	mg/Kg as CaCo3	1	1.00
Bicarbonate Alkalinity		44.0	mg/Kg as CaCo3	1	4.00
Total Alkalinity		44.0	mg/Kg as CaCo3	1	4.00

Sample: 50527 - OCD Cell #5

Analysis: BTEX	Analytical Method: S 8021B	Prep Method: S 5035
QC Batch: 14739	Date Analyzed: 2004-12-17	Analyzed By: MS
Prep Batch: 13024	Date Prepared: 2004-12-17	Prepared By: MS

continued...

sample 50527 continued...

Parameter	Flag	RL Result	Units	Dilution	RL
Benzene		<0.0100	mg/Kg	10	0.00100
Toluene		<0.0100	mg/Kg	10	0.00100
Ethylbenzene		<0.0100	mg/Kg	10	0.00100
Xylene		<0.0100	mg/Kg	10	0.00100

Surrogate	Flag	Result	Units	Dilution	Spike Amount	Percent Recovery	Recovery Limits
Trifluorotoluene (TFT)		0.757	mg/Kg	10	0.100	76	60.1 - 104
4-Bromofluorobenzene (4-BFB)		0.765	mg/Kg	10	0.100	76	63.1 - 105

Sample: 50527 - OCD Cell #5

Analysis: Ca, Total Analytical Method: S 6010B Prep Method: S 3050B
QC Batch: 14950 Date Analyzed: 2004-12-27 Analyzed By: TP
Prep Batch: 13003 Date Prepared: 2004-12-17 Prepared By: DS

Parameter	Flag	RL Result	Units	Dilution	RL
Total Calcium		221000	mg/Kg	100	50.0

Sample: 50527 - OCD Cell #5

Analysis: Chloride (IC) Analytical Method: E 300.0 Prep Method: N/A
QC Batch: 14894 Date Analyzed: 2004-12-22 Analyzed By: WB
Prep Batch: 13147 Date Prepared: 2004-12-22 Prepared By: WB

Parameter	Flag	RL Result	Units	Dilution	RL
Chloride		11.6	mg/Kg	5	1.00

Sample: 50527 - OCD Cell #5

Analysis: Conductivity Analytical Method: SM 2510B Prep Method: N/A
QC Batch: 14900 Date Analyzed: 2004-12-22 Analyzed By: WB
Prep Batch: 13155 Date Prepared: 2004-12-22 Prepared By: WB

Parameter	Flag	RL Result	Units	Dilution	RL
Specific Conductance		289	µMHOS/cm	1	0.00

Sample: 50527 - OCD Cell #5

Analysis: K, Total Analytical Method: S 6010B Prep Method: S 3050B

QC Batch: 14950
Prep Batch: 13003

Date Analyzed: 2004-12-27
Date Prepared: 2004-12-17

Analyzed By: TP
Prepared By: DS

Parameter	Flag	RL Result	Units	Dilution	RL
Total Potassium		1010	mg/Kg	1	50.0

Sample: 50527 - OCD Cell #5

Analysis: Mg, Total
QC Batch: 14950
Prep Batch: 13003

Analytical Method: S 6010B
Date Analyzed: 2004-12-27
Date Prepared: 2004-12-17

Prep Method: S 3050B
Analyzed By: TP
Prepared By: DS

Parameter	Flag	RL Result	Units	Dilution	RL
Total Magnesium		2220	mg/Kg	1	50.0

Sample: 50527 - OCD Cell #5

Analysis: Na, Total
QC Batch: 14950
Prep Batch: 13003

Analytical Method: S 6010B
Date Analyzed: 2004-12-27
Date Prepared: 2004-12-17

Prep Method: S 3050B
Analyzed By: TP
Prepared By: DS

Parameter	Flag	RL Result	Units	Dilution	RL
Total Sodium		208	mg/Kg	1	50.0

Sample: 50527 - OCD Cell #5

Analysis: pH
QC Batch: 14903
Prep Batch: 13152

Analytical Method: SM 4500-H+
Date Analyzed: 2004-12-22
Date Prepared: 2004-12-22

Prep Method: N/A
Analyzed By: WB
Prepared By: WB

Parameter	Flag	RL Result	Units	Dilution	RL
pH		8.49	s.u.	1	0.00

Sample: 50527 - OCD Cell #5

Analysis: SO4 (IC)
QC Batch: 14894
Prep Batch: 13147

Analytical Method: E 300.0
Date Analyzed: 2004-12-22
Date Prepared: 2004-12-22

Prep Method: N/A
Analyzed By: WB
Prepared By: WB

Parameter	Flag	RL Result	Units	Dilution	RL
Sulfate		73.6	mg/Kg	5	2.00

Sample: 50527 - OCD Cell #5

Analysis: TCLP Total 8 Metals
QC Batch: 14998
Prep Batch: 13232
Analysis: TCLP Total 8 Metals
QC Batch: 15030
Prep Batch: 13260

Analytical Method: S 6010B
Date Analyzed: 2004-12-29
Date Prepared: 2004-12-29
Analytical Method: S 7470A
Date Analyzed: 2004-12-30
Date Prepared: 2004-12-29

Prep Method: TCLP 1311
Analyzed By: RR
Prepared By: DS
Prep Method: TCLP 1311
Analyzed By: TP
Prepared By: TP

Parameter	Flag	RL Result	Units	Dilution	RL
TCLP Silver		<0.125	mg/L	1	0.125
TCLP Arsenic		<0.100	mg/L	1	0.100
TCLP Barium		2.51	mg/L	1	0.100
TCLP Cadmium		<0.0500	mg/L	1	0.0500
TCLP Chromium		<0.100	mg/L	1	0.100
TCLP Mercury		<0.0100	mg/L	1	0.0100
TCLP Lead		<0.100	mg/L	1	0.100
TCLP Selenium		<0.500	mg/L	1	0.500

Sample: 50527 - OCD Cell #5

Analysis: TPH 418.1
QC Batch: 14682
Prep Batch: 12974

Analytical Method: E 418.1
Date Analyzed: 2004-12-16
Date Prepared: 2004-12-16

Prep Method: N/A
Analyzed By: DS
Prepared By: DS

Parameter	Flag	RL Result	Units	Dilution	RL
TRPHC		<10.0	mg/Kg	1	10.0

Sample: 50528 - OCD Cell #6

Analysis: Alkalinity
QC Batch: 14967
Prep Batch: 13172

Analytical Method: SM 2320B
Date Analyzed: 2004-12-27
Date Prepared: 2004-12-27

Prep Method: N/A
Analyzed By: RS
Prepared By: RS

Parameter	Flag	RL Result	Units	Dilution	RL
Hydroxide Alkalinity		<1.00	mg/Kg as CaCo3	1	1.00
Carbonate Alkalinity		<1.00	mg/Kg as CaCo3	1	1.00
Bicarbonate Alkalinity		56.0	mg/Kg as CaCo3	1	4.00
Total Alkalinity		56.0	mg/Kg as CaCo3	1	4.00

Sample: 50528 - OCD Cell #6

Analysis: BTEX
QC Batch: 14739
Prep Batch: 13024

Analytical Method: S 8021B
Date Analyzed: 2004-12-17
Date Prepared: 2004-12-17

Prep Method: S 5035
Analyzed By: MS
Prepared By: MS

Parameter	Flag	RL Result	Units	Dilution	RL
Benzene		<0.0100	mg/Kg	10	0.00100

continued ...

sample 50528 continued ...

Parameter	Flag	RL Result	Units	Dilution	RL
Toluene		<0.0100	mg/Kg	10	0.00100
Ethylbenzene		<0.0100	mg/Kg	10	0.00100
Xylene		<0.0100	mg/Kg	10	0.00100

Surrogate	Flag	Result	Units	Dilution	Spike Amount	Percent Recovery	Recovery Limits
Trifluorotoluene (TFT)		0.822	mg/Kg	10	0.100	82	60.1 - 104
4-Bromofluorobenzene (4-BFB)		0.864	mg/Kg	10	0.100	86	63.1 - 105

Sample: 50528 - OCD Cell #6

Analysis: Ca, Total	Analytical Method: S 6010B	Prep Method: S 3050B
QC Batch: 14950	Date Analyzed: 2004-12-27	Analyzed By: TP
Prep Batch: 13003	Date Prepared: 2004-12-17	Prepared By: DS

Parameter	Flag	RL Result	Units	Dilution	RL
Total Calcium		78000	mg/Kg	100	50.0

Sample: 50528 - OCD Cell #6

Analysis: Chloride (IC)	Analytical Method: E 300.0	Prep Method: N/A
QC Batch: 14894	Date Analyzed: 2004-12-22	Analyzed By: WB
Prep Batch: 13147	Date Prepared: 2004-12-22	Prepared By: WB

Parameter	Flag	RL Result	Units	Dilution	RL
Chloride		65.5	mg/Kg	10	1.00

Sample: 50528 - OCD Cell #6

Analysis: Conductivity	Analytical Method: SM 2510B	Prep Method: N/A
QC Batch: 14900	Date Analyzed: 2004-12-22	Analyzed By: WB
Prep Batch: 13155	Date Prepared: 2004-12-22	Prepared By: WB

Parameter	Flag	RL Result	Units	Dilution	RL
Specific Conductance		1090	µMHOS/cm	1	0.00

Sample: 50528 - OCD Cell #6

Analysis: K, Total	Analytical Method: S 6010B	Prep Method: S 3050B
QC Batch: 14950	Date Analyzed: 2004-12-27	Analyzed By: TP
Prep Batch: 13003	Date Prepared: 2004-12-17	Prepared By: DS

Parameter	Flag	RL Result	Units	Dilution	RL
Total Potassium		2780	mg/Kg	1	50.0

Sample: 50528 - OCD Cell #6

Analysis: Mg, Total Analytical Method: S 6010B Prep Method: S 3050B
QC Batch: 14950 Date Analyzed: 2004-12-27 Analyzed By: TP
Prep Batch: 13003 Date Prepared: 2004-12-17 Prepared By: DS

Parameter	Flag	RL Result	Units	Dilution	RL
Total Magnesium		6610	mg/Kg	10	50.0

Sample: 50528 - OCD Cell #6

Analysis: Na, Total Analytical Method: S 6010B Prep Method: S 3050B
QC Batch: 14950 Date Analyzed: 2004-12-27 Analyzed By: TP
Prep Batch: 13003 Date Prepared: 2004-12-17 Prepared By: DS

Parameter	Flag	RL Result	Units	Dilution	RL
Total Sodium		738	mg/Kg	1	50.0

Sample: 50528 - OCD Cell #6

Analysis: pH Analytical Method: SM 4500-H+ Prep Method: N/A
QC Batch: 14903 Date Analyzed: 2004-12-22 Analyzed By: WB
Prep Batch: 13152 Date Prepared: 2004-12-22 Prepared By: WB

Parameter	Flag	RL Result	Units	Dilution	RL
pH		8.29	s.u.	1	0.00

Sample: 50528 - OCD Cell #6

Analysis: SO4 (IC) Analytical Method: E 300.0 Prep Method: N/A
QC Batch: 14894 Date Analyzed: 2004-12-22 Analyzed By: WB
Prep Batch: 13147 Date Prepared: 2004-12-22 Prepared By: WB

Parameter	Flag	RL Result	Units	Dilution	RL
Sulfate		417	mg/Kg	10	2.00

Sample: 50528 - OCD Cell #6

Analysis: TCLP Total 8 Metals Analytical Method: S 6010B Prep Method: TCLP 1311
QC Batch: 14998 Date Analyzed: 2004-12-29 Analyzed By: RR

Prep Batch: 13232
Analysis: TCLP Total 8 Metals
QC Batch: 15031
Prep Batch: 13260

Date Prepared: 2004-12-29
Analytical Method: S 7470A
Date Analyzed: 2004-12-30
Date Prepared: 2004-12-29

Prepared By: DS
Prep Method: TCLP 1311
Analyzed By: TP
Prepared By: TP

Parameter	Flag	RL Result	Units	Dilution	RL
TCLP Silver		<0.125	mg/L	1	0.125
TCLP Arsenic		<0.100	mg/L	1	0.100
TCLP Barium		1.81	mg/L	1	0.100
TCLP Cadmium		<0.0500	mg/L	1	0.0500
TCLP Chromium		<0.100	mg/L	1	0.100
TCLP Mercury		<0.0100	mg/L	1	0.0100
TCLP Lead		<0.100	mg/L	1	0.100
TCLP Selenium		<0.500	mg/L	1	0.500

Sample: 50528 - OCD Cell #6

Analysis: TPH 418.1
QC Batch: 14682
Prep Batch: 12974

Analytical Method: E 418.1
Date Analyzed: 2004-12-16
Date Prepared: 2004-12-16

Prep Method: N/A
Analyzed By: DS
Prepared By: DS

Parameter	Flag	RL Result	Units	Dilution	RL
TRPHC		<10.0	mg/Kg	1	10.0

Sample: 50529 - OCD Cell #7

Analysis: Alkalinity
QC Batch: 14967
Prep Batch: 13172

Analytical Method: SM 2320B
Date Analyzed: 2004-12-27
Date Prepared: 2004-12-27

Prep Method: N/A
Analyzed By: RS
Prepared By: RS

Parameter	Flag	RL Result	Units	Dilution	RL
Hydroxide Alkalinity		<1.00	mg/Kg as CaCo3	1	1.00
Carbonate Alkalinity		<1.00	mg/Kg as CaCo3	1	1.00
Bicarbonate Alkalinity		58.0	mg/Kg as CaCo3	1	4.00
Total Alkalinity		58.0	mg/Kg as CaCo3	1	4.00

Sample: 50529 - OCD Cell #7

Analysis: BTEX
QC Batch: 14739
Prep Batch: 13024

Analytical Method: S 8021B
Date Analyzed: 2004-12-17
Date Prepared: 2004-12-17

Prep Method: S 5035
Analyzed By: MS
Prepared By: MS

Parameter	Flag	RL Result	Units	Dilution	RL
Benzene		<0.0100	mg/Kg	10	0.00100
Toluene		<0.0100	mg/Kg	10	0.00100
Ethylbenzene		<0.0100	mg/Kg	10	0.00100

continued ...

sample 50529 continued...

Parameter	Flag	RL Result	Units	Dilution	RL
Xylene		<0.0100	mg/Kg	10	0.00100

Surrogate	Flag	Result	Units	Dilution	Spike Amount	Percent Recovery	Recovery Limits
Trifluorotoluene (TFT)		0.742	mg/Kg	10	0.100	74	60.1 - 104
4-Bromofluorobenzene (4-BFB)		0.753	mg/Kg	10	0.100	75	63.1 - 105

Sample: 50529 - OCD Cell #7

Analysis: Ca, Total	Analytical Method: S 6010B	Prep Method: S 3050B
QC Batch: 14950	Date Analyzed: 2004-12-27	Analyzed By: TP
Prep Batch: 13003	Date Prepared: 2004-12-17	Prepared By: DS

Parameter	Flag	RL Result	Units	Dilution	RL
Total Calcium		88500	mg/Kg	100	50.0

Sample: 50529 - OCD Cell #7

Analysis: Chloride (IC)	Analytical Method: E 300.0	Prep Method: N/A
QC Batch: 14894	Date Analyzed: 2004-12-22	Analyzed By: WB
Prep Batch: 13147	Date Prepared: 2004-12-22	Prepared By: WB

Parameter	Flag	RL Result	Units	Dilution	RL
Chloride		10.5	mg/Kg	5	1.00

Sample: 50529 - OCD Cell #7

Analysis: Conductivity	Analytical Method: SM 2510B	Prep Method: N/A
QC Batch: 14900	Date Analyzed: 2004-12-22	Analyzed By: WB
Prep Batch: 13155	Date Prepared: 2004-12-22	Prepared By: WB

Parameter	Flag	RL Result	Units	Dilution	RL
Specific Conductance		375	µMHOS/cm	1	0.00

Sample: 50529 - OCD Cell #7

Analysis: K, Total	Analytical Method: S 6010B	Prep Method: S 3050B
QC Batch: 14950	Date Analyzed: 2004-12-27	Analyzed By: TP
Prep Batch: 13003	Date Prepared: 2004-12-17	Prepared By: DS

continued...

sample 50529 continued ...

Parameter	Flag	RL Result	Units	Dilution	RL
Parameter	Flag	RL Result	Units	Dilution	RL
Total Potassium		2110	mg/Kg	1	50.0

Sample: 50529 - OCD Cell #7

Analysis: Mg, Total Analytical Method: S 6010B Prep Method: S 3050B
QC Batch: 14950 Date Analyzed: 2004-12-27 Analyzed By: TP
Prep Batch: 13003 Date Prepared: 2004-12-17 Prepared By: DS

Parameter	Flag	RL Result	Units	Dilution	RL
Total Magnesium		3310	mg/Kg	1	50.0

Sample: 50529 - OCD Cell #7

Analysis: Na, Total Analytical Method: S 6010B Prep Method: S 3050B
QC Batch: 14950 Date Analyzed: 2004-12-27 Analyzed By: TP
Prep Batch: 13003 Date Prepared: 2004-12-17 Prepared By: DS

Parameter	Flag	RL Result	Units	Dilution	RL
Total Sodium		207	mg/Kg	1	50.0

Sample: 50529 - OCD Cell #7

Analysis: pH Analytical Method: SM 4500-H+ Prep Method: N/A
QC Batch: 14903 Date Analyzed: 2004-12-22 Analyzed By: WB
Prep Batch: 13152 Date Prepared: 2004-12-22 Prepared By: WB

Parameter	Flag	RL Result	Units	Dilution	RL
pH		8.36	s.u.	1	0.00

Sample: 50529 - OCD Cell #7

Analysis: SO4 (IC) Analytical Method: E 300.0 Prep Method: N/A
QC Batch: 14894 Date Analyzed: 2004-12-22 Analyzed By: WB
Prep Batch: 13147 Date Prepared: 2004-12-22 Prepared By: WB

Parameter	Flag	RL Result	Units	Dilution	RL
Sulfate		94.2	mg/Kg	5	2.00

Sample: 50529 - OCD Cell #7

Analysis: TCLP Total 8 Metals
QC Batch: 14998
Prep Batch: 13232
Analysis: TCLP Total 8 Metals
QC Batch: 15031
Prep Batch: 13260

Analytical Method: S 6010B
Date Analyzed: 2004-12-29
Date Prepared: 2004-12-29
Analytical Method: S 7470A
Date Analyzed: 2004-12-30
Date Prepared: 2004-12-29

Prep Method: TCLP 1311
Analyzed By: RR
Prepared By: DS
Prep Method: TCLP 1311
Analyzed By: TP
Prepared By: TP

Parameter	Flag	RL Result	Units	Dilution	RL
TCLP Silver		<0.125	mg/L	1	0.125
TCLP Arsenic		<0.100	mg/L	1	0.100
TCLP Barium		2.51	mg/L	1	0.100
TCLP Cadmium		<0.0500	mg/L	1	0.0500
TCLP Chromium		<0.100	mg/L	1	0.100
TCLP Mercury		<0.0100	mg/L	1	0.0100
TCLP Lead		<0.100	mg/L	1	0.100
TCLP Selenium		<0.500	mg/L	1	0.500

Sample: 50529 - OCD Cell #7

Analysis: TPH 418.1
QC Batch: 14682
Prep Batch: 12974

Analytical Method: E 418.1
Date Analyzed: 2004-12-16
Date Prepared: 2004-12-16

Prep Method: N/A
Analyzed By: DS
Prepared By: DS

Parameter	Flag	RL Result	Units	Dilution	RL
TRPHC		<10.0	mg/Kg	1	10.0

Sample: 50530 - OCD Cell #8

Analysis: Alkalinity
QC Batch: 14967
Prep Batch: 13172

Analytical Method: SM 2320B
Date Analyzed: 2004-12-27
Date Prepared: 2004-12-27

Prep Method: N/A
Analyzed By: RS
Prepared By: RS

Parameter	Flag	RL Result	Units	Dilution	RL
Hydroxide Alkalinity		<1.00	mg/Kg as CaCo3	1	1.00
Carbonate Alkalinity		<1.00	mg/Kg as CaCo3	1	1.00
Bicarbonate Alkalinity		50.0	mg/Kg as CaCo3	1	4.00
Total Alkalinity		50.0	mg/Kg as CaCo3	1	4.00

Sample: 50530 - OCD Cell #8

Analysis: BTEX
QC Batch: 14739
Prep Batch: 13024

Analytical Method: S 8021B
Date Analyzed: 2004-12-17
Date Prepared: 2004-12-17

Prep Method: S 5035
Analyzed By: MS
Prepared By: MS

continued ...

sample 50530 continued...

Parameter	Flag	RL Result	Units	Dilution	RL
Benzene		<0.0100	mg/Kg	10	0.00100
Toluene		<0.0100	mg/Kg	10	0.00100
Ethylbenzene		<0.0100	mg/Kg	10	0.00100
Xylene		<0.0100	mg/Kg	10	0.00100

Surrogate	Flag	RL Result	Units	Dilution	Spike Amount	Percent Recovery	Recovery Limits
Trifluorotoluene (TFT)		0.844	mg/Kg	10	0.100	84	60.1 - 104
4-Bromofluorobenzene (4-BFB)		0.860	mg/Kg	10	0.100	86	63.1 - 105

Sample: 50530 - OCD Cell #8

Analysis: Ca, Total Analytical Method: S 6010B Prep Method: S 3050B
 QC Batch: 14950 Date Analyzed: 2004-12-27 Analyzed By: TP
 Prep Batch: 13003 Date Prepared: 2004-12-17 Prepared By: DS

Parameter	Flag	RL Result	Units	Dilution	RL
Total Calcium		40500	mg/Kg	10	50.0

Sample: 50530 - OCD Cell #8

Analysis: Chloride (IC) Analytical Method: E 300.0 Prep Method: N/A
 QC Batch: 14894 Date Analyzed: 2004-12-22 Analyzed By: WB
 Prep Batch: 13147 Date Prepared: 2004-12-22 Prepared By: WB

Parameter	Flag	RL Result	Units	Dilution	RL
Chloride		89.3	mg/Kg	10	1.00

Sample: 50530 - OCD Cell #8

Analysis: Conductivity Analytical Method: SM 2510B Prep Method: N/A
 QC Batch: 14900 Date Analyzed: 2004-12-22 Analyzed By: WB
 Prep Batch: 13155 Date Prepared: 2004-12-22 Prepared By: WB

Parameter	Flag	RL Result	Units	Dilution	RL
Specific Conductance		1150	µMHOS/cm	1	0.00

Sample: 50530 - OCD Cell #8

Analysis: K, Total Analytical Method: S 6010B Prep Method: S 3050B

QC Batch: 14950
Prep Batch: 13003

Date Analyzed: 2004-12-27
Date Prepared: 2004-12-17

Analyzed By: TP
Prepared By: DS

Parameter	Flag	RL Result	Units	Dilution	RL
Total Potassium		2920	mg/Kg	1	50.0

Sample: 50530 - OCD Cell #8

Analysis: Mg, Total
QC Batch: 14950
Prep Batch: 13003

Analytical Method: S 6010B
Date Analyzed: 2004-12-27
Date Prepared: 2004-12-17

Prep Method: S 3050B
Analyzed By: TP
Prepared By: DS

Parameter	Flag	RL Result	Units	Dilution	RL
Total Magnesium		6630	mg/Kg	10	50.0

Sample: 50530 - OCD Cell #8

Analysis: Na, Total
QC Batch: 14950
Prep Batch: 13003

Analytical Method: S 6010B
Date Analyzed: 2004-12-27
Date Prepared: 2004-12-17

Prep Method: S 3050B
Analyzed By: TP
Prepared By: DS

Parameter	Flag	RL Result	Units	Dilution	RL
Total Sodium		718	mg/Kg	1	50.0

Sample: 50530 - OCD Cell #8

Analysis: pH
QC Batch: 14903
Prep Batch: 13152

Analytical Method: SM 4500-H+
Date Analyzed: 2004-12-22
Date Prepared: 2004-12-22

Prep Method: N/A
Analyzed By: WB
Prepared By: WB

Parameter	Flag	RL Result	Units	Dilution	RL
pH		8.24	s.u.	1	0.00

Sample: 50530 - OCD Cell #8

Analysis: SO4 (IC)
QC Batch: 14894
Prep Batch: 13147

Analytical Method: E 300.0
Date Analyzed: 2004-12-22
Date Prepared: 2004-12-22

Prep Method: N/A
Analyzed By: WB
Prepared By: WB

Parameter	Flag	RL Result	Units	Dilution	RL
Sulfate		446	mg/Kg	10	2.00

Sample: 50530 - OCD Cell #8

Analysis: TCLP Ag	Analytical Method: S 6010B	Prep Method: TCLP 1311
QC Batch: 14998	Date Analyzed: 2004-12-29	Analyzed By: RR
Prep Batch: 13232	Date Prepared: 2004-12-29	Prepared By: DS

Parameter	Flag	RL Result	Units	Dilution	RL
TCLP Silver		<0.125	mg/L	1	0.125

Sample: 50530 - OCD Cell #8

Analysis: TCLP Total 8 Metals	Analytical Method: S 6010B	Prep Method: TCLP 1311
QC Batch: 14998	Date Analyzed: 2004-12-29	Analyzed By: RR
Prep Batch: 13232	Date Prepared: 2004-12-29	Prepared By: DS
Analysis: TCLP Total 8 Metals	Analytical Method: S 7470A	Prep Method: TCLP 1311
QC Batch: 15031	Date Analyzed: 2004-12-30	Analyzed By: TP
Prep Batch: 13260	Date Prepared: 2004-12-29	Prepared By: TP

Parameter	Flag	RL Result	Units	Dilution	RL
TCLP Arsenic		<0.100	mg/L	1	0.100
TCLP Barium		1.90	mg/L	1	0.100
TCLP Cadmium		<0.0500	mg/L	1	0.0500
TCLP Chromium		<0.100	mg/L	1	0.100
TCLP Mercury		<0.0100	mg/L	1	0.0100
TCLP Lead		<0.100	mg/L	1	0.100
TCLP Selenium		<0.500	mg/L	1	0.500

Sample: 50530 - OCD Cell #8

Analysis: TPH 418.1	Analytical Method: E 418.1	Prep Method: N/A
QC Batch: 14682	Date Analyzed: 2004-12-16	Analyzed By: DS
Prep Batch: 12974	Date Prepared: 2004-12-16	Prepared By: DS

Parameter	Flag	RL Result	Units	Dilution	RL
TRPHC		<10.0	mg/Kg	1	10.0

Sample: 50531 - OCD Cell #9

Analysis: Alkalinity	Analytical Method: SM 2320B	Prep Method: N/A
QC Batch: 14967	Date Analyzed: 2004-12-27	Analyzed By: RS
Prep Batch: 13172	Date Prepared: 2004-12-27	Prepared By: RS

Parameter	Flag	RL Result	Units	Dilution	RL
Hydroxide Alkalinity		<1.00	mg/Kg as CaCo3	1	1.00
Carbonate Alkalinity		<1.00	mg/Kg as CaCo3	1	1.00
Bicarbonate Alkalinity		53.3	mg/Kg as CaCo3	1	4.00
Total Alkalinity		53.3	mg/Kg as CaCo3	1	4.00

Sample: 50531 - OCD Cell #9

Analysis: BTEX	Analytical Method: S 8021B	Prep Method: S 5035
QC Batch: 14739	Date Analyzed: 2004-12-17	Analyzed By: MS
Prep Batch: 13024	Date Prepared: 2004-12-17	Prepared By: MS

Parameter	Flag	RL Result	Units	Dilution	RL
Benzene		<0.0100	mg/Kg	10	0.00100
Toluene		<0.0100	mg/Kg	10	0.00100
Ethylbenzene		<0.0100	mg/Kg	10	0.00100
Xylene		<0.0100	mg/Kg	10	0.00100

Surrogate	Flag	Result	Units	Dilution	Spike Amount	Percent Recovery	Recovery Limits
Trifluorotoluene (TFT)		0.800	mg/Kg	10	0.100	80	60.1 - 104
4-Bromofluorobenzene (4-BFB)		0.819	mg/Kg	10	0.100	82	63.1 - 105

Sample: 50531 - OCD Cell #9

Analysis: Ca, Total	Analytical Method: S 6010B	Prep Method: S 3050B
QC Batch: 14950	Date Analyzed: 2004-12-27	Analyzed By: TP
Prep Batch: 13003	Date Prepared: 2004-12-17	Prepared By: DS

Parameter	Flag	RL Result	Units	Dilution	RL
Total Calcium		13200	mg/Kg	100	50.0

Sample: 50531 - OCD Cell #9

Analysis: Chloride (IC)	Analytical Method: E 300.0	Prep Method: N/A
QC Batch: 14894	Date Analyzed: 2004-12-22	Analyzed By: WB
Prep Batch: 13147	Date Prepared: 2004-12-22	Prepared By: WB

Parameter	Flag	RL Result	Units	Dilution	RL
Chloride		356	mg/Kg	10	1.00

Sample: 50531 - OCD Cell #9

Analysis: Conductivity	Analytical Method: SM 2510B	Prep Method: N/A
QC Batch: 14900	Date Analyzed: 2004-12-22	Analyzed By: WB
Prep Batch: 13155	Date Prepared: 2004-12-22	Prepared By: WB

Parameter	Flag	RL Result	Units	Dilution	RL
Specific Conductance		1140	µMHOS/cm	1	0.00

Sample: 50531 - OCD Cell #9

Analysis: K, Total
QC Batch: 14950
Prep Batch: 13003

Analytical Method: S 6010B
Date Analyzed: 2004-12-27
Date Prepared: 2004-12-17

Prep Method: S 3050B
Analyzed By: TP
Prepared By: DS

Parameter	Flag	RL Result	Units	Dilution	RL
Total Potassium		1300	mg/Kg	1	50.0

Sample: 50531 - OCD Cell #9

Analysis: Mg, Total
QC Batch: 14950
Prep Batch: 13003

Analytical Method: S 6010B
Date Analyzed: 2004-12-27
Date Prepared: 2004-12-17

Prep Method: S 3050B
Analyzed By: TP
Prepared By: DS

Parameter	Flag	RL Result	Units	Dilution	RL
Total Magnesium		3080	mg/Kg	1	50.0

Sample: 50531 - OCD Cell #9

Analysis: Na, Total
QC Batch: 14950
Prep Batch: 13003

Analytical Method: S 6010B
Date Analyzed: 2004-12-27
Date Prepared: 2004-12-17

Prep Method: S 3050B
Analyzed By: TP
Prepared By: DS

Parameter	Flag	RL Result	Units	Dilution	RL
Total Sodium		218	mg/Kg	1	50.0

Sample: 50531 - OCD Cell #9

Analysis: pH
QC Batch: 14903
Prep Batch: 13152

Analytical Method: SM 4500-H+
Date Analyzed: 2004-12-22
Date Prepared: 2004-12-22

Prep Method: N/A
Analyzed By: WB
Prepared By: WB

Parameter	Flag	RL Result	Units	Dilution	RL
pH		8.14	s.u.	1	0.00

Sample: 50531 - OCD Cell #9

Analysis: SO4 (IC)
QC Batch: 14894
Prep Batch: 13147

Analytical Method: E 300.0
Date Analyzed: 2004-12-22
Date Prepared: 2004-12-22

Prep Method: N/A
Analyzed By: WB
Prepared By: WB

Parameter	Flag	RL Result	Units	Dilution	RL
Sulfate		46.8	mg/Kg	10	2.00

Sample: 50531 - OCD Cell #9

Analysis: TCLP Total 8 Metals	Analytical Method: S 6010B	Prep Method: TCLP 1311
QC Batch: 14998	Date Analyzed: 2004-12-29	Analyzed By: RR
Prep Batch: 13232	Date Prepared: 2004-12-29	Prepared By: DS
Analysis: TCLP Total 8 Metals	Analytical Method: S 7470A	Prep Method: TCLP 1311
QC Batch: 15031	Date Analyzed: 2004-12-30	Analyzed By: TP
Prep Batch: 13260	Date Prepared: 2004-12-29	Prepared By: TP

Parameter	Flag	RL		Dilution	RL
		Result	Units		
TCLP Silver		<0.125	mg/L	1	0.125
TCLP Arsenic		<0.100	mg/L	1	0.100
TCLP Barium		3.05	mg/L	1	0.100
TCLP Cadmium		<0.0500	mg/L	1	0.0500
TCLP Chromium		<0.100	mg/L	1	0.100
TCLP Mercury		<0.0100	mg/L	1	0.0100
TCLP Lead		<0.100	mg/L	1	0.100
TCLP Selenium		<0.500	mg/L	1	0.500

Sample: 50531 - OCD Cell #9

Analysis: TPH 418.1	Analytical Method: E 418.1	Prep Method: N/A
QC Batch: 14682	Date Analyzed: 2004-12-16	Analyzed By: DS
Prep Batch: 12974	Date Prepared: 2004-12-16	Prepared By: DS

Parameter	Flag	RL		Dilution	RL
		Result	Units		
TRPHC		<10.0	mg/Kg	1	10.0

Sample: 50532 - OCD Cell #10

Analysis: Alkalinity	Analytical Method: SM 2320B	Prep Method: N/A
QC Batch: 14967	Date Analyzed: 2004-12-27	Analyzed By: RS
Prep Batch: 13172	Date Prepared: 2004-12-27	Prepared By: RS

Parameter	Flag	RL		Dilution	RL
		Result	Units		
Hydroxide Alkalinity		<1.00	mg/Kg as CaCo3	1	1.00
Carbonate Alkalinity		5.00	mg/Kg as CaCo3	1	1.00
Bicarbonate Alkalinity		90.0	mg/Kg as CaCo3	1	4.00
Total Alkalinity		95.0	mg/Kg as CaCo3	1	4.00

Sample: 50532 - OCD Cell #10

Analysis: BTEX	Analytical Method: S 8021B	Prep Method: S 5035
QC Batch: 14739	Date Analyzed: 2004-12-17	Analyzed By: MS
Prep Batch: 13024	Date Prepared: 2004-12-17	Prepared By: MS

continued...

sample 50532 continued ...

Parameter	Flag	RL Result	Units	Dilution	RL
Benzene		<0.0100	mg/Kg	10	0.00100
Toluene		<0.0100	mg/Kg	10	0.00100
Ethylbenzene		<0.0100	mg/Kg	10	0.00100
Xylene		<0.0100	mg/Kg	10	0.00100

Surrogate	Flag	Result	Units	Dilution	Spike Amount	Percent Recovery	Recovery Limits
Trifluorotoluene (TFT)		0.802	mg/Kg	10	0.100	80	60.1 - 104
4-Bromofluorobenzene (4-BFB)		0.838	mg/Kg	10	0.100	84	63.1 - 105

Sample: 50532 - OCD Cell #10

Analysis: Ca, Total Analytical Method: S 6010B Prep Method: S 3050B
QC Batch: 14950 Date Analyzed: 2004-12-27 Analyzed By: TP
Prep Batch: 13003 Date Prepared: 2004-12-17 Prepared By: DS

Parameter	Flag	RL Result	Units	Dilution	RL
Total Calcium		79400	mg/Kg	100	50.0

Sample: 50532 - OCD Cell #10

Analysis: Chloride (IC) Analytical Method: E 300.0 Prep Method: N/A
QC Batch: 14894 Date Analyzed: 2004-12-22 Analyzed By: WB
Prep Batch: 13147 Date Prepared: 2004-12-22 Prepared By: WB

Parameter	Flag	RL Result	Units	Dilution	RL
Chloride		183	mg/Kg	5	1.00

Sample: 50532 - OCD Cell #10

Analysis: Conductivity Analytical Method: SM 2510B Prep Method: N/A
QC Batch: 14900 Date Analyzed: 2004-12-22 Analyzed By: WB
Prep Batch: 13155 Date Prepared: 2004-12-22 Prepared By: WB

Parameter	Flag	RL Result	Units	Dilution	RL
Specific Conductance		821	µMHOS/cm	1	0.00

Sample: 50532 - OCD Cell #10

Analysis: K, Total Analytical Method: S 6010B Prep Method: S 3050B

QC Batch: 14950
Prep Batch: 13003

Date Analyzed: 2004-12-27
Date Prepared: 2004-12-17

Analyzed By: TP
Prepared By: DS

Parameter	Flag	RL Result	Units	Dilution	RL
Total Potassium		2160	mg/Kg	1	50.0

Sample: 50532 - OCD Cell #10

Analysis: Mg, Total
QC Batch: 14950
Prep Batch: 13003

Analytical Method: S 6010B
Date Analyzed: 2004-12-27
Date Prepared: 2004-12-17

Prep Method: S 3050B
Analyzed By: TP
Prepared By: DS

Parameter	Flag	RL Result	Units	Dilution	RL
Total Magnesium		6120	mg/Kg	10	50.0

Sample: 50532 - OCD Cell #10

Analysis: Na, Total
QC Batch: 14950
Prep Batch: 13003

Analytical Method: S 6010B
Date Analyzed: 2004-12-27
Date Prepared: 2004-12-17

Prep Method: S 3050B
Analyzed By: TP
Prepared By: DS

Parameter	Flag	RL Result	Units	Dilution	RL
Total Sodium		772	mg/Kg	1	50.0

Sample: 50532 - OCD Cell #10

Analysis: pH
QC Batch: 14903
Prep Batch: 13152

Analytical Method: SM 4500-H+
Date Analyzed: 2004-12-22
Date Prepared: 2004-12-22

Prep Method: N/A
Analyzed By: WB
Prepared By: WB

Parameter	Flag	RL Result	Units	Dilution	RL
pH		8.76	s.u.	1	0.00

Sample: 50532 - OCD Cell #10

Analysis: SO4 (IC)
QC Batch: 14894
Prep Batch: 13147

Analytical Method: E 300.0
Date Analyzed: 2004-12-22
Date Prepared: 2004-12-22

Prep Method: N/A
Analyzed By: WB
Prepared By: WB

Parameter	Flag	RL Result	Units	Dilution	RL
Sulfate		44.8	mg/Kg	5	2.00

Sample: 50532 - OCD Cell #10

Analysis: TCLP Total 8 Metals
QC Batch: 15001
Prep Batch: 13232
Analysis: TCLP Total 8 Metals
QC Batch: 15031
Prep Batch: 13260

Analytical Method: S 6010B
Date Analyzed: 2004-12-29
Date Prepared: 2004-12-29
Analytical Method: S 7470A
Date Analyzed: 2004-12-30
Date Prepared: 2004-12-29

Prep Method: TCLP 1311
Analyzed By: RR
Prepared By: DS
Prep Method: TCLP 1311
Analyzed By: TP
Prepared By: TP

Parameter	Flag	RL Result	Units	Dilution	RL
TCLP Silver		<0.125	mg/L	1	0.125
TCLP Arsenic		<0.100	mg/L	1	0.100
TCLP Barium		2.77	mg/L	1	0.100
TCLP Cadmium		<0.0500	mg/L	1	0.0500
TCLP Chromium		<0.100	mg/L	1	0.100
TCLP Mercury		<0.0100	mg/L	1	0.0100
TCLP Lead		<0.100	mg/L	1	0.100
TCLP Selenium		<0.500	mg/L	1	0.500

Sample: 50532 - OCD Cell #10

Analysis: TPH 418.1
QC Batch: 14682
Prep Batch: 12974

Analytical Method: E 418.1
Date Analyzed: 2004-12-16
Date Prepared: 2004-12-16

Prep Method: N/A
Analyzed By: DS
Prepared By: DS

Parameter	Flag	RL Result	Units	Dilution	RL
TRPHC		<10.0	mg/Kg	1	10.0

Sample: 50533 - OCD Cell #11

Analysis: Alkalinity
QC Batch: 14968
Prep Batch: 13173

Analytical Method: SM 2320B
Date Analyzed: 2004-12-27
Date Prepared: 2004-12-27

Prep Method: N/A
Analyzed By: RS
Prepared By: RS

Parameter	Flag	RL Result	Units	Dilution	RL
Hydroxide Alkalinity		<1.00	mg/Kg as CaCo3	1	1.00
Carbonate Alkalinity		<1.00	mg/Kg as CaCo3	1	1.00
Bicarbonate Alkalinity		48.0	mg/Kg as CaCo3	1	4.00
Total Alkalinity		48.0	mg/Kg as CaCo3	1	4.00

Sample: 50533 - OCD Cell #11

Analysis: BTEX
QC Batch: 14742
Prep Batch: 13027

Analytical Method: S 8021B
Date Analyzed: 2004-12-18
Date Prepared: 2004-12-17

Prep Method: S 5035
Analyzed By: AG
Prepared By: AG

Parameter	Flag	RL Result	Units	Dilution	RL
Benzene		<0.0100	mg/Kg	10	0.00100

continued...

sample 50533 continued...

Parameter	Flag	RL Result	Units	Dilution	RL
Toluene		<0.0100	mg/Kg	10	0.00100
Ethylbenzene		<0.0100	mg/Kg	10	0.00100
Xylene		0.0106	mg/Kg	10	0.00100

Surrogate	Flag	Result	Units	Dilution	Spike Amount	Percent Recovery	Recovery Limits
Trifluorotoluene (TFT)		1.20	mg/Kg	10	0.100	120	47.1 - 124
4-Bromofluorobenzene (4-BFB)		1.08	mg/Kg	10	0.100	108	51.7 - 123

Sample: 50533 - OCD Cell #11

Analysis: Ca, Total Analytical Method: S 6010B Prep Method: S 3050B
QC Batch: 14951 Date Analyzed: 2004-12-27 Analyzed By: TP
Prep Batch: 13003 Date Prepared: 2004-12-17 Prepared By: DS

Parameter	Flag	RL Result	Units	Dilution	RL
Total Calcium		124000	mg/Kg	100	50.0

Sample: 50533 - OCD Cell #11

Analysis: Chloride (IC) Analytical Method: E 300.0 Prep Method: N/A
QC Batch: 14894 Date Analyzed: 2004-12-22 Analyzed By: WB
Prep Batch: 13147 Date Prepared: 2004-12-22 Prepared By: WB

Parameter	Flag	RL Result	Units	Dilution	RL
Chloride		80.5	mg/Kg	5	1.00

Sample: 50533 - OCD Cell #11

Analysis: Conductivity Analytical Method: SM 2510B Prep Method: N/A
QC Batch: 14900 Date Analyzed: 2004-12-22 Analyzed By: WB
Prep Batch: 13155 Date Prepared: 2004-12-22 Prepared By: WB

Parameter	Flag	RL Result	Units	Dilution	RL
Specific Conductance		471	µMHOS/cm	1	0.00

Sample: 50533 - OCD Cell #11

Analysis: K, Total Analytical Method: S 6010B Prep Method: S 3050B
QC Batch: 14951 Date Analyzed: 2004-12-27 Analyzed By: TP
Prep Batch: 13003 Date Prepared: 2004-12-17 Prepared By: DS

Parameter	Flag	RL Result	Units	Dilution	RL
Total Potassium		1620	mg/Kg	10	50.0

Sample: 50533 - OCD Cell #11

Analysis: Mg, Total Analytical Method: S 6010B Prep Method: S 3050B
QC Batch: 14951 Date Analyzed: 2004-12-27 Analyzed By: TP
Prep Batch: 13003 Date Prepared: 2004-12-17 Prepared By: DS

Parameter	Flag	RL Result	Units	Dilution	RL
Total Magnesium		4060	mg/Kg	10	50.0

Sample: 50533 - OCD Cell #11

Analysis: Na, Total Analytical Method: S 6010B Prep Method: S 3050B
QC Batch: 14951 Date Analyzed: 2004-12-27 Analyzed By: TP
Prep Batch: 13003 Date Prepared: 2004-12-17 Prepared By: DS

Parameter	Flag	RL Result	Units	Dilution	RL
Total Sodium		663	mg/Kg	10	50.0

Sample: 50533 - OCD Cell #11

Analysis: pH Analytical Method: SM 4500-H+ Prep Method: N/A
QC Batch: 14903 Date Analyzed: 2004-12-22 Analyzed By: WB
Prep Batch: 13152 Date Prepared: 2004-12-22 Prepared By: WB

Parameter	Flag	RL Result	Units	Dilution	RL
pH		8.42	s.u.	1	0.00

Sample: 50533 - OCD Cell #11

Analysis: SO4 (IC) Analytical Method: E 300.0 Prep Method: N/A
QC Batch: 14894 Date Analyzed: 2004-12-22 Analyzed By: WB
Prep Batch: 13147 Date Prepared: 2004-12-22 Prepared By: WB

Parameter	Flag	RL Result	Units	Dilution	RL
Sulfate		67.1	mg/Kg	5	2.00

Sample: 50533 - OCD Cell #11

Analysis: TCLP Total 8 Metals Analytical Method: S 6010B Prep Method: TCLP 1311
QC Batch: 15001 Date Analyzed: 2004-12-29 Analyzed By: RR

Prep Batch: 13232
Analysis: TCLP Total 8 Metals
QC Batch: 15031
Prep Batch: 13260

Date Prepared: 2004-12-29
Analytical Method: S 7470A
Date Analyzed: 2004-12-30
Date Prepared: 2004-12-29

Prepared By: DS
Prep Method: TCLP 1311
Analyzed By: TP
Prepared By: TP

Parameter	Flag	RL Result	Units	Dilution	RL
TCLP Silver		<0.125	mg/L	1	0.125
TCLP Arsenic		<0.100	mg/L	1	0.100
TCLP Barium		2.29	mg/L	1	0.100
TCLP Cadmium		<0.0500	mg/L	1	0.0500
TCLP Chromium		<0.100	mg/L	1	0.100
TCLP Mercury		<0.0100	mg/L	1	0.0100
TCLP Lead		<0.100	mg/L	1	0.100
TCLP Selenium		<0.500	mg/L	1	0.500

Sample: 50533 - OCD Cell #11

Analysis: TPH 418.1
QC Batch: 14682
Prep Batch: 12974

Analytical Method: E 418.1
Date Analyzed: 2004-12-16
Date Prepared: 2004-12-16

Prep Method: N/A
Analyzed By: DS
Prepared By: DS

Parameter	Flag	RL Result	Units	Dilution	RL
TRPHC		<10.0	mg/Kg	1	10.0

Sample: 50534 - OCD Cell #12

Analysis: Alkalinity
QC Batch: 14968
Prep Batch: 13173

Analytical Method: SM 2320B
Date Analyzed: 2004-12-27
Date Prepared: 2004-12-27

Prep Method: N/A
Analyzed By: RS
Prepared By: RS

Parameter	Flag	RL Result	Units	Dilution	RL
Hydroxide Alkalinity		<1.00	mg/Kg as CaCo3	1	1.00
Carbonate Alkalinity		<1.00	mg/Kg as CaCo3	1	1.00
Bicarbonate Alkalinity		55.0	mg/Kg as CaCo3	1	4.00
Total Alkalinity		55.0	mg/Kg as CaCo3	1	4.00

Sample: 50534 - OCD Cell #12

Analysis: BTEX
QC Batch: 14742
Prep Batch: 13027

Analytical Method: S 8021B
Date Analyzed: 2004-12-18
Date Prepared: 2004-12-17

Prep Method: S 5035
Analyzed By: AG
Prepared By: AG

Parameter	Flag	RL Result	Units	Dilution	RL
Benzene		<0.0100	mg/Kg	10	0.00100
Toluene		<0.0100	mg/Kg	10	0.00100
Ethylbenzene		<0.0100	mg/Kg	10	0.00100

continued...

sample 50534 continued ...

Parameter	Flag	RL Result	Units	Dilution	RL
Xylene		<0.0100	mg/Kg	10	0.00100

Surrogate	Flag	Result	Units	Dilution	Spike Amount	Percent Recovery	Recovery Limits
Trifluorotoluene (TFT)		2.50	mg/Kg	10	0.200	125	47.1 - 124
4-Bromofluorobenzene (4-BFB)		2.36	mg/Kg	10	0.200	118	51.7 - 123

Sample: 50534 - OCD Cell #12

Analysis: Ca, Total Analytical Method: S 6010B Prep Method: S 3050B
QC Batch: 14951 Date Analyzed: 2004-12-27 Analyzed By: TP
Prep Batch: 13003 Date Prepared: 2004-12-17 Prepared By: DS

Parameter	Flag	RL Result	Units	Dilution	RL
Total Calcium		41900	mg/Kg	10	50.0

Sample: 50534 - OCD Cell #12

Analysis: Chloride (IC) Analytical Method: E 300.0 Prep Method: N/A
QC Batch: 14894 Date Analyzed: 2004-12-22 Analyzed By: WB
Prep Batch: 13147 Date Prepared: 2004-12-22 Prepared By: WB

Parameter	Flag	RL Result	Units	Dilution	RL
Chloride		12.5	mg/Kg	5	1.00

Sample: 50534 - OCD Cell #12

Analysis: Conductivity Analytical Method: SM 2510B Prep Method: N/A
QC Batch: 14900 Date Analyzed: 2004-12-22 Analyzed By: WB
Prep Batch: 13155 Date Prepared: 2004-12-22 Prepared By: WB

Parameter	Flag	RL Result	Units	Dilution	RL
Specific Conductance		577	µMHOS/cm	1	0.00

Sample: 50534 - OCD Cell #12

Analysis: K, Total Analytical Method: S 6010B Prep Method: S 3050B
QC Batch: 14951 Date Analyzed: 2004-12-27 Analyzed By: TP
Prep Batch: 13003 Date Prepared: 2004-12-17 Prepared By: DS

¹TFT surrogate recovery is high due to peak interference. BFB surrogate recovery shows the method to be in control.

Parameter	Flag	RL Result	Units	Dilution	RL
Total Potassium		2050	mg/Kg	1	50.0

Sample: 50534 - OCD Cell #12

Analysis: Mg, Total Analytical Method: S 6010B Prep Method: S 3050B
QC Batch: 14951 Date Analyzed: 2004-12-27 Analyzed By: TP
Prep Batch: 13003 Date Prepared: 2004-12-17 Prepared By: DS

Parameter	Flag	RL Result	Units	Dilution	RL
Total Magnesium		3070	mg/Kg	1	50.0

Sample: 50534 - OCD Cell #12

Analysis: Na, Total Analytical Method: S 6010B Prep Method: S 3050B
QC Batch: 14951 Date Analyzed: 2004-12-27 Analyzed By: TP
Prep Batch: 13003 Date Prepared: 2004-12-17 Prepared By: DS

Parameter	Flag	RL Result	Units	Dilution	RL
Total Sodium		167	mg/Kg	1	50.0

Sample: 50534 - OCD Cell #12

Analysis: pH Analytical Method: SM 4500-H+ Prep Method: N/A
QC Batch: 14903 Date Analyzed: 2004-12-22 Analyzed By: WB
Prep Batch: 13152 Date Prepared: 2004-12-22 Prepared By: WB

Parameter	Flag	RL Result	Units	Dilution	RL
pH		8.27	s.u.	1	0.00

Sample: 50534 - OCD Cell #12

Analysis: SO4 (IC) Analytical Method: E 300.0 Prep Method: N/A
QC Batch: 14894 Date Analyzed: 2004-12-22 Analyzed By: WB
Prep Batch: 13147 Date Prepared: 2004-12-22 Prepared By: WB

Parameter	Flag	RL Result	Units	Dilution	RL
Sulfate		270	mg/Kg	5	2.00

Sample: 50534 - OCD Cell #12

Analysis: TCLP Total 8 Metals Analytical Method: S 6010B Prep Method: TCLP 1311
QC Batch: 15001 Date Analyzed: 2004-12-29 Analyzed By: RR

Prep Batch: 13232
Analysis: TCLP Total 8 Metals
QC Batch: 15031
Prep Batch: 13260

Date Prepared: 2004-12-29
Analytical Method: S 7470A
Date Analyzed: 2004-12-30
Date Prepared: 2004-12-29

Prepared By: DS
Prep Method: TCLP 1311
Analyzed By: TP
Prepared By: TP

Parameter	Flag	RL Result	Units	Dilution	RL
TCLP Silver		<0.125	mg/L	1	0.125
TCLP Arsenic		<0.100	mg/L	1	0.100
TCLP Barium		2.17	mg/L	1	0.100
TCLP Cadmium		<0.0500	mg/L	1	0.0500
TCLP Chromium		<0.100	mg/L	1	0.100
TCLP Mercury		<0.0100	mg/L	1	0.0100
TCLP Lead		<0.100	mg/L	1	0.100
TCLP Selenium		<0.500	mg/L	1	0.500

Sample: 50534 - OCD Cell #12

Analysis: TPH 418.1
QC Batch: 14682
Prep Batch: 12974

Analytical Method: E 418.1
Date Analyzed: 2004-12-16
Date Prepared: 2004-12-16

Prep Method: N/A
Analyzed By: DS
Prepared By: DS

Parameter	Flag	RL Result	Units	Dilution	RL
TRPHC		<10.0	mg/Kg	1	10.0

Sample: 50535 - OCD Cell #13

Analysis: Alkalinity
QC Batch: 14968
Prep Batch: 13173

Analytical Method: SM 2320B
Date Analyzed: 2004-12-27
Date Prepared: 2004-12-27

Prep Method: N/A
Analyzed By: RS
Prepared By: RS

Parameter	Flag	RL Result	Units	Dilution	RL
Hydroxide Alkalinity		<1.00	mg/Kg as CaCo3	1	1.00
Carbonate Alkalinity		<1.00	mg/Kg as CaCo3	1	1.00
Bicarbonate Alkalinity		50.0	mg/Kg as CaCo3	1	4.00
Total Alkalinity		50.0	mg/Kg as CaCo3	1	4.00

Sample: 50535 - OCD Cell #13

Analysis: BTEX
QC Batch: 14742
Prep Batch: 13027

Analytical Method: S 8021B
Date Analyzed: 2004-12-18
Date Prepared: 2004-12-17

Prep Method: S 5035
Analyzed By: AG
Prepared By: AG

Parameter	Flag	RL Result	Units	Dilution	RL
Benzene		<0.0100	mg/Kg	10	0.00100
Toluene		<0.0100	mg/Kg	10	0.00100
Ethylbenzene		<0.0100	mg/Kg	10	0.00100

continued ...

sample 50535 continued...

Parameter	Flag	RL Result	Units	Dilution	RL
Xylene		<0.0100	mg/Kg	10	0.00100

Surrogate	Flag	Result	Units	Dilution	Spike Amount	Percent Recovery	Recovery Limits
Trifluorotoluene (TFT)	²	2.60	mg/Kg	10	0.200	130	47.1 - 124
4-Bromofluorobenzene (4-BFB)		2.46	mg/Kg	10	0.200	123	51.7 - 123

Sample: 50535 - OCD Cell #13

Analysis: Ca, Total	Analytical Method: S 6010B	Prep Method: S 3050B
QC Batch: 14951	Date Analyzed: 2004-12-27	Analyzed By: TP
Prep Batch: 13003	Date Prepared: 2004-12-17	Prepared By: DS

Parameter	Flag	RL Result	Units	Dilution	RL
Total Calcium		32700	mg/Kg	10	50.0

Sample: 50535 - OCD Cell #13

Analysis: Chloride (IC)	Analytical Method: E 300.0	Prep Method: N/A
QC Batch: 14894	Date Analyzed: 2004-12-22	Analyzed By: WB
Prep Batch: 13147	Date Prepared: 2004-12-22	Prepared By: WB

Parameter	Flag	RL Result	Units	Dilution	RL
Chloride		372	mg/Kg	10	1.00

Sample: 50535 - OCD Cell #13

Analysis: Conductivity	Analytical Method: SM 2510B	Prep Method: N/A
QC Batch: 14900	Date Analyzed: 2004-12-22	Analyzed By: WB
Prep Batch: 13155	Date Prepared: 2004-12-22	Prepared By: WB

Parameter	Flag	RL Result	Units	Dilution	RL
Specific Conductance		1330	µMHOS/cm	1	0.00

Sample: 50535 - OCD Cell #13

Analysis: K, Total	Analytical Method: S 6010B	Prep Method: S 3050B
QC Batch: 14951	Date Analyzed: 2004-12-27	Analyzed By: TP
Prep Batch: 13003	Date Prepared: 2004-12-17	Prepared By: DS

²TFT surrogate recovery is high due to peak interference. BFB surrogate recovery shows the method to be in control.

Parameter	Flag	RL Result	Units	Dilution	RL
Total Potassium		1900	mg/Kg	1	50.0

Sample: 50535 - OCD Cell #13

Analysis: Mg, Total Analytical Method: S 6010B Prep Method: S 3050B
QC Batch: 14951 Date Analyzed: 2004-12-27 Analyzed By: TP
Prep Batch: 13003 Date Prepared: 2004-12-17 Prepared By: DS

Parameter	Flag	RL Result	Units	Dilution	RL
Total Magnesium		3200	mg/Kg	1	50.0

Sample: 50535 - OCD Cell #13

Analysis: Na, Total Analytical Method: S 6010B Prep Method: S 3050B
QC Batch: 14951 Date Analyzed: 2004-12-27 Analyzed By: TP
Prep Batch: 13003 Date Prepared: 2004-12-17 Prepared By: DS

Parameter	Flag	RL Result	Units	Dilution	RL
Total Sodium		206	mg/Kg	1	50.0

Sample: 50535 - OCD Cell #13

Analysis: pH Analytical Method: SM 4500-H+ Prep Method: N/A
QC Batch: 14903 Date Analyzed: 2004-12-22 Analyzed By: WB
Prep Batch: 13152 Date Prepared: 2004-12-22 Prepared By: WB

Parameter	Flag	RL Result	Units	Dilution	RL
pH		8.14	s.u.	1	0.00

Sample: 50535 - OCD Cell #13

Analysis: SO4 (IC) Analytical Method: E 300.0 Prep Method: N/A
QC Batch: 14894 Date Analyzed: 2004-12-22 Analyzed By: WB
Prep Batch: 13147 Date Prepared: 2004-12-22 Prepared By: WB

Parameter	Flag	RL Result	Units	Dilution	RL
Sulfate		58.0	mg/Kg	10	2.00

Sample: 50535 - OCD Cell #13

Analysis: TCLP Total 8 Metals Analytical Method: S 6010B Prep Method: TCLP 1311
QC Batch: 15001 Date Analyzed: 2004-12-29 Analyzed By: RR

Prep Batch: 13232
Analysis: TCLP Total 8 Metals
QC Batch: 15031
Prep Batch: 13260

Date Prepared: 2004-12-29
Analytical Method: S 7470A
Date Analyzed: 2004-12-30
Date Prepared: 2004-12-29

Prepared By: DS
Prep Method: TCLP 1311
Analyzed By: TP
Prepared By: TP

Parameter	Flag	RL Result	Units	Dilution	RL
TCLP Silver		<0.125	mg/L	1	0.125
TCLP Arsenic		<0.100	mg/L	1	0.100
TCLP Barium		2.40	mg/L	1	0.100
TCLP Cadmium		<0.0500	mg/L	1	0.0500
TCLP Chromium		<0.100	mg/L	1	0.100
TCLP Mercury		<0.0100	mg/L	1	0.0100
TCLP Lead		<0.100	mg/L	1	0.100
TCLP Selenium		<0.500	mg/L	1	0.500

Sample: 50535 - OCD Cell #13

Analysis: TPH 418.1
QC Batch: 14682
Prep Batch: 12974

Analytical Method: E 418.1
Date Analyzed: 2004-12-16
Date Prepared: 2004-12-16

Prep Method: N/A
Analyzed By: DS
Prepared By: DS

Parameter	Flag	RL Result	Units	Dilution	RL
TRPHC		<10.0	mg/Kg	1	10.0

Sample: 50536 - OCD Cell #14

Analysis: Alkalinity
QC Batch: 14968
Prep Batch: 13173

Analytical Method: SM 2320B
Date Analyzed: 2004-12-27
Date Prepared: 2004-12-27

Prep Method: N/A
Analyzed By: RS
Prepared By: RS

Parameter	Flag	RL Result	Units	Dilution	RL
Hydroxide Alkalinity		<1.00	mg/Kg as CaCo3	1	1.00
Carbonate Alkalinity		<1.00	mg/Kg as CaCo3	1	1.00
Bicarbonate Alkalinity		62.0	mg/Kg as CaCo3	1	4.00
Total Alkalinity		62.0	mg/Kg as CaCo3	1	4.00

Sample: 50536 - OCD Cell #14

Analysis: BTEX
QC Batch: 14743
Prep Batch: 13028

Analytical Method: S 8021B
Date Analyzed: 2004-12-18
Date Prepared: 2004-12-17

Prep Method: S 5035
Analyzed By: AG
Prepared By: AG

Parameter	Flag	RL Result	Units	Dilution	RL
Benzene		<0.0100	mg/Kg	10	0.00100
Toluene		<0.0100	mg/Kg	10	0.00100
Ethylbenzene		<0.0100	mg/Kg	10	0.00100

continued ...

sample 50536 continued ...

Parameter	Flag	RL Result	Units	Dilution	RL
Xylene		<0.0100	mg/Kg	10	0.00100

Surrogate	Flag	Result	Units	Dilution	Spike Amount	Percent Recovery	Recovery Limits
Trifluorotoluene (TFT)		0.986	mg/Kg	10	0.100	99	47.1 - 124
4-Bromofluorobenzene (4-BFB)		0.991	mg/Kg	10	0.100	99	51.7 - 123

Sample: 50536 - OCD Cell #14

Analysis: Ca, Total	Analytical Method: S 6010B	Prep Method: S 3050B
QC Batch: 14951	Date Analyzed: 2004-12-27	Analyzed By: TP
Prep Batch: 13003	Date Prepared: 2004-12-17	Prepared By: DS

Parameter	Flag	RL Result	Units	Dilution	RL
Total Calcium		86400	mg/Kg	100	50.0

Sample: 50536 - OCD Cell #14

Analysis: Chloride (IC)	Analytical Method: E 300.0	Prep Method: N/A
QC Batch: 14894	Date Analyzed: 2004-12-22	Analyzed By: WB
Prep Batch: 13147	Date Prepared: 2004-12-22	Prepared By: WB

Parameter	Flag	RL Result	Units	Dilution	RL
Chloride		46.1	mg/Kg	5	1.00

Sample: 50536 - OCD Cell #14

Analysis: Conductivity	Analytical Method: SM 2510B	Prep Method: N/A
QC Batch: 14900	Date Analyzed: 2004-12-22	Analyzed By: WB
Prep Batch: 13155	Date Prepared: 2004-12-22	Prepared By: WB

Parameter	Flag	RL Result	Units	Dilution	RL
Specific Conductance		323	µMHOS/cm	1	0.00

Sample: 50536 - OCD Cell #14

Analysis: K, Total	Analytical Method: S 6010B	Prep Method: S 3050B
QC Batch: 14951	Date Analyzed: 2004-12-27	Analyzed By: TP
Prep Batch: 13003	Date Prepared: 2004-12-17	Prepared By: DS

continued ...

sample 50536 continued...

Parameter	Flag	RL Result	Units	Dilution	RL
Total Potassium		1450	mg/Kg	1	50.0

Sample: 50536 - OCD Cell #14

Analysis: Mg, Total Analytical Method: S 6010B Prep Method: S 3050B
 QC Batch: 14951 Date Analyzed: 2004-12-27 Analyzed By: TP
 Prep Batch: 13003 Date Prepared: 2004-12-17 Prepared By: DS

Parameter	Flag	RL Result	Units	Dilution	RL
Total Magnesium		3380	mg/Kg	1	50.0

Sample: 50536 - OCD Cell #14

Analysis: Na, Total Analytical Method: S 6010B Prep Method: S 3050B
 QC Batch: 14951 Date Analyzed: 2004-12-27 Analyzed By: TP
 Prep Batch: 13003 Date Prepared: 2004-12-17 Prepared By: DS

Parameter	Flag	RL Result	Units	Dilution	RL
Total Sodium		365	mg/Kg	1	50.0

Sample: 50536 - OCD Cell #14

Analysis: pH Analytical Method: SM 4500-H+ Prep Method: N/A
 QC Batch: 14903 Date Analyzed: 2004-12-22 Analyzed By: WB
 Prep Batch: 13152 Date Prepared: 2004-12-22 Prepared By: WB

Parameter	Flag	RL Result	Units	Dilution	RL
pH		8.78	s.u.	1	0.00

Sample: 50536 - OCD Cell #14

Analysis: SO4 (IC) Analytical Method: E 300.0 Prep Method: N/A
 QC Batch: 14894 Date Analyzed: 2004-12-22 Analyzed By: WB
 Prep Batch: 13147 Date Prepared: 2004-12-22 Prepared By: WB

Parameter	Flag	RL Result	Units	Dilution	RL
Sulfate		43.6	mg/Kg	5	2.00

Sample: 50536 - OCD Cell #14

Analysis: TCLP Total 8 Metals	Analytical Method: S 6010B	Prep Method: TCLP 1311
QC Batch: 15001	Date Analyzed: 2004-12-29	Analyzed By: RR
Prep Batch: 13232	Date Prepared: 2004-12-29	Prepared By: DS
Analysis: TCLP Total 8 Metals	Analytical Method: S 7470A	Prep Method: TCLP 1311
QC Batch: 15031	Date Analyzed: 2004-12-30	Analyzed By: TP
Prep Batch: 13260	Date Prepared: 2004-12-29	Prepared By: TP

Parameter	Flag	RL Result	Units	Dilution	RL
TCLP Silver		<0.125	mg/L	1	0.125
TCLP Arsenic		<0.100	mg/L	1	0.100
TCLP Barium		2.89	mg/L	1	0.100
TCLP Cadmium		<0.0500	mg/L	1	0.0500
TCLP Chromium		<0.100	mg/L	1	0.100
TCLP Mercury		<0.0100	mg/L	1	0.0100
TCLP Lead		<0.100	mg/L	1	0.100
TCLP Selenium		<0.500	mg/L	1	0.500

Sample: 50536 - OCD Cell #14

Analysis: TPH 418.1	Analytical Method: E 418.1	Prep Method: N/A
QC Batch: 14682	Date Analyzed: 2004-12-16	Analyzed By: DS
Prep Batch: 12974	Date Prepared: 2004-12-16	Prepared By: DS

Parameter	Flag	RL Result	Units	Dilution	RL
TRPHC		<10.0	mg/Kg	1	10.0

Sample: 50537 - OCD Cell #15

Analysis: Alkalinity	Analytical Method: SM 2320B	Prep Method: N/A
QC Batch: 14968	Date Analyzed: 2004-12-27	Analyzed By: RS
Prep Batch: 13173	Date Prepared: 2004-12-27	Prepared By: RS

Parameter	Flag	RL Result	Units	Dilution	RL
Hydroxide Alkalinity		<1.00	mg/Kg as CaCo3	1	1.00
Carbonate Alkalinity		<1.00	mg/Kg as CaCo3	1	1.00
Bicarbonate Alkalinity		43.0	mg/Kg as CaCo3	1	4.00
Total Alkalinity		43.0	mg/Kg as CaCo3	1	4.00

Sample: 50537 - OCD Cell #15

Analysis: BTEX	Analytical Method: S 8021B	Prep Method: S 5035
QC Batch: 14743	Date Analyzed: 2004-12-18	Analyzed By: AG
Prep Batch: 13028	Date Prepared: 2004-12-17	Prepared By: AG

continued ...

sample 50537 continued ...

Parameter	Flag	RL Result	Units	Dilution	RL
Benzene		<0.0100	mg/Kg	10	0.00100
Toluene		<0.0100	mg/Kg	10	0.00100
Ethylbenzene		<0.0100	mg/Kg	10	0.00100
Xylene		<0.0100	mg/Kg	10	0.00100

Surrogate	Flag	Result	Units	Dilution	Spike Amount	Percent Recovery	Recovery Limits
Trifluorotoluene (TFT)		1.15	mg/Kg	10	0.100	115	47.1 - 124
4-Bromofluorobenzene (4-BFB)		1.15	mg/Kg	10	0.100	115	51.7 - 123

Sample: 50537 - OCD Cell #15

Analysis: Ca, Total Analytical Method: S 6010B Prep Method: S 3050B
QC Batch: 14951 Date Analyzed: 2004-12-27 Analyzed By: TP
Prep Batch: 13003 Date Prepared: 2004-12-17 Prepared By: DS

Parameter	Flag	RL Result	Units	Dilution	RL
Total Calcium		8060	mg/Kg	10	50.0

Sample: 50537 - OCD Cell #15

Analysis: Chloride (IC) Analytical Method: E 300.0 Prep Method: N/A
QC Batch: 14928 Date Analyzed: 2004-12-23 Analyzed By: WB
Prep Batch: 13161 Date Prepared: 2004-12-23 Prepared By: WB

Parameter	Flag	RL Result	Units	Dilution	RL
Chloride		93.7	mg/Kg	5	1.00

Sample: 50537 - OCD Cell #15

Analysis: Conductivity Analytical Method: SM 2510B Prep Method: N/A
QC Batch: 14899 Date Analyzed: 2004-12-22 Analyzed By: WB
Prep Batch: 13156 Date Prepared: 2004-12-22 Prepared By: WB

Parameter	Flag	RL Result	Units	Dilution	RL
Specific Conductance		489	µMHOS/cm	1	0.00

Sample: 50537 - OCD Cell #15

Analysis: K, Total Analytical Method: S 6010B Prep Method: S 3050B

QC Batch: 14951
Prep Batch: 13003

Date Analyzed: 2004-12-27
Date Prepared: 2004-12-17

Analyzed By: TP
Prepared By: DS

Parameter	Flag	RL Result	Units	Dilution	RL
Total Potassium		1800	mg/Kg	1	50.0

Sample: 50537 - OCD Cell #15

Analysis: Mg, Total
QC Batch: 14951
Prep Batch: 13003

Analytical Method: S 6010B
Date Analyzed: 2004-12-27
Date Prepared: 2004-12-17

Prep Method: S 3050B
Analyzed By: TP
Prepared By: DS

Parameter	Flag	RL Result	Units	Dilution	RL
Total Magnesium		2040	mg/Kg	1	50.0

Sample: 50537 - OCD Cell #15

Analysis: Na, Total
QC Batch: 14951
Prep Batch: 13003

Analytical Method: S 6010B
Date Analyzed: 2004-12-27
Date Prepared: 2004-12-17

Prep Method: S 3050B
Analyzed By: TP
Prepared By: DS

Parameter	Flag	RL Result	Units	Dilution	RL
Total Sodium		121	mg/Kg	1	50.0

Sample: 50537 - OCD Cell #15

Analysis: pH
QC Batch: 14902
Prep Batch: 13153

Analytical Method: SM 4500-H+
Date Analyzed: 2004-12-22
Date Prepared: 2004-12-22

Prep Method: N/A
Analyzed By: WB
Prepared By: WB

Parameter	Flag	RL Result	Units	Dilution	RL
pH		8.25	s.u.	1	0.00

Sample: 50537 - OCD Cell #15

Analysis: SO4 (IC)
QC Batch: 14928
Prep Batch: 13161

Analytical Method: E 300.0
Date Analyzed: 2004-12-23
Date Prepared: 2004-12-23

Prep Method: N/A
Analyzed By: WB
Prepared By: WB

Parameter	Flag	RL Result	Units	Dilution	RL
Sulfate		31.5	mg/Kg	5	2.00

Sample: 50537 - OCD Cell #15

Analysis: TCLP Total 8 Metals
QC Batch: 15001
Prep Batch: 13232
Analysis: TCLP Total 8 Metals
QC Batch: 15031
Prep Batch: 13260

Analytical Method: S 6010B
Date Analyzed: 2004-12-29
Date Prepared: 2004-12-29
Analytical Method: S 7470A
Date Analyzed: 2004-12-30
Date Prepared: 2004-12-29

Prep Method: TCLP 1311
Analyzed By: RR
Prepared By: DS
Prep Method: TCLP 1311
Analyzed By: TP
Prepared By: TP

Parameter	Flag	RL Result	Units	Dilution	RL
TCLP Silver		<0.125	mg/L	1	0.125
TCLP Arsenic		<0.100	mg/L	1	0.100
TCLP Barium		2.33	mg/L	1	0.100
TCLP Cadmium		<0.0500	mg/L	1	0.0500
TCLP Chromium		<0.100	mg/L	1	0.100
TCLP Mercury		<0.0100	mg/L	1	0.0100
TCLP Lead		<0.100	mg/L	1	0.100
TCLP Selenium		<0.500	mg/L	1	0.500

Sample: 50537 - OCD Cell #15

Analysis: TPH 418.1
QC Batch: 14682
Prep Batch: 12974

Analytical Method: E 418.1
Date Analyzed: 2004-12-16
Date Prepared: 2004-12-16

Prep Method: N/A
Analyzed By: DS
Prepared By: DS

Parameter	Flag	RL Result	Units	Dilution	RL
TRPHC		<10.0	mg/Kg	1	10.0

Method Blank (1) QC Batch: 14682

Parameter	Flag	Result	Units	RL
TRPHC		<10.0	mg/Kg	10

Method Blank (2) QC Batch: 14682

Parameter	Flag	Result	Units	RL
TRPHC		<10.0	mg/Kg	10

Method Blank (1) QC Batch: 14739

Parameter	Flag	Result	Units	RL
Benzene		<0.0100	mg/Kg	0.001
Toluene		<0.0100	mg/Kg	0.001

continued...

method blank continued...

Parameter	Flag	Result	Units	RL
Ethylbenzene		<0.0100	mg/Kg	0.001
Xylene		<0.0100	mg/Kg	0.001

Surrogate	Flag	Result	Units	Dilution	Spike Amount	Percent Recovery	Recovery Limits
Trifluorotoluene (TFT)		0.931	mg/Kg	10	0.100	93	74.5 - 114
4-Bromofluorobenzene (4-BFB)		0.693	mg/Kg	10	0.100	69	36.6 - 112

Method Blank (1) QC Batch: 14742

Parameter	Flag	Result	Units	RL
Benzene		<0.0100	mg/Kg	0.001
Toluene		<0.0100	mg/Kg	0.001
Ethylbenzene		<0.0100	mg/Kg	0.001
Xylene		<0.0100	mg/Kg	0.001

Surrogate	Flag	Result	Units	Dilution	Spike Amount	Percent Recovery	Recovery Limits
Trifluorotoluene (TFT)		0.930	mg/Kg	10	0.100	93	47.2 - 109
4-Bromofluorobenzene (4-BFB)	³	0.544	mg/Kg	10	0.100	54	63.4 - 130

Method Blank (1) QC Batch: 14743

Parameter	Flag	Result	Units	RL
Benzene		<0.00100	mg/Kg	0.001
Toluene		<0.00100	mg/Kg	0.001
Ethylbenzene		<0.00100	mg/Kg	0.001
Xylene		<0.00100	mg/Kg	0.001

Surrogate	Flag	Result	Units	Dilution	Spike Amount	Percent Recovery	Recovery Limits
Trifluorotoluene (TFT)		0.0935	mg/Kg	1	0.100	94	47.2 - 109
4-Bromofluorobenzene (4-BFB)	⁴	0.0565	mg/Kg	1	0.100	56	63.4 - 130

Method Blank (1) QC Batch: 14801

Parameter	Flag	Result	Units	RL
Benzene		<0.0100	mg/Kg	0.001
Toluene		<0.0100	mg/Kg	0.001
Ethylbenzene		<0.0100	mg/Kg	0.001
Xylene		<0.0100	mg/Kg	0.001

³BFB surrogate recovery is low due to prep. TFT surrogate recovery shows the method to be in control. Low BFB was not observed in other samples or QC.

⁴BFB surrogate recovery is low due to prep. TFT surrogate recovery shows the method to be in control. Low BFB was not observed in other samples or QC.

Surrogate	Flag	Result	Units	Dilution	Spike Amount	Percent Recovery	Recovery Limits
Trifluorotoluene (TFT)		0.925	mg/Kg	10	0.100	92	74.5 - 114
4-Bromofluorobenzene (4-BFB)		0.570	mg/Kg	10	0.100	57	36.6 - 112

Matrix Blank (1) QC Batch: 14893

Parameter	Flag	Result	Units	RL
Chloride		10.7	mg/Kg	1

Matrix Blank (1) QC Batch: 14893

Parameter	Flag	Result	Units	RL
Sulfate		12.5	mg/Kg	2

Matrix Blank (1) QC Batch: 14894

Parameter	Flag	Result	Units	RL
Chloride		10.8	mg/Kg	1

Matrix Blank (1) QC Batch: 14894

Parameter	Flag	Result	Units	RL
Sulfate		12.6	mg/Kg	2

Method Blank (1) QC Batch: 14899

Parameter	Flag	Result	Units	RL
Specific Conductance		2.76	μ MHOS/cm	

Method Blank (1) QC Batch: 14900

Parameter	Flag	Result	Units	RL
Specific Conductance		2.58	μ MHOS/cm	

Method Blank (1) QC Batch: 14901

Parameter	Flag	Result	Units	RL
Specific Conductance		2.58	µMHOS/cm	

Matrix Blank (1) QC Batch: 14928

Parameter	Flag	Result	Units	RL
Chloride		17.3	mg/Kg	1

Matrix Blank (1) QC Batch: 14928

Parameter	Flag	Result	Units	RL
Sulfate		16.2	mg/Kg	2

Method Blank (1) QC Batch: 14950

Parameter	Flag	Result	Units	RL
Total Calcium		<50.0	mg/Kg	50

Method Blank (1) QC Batch: 14950

Parameter	Flag	Result	Units	RL
Total Potassium		<50.0	mg/Kg	50

Method Blank (1) QC Batch: 14950

Parameter	Flag	Result	Units	RL
Total Magnesium		<50.0	mg/Kg	50

Method Blank (1) QC Batch: 14950

Parameter	Flag	Result	Units	RL
Total Sodium		<50.0	mg/Kg	50

Method Blank (1) QC Batch: 14951

Parameter	Flag	Result	Units	RL
Total Calcium		<50.0	mg/Kg	50

Method Blank (1) QC Batch: 14951

Parameter	Flag	Result	Units	RL
Total Potassium		<50.0	mg/Kg	50

Method Blank (1) QC Batch: 14951

Parameter	Flag	Result	Units	RL
Total Magnesium		<50.0	mg/Kg	50

Method Blank (1) QC Batch: 14951

Parameter	Flag	Result	Units	RL
Total Sodium		<50.0	mg/Kg	50

Method Blank (1) QC Batch: 14967

Parameter	Flag	Result	Units	RL
Hydroxide Alkalinity		<1.00	mg/Kg as CaCo3	1
Carbonate Alkalinity		<1.00	mg/Kg as CaCo3	1
Bicarbonate Alkalinity		<4.00	mg/Kg as CaCo3	4
Total Alkalinity		<4.00	mg/Kg as CaCo3	4

Method Blank (1) QC Batch: 14968

Parameter	Flag	Result	Units	RL
Hydroxide Alkalinity		<1.00	mg/Kg as CaCo3	1
Carbonate Alkalinity		<1.00	mg/Kg as CaCo3	1
Bicarbonate Alkalinity		<4.00	mg/Kg as CaCo3	4
Total Alkalinity		<4.00	mg/Kg as CaCo3	4

Method Blank (1) QC Batch: 14998

Parameter	Flag	Result	Units	RL
TCLP Silver		<0.125	mg/L	0.125

Method Blank (1) QC Batch: 14998

Parameter	Flag	Result	Units	RL
TCLP Silver		<0.125	mg/L	0.125
TCLP Arsenic		<0.100	mg/L	0.1
TCLP Barium		<0.100	mg/L	0.1
TCLP Cadmium		<0.0500	mg/L	0.05
TCLP Chromium		<0.100	mg/L	0.1
TCLP Lead		<0.100	mg/L	0.1
TCLP Selenium		<0.500	mg/L	0.5

Method Blank (1) QC Batch: 15001

Parameter	Flag	Result	Units	RL
TCLP Silver		<0.125	mg/L	0.125
TCLP Arsenic		<0.100	mg/L	0.1
TCLP Barium		<0.100	mg/L	0.1
TCLP Cadmium		<0.0500	mg/L	0.05
TCLP Chromium		<0.100	mg/L	0.1
TCLP Lead		<0.100	mg/L	0.1
TCLP Selenium		<0.500	mg/L	0.5

Method Blank (1) QC Batch: 15030

Parameter	Flag	Result	Units	RL
TCLP Mercury		<0.0100	mg/L	0.01

Method Blank (1) QC Batch: 15031

Parameter	Flag	Result	Units	RL
TCLP Mercury		<0.0100	mg/L	0.01

Duplicate (1) QC Batch: 14899

Param	Duplicate Result	Sample Result	Units	Dilution	RPD	RPD Limit
Specific Conductance	493	489	µMHOS/cm	1	1	20

Duplicate (1) QC Batch: 14900

continued ...

duplicate continued ...

Param	Duplicate Result	Sample Result	Units	Dilution	RPD	RPD Limit
Param	Duplicate Result	Sample Result	Units	Dilution	RPD	RPD Limit
Specific Conductance	325	323	μMHOS/cm	1	1	20

Duplicate (1) QC Batch: 14901

Param	Duplicate Result	Sample Result	Units	Dilution	RPD	RPD Limit
Specific Conductance	1890	1920	μMHOS/cm	1	2	20

Duplicate (1) QC Batch: 14902

Param	Duplicate Result	Sample Result	Units	Dilution	RPD	RPD Limit
pH	8.26	8.25	s.u.	1	0	0.6

Duplicate (1) QC Batch: 14903

Param	Duplicate Result	Sample Result	Units	Dilution	RPD	RPD Limit
pH	8.77	8.78	s.u.	1	0	0.6

Duplicate (1) QC Batch: 14904

Param	Duplicate Result	Sample Result	Units	Dilution	RPD	RPD Limit
pH	8.75	8.74	s.u.	1	0	0.6

Duplicate (1) QC Batch: 14967

Param	Duplicate Result	Sample Result	Units	Dilution	RPD	RPD Limit
Hydroxide Alkalinity	<1.00	<1.00	mg/Kg as CaCo3	1	0	20
Carbonate Alkalinity	<1.00	<1.00	mg/Kg as CaCo3	1	0	20
Bicarbonate Alkalinity	55.6	53.3	mg/Kg as CaCo3	1	4	20
Total Alkalinity	55.6	53.3	mg/Kg as CaCo3	1	4	20

Duplicate (1) QC Batch: 14968

continued ...

duplicate continued ...

Param	Duplicate Result	Sample Result	Units	Dilution	RPD	RPD Limit
Param	Duplicate Result	Sample Result	Units	Dilution	RPD	RPD Limit
Hydroxide Alkalinity	<1.00	<1.00	mg/Kg as CaCo3	1	0	20
Carbonate Alkalinity	<1.00	<1.00	mg/Kg as CaCo3	1	0	20
Bicarbonate Alkalinity	43.0	43.0	mg/Kg as CaCo3	1	0	20
Total Alkalinity	43.0	43.0	mg/Kg as CaCo3	1	0	20

Laboratory Control Spike (LCS-1) QC Batch: 14682

Param	LCS Result	LCSD Result	Units	Dil.	Spike Amount	Matrix Result	Rec.	RPD	Rec. Limit	RPD Limit
TRPHC	253	255	mg/Kg	1	250	<7.12	101	1	74 - 122	20

Percent recovery is based on the spike result. RPD is based on the spike and spike duplicate result.

Laboratory Control Spike (LCS-2) QC Batch: 14682

Param	LCS Result	LCSD Result	Units	Dil.	Spike Amount	Matrix Result	Rec.	RPD	Rec. Limit	RPD Limit
TRPHC	249	243	mg/Kg	1	250	<7.12	100	2	74 - 122	20

Percent recovery is based on the spike result. RPD is based on the spike and spike duplicate result.

Laboratory Control Spike (LCS-1) QC Batch: 14739

Param	LCS Result	LCSD Result	Units	Dil.	Spike Amount	Matrix Result	Rec.	RPD	Rec. Limit	RPD Limit
Benzene	0.990	0.964	mg/Kg	10	0.100	<0.0333	99	3	79.8 - 114	9.4
Toluene	0.967	0.942	mg/Kg	10	0.100	<0.0353	97	3	79.7 - 115	7.5
Ethylbenzene	0.996	0.975	mg/Kg	10	0.100	<0.0339	100	2	78.7 - 116	8
Xylene	2.81	2.74	mg/Kg	10	0.300	<0.103	94	2	78.7 - 118	7.9

Percent recovery is based on the spike result. RPD is based on the spike and spike duplicate result.

Surrogate	LCS Result	LCSD Result	Units	Dil.	Spike Amount	LCS Rec.	LCSD Rec.	Rec. Limit
Trifluorotoluene (TFT)	0.986	0.948	mg/Kg	10	0.100	99	95	76.6 - 114
4-Bromofluorobenzene (4-BFB)	0.961	0.932	mg/Kg	10	0.100	96	93	72.2 - 111

Laboratory Control Spike (LCS-1) QC Batch: 14742

Param	LCS Result	LCSD Result	Units	Dil.	Spike Amount	Matrix Result	Rec.	RPD	Rec. Limit	RPD Limit
Benzene	0.830	0.854	mg/Kg	10	0.100	<0.0153	83	3	71.9 - 117	9.4
Toluene	0.867	0.884	mg/Kg	10	0.100	<0.00954	87	2	74.1 - 115	8.2
Ethylbenzene	0.918	0.937	mg/Kg	10	0.100	<0.00954	92	2	77.8 - 115	9.7
Xylene	3.01	3.06	mg/Kg	10	0.300	<0.0300	100	2	80.6 - 119	10.3

Percent recovery is based on the spike result. RPD is based on the spike and spike duplicate result.

Surrogate	LCS Result	LCSD Result	Units	Dil.	Spike Amount	LCS Rec.	LCSD Rec.	Rec. Limit
Trifluorotoluene (TFT)	0.817	0.839	mg/Kg	10	0.100	82	84	60.7 - 130
4-Bromofluorobenzene (4-BFB)	0.806	0.836	mg/Kg	10	0.100	81	84	75.3 - 114

Laboratory Control Spike (LCS-1) QC Batch: 14743

Param	LCS Result	LCSD Result	Units	Dil.	Spike Amount	Matrix Result	Rec.	RPD	Rec. Limit	RPD Limit
Benzene	0.0893	0.0906	mg/Kg	1	0.100	<0.00153	89	1	71.9 - 117	9.4
Toluene	0.0889	0.0907	mg/Kg	1	0.100	<0.000954	89	2	74.1 - 115	8.2
Ethylbenzene	0.0953	0.0966	mg/Kg	1	0.100	<0.000954	95	1	77.8 - 115	9.7
Xylene	0.313	0.316	mg/Kg	1	0.300	<0.00300	104	1	80.6 - 119	10.3

Percent recovery is based on the spike result. RPD is based on the spike and spike duplicate result.

Surrogate	LCS Result	LCSD Result	Units	Dil.	Spike Amount	LCS Rec.	LCSD Rec.	Rec. Limit
Trifluorotoluene (TFT)	0.0860	0.0871	mg/Kg	1	0.100	86	87	60.7 - 130
4-Bromofluorobenzene (4-BFB)	0.0870	0.0868	mg/Kg	1	0.100	87	87	75.3 - 114

Laboratory Control Spike (LCS-1) QC Batch: 14801

Param	LCS Result	LCSD Result	Units	Dil.	Spike Amount	Matrix Result	Rec.	RPD	Rec. Limit	RPD Limit
Benzene	0.946	0.952	mg/Kg	10	0.100	<0.0333	95	1	79.8 - 114	9.4
Toluene	0.924	0.933	mg/Kg	10	0.100	<0.0353	92	1	79.7 - 115	7.5
Ethylbenzene	0.963	0.973	mg/Kg	10	0.100	<0.0339	96	1	78.7 - 116	8
Xylene	2.71	2.75	mg/Kg	10	0.300	<0.103	90	1	78.7 - 118	7.9

Percent recovery is based on the spike result. RPD is based on the spike and spike duplicate result.

Surrogate	LCS Result	LCSD Result	Units	Dil.	Spike Amount	LCS Rec.	LCSD Rec.	Rec. Limit
Trifluorotoluene (TFT)	0.953	0.982	mg/Kg	10	0.100	95	98	76.6 - 114
4-Bromofluorobenzene (4-BFB)	0.893	0.926	mg/Kg	10	0.100	89	93	72.2 - 111

Laboratory Control Spike (LCS-1) QC Batch: 14893

Param	LCS Result	LCSD Result	Units	Dil.	Spike Amount	Matrix Result	Rec.	RPD	Rec. Limit	RPD Limit
Chloride	22.6	23.1	mg/Kg	1	12.5	10.7	95	2	90 - 110	20

Percent recovery is based on the spike result. RPD is based on the spike and spike duplicate result.

Laboratory Control Spike (LCS-1) QC Batch: 14893

Param	LCS Result	LCSD Result	Units	Dil.	Spike Amount	Matrix Result	Rec.	RPD	Rec. Limit	RPD Limit
Sulfate	24.7	24.7	mg/Kg	1	12.5	12.5	98	0	90 - 110	20

Percent recovery is based on the spike result. RPD is based on the spike and spike duplicate result.

Laboratory Control Spike (LCS-1) QC Batch: 14894

Param	LCS Result	LCSD Result	Units	Dil.	Spike Amount	Matrix Result	Rec.	RPD	Rec. Limit	RPD Limit
Chloride	24.3	24.5	mg/Kg	1	12.5	10.8	108	1	90 - 110	20

Percent recovery is based on the spike result. RPD is based on the spike and spike duplicate result.

Laboratory Control Spike (LCS-1) QC Batch: 14894

Param	LCS Result	LCSD Result	Units	Dil.	Spike Amount	Matrix Result	Rec.	RPD	Rec. Limit	RPD Limit
Sulfate	24.7	24.9	mg/Kg	1	12.5	12.6	97	1	90 - 110	20

Percent recovery is based on the spike result. RPD is based on the spike and spike duplicate result.

Laboratory Control Spike (LCS-1) QC Batch: 14928

Param	LCS Result	LCSD Result	Units	Dil.	Spike Amount	Matrix Result	Rec.	RPD	Rec. Limit	RPD Limit
Chloride	29.4	29.4	mg/Kg	1	12.5	17.3	97	0	90 - 110	20

Percent recovery is based on the spike result. RPD is based on the spike and spike duplicate result.

Laboratory Control Spike (LCS-1) QC Batch: 14928

Param	LCS Result	LCSD Result	Units	Dil.	Spike Amount	Matrix Result	Rec.	RPD	Rec. Limit	RPD Limit
Sulfate	28.5	28.5	mg/Kg	1	12.5	16.2	98	0	90 - 110	20

Percent recovery is based on the spike result. RPD is based on the spike and spike duplicate result.

Laboratory Control Spike (LCS-1) QC Batch: 14950

Param	LCS Result	LCSD Result	Units	Dil.	Spike Amount	Matrix Result	Rec.	RPD	Rec. Limit	RPD Limit
Total Calcium	12400	11400	mg/Kg	100	100	<64.2	124	8	75 - 125	20

Percent recovery is based on the spike result. RPD is based on the spike and spike duplicate result.

Laboratory Control Spike (LCS-1) QC Batch: 14950

Param	LCS Result	LCSD Result	Units	Dil.	Spike Amount	Matrix Result	Rec.	RPD	Rec. Limit	RPD Limit
Total Potassium	10300	9690	mg/Kg	100	100	<166	103	6	75 - 125	20

Percent recovery is based on the spike result. RPD is based on the spike and spike duplicate result.

Laboratory Control Spike (LCS-1) QC Batch: 14950

Param	LCS Result	LCSD Result	Units	Dil.	Spike Amount	Matrix Result	Rec.	RPD	Rec. Limit	RPD Limit
Total Magnesium	10900	10700	mg/Kg	100	100	<642	109	2	75 - 125	20

Percent recovery is based on the spike result. RPD is based on the spike and spike duplicate result.

Laboratory Control Spike (LCS-1) QC Batch: 14950

Param	LCS Result	LCSD Result	Units	Dil.	Spike Amount	Matrix Result	Rec.	RPD	Rec. Limit	RPD Limit
Total Sodium	10500	9910	mg/Kg	100	100	<174	105	6	75 - 125	20

Percent recovery is based on the spike result. RPD is based on the spike and spike duplicate result.

Laboratory Control Spike (LCS-1) QC Batch: 14951

Param	LCS Result	LCSD Result	Units	Dil.	Spike Amount	Matrix Result	Rec.	RPD	Rec. Limit	RPD Limit
Total Calcium	12400	11400	mg/Kg	100	100	<64.2	124	8	75 - 125	20

Percent recovery is based on the spike result. RPD is based on the spike and spike duplicate result.

Laboratory Control Spike (LCS-1) QC Batch: 14951

Param	LCS Result	LCSD Result	Units	Dil.	Spike Amount	Matrix Result	Rec.	RPD	Rec. Limit	RPD Limit
Total Potassium	10300	9690	mg/Kg	100	100	<166	103	6	75 - 125	20

Percent recovery is based on the spike result. RPD is based on the spike and spike duplicate result.

Laboratory Control Spike (LCS-1) QC Batch: 14951

Param	LCS Result	LCSD Result	Units	Dil.	Spike Amount	Matrix Result	Rec.	RPD	Rec. Limit	RPD Limit
Total Magnesium	10900	10700	mg/Kg	100	100	<642	109	2	75 - 125	20

Percent recovery is based on the spike result. RPD is based on the spike and spike duplicate result.

Laboratory Control Spike (LCS-1) QC Batch: 14951

Param	LCS Result	LCSD Result	Units	Dil.	Spike Amount	Matrix Result	Rec.	RPD	Rec. Limit	RPD Limit
Total Sodium	10500	9910	mg/Kg	100	100	<174	105	6	75 - 125	20

Percent recovery is based on the spike result. RPD is based on the spike and spike duplicate result.

Laboratory Control Spike (LCS-1) QC Batch: 14998

Param	LCS Result	LCSD Result	Units	Dil.	Spike Amount	Matrix Result	Rec.	RPD	Rec. Limit	RPD Limit
TCLP Silver	1.24	1.25	mg/L	1	1.25	<0.00780	99	1	91.1 - 118	20

Percent recovery is based on the spike result. RPD is based on the spike and spike duplicate result.

Laboratory Control Spike (LCS-1) QC Batch: 14998

Param	LCS Result	LCSD Result	Units	Dil.	Spike Amount	Matrix Result	Rec.	RPD	Rec. Limit	RPD Limit
TCLP Silver	1.24	1.25	mg/L	1	1.25	<0.00780	99	1	91.1 - 118	20
TCLP Arsenic	5.06	5.14	mg/L	1	5.00	<0.0590	101	2	81.1 - 123	20
TCLP Barium	10.1	10.1	mg/L	1	10.0	<0.00340	101	0	86 - 122	20
TCLP Cadmium	2.54	2.56	mg/L	1	2.50	<0.00270	102	1	84.8 - 124	20
TCLP Chromium	1.07	1.08	mg/L	1	1.00	<0.00660	107	1	81.7 - 120	20
TCLP Lead	5.06	5.17	mg/L	1	5.00	<0.0370	101	2	86.4 - 123	20
TCLP Selenium	4.65	4.68	mg/L	1	5.00	<0.100	93	1	84.4 - 111	20

Percent recovery is based on the spike result. RPD is based on the spike and spike duplicate result.

Laboratory Control Spike (LCS-1) QC Batch: 15001

Param	LCS Result	LCSD Result	Units	Dil.	Spike Amount	Matrix Result	Rec.	RPD	Rec. Limit	RPD Limit
TCLP Silver	1.24	1.25	mg/L	1	1.25	<0.00780	99	1	91.1 - 118	20
TCLP Arsenic	5.06	5.14	mg/L	1	5.00	<0.0590	101	2	81.1 - 123	20
TCLP Barium	10.1	10.1	mg/L	1	10.0	<0.00340	101	0	86 - 122	20
TCLP Cadmium	2.54	2.56	mg/L	1	2.50	<0.00270	102	1	84.8 - 124	20
TCLP Chromium	1.07	1.08	mg/L	1	1.00	<0.00660	107	1	81.7 - 120	20
TCLP Lead	5.06	5.17	mg/L	1	5.00	<0.0370	101	2	86.4 - 123	20
TCLP Selenium	4.65	4.68	mg/L	1	5.00	<0.100	93	1	84.4 - 111	20

Percent recovery is based on the spike result. RPD is based on the spike and spike duplicate result.

Laboratory Control Spike (LCS-1) QC Batch: 15030

Param	LCS Result	LCSD Result	Units	Dil.	Spike Amount	Matrix Result	Rec.	RPD	Rec. Limit	RPD Limit
TCLP Mercury	0.0546	0.0543	mg/L	1	0.0500	<0.00177	109	0	82.3 - 120	20

Percent recovery is based on the spike result. RPD is based on the spike and spike duplicate result.

Laboratory Control Spike (LCS-1) QC Batch: 15031

Param	LCS Result	LCSD Result	Units	Dil.	Spike Amount	Matrix Result	Rec.	RPD	Rec. Limit	RPD Limit
TCLP Mercury	0.0546	0.0543	mg/L	1	0.0500	<0.00177	109	0	82.3 - 120	20

Percent recovery is based on the spike result. RPD is based on the spike and spike duplicate result.

Matrix Spike (MS-1) QC Batch: 14682 Spiked Sample: 50524

Param	MS Result	MSD Result	Units	Dil.	Spike Amount	Matrix Result	Rec.	RPD	Rec. Limit	RPD Limit
TRPHC	175	176	mg/Kg	1	250	<7.12	70	0	50 - 142	20

Percent recovery is based on the spike result. RPD is based on the spike and spike duplicate result.

Matrix Spike (MS-2) QC Batch: 14682 Spiked Sample: 50537

Param	MS Result	MSD Result	Units	Dil.	Spike Amount	Matrix Result	Rec.	RPD	Rec. Limit	RPD Limit
TRPHC	174	176	mg/Kg	1	250	<7.12	70	1	50 - 142	20

Percent recovery is based on the spike result. RPD is based on the spike and spike duplicate result.

Matrix Spike (MS-1) QC Batch: 14739 Spiked Sample: 50511

Param	MS Result	MSD Result	Units	Dil.	Spike Amount	Matrix Result	Rec.	RPD	Rec. Limit ^{5,6}	RPD Limit
Benzene	⁵⁶ 0.752	0.744	mg/Kg	10	0.100	0.254	50	1	63.5 - 98.6	12
Toluene	⁷⁸ 0.783	0.763	mg/Kg	10	0.100	0.281	50	2	65.8 - 102	11.4
Ethylbenzene	⁹¹⁰ 0.854	0.842	mg/Kg	10	0.100	0.368	49	1	66.6 - 106	10.5
Xylene	¹¹¹² 2.42	2.39	mg/Kg	10	0.300	1.04	46	1	67.4 - 108	10.6

Percent recovery is based on the spike result. RPD is based on the spike and spike duplicate result.

Surrogate	MS Result	MSD Result	Units	Dil.	Spike Amount	MS Rec.	MSD Rec.	Rec. Limit
Trifluorotoluene (TFT)	0.796	0.784	mg/Kg	10	0.1	80	78	60.1 - 104
4-Bromofluorobenzene (4-BFB)	0.851	0.840	mg/Kg	10	0.1	85	84	63.1 - 105

Matrix Spike (MS-1) QC Batch: 14742 Spiked Sample: 50533

Param	MS Result	MSD Result	Units	Dil.	Spike Amount	Matrix Result	Rec.	RPD	Rec. Limit	RPD Limit
Benzene	1.07	1.05	mg/Kg	10	0.100	<0.0153	107	2	45.5 - 124	17.9
Toluene	1.10	1.07	mg/Kg	10	0.100	<0.00954	109	3	50.2 - 119	16.9
Ethylbenzene	¹³ 1.17	1.13	mg/Kg	10	0.100	<0.00954	117	3	51.9 - 115	18.2
Xylene	¹⁴ 3.78	3.69	mg/Kg	10	0.300	<0.0300	126	2	49.2 - 125	15.3

Percent recovery is based on the spike result. RPD is based on the spike and spike duplicate result.

Surrogate	MS Result	MSD Result	Units	Dil.	Spike Amount	MS Rec.	MSD Rec.	Rec. Limit
Trifluorotoluene (TFT)	1.19	0.992	mg/Kg	10	0.1	119	99	47.1 - 124
4-Bromofluorobenzene (4-BFB)	1.13	1.11	mg/Kg	10	0.1	113	111	51.7 - 123

Matrix Spike (MS-1) QC Batch: 14743 Spiked Sample: 50536

Param	MS Result	MSD Result	Units	Dil.	Spike Amount	Matrix Result	Rec.	RPD	Rec. Limit	RPD Limit
Benzene	0.924	1.02	mg/Kg	10	0.100	<0.0153	92	10	45.5 - 124	17.9
Toluene	0.940	1.03	mg/Kg	10	0.100	<0.00954	93	9	50.2 - 119	16.9

continued...

⁵Value and RPD falls within acceptable range. LCS/LCSD shows analysis to be under control.

⁶Value and RPD falls within acceptable range. LCS/LCSD shows analysis to be under control.

⁷Value and RPD falls within acceptable range. LCS/LCSD shows analysis to be under control.

⁸Value and RPD falls within acceptable range. LCS/LCSD shows analysis to be under control.

⁹Value and RPD falls within acceptable range. LCS/LCSD shows analysis to be under control.

¹⁰Value and RPD falls within acceptable range. LCS/LCSD shows analysis to be under control.

¹¹Value and RPD falls within acceptable range. LCS/LCSD shows analysis to be under control.

¹²Value and RPD falls within acceptable range. LCS/LCSD shows analysis to be under control.

¹³High analyte recovery due to peak interference. LCS and LCSD show the method to be in control.

¹⁴High analyte recovery due to peak interference. LCS and LCSD show the method to be in control.

matrix spikes continued ...

Param	MS Result	MSD Result	Units	Dil.	Spike Amount	Matrix Result	Rec.	RPD	Rec. Limit	RPD Limit
Ethylbenzene	0.994	1.10	mg/Kg	10	0.100	<0.00954	99	10	51.9 - 115	18.2
Xylene	3.25	3.60	mg/Kg	10	0.300	<0.0300	108	10	49.2 - 125	15.3

Percent recovery is based on the spike result. RPD is based on the spike and spike duplicate result.

Surrogate	MS Result	MSD Result	Units	Dil.	Spike Amount	MS Rec.	MSD Rec.	Rec. Limit
Trifluorotoluene (TFT)	0.985	1.15	mg/Kg	10	0.1	98	115	47.1 - 124
4-Bromofluorobenzene (4-BFB)	1.03	1.13	mg/Kg	10	0.1	103	113	51.7 - 123

Matrix Spike (MS-1) QC Batch: 14893 Spiked Sample: 50526

Param	MS Result	MSD Result	Units	Dil.	Spike Amount	Matrix Result	Rec.	RPD	Rec. Limit	RPD Limit
Chloride	967	962	mg/Kg	50	12.5	372	95	0	69.4 - 118	20

Percent recovery is based on the spike result. RPD is based on the spike and spike duplicate result.

Matrix Spike (MS-1) QC Batch: 14893 Spiked Sample: 50526

Param	MS Result	MSD Result	Units	Dil.	Spike Amount	Matrix Result	Rec.	RPD	Rec. Limit	RPD Limit
Sulfate	1070	1060	mg/Kg	50	12.5	452	99	1	89.8 - 112	20

Percent recovery is based on the spike result. RPD is based on the spike and spike duplicate result.

Matrix Spike (MS-1) QC Batch: 14894 Spiked Sample: 50536

Param	MS Result	MSD Result	Units	Dil.	Spike Amount	Matrix Result	Rec.	RPD	Rec. Limit	RPD Limit
Chloride	¹⁵¹⁶ 131	123	mg/Kg	5	12.5	46.1	136	6	69.4 - 118	20

Percent recovery is based on the spike result. RPD is based on the spike and spike duplicate result.

Matrix Spike (MS-1) QC Batch: 14894 Spiked Sample: 50536

Param	MS Result	MSD Result	Units	Dil.	Spike Amount	Matrix Result	Rec.	RPD	Rec. Limit	RPD Limit
Sulfate	109	109	mg/Kg	5	12.5	43.6	105	0	89.8 - 112	20

Percent recovery is based on the spike result. RPD is based on the spike and spike duplicate result.

Matrix Spike (MS-1) QC Batch: 14928 Spiked Sample: 50537

continued ...

¹⁵Matrix spike due to matrix effects. LCS shows the method to be in control.

¹⁶Matrix spike due to matrix effects. LCS shows the method to be in control.

matrix spikes continued ...

Param	MS Result	MSD Result	Units	Dil.	Spike Amount	Matrix Result	Rec.	RPD	Rec. Limit	RPD Limit
Chloride	163	159	mg/Kg	5	12.5	93.7	111	2	69.4 - 118	20

Percent recovery is based on the spike result. RPD is based on the spike and spike duplicate result.

Matrix Spike (MS-1) QC Batch: 14928 Spiked Sample: 50537

Param	MS Result	MSD Result	Units	Dil.	Spike Amount	Matrix Result	Rec.	RPD	Rec. Limit	RPD Limit
Sulfate	95.2	92.8	mg/Kg	5	12.5	31.5	102	2	89.8 - 112	20

Percent recovery is based on the spike result. RPD is based on the spike and spike duplicate result.

Matrix Spike (MS-1) QC Batch: 14950 Spiked Sample: 50524

Param	MS Result	MSD Result	Units	Dil.	Spike Amount	Matrix Result	Rec.	RPD	Rec. Limit	RPD Limit
Total Calcium	24300	24800	mg/Kg	100	100	13500	108	2	75 - 125	20

Percent recovery is based on the spike result. RPD is based on the spike and spike duplicate result.

Matrix Spike (MS-1) QC Batch: 14950 Spiked Sample: 50524

Param	MS Result	MSD Result	Units	Dil.	Spike Amount	Matrix Result	Rec.	RPD	Rec. Limit	RPD Limit
Total Potassium	12700	12000	mg/Kg	100	100	2810	99	6	75 - 125	20

Percent recovery is based on the spike result. RPD is based on the spike and spike duplicate result.

Matrix Spike (MS-1) QC Batch: 14950 Spiked Sample: 50524

Param	MS Result	MSD Result	Units	Dil.	Spike Amount	Matrix Result	Rec.	RPD	Rec. Limit	RPD Limit
Total Magnesium	13400	12600	mg/Kg	100	100	3630	98	6	75 - 125	20

Percent recovery is based on the spike result. RPD is based on the spike and spike duplicate result.

Matrix Spike (MS-1) QC Batch: 14950 Spiked Sample: 50524

Param	MS Result	MSD Result	Units	Dil.	Spike Amount	Matrix Result	Rec.	RPD	Rec. Limit	RPD Limit
Total Sodium	10500	10000	mg/Kg	100	100	762	97	5	75 - 125	20

Percent recovery is based on the spike result. RPD is based on the spike and spike duplicate result.

Matrix Spike (MS-1) QC Batch: 14951 Spiked Sample: 50533

Param	MS Result	MSD Result	Units	Dil.	Spike Amount	Matrix Result	Rec.	RPD	Rec. Limit	RPD Limit
Total Calcium	122000	136000	mg/Kg	100	100	124000	20	11	75 - 125	20

Percent recovery is based on the spike result. RPD is based on the spike and spike duplicate result.

Matrix Spike (MS-1) QC Batch: 14951 Spiked Sample: 50533

Param	MS Result	MSD Result	Units	Dil.	Spike Amount	Matrix Result	Rec.	RPD	Rec. Limit	RPD Limit
Total Potassium	12000	12700	mg/Kg	100	100	1620	104	6	75 - 125	20

Percent recovery is based on the spike result. RPD is based on the spike and spike duplicate result.

Matrix Spike (MS-1) QC Batch: 14951 Spiked Sample: 50533

Param	MS Result	MSD Result	Units	Dil.	Spike Amount	Matrix Result	Rec.	RPD	Rec. Limit	RPD Limit
Total Magnesium	14100	14300	mg/Kg	100	100	4060	100	1	75 - 125	20

Percent recovery is based on the spike result. RPD is based on the spike and spike duplicate result.

Matrix Spike (MS-1) QC Batch: 14951 Spiked Sample: 50533

Param	MS Result	MSD Result	Units	Dil.	Spike Amount	Matrix Result	Rec.	RPD	Rec. Limit	RPD Limit
Total Sodium	11000	11800	mg/Kg	100	100	663	103	7	75 - 125	20

Percent recovery is based on the spike result. RPD is based on the spike and spike duplicate result.

Matrix Spike (MS-1) QC Batch: 14998 Spiked Sample: 50343

Param	MS Result	MSD Result	Units	Dil.	Spike Amount	Matrix Result	Rec.	RPD	Rec. Limit	RPD Limit
TCLP Silver	1.22	1.25	mg/L	1	1.25	<0.00780	98	2	91.1 - 118	20

Percent recovery is based on the spike result. RPD is based on the spike and spike duplicate result.

Matrix Spike (MS-1) QC Batch: 14998 Spiked Sample: 50343

Param	MS Result	MSD Result	Units	Dil.	Spike Amount	Matrix Result	Rec.	RPD	Rec. Limit	RPD Limit
TCLP Silver	1.22	1.25	mg/L	1	1.25	<0.00780	98	2	91.1 - 118	20
TCLP Arsenic	5.05	5.09	mg/L	1	5.00	<0.0590	101	1	81.1 - 123	20
TCLP Barium	10.9	11.1	mg/L	1	10.0	1.53	94	2	86 - 122	20
TCLP Cadmium	2.46	2.51	mg/L	1	2.50	<0.00270	98	2	84.8 - 124	20
TCLP Chromium	1.06	1.07	mg/L	1	1.00	<0.00660	106	1	81.7 - 120	20
TCLP Lead	4.89	4.94	mg/L	1	5.00	<0.0370	98	1	86.4 - 123	20
TCLP Selenium	4.56	4.60	mg/L	1	5.00	<0.100	91	1	84.4 - 111	20

Percent recovery is based on the spike result. RPD is based on the spike and spike duplicate result.

¹⁷No matrix spike recovery due to matrix effect, LCS/LCSD shows process under control.

Matrix Spike (MS-1) QC Batch: 15001 Spiked Sample: 50533

Param	MS Result	MSD Result	Units	Dil.	Spike Amount	Matrix Result	Rec.	RPD	Rec. Limit	RPD Limit
TCLP Silver	1.21	1.23	mg/L	1	1.25	<0.00780	97	2	91.1 - 118	20
TCLP Arsenic	4.85	4.96	mg/L	1	5.00	<0.0590	97	2	81.1 - 123	20
TCLP Barium	11.8	11.9	mg/L	1	10.0	2.29	95	1	86 - 122	20
TCLP Cadmium	2.44	2.48	mg/L	1	2.50	<0.00270	98	2	84.8 - 124	20
TCLP Chromium	1.03	1.04	mg/L	1	1.00	<0.00660	103	1	81.7 - 120	20
TCLP Lead	4.92	4.98	mg/L	1	5.00	<0.0370	98	1	86.4 - 123	20
TCLP Selenium	4.58	4.63	mg/L	1	5.00	<0.100	92	1	84.4 - 111	20

Percent recovery is based on the spike result. RPD is based on the spike and spike duplicate result.

Matrix Spike (MS-1) QC Batch: 15030 Spiked Sample: 51598

Param	MS Result	MSD Result	Units	Dil.	Spike Amount	Matrix Result	Rec.	RPD	Rec. Limit	RPD Limit
TCLP Mercury	0.0510	0.0504	mg/L	1	0.0500	<0.00177	102	1	80 - 120	20

Percent recovery is based on the spike result. RPD is based on the spike and spike duplicate result.

Matrix Spike (MS-1) QC Batch: 15031 Spiked Sample: 50528

Param	MS Result	MSD Result	Units	Dil.	Spike Amount	Matrix Result	Rec.	RPD	Rec. Limit	RPD Limit
TCLP Mercury	0.0499	0.0507	mg/L	1	0.0500	<0.00177	100	2	80 - 120	20

Percent recovery is based on the spike result. RPD is based on the spike and spike duplicate result.

Standard (CCV-1) QC Batch: 14682

Param	Flag	Units	CCVs True Conc.	CCVs Found Conc.	CCVs Percent Recovery	Percent Recovery Limits	Date Analyzed
TRPHC		mg/Kg	100	91.5	92	80 - 120	2004-12-16

Standard (CCV-2) QC Batch: 14682

Param	Flag	Units	CCVs True Conc.	CCVs Found Conc.	CCVs Percent Recovery	Percent Recovery Limits	Date Analyzed
TRPHC		mg/Kg	100	91.2	91	80 - 120	2004-12-16

Standard (CCV-3) QC Batch: 14682

Param	Flag	Units	CCVs True Conc.	CCVs Found Conc.	CCVs Percent Recovery	Percent Recovery Limits	Date Analyzed
TRPHC		mg/Kg	100	90.7	91	80 - 120	2004-12-16

Standard (ICV-2) QC Batch: 14682

Param	Flag	Units	CCVs True Conc.	CCVs Found Conc.	CCVs Percent Recovery	Percent Recovery Limits	Date Analyzed
TRPHC		mg/Kg	100	91.1	91	80 - 120	2004-12-16

Standard (CCV-4) QC Batch: 14682

Param	Flag	Units	CCVs True Conc.	CCVs Found Conc.	CCVs Percent Recovery	Percent Recovery Limits	Date Analyzed
TRPHC		mg/Kg	100	92.9	93	80 - 120	2004-12-16

Standard (ICV-1) QC Batch: 14739

Param	Flag	Units	CCVs True Conc.	CCVs Found Conc.	CCVs Percent Recovery	Percent Recovery Limits	Date Analyzed
Benzene		mg/Kg	0.100	0.0982	98	85 - 115	2004-12-17
Toluene		mg/Kg	0.100	0.0959	96	85 - 115	2004-12-17
Ethylbenzene		mg/Kg	0.100	0.0990	99	85 - 115	2004-12-17
Xylene		mg/Kg	0.300	0.278	93	85 - 115	2004-12-17

Standard (CCV-1) QC Batch: 14739

Param	Flag	Units	CCVs True Conc.	CCVs Found Conc.	CCVs Percent Recovery	Percent Recovery Limits	Date Analyzed
Benzene		mg/Kg	0.100	0.0971	97	85 - 115	2004-12-17
Toluene		mg/Kg	0.100	0.0952	95	85 - 115	2004-12-17
Ethylbenzene		mg/Kg	0.100	0.0986	99	85 - 115	2004-12-17
Xylene		mg/Kg	0.300	0.278	93	85 - 115	2004-12-17

Standard (CCV-2) QC Batch: 14739

Param	Flag	Units	CCVs True Conc.	CCVs Found Conc.	CCVs Percent Recovery	Percent Recovery Limits	Date Analyzed
Benzene		mg/Kg	0.100	0.0962	96	85 - 115	2004-12-17
Toluene		mg/Kg	0.100	0.0950	95	85 - 115	2004-12-17
Ethylbenzene		mg/Kg	0.100	0.0983	98	85 - 115	2004-12-17
Xylene		mg/Kg	0.300	0.280	93	85 - 115	2004-12-17

Standard (ICV-1) QC Batch: 14742

Param	Flag	Units	CCVs True Conc.	CCVs Found Conc.	CCVs Percent Recovery	Percent Recovery Limits	Date Analyzed
Benzene		mg/Kg	0.100	0.0871	87	85 - 115	2004-12-18
Toluene		mg/Kg	0.100	0.0864	86	85 - 115	2004-12-18
Ethylbenzene		mg/Kg	0.100	0.0933	93	85 - 115	2004-12-18
Xylene		mg/Kg	0.300	0.307	102	85 - 115	2004-12-18

Standard (CCV-1) QC Batch: 14742

Param	Flag	Units	CCVs True Conc.	CCVs Found Conc.	CCVs Percent Recovery	Percent Recovery Limits	Date Analyzed
Benzene		mg/Kg	0.100	0.0888	89	85 - 115	2004-12-18
Toluene		mg/Kg	0.100	0.0914	91	85 - 115	2004-12-18
Ethylbenzene		mg/Kg	0.100	0.0976	98	85 - 115	2004-12-18
Xylene		mg/Kg	0.300	0.320	107	85 - 115	2004-12-18

Standard (CCV-2) QC Batch: 14742

Param	Flag	Units	CCVs True Conc.	CCVs Found Conc.	CCVs Percent Recovery	Percent Recovery Limits	Date Analyzed
Benzene		mg/Kg	0.100	0.0877	88	85 - 115	2004-12-18
Toluene		mg/Kg	0.100	0.0899	90	85 - 115	2004-12-18
Ethylbenzene		mg/Kg	0.100	0.0961	96	85 - 115	2004-12-18
Xylene		mg/Kg	0.300	0.315	105	85 - 115	2004-12-18

Standard (ICV-1) QC Batch: 14743

Param	Flag	Units	CCVs True Conc.	CCVs Found Conc.	CCVs Percent Recovery	Percent Recovery Limits	Date Analyzed
Benzene		mg/Kg	0.100	0.0851	85	85 - 115	2004-12-18
Toluene		mg/Kg	0.100	0.0874	87	85 - 115	2004-12-18
Ethylbenzene		mg/Kg	0.100	0.0948	95	85 - 115	2004-12-18
Xylene		mg/Kg	0.300	0.311	104	85 - 115	2004-12-18

Standard (CCV-1) QC Batch: 14743

Param	Flag	Units	CCVs True Conc.	CCVs Found Conc.	CCVs Percent Recovery	Percent Recovery Limits	Date Analyzed
Benzene		mg/Kg	0.100	0.0865	86	85 - 115	2004-12-18
Toluene		mg/Kg	0.100	0.0881	88	85 - 115	2004-12-18
Ethylbenzene		mg/Kg	0.100	0.0928	93	85 - 115	2004-12-18
Xylene		mg/Kg	0.300	0.305	102	85 - 115	2004-12-18

Standard (CCV-1) QC Batch: 14801

Param	Flag	Units	CCVs True Conc.	CCVs Found Conc.	CCVs Percent Recovery	Percent Recovery Limits	Date Analyzed
Benzene		mg/Kg	0.100	0.0951	95	85 - 115	2004-12-20
Toluene		mg/Kg	0.100	0.0933	93	85 - 115	2004-12-20
Ethylbenzene		mg/Kg	0.100	0.0976	98	85 - 115	2004-12-20
Xylene		mg/Kg	0.300	0.275	92	85 - 115	2004-12-20

Standard (CCV-2) QC Batch: 14801

Param	Flag	Units	CCVs True Conc.	CCVs Found Conc.	CCVs Percent Recovery	Percent Recovery Limits	Date Analyzed
Benzene		mg/Kg	0.100	0.0966	97	85 - 115	2004-12-20
Toluene		mg/Kg	0.100	0.0946	95	85 - 115	2004-12-20
Ethylbenzene		mg/Kg	0.100	0.0989	99	85 - 115	2004-12-20
Xylene		mg/Kg	0.300	0.278	93	85 - 115	2004-12-20

Standard (ICV-1) QC Batch: 14893

Param	Flag	Units	CCVs True Conc.	CCVs Found Conc.	CCVs Percent Recovery	Percent Recovery Limits	Date Analyzed
Chloride		mg/Kg	12.5	11.9	95	90 - 110	2004-12-22

Standard (ICV-1) QC Batch: 14893

Param	Flag	Units	CCVs True Conc.	CCVs Found Conc.	CCVs Percent Recovery	Percent Recovery Limits	Date Analyzed
Sulfate		mg/Kg	12.5	12.2	98	90 - 110	2004-12-22

Standard (CCV-1) QC Batch: 14893

Param	Flag	Units	CCVs True Conc.	CCVs Found Conc.	CCVs Percent Recovery	Percent Recovery Limits	Date Analyzed
Chloride		mg/Kg	12.5	12.6	101	90 - 110	2004-12-22

Standard (CCV-1) QC Batch: 14893

Param	Flag	Units	CCVs True Conc.	CCVs Found Conc.	CCVs Percent Recovery	Percent Recovery Limits	Date Analyzed
Sulfate		mg/Kg	12.5	12.2	98	90 - 110	2004-12-22

Standard (ICV-1) QC Batch: 14894

Param	Flag	Units	CCVs True Conc.	CCVs Found Conc.	CCVs Percent Recovery	Percent Recovery Limits	Date Analyzed
Chloride		mg/Kg	12.5	12.6	101	90 - 110	2004-12-22

Standard (ICV-1) QC Batch: 14894

Param	Flag	Units	CCVs True Conc.	CCVs Found Conc.	CCVs Percent Recovery	Percent Recovery Limits	Date Analyzed
Sulfate		mg/Kg	12.5	12.2	98	90 - 110	2004-12-22

Standard (CCV-1) QC Batch: 14894

Param	Flag	Units	CCVs True Conc.	CCVs Found Conc.	CCVs Percent Recovery	Percent Recovery Limits	Date Analyzed
Chloride		mg/Kg	12.5	12.7	102	90 - 110	2004-12-22

Standard (CCV-1) QC Batch: 14894

Param	Flag	Units	CCVs True Conc.	CCVs Found Conc.	CCVs Percent Recovery	Percent Recovery Limits	Date Analyzed
Sulfate		mg/Kg	12.5	12.4	99	90 - 110	2004-12-22

Standard (ICV-1) QC Batch: 14899

Param	Flag	Units	CCVs True Conc.	CCVs Found Conc.	CCVs Percent Recovery	Percent Recovery Limits	Date Analyzed
Specific Conductance		µMHOS/cm	1410	1430	101	90 - 110	2004-12-22

Standard (CCV-1) QC Batch: 14899

Param	Flag	Units	CCVs True Conc.	CCVs Found Conc.	CCVs Percent Recovery	Percent Recovery Limits	Date Analyzed
Specific Conductance		µMHOS/cm	1410	1440	102	90 - 110	2004-12-22

Standard (ICV-1) QC Batch: 14900

Param	Flag	Units	CCVs True Conc.	CCVs Found Conc.	CCVs Percent Recovery	Percent Recovery Limits	Date Analyzed
Specific Conductance		µMHOS/cm	1410	1430	101	90 - 110	2004-12-22

Standard (CCV-1) QC Batch: 14900

Param	Flag	Units	CCVs True Conc.	CCVs Found Conc.	CCVs Percent Recovery	Percent Recovery Limits	Date Analyzed
Specific Conductance		µMHOS/cm	1410	1440	102	90 - 110	2004-12-22

Standard (ICV-1) QC Batch: 14901

Param	Flag	Units	CCVs True Conc.	CCVs Found Conc.	CCVs Percent Recovery	Percent Recovery Limits	Date Analyzed
Specific Conductance		µMHOS/cm	1410	1440	102	90 - 110	2004-12-22

Standard (CCV-1) QC Batch: 14901

Param	Flag	Units	CCVs True Conc.	CCVs Found Conc.	CCVs Percent Recovery	Percent Recovery Limits	Date Analyzed
Specific Conductance		µMHOS/cm	1410	1450	103	90 - 110	2004-12-22

Standard (ICV-1) QC Batch: 14902

Param	Flag	Units	CCVs True Conc.	CCVs Found Conc.	CCVs Percent Recovery	Percent Recovery Limits	Date Analyzed
pH		s.u.	7.00	7.11	102	98 - 102	2004-12-22

Standard (CCV-1) QC Batch: 14902

Param	Flag	Units	CCVs True Conc.	CCVs Found Conc.	CCVs Percent Recovery	Percent Recovery Limits	Date Analyzed
pH		s.u.	7.00	7.09	101	98 - 102	2004-12-22

Standard (ICV-1) QC Batch: 14903

Param	Flag	Units	CCVs True Conc.	CCVs Found Conc.	CCVs Percent Recovery	Percent Recovery Limits	Date Analyzed
pH		s.u.	7.00	7.11	102	98 - 102	2004-12-22

Standard (CCV-1) QC Batch: 14903

Param	Flag	Units	CCVs True Conc.	CCVs Found Conc.	CCVs Percent Recovery	Percent Recovery Limits	Date Analyzed
pH		s.u.	7.00	7.08	101	98 - 102	2004-12-22

Standard (ICV-1) QC Batch: 14904

Param	Flag	Units	CCVs True Conc.	CCVs Found Conc.	CCVs Percent Recovery	Percent Recovery Limits	Date Analyzed
pH		s.u.	7.00	7.10	101	98 - 102	2004-12-22

Standard (CCV-1) QC Batch: 14904

Param	Flag	Units	CCVs True Conc.	CCVs Found Conc.	CCVs Percent Recovery	Percent Recovery Limits	Date Analyzed
pH		s.u.	7.00	7.08	101	98 - 102	2004-12-22

Standard (ICV-1) QC Batch: 14928

Param	Flag	Units	CCVs True Conc.	CCVs Found Conc.	CCVs Percent Recovery	Percent Recovery Limits	Date Analyzed
Chloride		mg/Kg	12.5	12.7	102	90 - 110	2004-12-23

Standard (ICV-1) QC Batch: 14928

Param	Flag	Units	CCVs True Conc.	CCVs Found Conc.	CCVs Percent Recovery	Percent Recovery Limits	Date Analyzed
Sulfate		mg/Kg	12.5	12.5	100	90 - 110	2004-12-23

Standard (CCV-1) QC Batch: 14928

Param	Flag	Units	CCVs True Conc.	CCVs Found Conc.	CCVs Percent Recovery	Percent Recovery Limits	Date Analyzed
Chloride		mg/Kg	12.5	12.2	98	90 - 110	2004-12-23

Standard (CCV-1) QC Batch: 14928

Param	Flag	Units	CCVs True Conc.	CCVs Found Conc.	CCVs Percent Recovery	Percent Recovery Limits	Date Analyzed
Sulfate		mg/Kg	12.5	12.4	99	90 - 110	2004-12-23

Standard (ICV-1) QC Batch: 14950

Param	Flag	Units	CCVs True Conc.	CCVs Found Conc.	CCVs Percent Recovery	Percent Recovery Limits	Date Analyzed
Total Calcium		mg/Kg	25.0	27.2	109	90 - 110	2004-12-27

Standard (ICV-1) QC Batch: 14950

Param	Flag	Units	CCVs True Conc.	CCVs Found Conc.	CCVs Percent Recovery	Percent Recovery Limits	Date Analyzed
Total Potassium		mg/Kg	25.0	25.1	100	90 - 110	2004-12-27

Standard (ICV-1) QC Batch: 14950

Param	Flag	Units	CCVs True Conc.	CCVs Found Conc.	CCVs Percent Recovery	Percent Recovery Limits	Date Analyzed
Total Magnesium		mg/Kg	25.0	26.9	108	90 - 110	2004-12-27

Standard (ICV-1) QC Batch: 14950

Param	Flag	Units	CCVs True Conc.	CCVs Found Conc.	CCVs Percent Recovery	Percent Recovery Limits	Date Analyzed
Total Sodium		mg/Kg	25.0	26.1	104	90 - 110	2004-12-27

Standard (CCV-1) QC Batch: 14950

Param	Flag	Units	CCVs True Conc.	CCVs Found Conc.	CCVs Percent Recovery	Percent Recovery Limits	Date Analyzed
Total Calcium		mg/Kg	25.0	25.8	103	90 - 110	2004-12-27

Standard (CCV-1) QC Batch: 14950

Param	Flag	Units	CCVs True Conc.	CCVs Found Conc.	CCVs Percent Recovery	Percent Recovery Limits	Date Analyzed
Total Potassium		mg/Kg	25.0	26.3	105	90 - 110	2004-12-27

Standard (CCV-1) QC Batch: 14950

Param	Flag	Units	CCVs True Conc.	CCVs Found Conc.	CCVs Percent Recovery	Percent Recovery Limits	Date Analyzed
Total Magnesium		mg/Kg	25.0	25.5	102	90 - 110	2004-12-27

Standard (CCV-1) QC Batch: 14950

Param	Flag	Units	CCVs True Conc.	CCVs Found Conc.	CCVs Percent Recovery	Percent Recovery Limits	Date Analyzed
Total Sodium		mg/Kg	25.0	26.7	107	90 - 110	2004-12-27

Standard (ICV-1) QC Batch: 14951

Param	Flag	Units	CCVs True Conc.	CCVs Found Conc.	CCVs Percent Recovery	Percent Recovery Limits	Date Analyzed
Total Calcium		mg/Kg	25.0	27.2	109	90 - 110	2004-12-27

Standard (ICV-1) QC Batch: 14951

Param	Flag	Units	CCVs True Conc.	CCVs Found Conc.	CCVs Percent Recovery	Percent Recovery Limits	Date Analyzed
Total Potassium		mg/Kg	25.0	25.1	100	90 - 110	2004-12-27

Standard (ICV-1) QC Batch: 14951

Param	Flag	Units	CCVs True Conc.	CCVs Found Conc.	CCVs Percent Recovery	Percent Recovery Limits	Date Analyzed
Total Magnesium		mg/Kg	25.0	26.9	108	90 - 110	2004-12-27

Standard (ICV-1) QC Batch: 14951

Param	Flag	Units	CCVs True Conc.	CCVs Found Conc.	CCVs Percent Recovery	Percent Recovery Limits	Date Analyzed
Total Sodium		mg/Kg	25.0	26.1	104	90 - 110	2004-12-27

Standard (CCV-1) QC Batch: 14951

Param	Flag	Units	CCVs True Conc.	CCVs Found Conc.	CCVs Percent Recovery	Percent Recovery Limits	Date Analyzed
Total Calcium		mg/Kg	25.0	24.5	98	90 - 110	2004-12-27

Standard (CCV-1) QC Batch: 14951

Param	Flag	Units	CCVs True Conc.	CCVs Found Conc.	CCVs Percent Recovery	Percent Recovery Limits	Date Analyzed
Total Potassium		mg/Kg	25.0	26.7	107	90 - 110	2004-12-27

Standard (CCV-1) QC Batch: 14951

Param	Flag	Units	CCVs True Conc.	CCVs Found Conc.	CCVs Percent Recovery	Percent Recovery Limits	Date Analyzed
Total Magnesium		mg/Kg	25.0	24.4	98	90 - 110	2004-12-27

Standard (CCV-1) QC Batch: 14951

Param	Flag	Units	CCVs True Conc.	CCVs Found Conc.	CCVs Percent Recovery	Percent Recovery Limits	Date Analyzed
Total Sodium		mg/Kg	25.0	26.1	104	90 - 110	2004-12-27

Standard (ICV-1) QC Batch: 14967

Param	Flag	Units	CCVs True Conc.	CCVs Found Conc.	CCVs Percent Recovery	Percent Recovery Limits	Date Analyzed
Total Alkalinity		mg/Kg as CaCo3	250	240	96	90 - 110	2004-12-27

Standard (CCV-1) QC Batch: 14967

Param	Flag	Units	CCVs True Conc.	CCVs Found Conc.	CCVs Percent Recovery	Percent Recovery Limits	Date Analyzed
Total Alkalinity		mg/Kg as CaCo3	250	246	98	90 - 110	2004-12-27

Standard (ICV-1) QC Batch: 14968

Param	Flag	Units	CCVs True Conc.	CCVs Found Conc.	CCVs Percent Recovery	Percent Recovery Limits	Date Analyzed
Total Alkalinity		mg/Kg as CaCo3	250	246	98	90 - 110	2004-12-27

Standard (CCV-1) QC Batch: 14968

Param	Flag	Units	CCVs True Conc.	CCVs Found Conc.	CCVs Percent Recovery	Percent Recovery Limits	Date Analyzed
Total Alkalinity		mg/Kg as CaCo3	250	242	97	90 - 110	2004-12-27

Standard (ICV-1) QC Batch: 14998

Param	Flag	Units	CCVs True Conc.	CCVs Found Conc.	CCVs Percent Recovery	Percent Recovery Limits	Date Analyzed
TCLP Silver		mg/L	0.125	0.125	100	90 - 110	2004-12-29

Standard (ICV-1) QC Batch: 14998

Param	Flag	Units	CCVs True Conc.	CCVs Found Conc.	CCVs Percent Recovery	Percent Recovery Limits	Date Analyzed
TCLP Silver		mg/L	0.125	0.125	100	90 - 110	2004-12-29
TCLP Arsenic		mg/L	1.00	0.996	100	90 - 110	2004-12-29
TCLP Barium		mg/L	1.00	1.01	101	90 - 110	2004-12-29
TCLP Cadmium		mg/L	1.00	1.00	100	90 - 110	2004-12-29
TCLP Chromium		mg/L	1.00	1.01	101	90 - 110	2004-12-29
TCLP Lead		mg/L	1.00	1.01	101	90 - 110	2004-12-29
TCLP Selenium		mg/L	1.00	0.996	100	90 - 110	2004-12-29

Standard (CCV-1) QC Batch: 14998

Param	Flag	Units	CCVs True Conc.	CCVs Found Conc.	CCVs Percent Recovery	Percent Recovery Limits	Date Analyzed
TCLP Silver		mg/L	0.125	0.125	100	90 - 110	2004-12-29

Standard (CCV-1) QC Batch: 14998

Param	Flag	Units	CCVs True Conc.	CCVs Found Conc.	CCVs Percent Recovery	Percent Recovery Limits	Date Analyzed
TCLP Silver		mg/L	0.125	0.125	100	90 - 110	2004-12-29
TCLP Arsenic		mg/L	1.00	0.997	100	90 - 110	2004-12-29
TCLP Barium		mg/L	1.00	1.00	100	90 - 110	2004-12-29
TCLP Cadmium		mg/L	1.00	1.00	100	90 - 110	2004-12-29
TCLP Chromium		mg/L	1.00	1.00	100	90 - 110	2004-12-29
TCLP Lead		mg/L	1.00	1.01	101	90 - 110	2004-12-29
TCLP Selenium		mg/L	1.00	0.990	99	90 - 110	2004-12-29

Standard (ICV-1) QC Batch: 15001

Param	Flag	Units	CCVs True Conc.	CCVs Found Conc.	CCVs Percent Recovery	Percent Recovery Limits	Date Analyzed
TCLP Silver		mg/L	0.125	0.125	100	90 - 110	2004-12-29
TCLP Arsenic		mg/L	1.00	0.996	100	90 - 110	2004-12-29
TCLP Barium		mg/L	1.00	1.01	101	90 - 110	2004-12-29
TCLP Cadmium		mg/L	1.00	1.00	100	90 - 110	2004-12-29
TCLP Chromium		mg/L	1.00	1.01	101	90 - 110	2004-12-29
TCLP Lead		mg/L	1.00	1.01	101	90 - 110	2004-12-29
TCLP Selenium		mg/L	1.00	0.996	100	90 - 110	2004-12-29

Standard (CCV-1) QC Batch: 15001

Param	Flag	Units	CCVs True Conc.	CCVs Found Conc.	CCVs Percent Recovery	Percent Recovery Limits	Date Analyzed
TCLP Silver		mg/L	0.125	0.126	101	90 - 110	2004-12-29
TCLP Arsenic		mg/L	1.00	1.01	101	90 - 110	2004-12-29
TCLP Barium		mg/L	1.00	1.01	101	90 - 110	2004-12-29
TCLP Cadmium		mg/L	1.00	1.01	101	90 - 110	2004-12-29
TCLP Chromium		mg/L	1.00	1.01	101	90 - 110	2004-12-29
TCLP Lead		mg/L	1.00	1.01	101	90 - 110	2004-12-29
TCLP Selenium		mg/L	1.00	1.01	101	90 - 110	2004-12-29

Standard (ICV-1) QC Batch: 15030

Param	Flag	Units	CCVs True Conc.	CCVs Found Conc.	CCVs Percent Recovery	Percent Recovery Limits	Date Analyzed
TCLP Mercury		mg/L	0.00500	0.00493	99	90 - 110	2004-12-30

Standard (CCV-1) QC Batch: 15030

Param	Flag	Units	CCVs True Conc.	CCVs Found Conc.	CCVs Percent Recovery	Percent Recovery Limits	Date Analyzed
TCLP Mercury		mg/L	0.00500	0.00468	94	80 - 120	2004-12-30

Standard (ICV-1) QC Batch: 15031

Param	Flag	Units	CCVs True Conc.	CCVs Found Conc.	CCVs Percent Recovery	Percent Recovery Limits	Date Analyzed
TCLP Mercury		mg/L	0.00500	0.00493	99	90 - 110	2004-12-30

Standard (CCV-1) QC Batch: 15031

Param	Flag	Units	CCVs True Conc.	CCVs Found Conc.	CCVs Percent Recovery	Percent Recovery Limits	Date Analyzed
TCLP Mercury		mg/L	0.00500	0.00469	94	80 - 120	2004-12-30

Page 1 of 2

CHAIN-OF-CUSTODY AND ANALYSIS REQUEST

LAB Order ID # 4121407

ANALYSIS REQUEST (Circle or Specify Method No.)

MTBE 80218/802	
BTX (80218/802)	
TPH 418 1/TX1005	
PAH 8270C	
Real Metals Ag As Ba Cd Cr Pb Se Hg 80108/2007	
TCLP Volatiles	
TCLP Sem Volatiles	
TCLP Pesticides	
RCI	
GC/MS Vol 8260B/824	
GC/MS Sem Vol 8270C/823	
PCBT 8082/808	
Pesticides 8081A/808	
800 TSS pH	
Na, Ca, Mg, K, Chlorinity, T Alkalinity	
AT, SO4, CO3, HCO3, PH	
Hold	

LAB USE ONLY

REMARKS: Bill Gandy Marley Land Farm Analysis Lab. Please send copy of Results to CMB PO Box 2307 Roswell, NM 86202 or email: Cmbearvio@dfr.com

Interact: Y/N
Headspace: Y/N
Temp: 20
Log-In Review: JMT

Carrier # INMD 903 293-0230

TraceAnalysis, Inc.
158 McCutchen, Suite H
El Paso, Texas 79932
Tel (915) 885-3443
Fax (915) 885-4844
1 (888) 888-3443

Company Name: Gandy Marley Inc.
Address: PO Box 1658 Roswell, NM 86202-1658
Contact Person: Mike Marley or Lancy Gandy
Phone #: 505-347-0434
Fax #: 505-347-0435

Project #: Annual Sampling (NM-711-1-0020)
Project Name: Gandy Marley Land Farm
Project Location: Shivers Co. PM SW 1/4 Sec. 4, SE 1/4 Sec. 5, NE 1/4 Sec. 8, NW 1/4 Sec. 9 T.11.S. R. 31E

LAB # (LAB USE ONLY)	FIELD CODE	# CONTAINERS	MATRIX						PRESERVATIVE METHOD						SAMPLING DATE	TIME
			WATER	SOIL	AIR	SLUDGE	HCl	HNO3	H2SO4	NaOH	ICE	NONE				
5023	OCO Cell #1	2	X	X	X	X	X	X	X	X	X	X	X	2/14/04	14:25	
24	OCO Cell #2	2	X	X	X	X	X	X	X	X	X	X	X	2/14/04	15:00	
25	OCO Cell #3	2	X	X	X	X	X	X	X	X	X	X	X	2/14/04	15:25	
26	OCO Cell #4	2	X	X	X	X	X	X	X	X	X	X	X	2/14/04	15:45	
27	OCO Cell #5	2	X	X	X	X	X	X	X	X	X	X	X	2/14/04	16:05	
28	OCO Cell #6	2	X	X	X	X	X	X	X	X	X	X	X	2/14/04	16:05	
29	OCO Cell #7	2	X	X	X	X	X	X	X	X	X	X	X	2/14/04	16:18	
30	OCO Cell #8	2	X	X	X	X	X	X	X	X	X	X	X	2/14/04	16:32	
31	OCO Cell #9	2	X	X	X	X	X	X	X	X	X	X	X	2/14/04	16:52	
32	OCO Cell #10	2	X	X	X	X	X	X	X	X	X	X	X	2/14/04	17:08	
33	OCO Cell #11	2	X	X	X	X	X	X	X	X	X	X	X	2/14/04	17:18	

Received by: [Signature] Date: 2/14/04

Received by: [Signature] Date: 2/14/04

Received at Laboratory by: [Signature] Date: 12-14-04 10:24

Submittal of samples constitutes agreement to Terms and Conditions listed on reverse side of C.O.C. ORIGINAL COPY

Page 2 of 2

CHAIN-OF-CUSTODY AND ANALYSIS REQUEST

LAB Order ID # 4121407

ANALYSIS REQUEST
(Circle or Specify Method No.)

TCM Metals Ag As Ba Cd Cr Pb Se Hg	TCM Volatiles	TCM Sem Volatiles	TCM Prescides	RCI	GCMS Vol B250/B24	GCMS Sem Vol B270C/B25	PCR's B082/B08	Prescides B081A/B08	BOD TSS pH	Hold
<input checked="" type="checkbox"/>	<input checked="" type="checkbox"/>	<input checked="" type="checkbox"/>	<input checked="" type="checkbox"/>	<input checked="" type="checkbox"/>	<input checked="" type="checkbox"/>	<input checked="" type="checkbox"/>	<input checked="" type="checkbox"/>	<input checked="" type="checkbox"/>	<input checked="" type="checkbox"/>	<input checked="" type="checkbox"/>

REMARKS: Bill Gandy Marley Farms.
Directly for Analysis Tests.
Send Copy of Results to
Came PO Box 2344 Rusk NM
8842-2514 or email
 Check if Special Reporting
Limits Are Needed

125 McClellan Avenue, Ste. 9
Lubbock, Texas 79424
Tel (806) 784-1296
Fax (806) 784-1296
1 (800) 378-1296

Company Name: Gandy Marley, Inc.
Address: (Street, City, Zip)
PO Box 1658
Contact Person: Mike Marley or Larry Gandy
Phone #: 505-347-0434
Fax #: 505-347-0435

Project Name: Annual Sampling (NM-711-1-0020)
Project Location: Gandy Marley Land Farm
Sampler Signature: [Signature]

LAB # (LAB USE ONLY)	FIELD CODE	# CONTAINERS	Volume/Amount	MATRIX				PRESERVATIVE METHOD				DATE	TIME	
				WATER	SOIL	AIR	SLUDGE	HCl	HNO ₃	H ₂ SO ₄	NaOH			ICE
505 34	OC0 Cell # 12	2	4oz	<input checked="" type="checkbox"/>									12/14/04	12:12
35	OC0 Cell # 13	2	4oz	<input checked="" type="checkbox"/>									12/14/04	12:15
36	OC0 Cell # 14	2	4oz	<input checked="" type="checkbox"/>									12/14/04	12:20
37	OC0 Cell # 15	2	4oz	<input checked="" type="checkbox"/>									12/14/04	12:25
	Temp Blank													

Relinquished by: [Signature] Date: 12/14/04 Time: 10:16
Received by: [Signature] Date: 12/14/04 Time: 10:24

Submitted of samples constitutes agreement to Terms and Conditions listed on reverse side of C.O.C.
ORIGINAL COPY

LAB USE ONLY
Intact: Y N
Headspaces: Y N
Temp: 20.0
Log-in Review: MK
Camera # INM10 903 293 - 0236

6701 Aberdeen Avenue, Ste. 9
Lubbock, Texas 79424
Tel (806) 794-1296
Fax (806) 794-1298
1 (800) 378-1296

Trace Analysis, Inc.

Company Name: Gandy Morley Inc.
Address: (Street, City, Zip)
PO Box 1658 Roswell, NM 86202-1658
Contact Person: Mike Morley or Larry Gandy
Phone #: 505-347-0434
Fax #: 505-347-0435

Project Name: Quarterly Sampling (NM-711-1-0020)
Project Location: Chaves Co. PM SW 1/4 Sec. 4, SE 1/4 Sec. 5, NE 1/4 Sec. 8, NW 1/4 Sec. 9, T.11S. R.31E. S.13T.11E
Sampler Signature: [Signature]

LAB USE ONLY	FIELD CODE	# CONTAINERS	Volume/Amount	MATRIX				PRESERVATIVE METHOD					SAMPLING DATE	TIME
				WATER	SOIL	AIR	SLUDGE	HCl	HNO ₃	H ₂ O ₂	NaOH	ICE		
	OC-D Cell #1	2	2/4oz	X									12/10/04 14:28	
	OC-D Cell #2	2	2/4oz	X									12/10/04 15:02	
	OC-D Cell #3	2	2/4oz	X									12/10/04 15:25	
	OC-D Cell #4	2	2/4oz	X									12/10/04 16:10	
	OC-D Cell #5	2	2/4oz	X									12/10/04 09:51	
	OC-D Cell #6	2	2/4oz	X									12/10/04 10:04	
	OC-D Cell #7	2	2/4oz	X									12/10/04 10:18	
	OC-D Cell #8	2	2/4oz	X									12/10/04 10:42	
	OC-D Cell #9	2	2/4oz	X									12/10/04 11:08	
	OC-D Cell #10	2	2/4oz	X									12/10/04 11:20	
	OC-D Cell #11	2	2/4oz	X									12/10/04 11:35	

Relinquished by: [Signature] Date: 12/30/04 10:16
Relinquished by: [Signature] Date: 12/30/04 10:16
Relinquished by: [Signature] Date: 12/30/04 10:16

Received by: _____ Date: _____ Time: _____
Received by: _____ Date: _____ Time: _____
Received at Laboratory by: [Signature] Date: 12/30/04 10:24 Time: _____

CHAIN-OF-CUSTODY AND ANALYSIS REQUEST
LAB Order ID # 4121407

ANALYSIS REQUEST

(Circle or Specify Method No.)

MTBE 8021B/602	
BTEX 8021B/602	
TPH 18.1 MX1005	
FAH 8270C	
Total Metals Ag As Ba Cd Cr Pb Se Hg 6010B/200.7	
TCLP Metals Ag As Ba Cd Cr Pb Se Hg	
TCLP Volatiles	
TCLP Semi Volatiles	
TCLP Pesticides	
RCI	
GC/MS Vol. 8260B/624	
GC/MS Semi. Vol. 8270C/625	
PCB's 8082/608	
Pesticides 8081A/608	
BOD, TSS, pH	

Turn Around Time if different from standard

LAB USE ONLY
Intact Y/N
Headspace Y/N
Temp: 20C
Log-in Review NR
Remarks: Bill Gandy Morley Inc direct for analysis lab's. Give send copy of results to AMB PO Box 2301 Roswell, NM 86202 or email: Cmbenviro@dm.com
 Check if Special Reporting Limits Are Needed

Carrier # INWMD 903 293-0230
146

Submission of samples constitutes agreement to Terms and Conditions listed on reverse side of C.O.C.
ORIGINAL COPY

6701 Aberdeen Avenue, Ste. 9
 Lubbock, Texas 79424
 Tel (806) 794-1296
 Fax (806) 794-1298
 1 (800) 378-1296

TraceAnalysis, Inc.

Company Name: *Gandy Marley, Inc.*

Address: (Street, City, Zip) *PO Box 1658*

Phone #:

505-347-0434

Fax #:

505-347-0435

Contact Person: *Mike Marley or Larry Gandy*

Invoice to: (if different from above)

Project #: *Annual Sampling (NM-711-1-0020)*
 Project Location: *Chaves Co, NM - Gandy Marley Long Farm*
SW 1/4 Sec 4, T14N, R15E, NE 1/4 Sec 8, NW 1/4 Sec 9, T14N, R15E

Sampler Signature: *[Signature]*

LAB USE ONLY	FIELD CODE	# CONTAINERS	Volume/Amount	MATRIX				PRESERVATIVE METHOD					SAMPLING DATE	TIME	
				WATER	SOIL	AIR	SLUDGE	HCl	HNO ₃	H ₂ SO ₄	NaOH	ICE			NONE
	<i>OCO Cell # 12</i>	<i>2</i>	<i>4oz</i>	X									X	<i>12/16/12 12:07</i>	
	<i>OCO Cell # 13</i>	<i>2</i>	<i>4oz</i>	X									X	<i>12/16/12 12:15</i>	
	<i>OCO Cell # 14</i>	<i>2</i>	<i>4oz</i>	X									X	<i>12/16/12 12:50</i>	
	<i>OCO Cell # 15</i>	<i>2</i>	<i>4oz</i>	X									X	<i>12/16/12 13:25</i>	
	<i>Temp Blank</i>														

Relinquished by: *[Signature]* Date: *12/16/12* Time: *10:16*
 Relinquished by: _____ Date: _____ Time: _____
 Relinquished by: *[Signature]* Date: *12/17/12* Time: _____

Received by: _____ Date: _____ Time: _____
 Received by: *[Signature]* Date: *12/17/12* Time: _____

Submittal of samples constitutes agreement to Terms and Conditions listed on reverse side of C.O.C. ORIGINAL COPY

CHAIN-OF-CUSTODY AND ANALYSIS REQUEST

LAB Order ID # *4121407*

ANALYSIS REQUEST

(Circle or Specify Method No.)

Method No.	Method Name	Analysis Requested
MTBE 80218/602	MTBE	<input checked="" type="checkbox"/>
ATE 80218/602	ATE	<input checked="" type="checkbox"/>
TPH 418.1/TX1005	TPH	<input checked="" type="checkbox"/>
PAH 8270C	PAH	<input checked="" type="checkbox"/>
Total Metals Ag As Ba Cd Cr Pb Se Hg 60108/200.7	Total Metals	<input checked="" type="checkbox"/>
TCLP Metals Ag As Ba Cd Cr Pb Se Hg	TCLP Metals	<input checked="" type="checkbox"/>
TCLP Volatiles	TCLP Volatiles	<input checked="" type="checkbox"/>
TCLP Semi Volatiles	TCLP Semi Volatiles	<input checked="" type="checkbox"/>
TCLP Pesticides	TCLP Pesticides	<input checked="" type="checkbox"/>
RCI	RCI	<input checked="" type="checkbox"/>
GC/MS Vol. 8260B/624	GC/MS Vol.	<input checked="" type="checkbox"/>
GC/MS Semi. Vol. 8270C/625	GC/MS Semi. Vol.	<input checked="" type="checkbox"/>
PCBs 8082/608	PCBs	<input checked="" type="checkbox"/>
Pesticides 8081A/608	Pesticides	<input checked="" type="checkbox"/>
BOD, TSS, PH	BOD, TSS, PH	<input checked="" type="checkbox"/>

LAB USE ONLY
 Initials: *[Initials]*
 Date: *12/17/12*
 Time: *10:16*

REMARKS: *Bill Gandy Marley Directly From Analysis Costs. Send Copy of Report to CMO PO Box 2314 Roswell N 8402-2504 or email. Ambervina d*

Carrier # *TIN MTD 903 293-0236*



NEW MEXICO ENERGY, MINERALS and NATURAL RESOURCES DEPARTMENT

MARY E. JOHNSON
Governor
Betty Rivera
Cabinet Secretary

Lori Wrotenbery
Director
Oil Conservation Division

April 8, 2002

CERTIFIED MAIL
RETURN RECEIPT NO. 7001-1940-0004-7923-4047

Mr. Mike Marley
Gandy Marley, Inc.
P.O. Box 1658
Roswell, NM 88202

RE: Approval for additional lifts
Gandy Marley, Inc., NM-01-0028-0019
Sections 4, 5, 8, and 9, Township 11 South, Range 31 East, NMPM,
Chaves County, New Mexico

Dear Mr. Gandy:


The New Mexico Oil Conservation Division (OCD) has received Gandy Marley, Inc.(GMI) request and analytical results dated April 1, 2002 for authorization to apply another lift to Cell 1. Based on the information provided, **Cell 1 is hereby approved** for the addition of a successive lift.

Note that with the addition of successive lifts GMI must continue maintenance and treatment zone monitoring at 2 to 3 feet below the original ground surface. If GMI wants to move the soils from the facility separate OCD authorization must be granted.

Please be advised that OCD approval does not relieve GMI of liability should their operation result in pollution of the ground water, surface water or the environment. In addition, OCD approval does not relieve GMI of the responsibility for compliance with other federal, state and/or local regulations.

If you have any questions please do not hesitate to contact me at (505) 476-3488.

Sincerely,


Martyne J. Kieling
Environmental Geologist

xc: OCD Hobbs Office



COMMERCIAL LAND FARMS
A New Mexico Enterprise
Serving New Mexico's Needs

RECEIVED

APR 03 2002
Environmental Bureau
Oil Conservation Division

April 1, 2002

Re: NM-711-1-0020


Ms. Martyne J. Kieling
Environmental Geologist
New Mexico Energy, Minerals and Natural Resources Department
Oil Conservation Division
1220 S. St. Francis Drive
Santa Fe, NM 87505

Dear Ms. Kieling:

Please find enclosed copies of quarterly analysis of the OCD land farm, and a copy of the analysis for OCD cell 1. Gandy Marley, Inc. is requesting approval to begin applying contaminated soils over the remediated cell 1.

Thank you, for your consideration in this matter.

Sincerely,


Mike Marley
Gandy Marley, Inc.



PHONE (915) 673-7001 • 2111 BEECHWOOD • ABILENE, TX 79603

PHONE (505) 393-2326 • 101 E. MARLAND • HOBBS, NM 88240

ANALYTICAL RESULTS FOR
 GANDY MARLEY INC.
 ATTN: L. GANDY
 P.O. BOX 1658
 ROSWELL, NM 8802
 FAX TO: (505) 398-6887

Receiving Date: 01/15/02
 Reporting Date: 01/16/02
 Project Number: NOT GIVEN
 Project Name: REMEDIATION STANDARDS
 Project Location: OCD CELL #1

Sampling Date: 01/15/02
 Sample Type: SOIL
 Sample Condition: COOL & INTACT
 Sample Received By: BC
 Analyzed By: BC

LAB NO.	SAMPLE ID	TPH (mg/Kg)	BENZENE (mg/Kg)	TOLUENE (mg/Kg)	ETHYL BENZENE (mg/Kg)	TOTAL XYLENES (mg/Kg)
ANALYSIS DATE:		01/15/02	01/15/02	01/15/02	01/15/02	01/15/02
H6437-1	20102	1890	<0.005	<0.005	<0.005	<0.015
H6437-2	20103	1980	<0.005	<0.005	<0.005	<0.015
Quality Control		241	0.099	0.102	0.106	0.307
True Value QC		240	0.100	0.100	0.100	0.300
% Recovery		100	99.3	102	106	102
Relative Percent Difference		5.1	5.5	9.1	7.5	5.3

METHODS: TRPHC - EPA 600/7-79-020, 418.1; BTEX - EPA SW-846-8020

Burgess J. A. Cooke, Ph. D.

1/16/02
 Date

DISCLAIMER NOTE: Liability and Damages. Cardinal's liability and client's exclusive remedy for any claim arising, whether based in contract or tort, shall be limited to the amount paid by client for analyses. All claims, including those for negligence and any other cause whatsoever shall be deemed waived unless made in writing and received by Cardinal within thirty (30) days after completion of the applicable service. In no event shall Cardinal be liable for incidental or consequential damages, including, without limitation, business interruptions, loss of use, or loss of profits incurred by client, its subsidiaries, affiliates or successors arising out of or related to the performance of services hereunder by Cardinal, regardless of whether such claim is based upon any of the above-stated reasons or otherwise.



CARDINAL LABORATORIES, INC.

2111 Beechwood, Abilene, TX 79803 101 East Marland, Hobbs, NM 88240
 (915) 673-7001 Fax (915) 673-7020 (505) 393-2326 Fax (505) 393-2476

CHAIN-OF-CUSTODY AND ANALYSIS REQUEST

Page ___ of ___

ANALYSIS REQUEST

BILLY PO #:

Company:

Attn:

Address:

City:

State:

Phone #:

Fax #:

Company Name: Cardinal Laboratories, Inc.

Project Manager: 1 Card

Address: Box 1658

City: Roswell State: NV Zip: 88200

Phone #: 505-398-4960

Fax #: 598-4887

Project #: Project Owner:

Project Name: Remediation Standard

Project Location: OOD cell #1

FOR LAB USE ONLY

LAB I.D. Sample I.D.

LAB I.D.	Sample I.D.	(G)RAB OR (C)COMP.	# CONTAINERS	MATRIX						PRES.		SAMPLING		ANALYSIS REQUEST		
				GROUNDWATER	WASTEWATER	SOIL	OIL	SLUDGE	OTHER :	ACID:	ICE / COOL	OTHER :	DATE		TIME	
H4437-1	20103	C 1	C 1	X								1-5-02	10 AM	X	X	418-1 BTEY
-2	20103	C 1	C 1	X								1-5-02	10 AM	X	X	

PLEASE NOTE: Liability and Damages. Cardinal's liability and service is limited to the amount paid by the client for the analysis. All claims including those for negligence and any other cause whatsoever shall be deemed waived unless made in writing and received by Cardinal within 30 days after completion of the applicable service. In no event shall Cardinal be liable for incidental or consequential damages, including without limitation, business interruptions, loss of use, or loss of profit incurred by client, its subsidiaries, affiliates or successors arising out of or related to the performance of services hereunder by Cardinal, regardless of whether such claim is based upon any of the above stated reasons or otherwise.

Terms and Conditions: Interest will be charged on all accounts more than 30 days past due at the rate of 2% per annum from the original date of invoice, and at such of collections, including attorney's fees.

Sampler Relinquished: 1-5-02 Received By: Bussell

Relinquished By: Cardinal Date: 1-5-02 Time: 1:30

Received By: (Lab Stamp) Bussell

Delivered By: (Circle One) UPS - Bus - Other

Sample Condition: Intact Checked By: Bussell (Initials)

Phone Result: Yes No Additional Fax #: _____

REMARKS:

† Cardinal cannot accept verbal changes. Please fax written changes to 915-673-7020.



ARDINAL LABORATORIES

PHONE (915) 673-7001 • 2111 BEECHWOOD • ABILENE, TX 79603

PHONE (505) 393-2326 • 101 E. MARLAND • HOBBS, NM 88240

ANALYTICAL RESULTS FOR
GANDY MARLEY, INC.
ATTN: LARRY GANDY
P.O. BOX 1658
ROSWELL, NM 88202
FAX TO: (505) 398-6887

Receiving Date: 01/15/02
Reporting Date: 01/18/02
Project Number: NOT GIVEN
Project Name: QTRLY REPORTS
Project Location: OCD LANDFARM

Sampling Date: 01/15/02
Sample Type: SOIL
Sample Condition: COOL AND INTACT
Sample Received By: BC
Analyzed By: AH

RCRA METALS

LAB NUMBER SAMPLE ID	As ppm	Ag ppm	Ba ppm	Cd ppm	Cr ppm	Pb ppm	Hg ppm	Se ppm
ANALYSIS DATE:	01/18/02	01/17/02	01/17/02	01/17/02	01/17/02	01/17/02	01/17/02	01/18/02
H6438-1 10202	1.26	0.95	72	2.85	5.80	<1	<0.2	0.218
H6438-2 10302	1.27	0.80	52	2.95	9.00	<1	<0.2	0.175
H6438-3 10402	1.07	0.75	40	2.85	6.10	<1	<0.2	0.082
H6438-4 10502	1.51	0.90	139	3.30	8.10	<1	<0.2	0.174
H6438-5 10602	1.54	1.20	103	3.20	8.35	<1	<0.2	0.168
H6438-6 10702	1.32	1.05	123	3.40	7.20	<1	<0.2	0.103
H6438-7 10802	2.32	1.30	173	3.80	7.40	<1	<0.2	0.267
H6438-8 10902	1.90	1.30	171	4.05	6.75	<1	<0.2	0.209
H6438-9 11002	2.43	1.40	129	3.75	6.35	<1	<0.2	0.206
H6438-10 11102	1.14	1.20	137	3.90	5.05	<1	<0.2	0.081
H6438-11 11202	1.97	1.50	200	3.90	5.85	<1	<0.2	0.205
H6438-12 11302	2.68	1.75	308	4.55	8.15	<1	<0.2	0.258
Quality Control	0.140	5.005	27.17	0.551	4.936	4.776	0.0106	0.056
True Value QC	0.150	5.000	25.00	0.500	5.000	5.000	0.0100	0.050
% Recovery	93.3	100	109	110	98.7	95.5	106	112
Relative Percent Difference	2.3	0.2	5.5	0.9	0.1	0.7	6.0	2.0

METHODS: EPA 600/4-79-020	206.2	272.1	208.1	213.1	218.1	239.1	245.1	270.2
METHODS: SW-846	7060A	7760A	7080A	7130	7190	7420	7470A	7740

Boyle A. Potter

Chemist

01/22/2002

Date

PLEASE NOTE: Cardinal's liability and client's exclusive remedy for any claim arising, whether based in contract or tort, shall be limited to the amount paid by client for analyses. All claims, including those for negligence and any other cause whatsoever shall be deemed waived unless made in writing and received by Cardinal within thirty (30) days after completion of the applicable service. In no event shall Cardinal be liable for incidental or consequential damages, including, without limitation, business interruptions, loss of use, or loss of profits incurred by client, its subsidiaries, affiliates or successors arising out of or related to the performance of services hereunder by Cardinal, regardless of whether such claim is based upon any of the above-stated reasons or otherwise.



ANALYTICAL RESULTS FOR
 GANDY MARLEY, INC.
 ATTN: LARRY GANDY
 P.O. BOX 1658
 ROSWELL, NM 88202
 FAX TO: (505) 398-6887

Receiving Date: 01/15/02
 Reporting Date: 01/22/02
 Project Number: NOT GIVEN
 Project Name: QTRLY REPORTS
 Project Location: OCD LANDFARM

Sampling Date: 01/15/02
 Sample Type: SOIL
 Sample Condition: COOL AND INTACT
 Sample Received By: BC
 Analyzed By: AH

LAB NUMBER	SAMPLE ID	Na (mg/Kg)	Ca (mg/Kg)	Mg (mg/Kg)	K (mg/Kg)	Conductivity (uS/cm)	T-Alkalinity (mgCaCO ₃ /Kg)
ANALYSIS DATE:		01/22/02	01/21/02	01/21/02	01/22/02	01/22/02	01/21/02
H6438-1	10202	38	128	4	64	483	373
H6438-2	10302	57	77	31	51	438	426
H6438-3	10402	212	71	54	112	351	426
H6438-4	10502	105	83	35	31	875	373
H6438-5	10602	72	83	23	30	838	266
H6438-6	10702	59	71	23	48	454	373
Quality Control		NR	55	49	5.27	1489	NR
True Value QC		NR	50	50	5.00	1413	NR
% Recovery		NR	110	97.2	105	105	NR
Relative Percent Difference		NR	0	6.0	0	0.3	NR

METHODS:	SM3500-Ca-D	3500-Mg E	8049	120.1	310.1
----------	-------------	-----------	------	-------	-------

LAB NUMBER	SAMPLE ID	Cl ⁻ (mg/Kg)	SO ₄ (mg/Kg)	CO ₃ (mg/Kg)	HCO ₃ (mg/Kg)	pH (s.u.)
ANALYSIS DATE:		01/21/02	01/22/02	01/21/02	01/21/02	01/22/02
H6438-1	10202	80	15	0	455	8.68
H6438-2	10302	48	15	0	520	8.66
H6438-3	10402	112	404	0	520	8.54
H6438-4	10502	48	172	0	455	8.28
H6438-5	10602	64	134	0	325	8.36
H6438-6	10702	32	43	0	455	8.48
Quality Control		1030	52.66	NR	948	6.89
True Value QC		1000	50.00	NR	1000	7.00
% Recovery		103	105	NR	94.8	98.4
Relative Percent Difference		1.0	0.6	NR	0.4	0.5

METHODS:	SM4500-Cl-B	375.4	310.1	310.1	150.1
----------	-------------	-------	-------	-------	-------

Bayle H. Patten
 Chemist

01/22/2002
 Date

NOTE: Liability and Damages. Cardinal's liability and client's exclusive remedy for any claim arising, whether based in contract or tort, shall be limited to the amount paid by client for analyses. All claims, including those for negligence and any other cause whatsoever shall be deemed waived unless made in writing and received by Cardinal within thirty (30) days after completion of the applicable service. In no event shall Cardinal be liable for incidental or consequential damages, including, without limitation, business interruptions, loss of use, or loss of profits incurred by client, its subsidiaries, affiliates or successors arising out of or related to the performance of services hereunder by Cardinal, regardless of whether such claim is based upon any of the above-stated reasons or otherwise.

ANALYTICAL RESULTS FOR
 GANDY MARLEY, INC.
 ATTN: LARRY GANDY
 P.O. BOX 1658
 ROSWELL, NM 88202
 FAX TO: (505) 398-6887

 Receiving Date: 01/15/02
 Reporting Date: 01/22/02
 Project Number: NOT GIVEN
 Project Name: QTRLY REPORTS
 Project Location: OCD LANDFARM

 Sampling Date: 01/15/02
 Sample Type: SOIL
 Sample Condition: COOL AND INTACT
 Sample Received By: BC
 Analyzed By: AH

LAB NUMBER	SAMPLE ID	Na (mg/Kg)	Ca (mg/Kg)	Mg (mg/Kg)	K (mg/Kg)	Conductivity (μ S/cm)	T-Alkalinity (mgCaCO ₃ /Kg)
ANALYSIS DATE:		01/22/02	01/21/02	01/21/02	01/22/02	01/22/02	01/21/02
H6438-7	10802	280	103	35	3.80	446	835
H6438-8	10902	241	90	54	4.52	471	888
H6438-9	11002	309	96	62	3.12	396	1066
H6438-10	11102	93	109	43	45	429	391
H6438-11	11202	96	96	97	5.12	413	764
H6438-12	11302	83	103	47	53	1028	320
Quality Control		NR	55	49	5.27	1489	NR
True Value QC		NR	50	50	5.00	1413	NR
% Recovery		NR	110	97.2	105	105	NR
Relative Percent Difference		NR	0	6.0	0	0.3	NR

METHODS:	SM3500-Ca-D	3500-Mg E	8049	120.1	310.1
----------	-------------	-----------	------	-------	-------

	Cl ⁻ (mg/Kg)	SO ₄ (mg/Kg)	CO ₃ (mg/Kg)	HCO ₃ (mg/Kg)	pH (s.u.)
ANALYSIS DATE:	01/21/02	01/22/02	01/21/02	01/21/02	01/22/02
H6438-7	96	44	0	1018	8.73
H6438-8	48	20	0	1083	8.48
H6438-9	64	15	0	1300	8.52
H6438-10	32	262	0	477	8.43
H6438-11	48	21	0	932	8.63
H6438-12	80	257	0	390	8.27
Quality Control	1030	52.66	NR	948	6.89
True Value QC	1000	50.00	NR	1000	7.00
% Recovery	103	105	NR	94.8	98.4
Relative Percent Difference	1.0	0.6	NR	0.4	0.5

METHODS:	SM4500-Cl-B	375.4	310.1	310.1	150.1
----------	-------------	-------	-------	-------	-------

Chemist

Date

DISCLAIMER NOTE: Liability and Damages. Cardinal's liability and client's exclusive remedy for any claim arising, whether based in contract or tort, shall be limited to the amount paid by client for analyses. All claims, including those for negligence and any other cause whatsoever shall be deemed waived unless made in writing and received by Cardinal within thirty (30) days after completion of the applicable service. In no event shall Cardinal be liable for incidental or consequential damages, including, without limitation, business interruptions, loss of use, or loss of profits incurred by client, its subsidiaries, affiliates or successors arising out of or related to the performance of services hereunder by Cardinal, regardless of whether such claim is based upon any of the above-stated reasons or otherwise.

H6438b




ANALYTICAL RESULTS FOR
 GANDY MARLEY INC.
 ATTN: L. GANDY
 P.O. BOX 1658
 ROSWELL, NM 8802
 FAX TO: (505) 398-6887

Receiving Date: 01/15/02
 Reporting Date: 01/15/02
 Project Number: NOT GIVEN
 Project Name: QTRLY. REPORTS
 Project Location: OCD LANDFARM

Sampling Date: 01/15/02
 Sample Type: SOIL
 Sample Condition: COOL & INTACT
 Sample Received By: BC
 Analyzed By: BC

LAB NO.	SAMPLE ID	TPH (mg/Kg)	BENZENE (mg/Kg)	TOLUENE (mg/Kg)	ETHYL BENZENE (mg/Kg)	TOTAL XYLENES (mg/Kg)
ANALYSIS DATE:		01/15/02	01/15/02	01/15/02	01/15/02	01/15/02
H6438-1	10202	51.3	<0.005	<0.005	<0.005	<0.015
H6438-2	10302	19.5	<0.005	<0.005	<0.005	<0.015
H6438-3	10402	67.4	<0.005	<0.005	<0.005	<0.015
H6438-4	10502	145	<0.005	<0.005	<0.005	<0.015
H6438-5	10602	137	<0.005	<0.005	<0.005	<0.015
H6438-6	10702	121	<0.005	<0.005	<0.005	<0.015
H6438-7	10802	136	<0.005	<0.005	<0.005	<0.015
H6438-8	10902	362	<0.005	<0.005	<0.005	<0.015
H6438-9	11002	190	<0.005	<0.005	<0.005	<0.015
H6438-10	11102	24.9	<0.005	<0.005	<0.005	<0.015
H6438-11	11202	33.4	<0.005	<0.005	<0.005	<0.015
H6438-12	11302	528	<0.005	<0.005	<0.005	<0.015
Quality Control		241	0.099	0.102	0.106	0.307
True Value QC		240	0.100	0.100	0.100	0.300
% Recovery		100	99.3	102	106	102
Relative Percent Difference		5.1	5.5	9.1	7.5	5.3

METHODS: TRPHC - EPA 600/7-79-020, 418.1; BTEX - EPA SW-846-8020


 Burgess J. A. Cooke, Ph. D.

1/15/02
 Date

LEASE NOTE: Liability and Damages. Cardinal's liability and client's exclusive remedy for any claim arising, whether based in contract or tort, shall be limited to the amount paid by client for analyses. All claims, including those for negligence and any other cause whatsoever shall be deemed waived unless made in writing and received by Cardinal within thirty (30) days after completion of the applicable service. In no event shall Cardinal be liable for incidental or consequential damages, including, without limitation, business interruptions, loss of use, or loss of profits incurred by client, its subsidiaries, affiliates or successors arising out of or related to the performance of services hereunder by Cardinal, regardless of whether such claim is based upon any of the above-stated reasons or otherwise.

H6438A.XLS



CARDINAL LABORATORIES, INC.

2111 Beechwood, Abilene, TX 79803 101 East Marland, Hobbs, NM 88240
 (915) 673-7001 Fax (915) 673-7020 (505) 393-2326 Fax (505) 393-2476

CHAIN-OF-CUSTODY AND ANALYSIS REQUEST

Company Name: Cardinal Laboratories
 Project Manager: Lab Stam
 Address: Box 1658 State: NM Zip: 88202
 City: Roswell Phone #: 505-398-1996 Address: _____
 Fax #: 398-4887 City: _____
 Project #: _____ Project Owner: _____
 Project Name: Chilly Reports State: _____ Zip: _____
 Project Location: XXD Landfill Phone #: _____
 FOR LAB USE ONLY

Company: _____ PO #: _____
 Address: _____
 City: _____
 State: _____ Zip: _____

LAB I.D.	Sample I.D.	(G)RAB OR (C)OMP.	# CONTAINERS	MATRIX						DATE	TIME	ANALYSIS REQUEST					
				GROUNDWATER	WASTEWATER	SOIL	OIL	SLUDGE	OTHER:			PRES.	SAMPLING	418.1	BTEX	2000 metals	major ions & cations
H6438-1	10202	C	1	X						1-15-02	8:30						
-2	10302	C	1	X							8:30						
-3	10402	C	1	X							8:45						
-4	10502	C	1	X							8:50						
-5	10602	C	1	X							8:55						
-6	10702	C	1	X							9:10						
-7	10802	C	1	X							9:15						
-8	10902	C	1	X							9:25						
-9	11002	C	1	X							9:30						
-10	11102	C	1	X							9:35						

PLEASE NOTE: Usability and Damage. Cardinal's liability and strict liability remedy for any claim arising whether based in contract or tort, shall be limited to the amount paid by the client for the analysis. All claims involving losses for negligence and any other cause whatsoever shall be deemed waived unless made in writing and received by Cardinal within 90 days after completion of the applicable service. In no event shall Cardinal be liable for incidental or consequential damages, including without limitation, business interruptions, loss of use, or loss of profits incurred by client, its subsidiaries, affiliates or successors arising out of or related to the performance of services hereunder by Cardinal, regardless of whether such claim is based upon any of the above stated reasons or otherwise.

Sampler Relinquished: _____ Date: 1-15-02 Time: 7:15
 Received By: _____
 Relinquished By: _____ Date: _____ Time: _____
 Delivered By: (Circle One) _____
 Sampler - UPS - Bus - Other: _____

Received By: (Lab Stam) _____
 Sample Collection: _____
 Checked By: _____ (Initials)
 Copied: Yes No
 Phone Result: Yes No
 Fax Result: Yes No
 Additional Fax #: _____

Cardinal cannot accept verbal changes. Please fax written changes to 915-673-7020.



CARDINAL LABORATORIES, INC.

2111 Beechwood, Abilene, TX 79603 101 East Marland, Hobbs, NM 88240
 (915) 673-7001 Fax (915) 673-7020 (505) 393-2326 Fax (505) 393-2476

CHAIN-OF-CUSTODY AND ANALYSIS REQUEST

ANALYSIS REQUEST

Company Name: Cardinal Analytical Inc
 Project Manager: Bob West
 Address: Box 1658
 City: Paris, TX State: TX Zip: 75660
 Phone #: 505-398-1960 Alt: _____
 Fax #: 398-1687 City: _____
 Project #: _____ State: _____ Zip: _____
 Project Name: City report Phone #: _____
 Project Location: CCD Land Cam Fax #: _____

LAB I.D.	Sample I.D.	(G)RAB OR (C)OMP.	# CONTAINERS	MATRIX						DATE	TIME	ANALYSIS REQUEST
				GROUNDWATER	WASTEWATER	SOIL	OIL	SLUDGE	OTHER :			
H68841	11202	()	1			X				15-50	925	BTXY
-12	11302	()	1			X				15-50	930	418.1
												WQ metals
												major ion fractions

PLEASE NOTE: Liability and Damages: Cardinal's liability and client's exclusive remedy for any claim arising whether based in contract or tort, shall be limited to the amount paid by the client for the analysis. All claims including those for negligence and any other causes whatsoever shall be deemed waived unless made in writing and received by Cardinal within 30 days after completion of the applicable service. In no event shall Cardinal be liable for incidental or consequential damages, including without limitation, business interruptions, loss of use, or loss of profits incurred by client. Its subsidiaries, affiliates or successors arising out of or related to the performance of services hereunder by Cardinal, regardless of whether such claim is based upon any of the above stated reasons or otherwise.

Sampler Relinquished: _____ Date: 1-5-02 Received By: _____
 Relinquished By: Leung Cheung Time: 1:45 Received By: (Lab Staff) _____
 Delivered By: (Circle One) _____
 Sampler - UPS - Bus - Other: _____

Company: BILLITO PO #: _____
 Address: _____
 City: _____
 State: _____ Zip: _____
 Phone #: _____
 Fax #: _____

Received By: (Lab Staff) _____
 Sample Condition: _____
 Cool Intact: _____
 Yes No

Checked By: _____ (Initials)

Phone Result: Yes No Additional Fax #: _____
 Fax Result: Yes No

REMARKS: _____

* Cardinal cannot accept verbal changes. Please fax written changes to 915-673-7020.

Terms and Conditions: Interest will be charged on all accounts more than 30 days past due at the rate of 24% per annum from the original date of invoice, and all costs of collections, including attorney's fees.