

**SAN JUAN 32-8 UNIT
PA OWNERSHIP SUMMARY**

**I. FRUITLAND PARTICIPATING AREA, TWENTY-FIRST EXPANSION
EFFECTIVE 8/1/95, 12,679.93 ACRES**

| <u>OWNER NAME</u> | <u>PERCENTAGE</u> |
|--|-------------------|
| Phillips-San Juan Partners, L. P. | 45.644140% |
| Phillips-New Mexico Partners, L. P. | 18.064600% |
| Williams Production Company | 15.093410% |
| Four Star Oil & Gas Company | 14.025310% |
| Burlington Resources Oil & Gas Company | 3.784750% |
| CBP San Juan Limited Partnership | 2.944880% |
| Wintergreen Energy Corporation | 0.384340% |
| Susanna P. Kelly | 0.058570% |

**II. PICTURED CLIFFS PARTICIPATING AREA, FIRST EXPANSION
EFFECTIVE 1/1/82, 960.00 ACRES**

| <u>OWNER NAME</u> | <u>PERCENTAGE</u> |
|--|-------------------|
| Phillips Petroleum Company | 74.333750% |
| Burlington Resources Oil & Gas Company | 9.373100% |
| Williams Production Company | 9.000000% |
| Cinco General Partnership | 7.293150% |

**III. MESAVERDE PARTICIPATING AREA, NINETEENTH EXPANSION
EFFECTIVE 7/1/83, 11,802.08 ACRES**

| <u>OWNER NAME</u> | <u>PERCENTAGE</u> |
|--|-------------------|
| Phillips Petroleum Company | 63.614320% |
| Williams Production Company | 15.484960% |
| Four Star Oil & Gas Company | 15.328290% |
| Burlington Resources Oil & Gas Company | 2.843740% |
| Cinco General Partnership | 2.212700% |
| Wintergreen Energy Corporation | 0.363620% |
| Susanna P. Kelly | 0.055410% |
| Andrew B. Kelly, Jr. | 0.036360% |
| Charles E. Kelly | 0.036360% |
| Susanna P. Kelly, Jr. | 0.024240% |

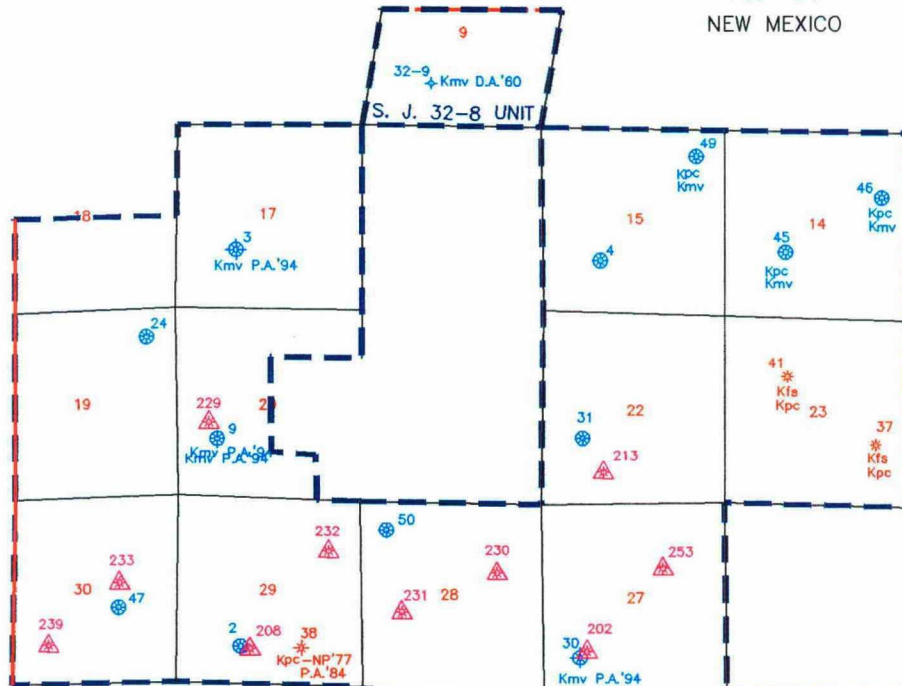
**IV. DAKOTA PARTICIPATING AREA, INITIAL EXPANSION
EFFECTIVE 2/10/82, 320.00 ACRES**

| <u>OWNER NAME</u> | <u>PERCENTAGE</u> |
|-----------------------------|-------------------|
| Phillips Petroleum Company | 37.500000% |
| Williams Production Company | 62.500000% |

R-8-W

COLORADO
NEW MEXICO

S. J. 32-8 UNIT



T
32
N

PRODUCING INTERVAL

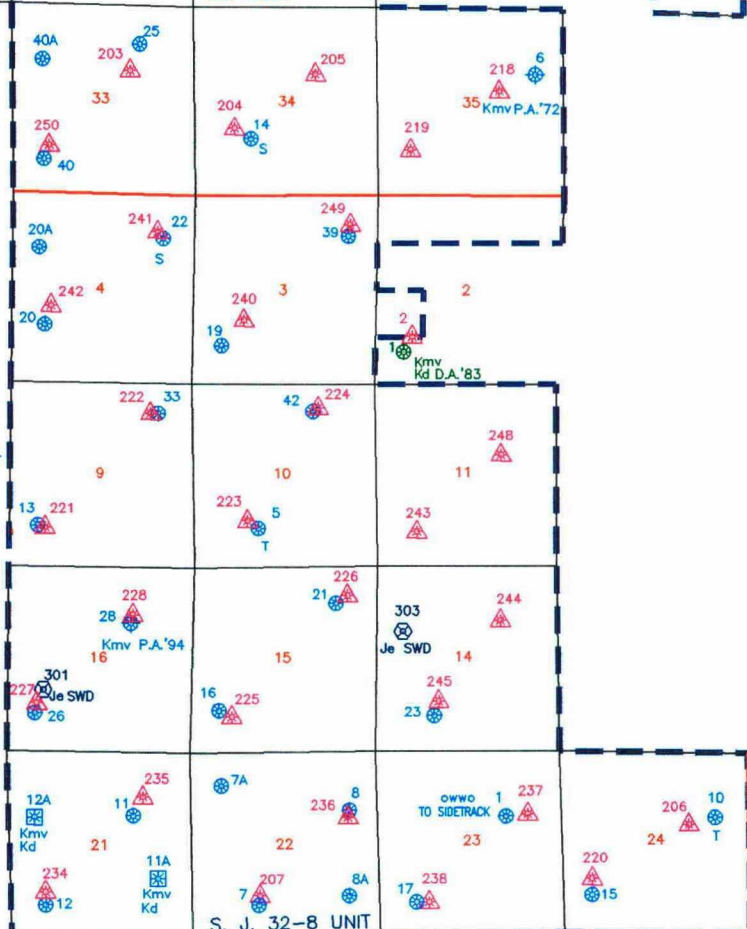
- ▲ FRUITLAND Kfc
- * PICTURED CLIFFS Kpc
- MESAVERDE Kmv
- DAKOTA Kd
- ⊙ ALL PRODUCTION BELOW CRETACEOUS
- ⊙ ENTRADA PARADOX BARKER CREEK LEADVILLE
- ⊙ CLIFFHOUSE MENEFE POINT LOOKOUT
- ⊙ Je Pc Pb MI

PHILLIPS PETR. CO.

SAN JUAN 32-8 UNIT
SAN JUAN CO, NM

March 4, 1999

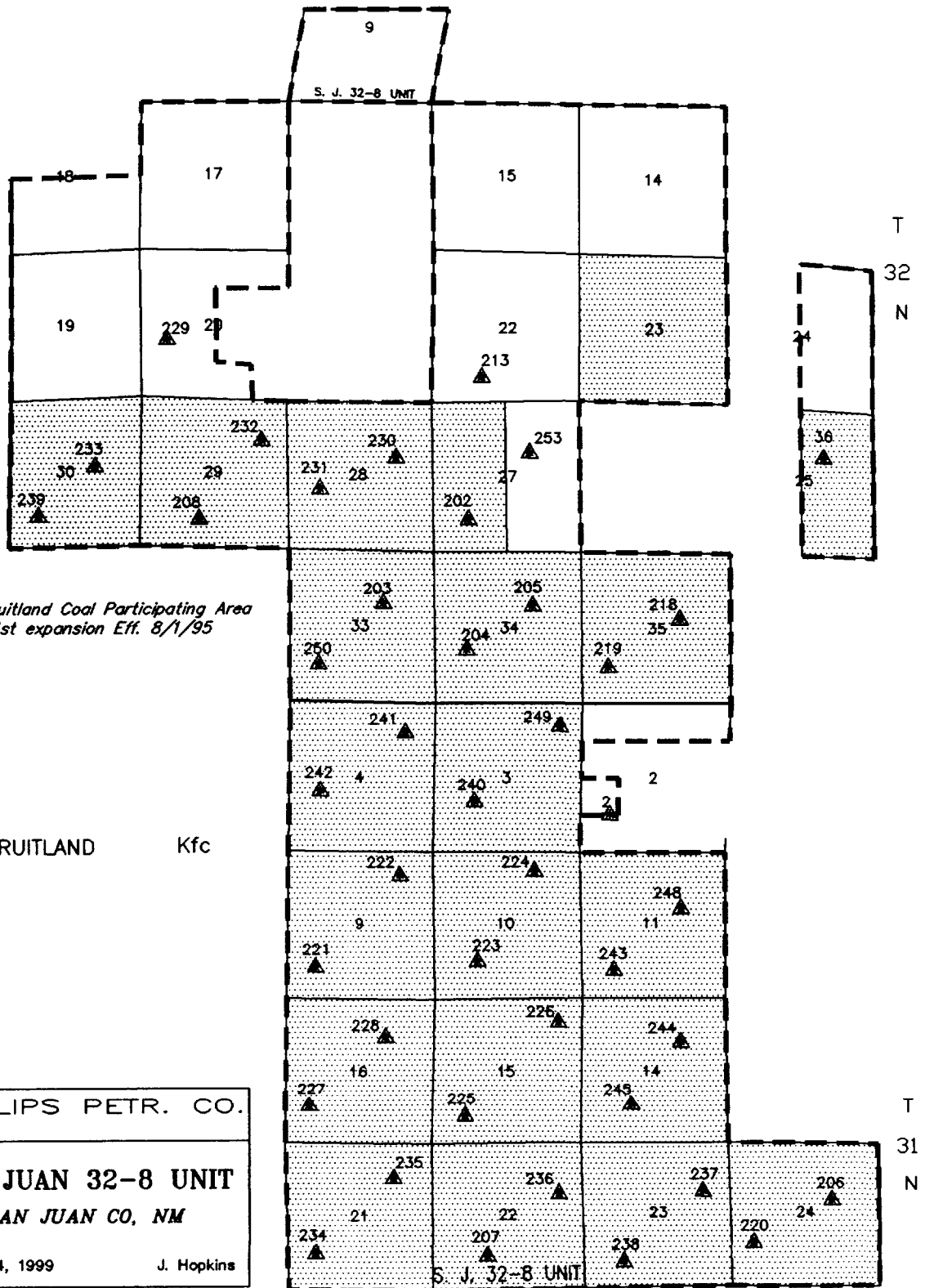
J. Hopkins



T
31
N

S. J. 32-8 UNIT

R-8-W



Fruitland Coal Participating Area
21st expansion Eff. 8/1/95

▲ FRUITLAND Kfc

PHILLIPS PETR. CO.

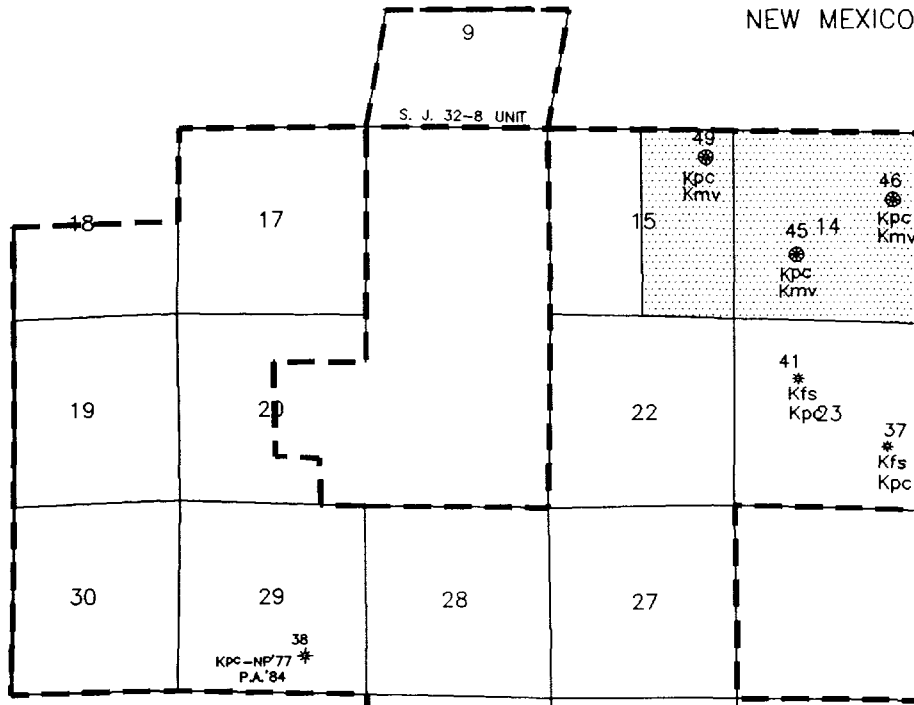
SAN JUAN 32-8 UNIT
SAN JUAN CO, NM


March 4, 1999

J. Hopkins

R-8-W

COLORADO
NEW MEXICO



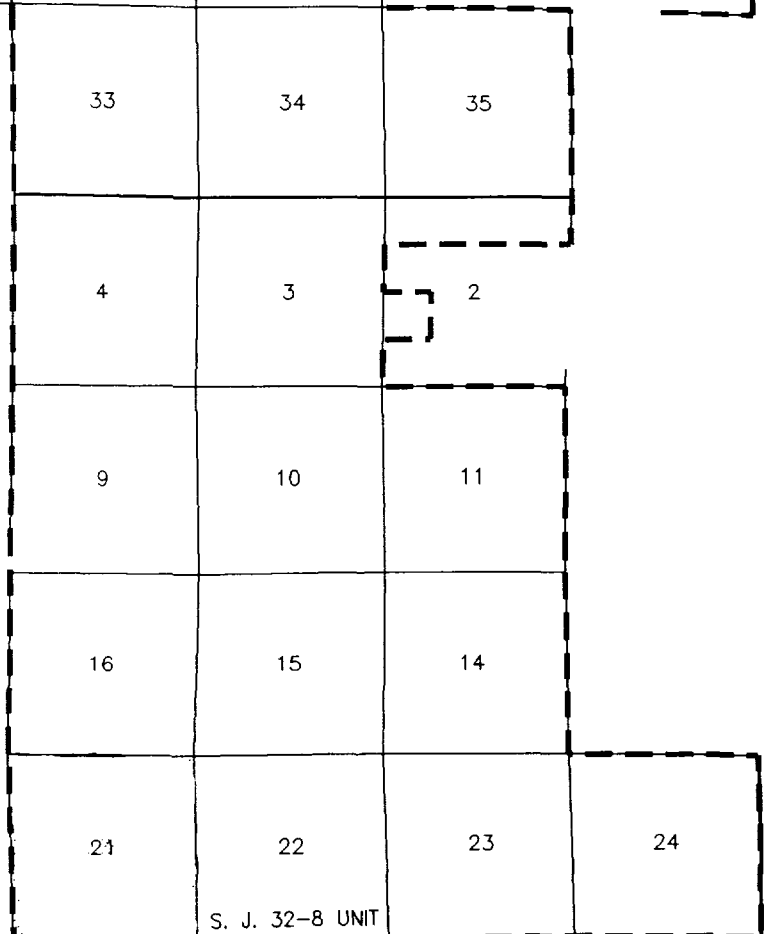
 Pictured Cliffs Participating Area
1st expansion Eff. 1/1/83

* PICTURED CLIFFS Kpc

PHILLIPS PETR. CO.

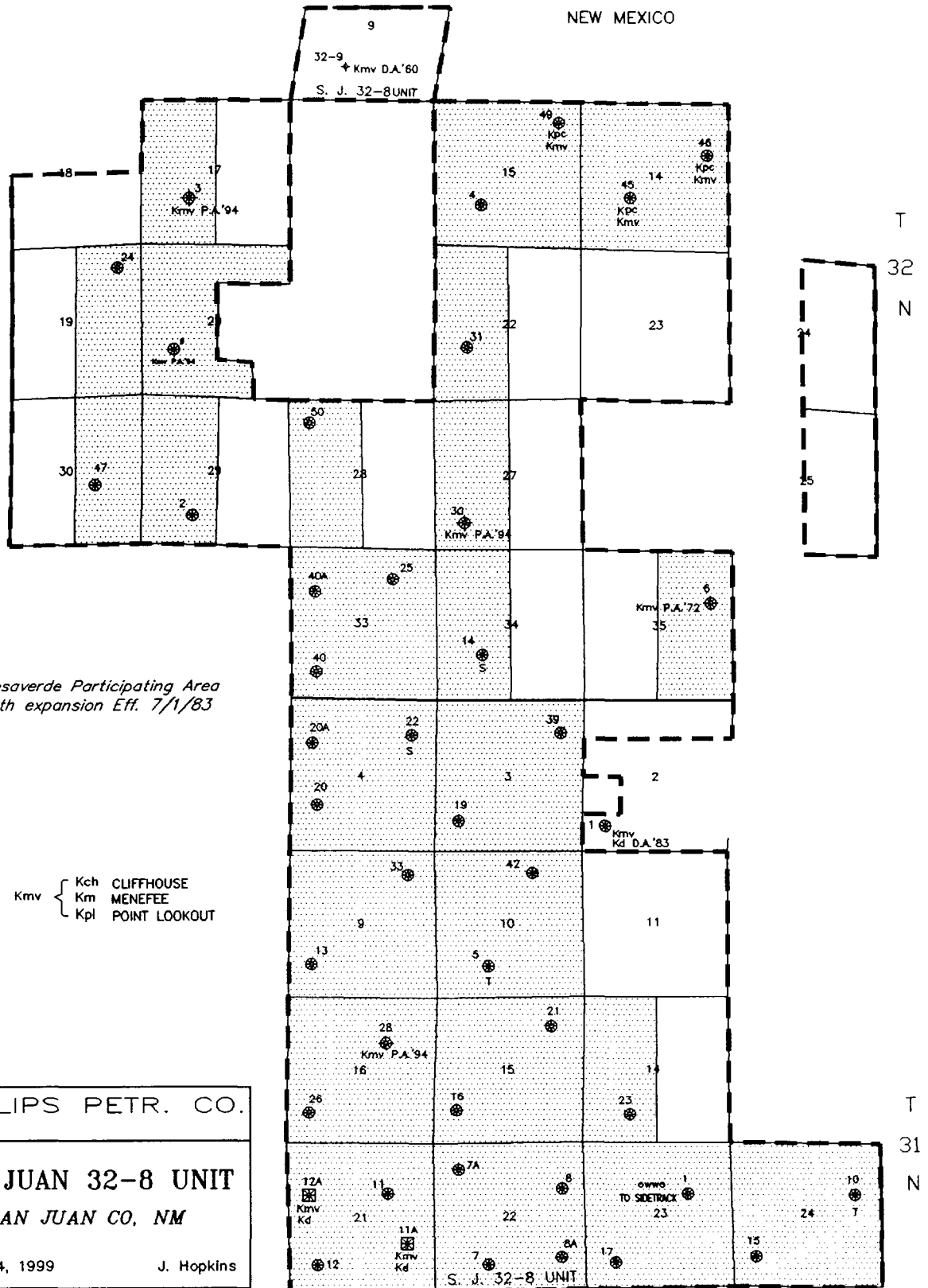
SAN JUAN 32-8 UNIT
SAN JUAN CO, NM

March 4, 1999 J. Hopkins



R-8-W

COLORADO
NEW MEXICO



R-8-W

COLORADO
NEW MEXICO

S. J. 32-8 UNIT

