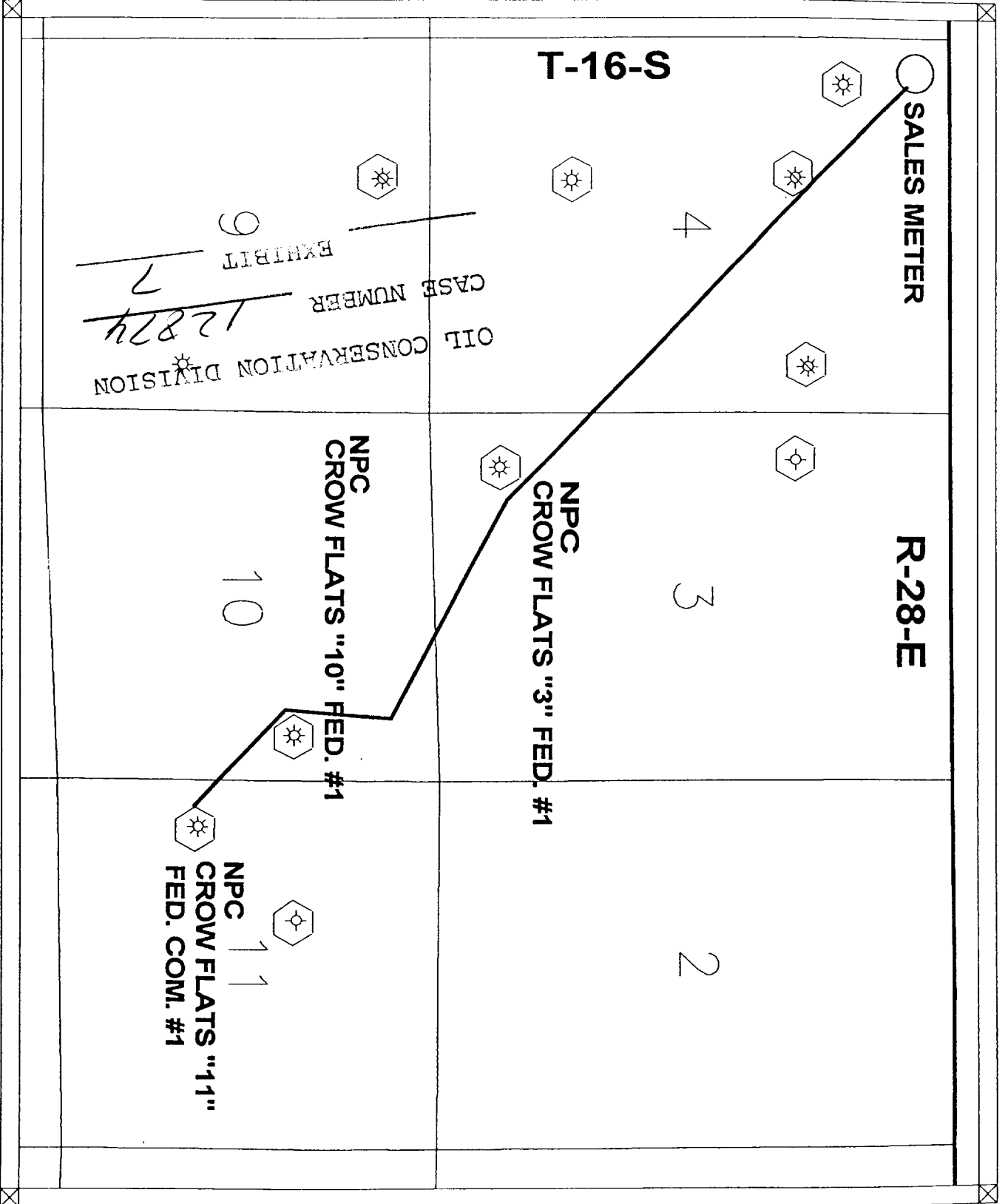
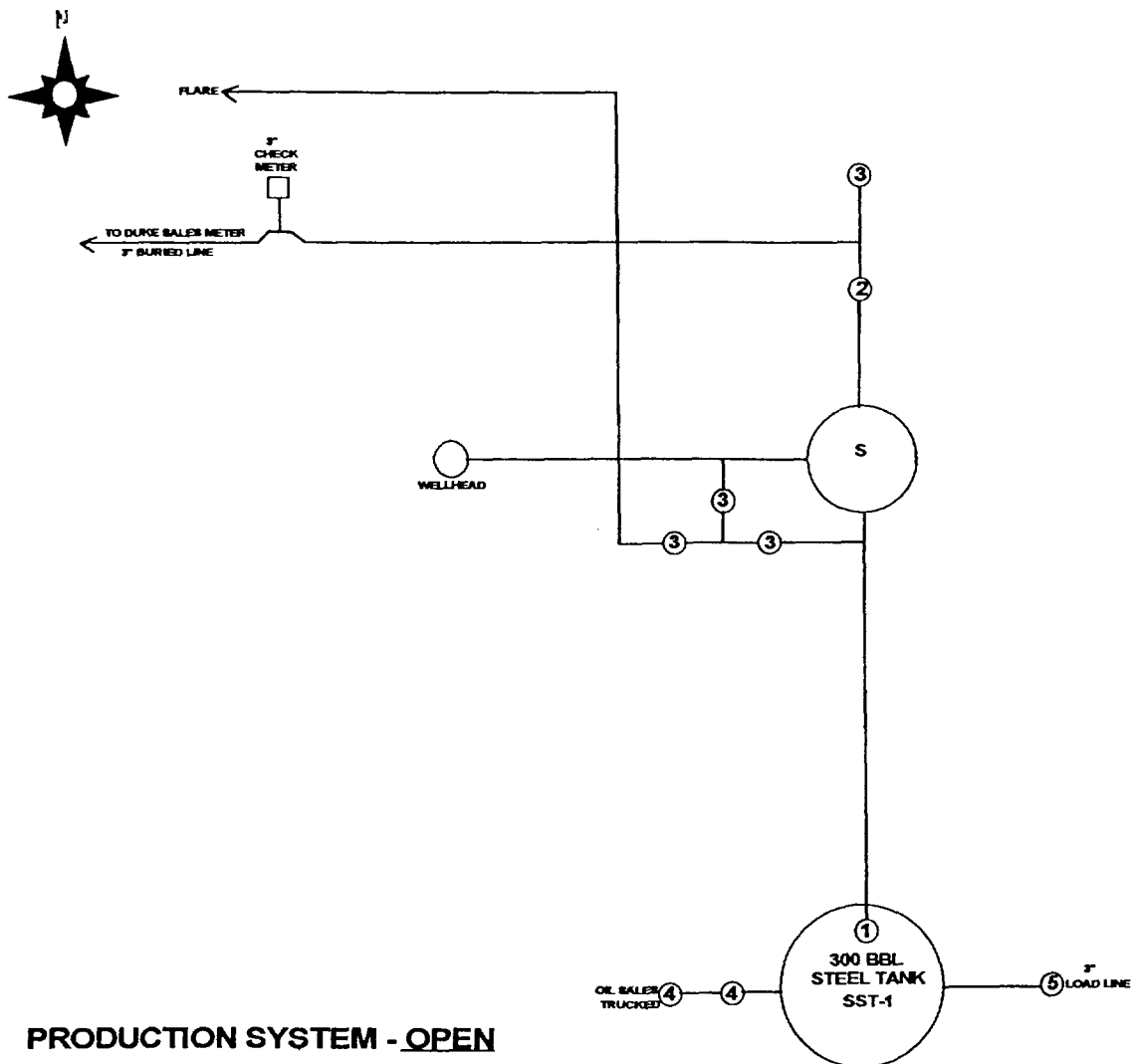


Scale 1:24,000





PRODUCTION SYSTEM - OPEN

1. Oil sales by tank gauge to tank truck
2. Seal requirements:

A. Production Phase

- (1) All valves 4 sealed closed
- (2) All valves 5 sealed closed
- (3) All valves 3 sealed closed

B. Sales Phase (Sales from SST-1)

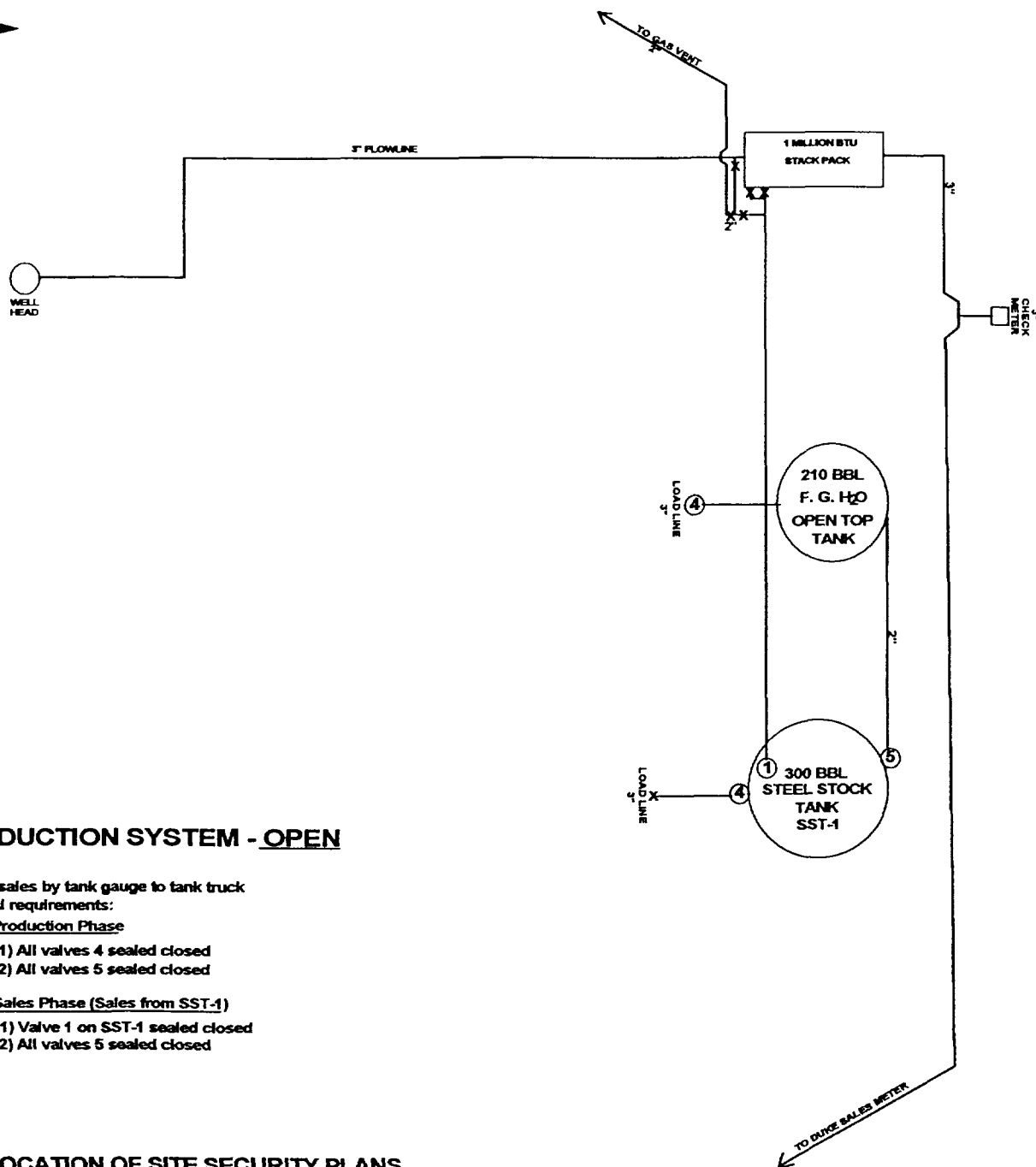
- (1) Valve 1 on SST-1 sealed closed
- (2) All valves 5 sealed closed

LOCATION OF SITE SECURITY PLANS

Nearburg Producing Company
3300 N. "A" Street, Bldg. 2, Ste. 120
Midland, Tx., 79705

Site Facility Diagram

Nearburg Producing Company
CROW FLATS "10" FEDERAL #1
NM 100724, API 30-015-30168
2310' FNL & 1310' FEL Section 10, T16S, R28E
Eddy County, New Mexico



PRODUCTION SYSTEM - OPEN

1. Oil sales by tank gauge to tank truck
2. Seal requirements:

A. Production Phase

- (1) All valves 4 sealed closed
- (2) All valves 5 sealed closed

B. Sales Phase (Sales from SST-1)

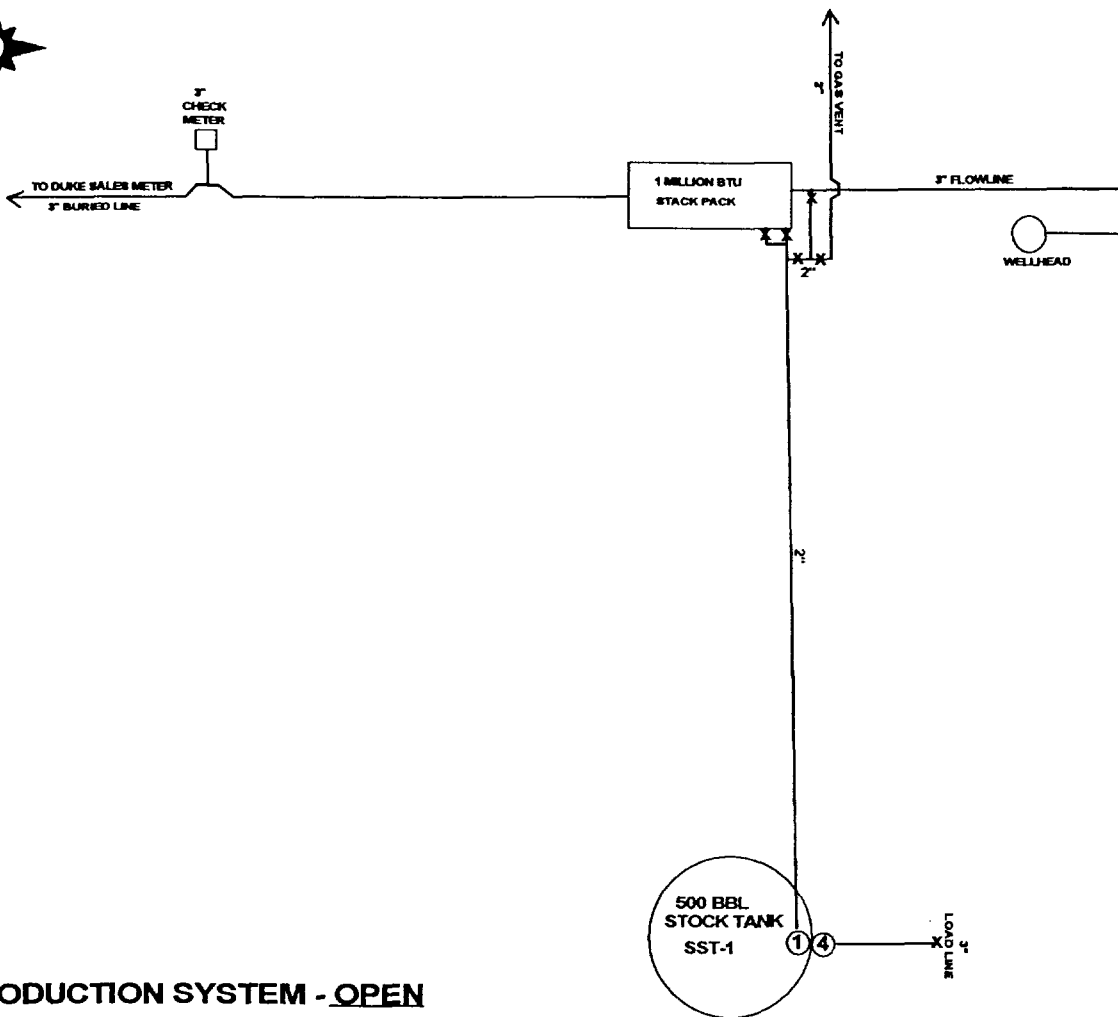
- (1) Valve 1 on SST-1 sealed closed
- (2) All valves 5 sealed closed

LOCATION OF SITE SECURITY PLANS

Nearburg Producing Company
3300 N. "A" Street, Bldg. 2, Ste. 120
Midland, Tx., 79705

Site Facility Diagram

Nearburg Producing Company
CROW FLATS "3" FEDERAL #1
NM 18831, API 30-015-30706
960' FSL & 760' FWL SECTION 3, T16S, R28E
Eddy County, New Mexico



PRODUCTION SYSTEM - OPEN

1. Oil sales by tank gauge to tank truck
2. Seal requirements:
 - A. Production Phase
 - (1) All valves 4 sealed closed
 - B. Sales Phase (Sales from SST-1)
 - (1) Valve 1 on SST-1 sealed closed

LOCATION OF SITE SECURITY PLANS

Nearburg Producing Company
3300 N. "A" Street, Bldg. 2, Ste. 120
Midland, Tx., 79705

Site Facility Diagram

Nearburg Producing Company
CROW FLATS "11" FEDERAL #1
NM 95630, API 30-015-30692
1980' FSL & 660' FWL Section 11, T16S, R28E
Eddy County, New Mexico

Ocean City, RI.
Depto. #2 house
is where TF is located

1.3
miles
to Total Flow
from CF 3-1

3-1 Ties Into
10-1 and 11-1's
Flow. Then to
Total Flow

11-1 Ties Into
10-1
Dry Hole
Marker

