

Submit to Appropriate District Office
 State Lease - 6 copies
 Fee Lease - 5 copies

State of New Mexico
 Energy, Minerals and Natural Resources Department

Form C-101
 Revised 1-1-89

OIL CONSERVATION DIVISION

P.O. Box 2088
 Santa Fe, New Mexico 87504-2088

DISTRICT I
 P.O. Box 1980, Hobbs, NM 88240

DISTRICT II
 P.O. Drawer DD, Artesia, NM 88210

DISTRICT III
 1000 Rio Brazos Rd., Aztec, NM 87410

API NO. (assigned by OCD on New Wells)
30-021-20268

5. Indicate Type of Lease
 STATE FEE

6. State Oil & Gas Lease No.

APPLICATION FOR PERMIT TO DRILL, DEEPEN, OR PLUG BACK

1a. Type of Work
 DRILL RE-ENTER DEEPEN PLUG BACK

b. Type of Well:
 OIL WELL GAS WELL OTHER CO2

SINGLE ZONE MULTIPLE ZONE

2. Name of Operator
 Amoco Production Company

3. Address of operator
 P.O. Box 606 Clayton N. Mex. 88415

4. Well Location
 Unit Letter G : 1982 Feet From The East Line and 1968 Feet From The North Line
 Section 20 Township T 21 N Range R 33 E NMPM Harding County

7. Lease Name or Unit Agreement Name
 Bravo Dome Carbon Dioxide Gas Unit - 2133

8. Well No.
 201G

9. Pool name or Wildcat
 Tubb

10. Proposed Depth
 2419

11. Formation
 Tubb

12. Rotary or C.T.
 Rotary

13. Elevations (Show whether DF, RT, GR, etc.)
 4889

14. Kind & Status Plug. Bond
 Blanket On File

15. Drilling Contractor
 N/A

16. Approx. Date Work well start
 07-15-93

PROPOSED CASING AND CEMENT PROGRAM

SIZE OF HOLE	SIZE OF CASING	WEIGHT PER FOOT	SETTING DEPTH	SACKS OF CEMENT	EST. TOP
12 1/4"	8 5/8" Steel	24#	700'	Circulate to Surface	Surface
7 7/8"	4 1/2" Fiberglass	2000# psi	2219'	Circulate to Surface	Surface

Propose to Drill & Equip well in the Tubb formation. To reach total depth, a 3 7/8" open hole will be air drilled approximately 200' below 4 1/2" casing.

Mud Program: 0-700' gel-Spud Mud
 700-2200' Starch/Gel
 2200-2325 Air

BOP Program Attached

APPROVAL VALID FOR 12 DAYS
 UNLESS DRILLING UNDERWAY

IN ABOVE SPACE DESCRIBE PROPOSED PROGRAM: IF PROPOSAL IS TO DEEPEN OR PLUG BACK, GIVE DATA ON PRESENT PRODUCTIVE ZONE AND PROPOSED NEW PRODUCTIVE ZONE, GIVE BLOWOUT PREVENTER PROGRAM, IF ANY.

I hereby certify that the information above is true and complete to the best of my knowledge and belief.

SIGNATURE Joy Filkins TITLE Administrative Secretary DATE 5-6-93
 TYPE OR PRINT NAME Joy Filkins TELEPHONE NO. (713) 556-3613

(This space for State Use)

APPROVED BY [Signature] TITLE DISTRICT SUPERVISOR DATE 5-13-93

CONDITIONS OF APPROVAL, IF ANY:

Submit to Appropriate
District Office
State - 4 copies
Fee Lease - 5 copies

State of New Mexico
Energy, Minerals and Natural Resources Department

Form C-103
Revised 1-1-89

OIL CONSERVATION DIVISION

P.O. Box 2088
Santa Fe, New Mexico 87504-2088

DISTRICT I
P.O. Box 1986, Hobbs, NM 88240

DISTRICT II
P.O. Drawer DD, Artesia, NM 88210

DISTRICT III
1008 Rte. Shannon Rd., Artesia, NM 87410

WELL LOCATION AND ACREAGE DEDICATION PLAT

All distances must be from the outer boundaries of the Section.

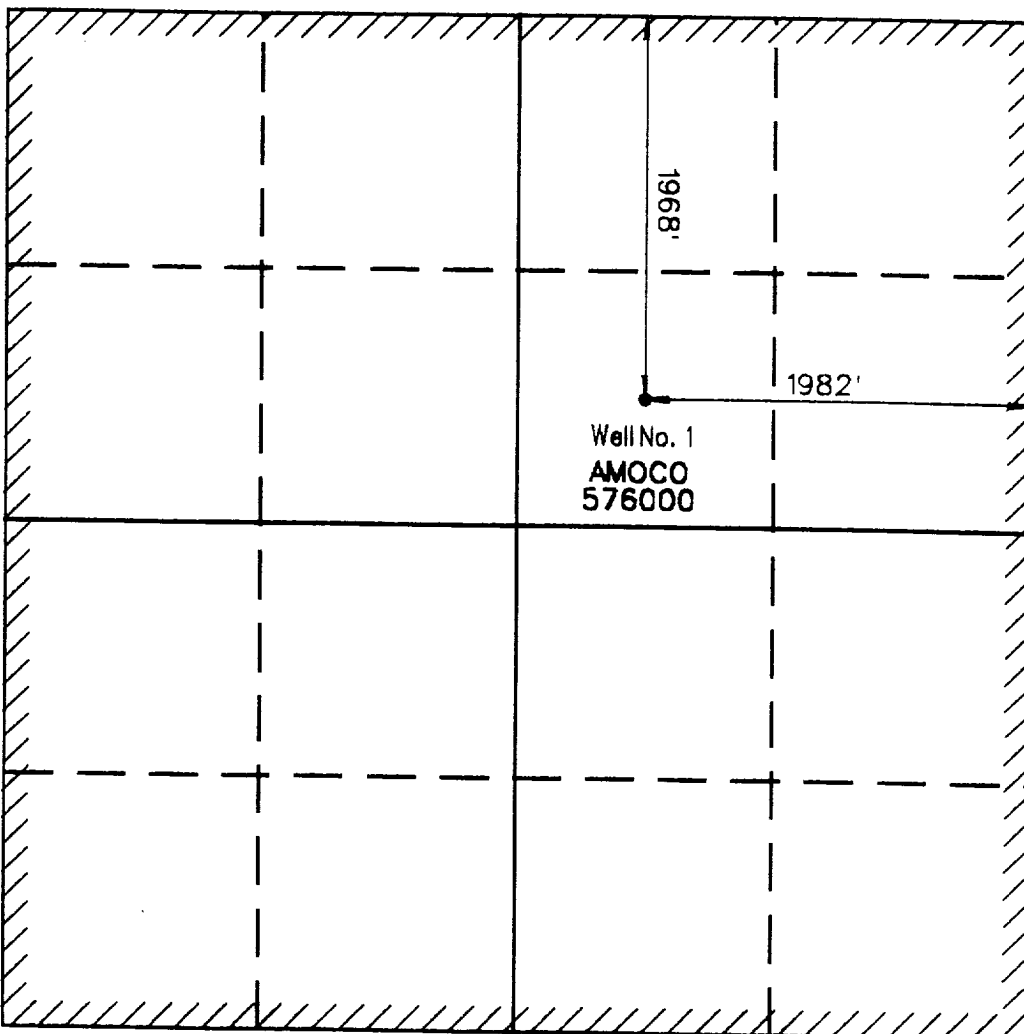
Operator AMOCO PRODUCTION COMPANY			Lease BRAVO DOME CARBON DIOXIDE GAS UNIT		Well No. 1
Unit Letter G	Section 20	Township 21 NORTH	Range 33 EAST	NMPM	County HARDING
Actual Footage Location of Well 1982 feet from the EAST line and 1968 feet from the NORTH line					
Ground Level Elev. 4875.30'	Producing Formation TUBB	Pool BRAVO DOME CARBON DIOXIDE GAS	Dedicated Acreage 640 Acres		

- Outline the acreage dedicated to the subject well by colored pencil or hatchure marks on the plat below.
- If more than one lease is dedicated to the well, outline each and identify the ownership thereof (both as to working interest and royalty).
- If more than one lease of different ownership is dedicated to the well, have the interests of all owners been consolidated by communitization, unitization, forced-pooling, etc?

Yes No If answer is "yes," type of consolidation _____

If answer is "no," list the owners and tract descriptions which have actually been consolidated. (Use reverse side of this form if necessary.) _____

No allowable will be assigned to the well until all interests have been consolidated (by communitization, unitization, forced-pooling or otherwise) or until a non-standard unit, eliminating such interests, has been approved by the Division.



OPERATOR CERTIFICATION

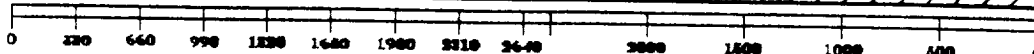
I hereby certify that the information contained herein is true and complete to the best of my knowledge and belief.

Signature Jay Fillkins
 Printed Name Jay Fillkins
 Position Secretary
 Company Amoco Production
 Date 5/6/93

SURVEYOR CERTIFICATION

I hereby certify that the well location shown on this plat was plotted from field notes of actual surveys made by me or under my supervision, and that the same is true and correct to the best of my knowledge and belief.

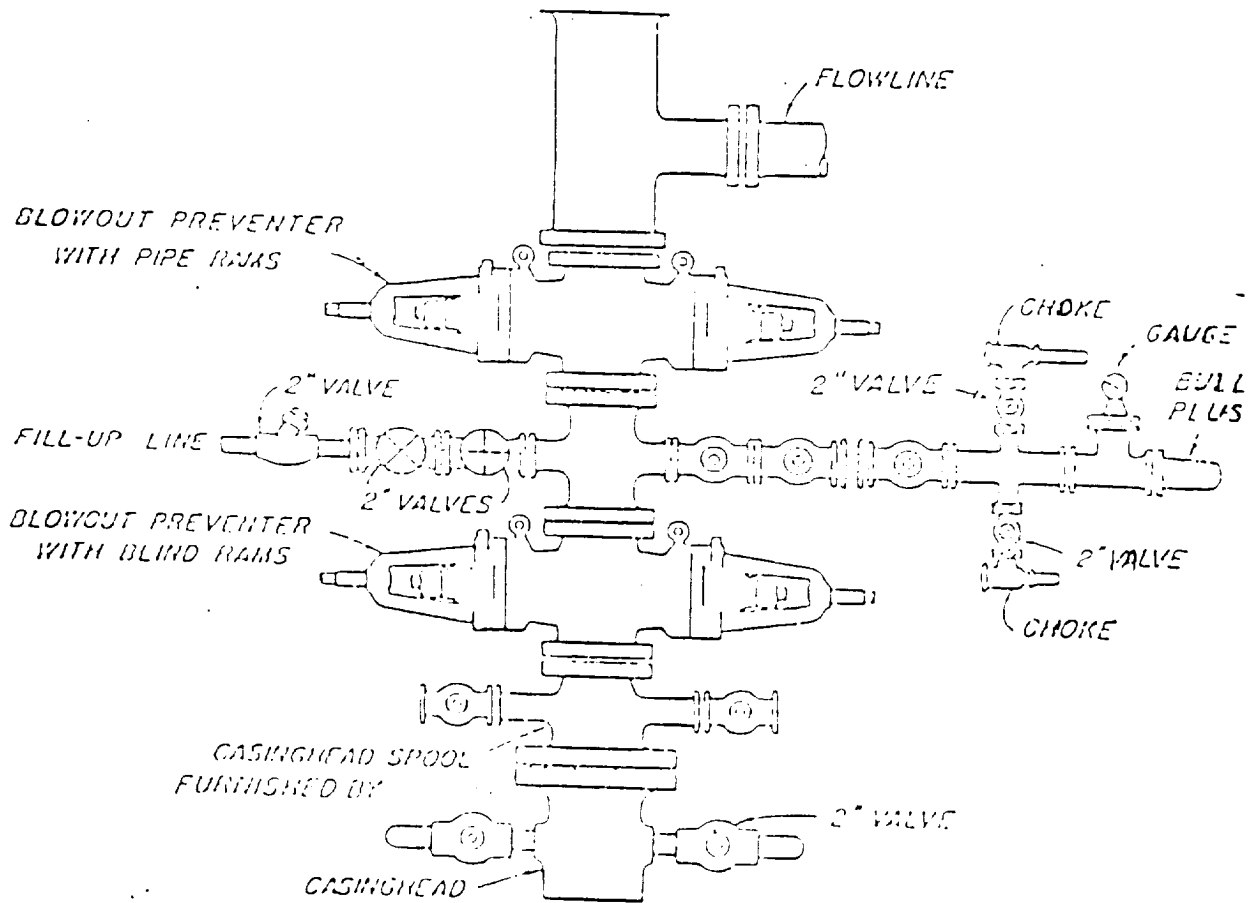
Date Surveyed MARCH 15, 1993
 Signature & Seal of Professional Surveyor
Larry A. Fisher
LARRY A. FISHER
 Certificate No. 11013



Attachment

1. Blow-out preventers and master valve to be fluid operated and oil fittings must be in good condition, 3,000# W.P. (6,000 p.s.i. test), minimum.
2. Equipment through which bit must pass shall be as large as the inside diameter of the casing that is being drilled through.
3. Nipple above blow-out preventer shall be same size as casing being drilled through.
4. Kelly cock required, 3,000# W.P. (6,000 p.s.i. test) minimum.
5. OHSO or comparable safety valve must be available on rig floor at all times with proper connection or sub, 3,000# W.P. (6,000 p.s.i. test), minimum.
6. Blow-out preventers and master valve while drilling intermediate hole to 6000' may be 2,000# W.P. (4,000 p.s.i. test), minimum.
7. Choke assembly, beyond second valve from cross, may be positioned (Optional) outside of derrick foundation.
8. Spool or cross may be eliminated if connections are available in the lower part of the blow-out preventer body.
9. Plug valves - gate valves are optional. Valves shown as 2" are minimum size.
10. Casing head and casing head spool, including attached valves, to be furnished by Amoco.
11. Rams in preventers will be installed as follows:

When drilling, use:	When running casing, use:
Top Preventer - Drill pipe rams	Top Preventer - Casing rams
Bottom Preventer - Blind rams or master valve	Bottom Preventer - Blind rams or master valve



BLOWOUT PREVENTER HOOK-UP

Amoco Production Company

EXHIBIT D-1 MODIFIED