

District I
1625 N. French Dr., Hobbs, NM 88240
District II
1301 W. Grand Avenue, Artesia, NM 88210
District III
1000 Rio Brazos Road, Aztec, NM 87410
District IV
1220 S. St. Francis Dr., Santa Fe, NM 87505

State of New Mexico
Energy Minerals and Natural Resources
Department
Oil Conservation Division
1220 South St. Francis Dr.
Santa Fe, NM 87505

Form C-144 CLEZ
July 21, 2008

For closed-loop systems that only use above ground steel tanks or haul-off bins and propose to implement waste removal for closure, submit to the appropriate NMOCD District Office.

Closed-Loop System Permit or Closure Plan Application

(that only use above ground steel tanks or haul-off bins and propose to implement waste removal for closure)

Type of action: ☒ Permit ☐ Closure

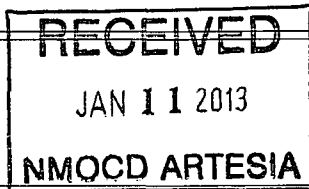
Instructions: Please submit one application (Form C-144 CLEZ) per individual closed-loop system request. For any application request other than for a closed-loop system that only use above ground steel tanks or haul-off bins and propose to implement waste removal for closure, please submit a Form C-144.

Please be advised that approval of this request does not relieve the operator of liability should operations result in pollution of surface water, ground water or the environment. Nor does approval relieve the operator of its responsibility to comply with any other applicable governmental authority's rules, regulations or ordinances.

1. Operator: APACHE CORPORATION OGRID #: 873
Address: 303 VETERANS AIRPARK LN., STE. 3000 MIDLAND TEXAS 79705
Facility or well name: COFFEE FEDERAL #13
API Number: 30-015- 40958 OCD Permit Number: 213784
U/L or Qtr/Qtr B Section 18 Township 17 S Range 31 E County: EDDY
Center of Proposed Design: Latitude 32.838939 N Longitude 103.907054 W NAD: ☒ 1927 ☐ 1983
Surface Owner: ☒ Federal ☐ State ☐ Private ☐ Tribal Trust or Indian Allotment

2. ☒ **Closed-loop System:** Subsection H of 19.15.17.11 NMAC
Operation: ☒ Drilling a new well ☐ Workover or Drilling (Applies to activities which require prior approval of a permit or notice of intent) ☐ P&A
☐ Above Ground Steel Tanks or ☒ Haul-off Bins

3. **Signs:** Subsection C of 19.15.17.11 NMAC
☐ 12"x 24", 2" lettering, providing Operator's name, site location, and emergency telephone numbers
☒ Signed in compliance with 19.15.3.103 NMAC



4. **Closed-loop Systems Permit Application Attachment Checklist:** Subsection B of 19.15.17.9 NMAC
Instructions: Each of the following items must be attached to the application. Please indicate, by a check mark in the box, that the documents are attached.
☒ Design Plan - based upon the appropriate requirements of 19.15.17.11 NMAC
☒ Operating and Maintenance Plan - based upon the appropriate requirements of 19.15.17.12 NMAC
☒ Closure Plan (Please complete Box 5) - based upon the appropriate requirements of Subsection C of 19.15.17.9 NMAC and 19.15.17.13 NMAC
☐ Previously Approved Design (attach copy of design) API Number: _____
☐ Previously Approved Operating and Maintenance Plan API Number: _____

5. **Waste Removal Closure For Closed-loop Systems That Utilize Above Ground Steel Tanks or Haul-off Bins Only:** (19.15.17.13.D NMAC)
Instructions: Please indentify the facility or facilities for the disposal of liquids, drilling fluids and drill cuttings. Use attachment if more than two facilities are required.

Disposal Facility Name: SUNDANCE INCORPORATED Disposal Facility Permit Number: NM-01-0003
Disposal Facility Name: CRI Disposal Facility Permit Number: NM-01-0006

Will any of the proposed closed-loop system operations and associated activities occur on or in areas that will not be used for future service and operations?
☐ Yes (If yes, please provide the information below) ☒ No

Required for impacted areas which will not be used for future service and operations:

- ☐ Soil Backfill and Cover Design Specifications - based upon the appropriate requirements of Subsection H of 19.15.17.13 NMAC
☐ Re-vegetation Plan - based upon the appropriate requirements of Subsection I of 19.15.17.13 NMAC
☐ Site Reclamation Plan - based upon the appropriate requirements of Subsection G of 19.15.17.13 NMAC

6.

Operator Application Certification:

I hereby certify that the information submitted with this application is true, accurate and complete to the best of my knowledge and belief.

Name (Print): SORINA L. FLORESTitle: SUPV OF DRILLING SERVICESSignature: *Sorina L Flores*Date: SEPTEMBER 19, 2012e-mail address: sorina.flores@apachecorp.comTelephone: 432-818-1167

7.

OCD Approval: ☒ Permit Application (including closure plan) ☐ Closure Plan (only)OCD Representative Signature: *R Wade*Approval Date: 1/15/13Title: *Dist R Supervisor*OCD Permit Number: 213784

8.

Closure Report (required within 60 days of closure completion): Subsection K of 19.15.17.13 NMAC

Instructions: Operators are required to obtain an approved closure plan prior to implementing any closure activities and submitting the closure report. The closure report is required to be submitted to the division within 60 days of the completion of the closure activities. Please do not complete this section of the form until an approved closure plan has been obtained and the closure activities have been completed.

☐ Closure Completion Date: _____

9.

Closure Report Regarding Waste Removal Closure For Closed-loop Systems That Utilize Above Ground Steel Tanks or Haul-off Bins Only:

Instructions: Please indentify the facility or facilities for where the liquids, drilling fluids and drill cuttings were disposed. Use attachment if more than two facilities were utilized.

Disposal Facility Name: _____ Disposal Facility Permit Number: _____

Disposal Facility Name: _____ Disposal Facility Permit Number: _____

Were the closed-loop system operations and associated activities performed on or in areas that *will not* be used for future service and operations?☐ Yes (If yes, please demonstrate compliance to the items below) ☐ No*Required for impacted areas which will not be used for future service and operations:*☐ Site Reclamation (Photo Documentation)☐ Soil Backfilling and Cover Installation☐ Re-vegetation Application Rates and Seeding Technique

10.

Operator Closure Certification:

I hereby certify that the information and attachments submitted with this closure report is true, accurate and complete to the best of my knowledge and belief. I also certify that the closure complies with all applicable closure requirements and conditions specified in the approved closure plan.

Name (Print): _____ Title: _____

Signature: _____ Date: _____

e-mail address: _____ Telephone: _____



**DESIGN PLAN, OPERATING & MAINTENANCE PLAN, & CLOSURE PLAN
FOR OCD FOR C-144**

COFFEE FEDERAL #13

DESIGN PLAN

Fluid & cuttings coming from drilling operations will pass over the Shale Shaker with the cuttings going to the Sundance Inc / CRI haul off bin and the cleaned fluid returning to the working steel pits.

Equipment includes:

- 2 – 500 bbl steel frac tanks (fresh water for drilling)
- 2 – 180 bbl steel working pits
- 3 – 75 bbl steel haul off bins
- 2 – Pumps (6-1/2" x 10" PZ 10 or equivalent)
- 1 – Shale shaker
- 1 – Mud cleaner – QMAX MudStripper

OPERATING AND MAINTENANCE PLAN

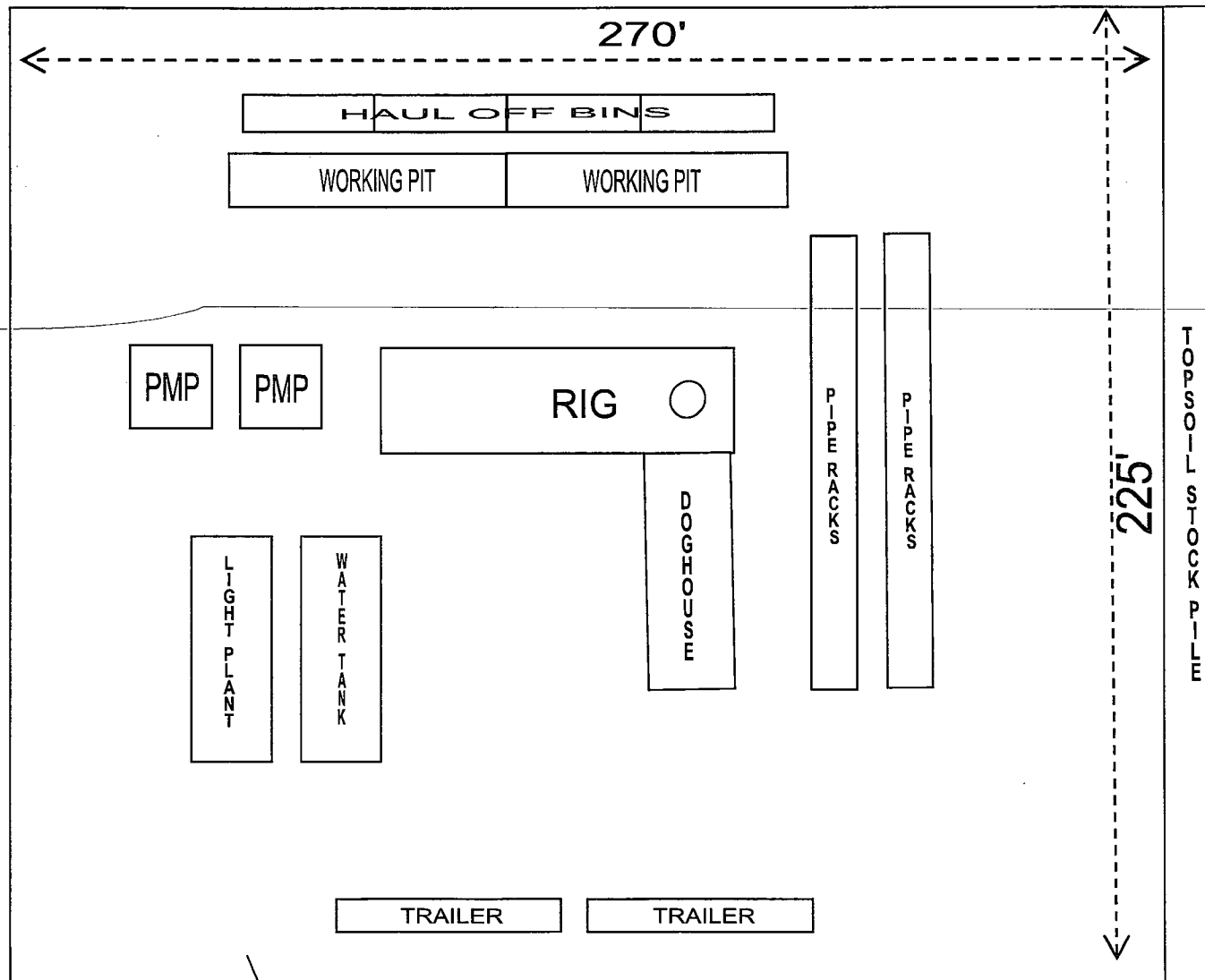
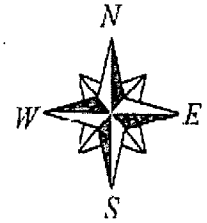
Inspection to occur every tour for proper operation of system and individual components. If any problems are found they will be repaired and/or corrected immediately.

CLOSURE PLAN

All haul bins containing cuttings will be removed from location and hauled to Sundance Incorporated (NM-01-0003) disposal site located 3 miles East of Eunice, NM on the Texas border / Controlled Recovery, Inc's (NM-01-0006) disposal site located near mile marker 66 on Highway 62/180.

Sorina L. Flores
Supv. of Drilling Services

RIG ORIENTATION & LAYOUT
COFFEE FEDERAL #13
EXHIBIT 5



Approx 72'
New Road