

UNITED STATES
DEPARTMENT OF THE INTERIOR
BUREAU OF LAND MANAGEMENT

OCD Artesia

FORM APPROVED
OMB NO. 1004-0135
Expires: July 31, 2010

SUNDRY NOTICES AND REPORTS ON WELLS
Do not use this form for proposals to drill or to re-enter an abandoned well. Use form 3160-3 (APD) for such proposals.

SUBMIT IN TRIPLICATE - Other instructions on reverse side.

1. Type of Well <input checked="" type="checkbox"/> Oil Well <input type="checkbox"/> Gas Well <input type="checkbox"/> Other		5. Lease Serial No. NMNM106678
2. Name of Operator YATES PETROLEUM CORPORATION		6. If Indian, Allottee or Tribe Name
3a. Address 105 SOUTH FOURTH STREET ARTESIA, NM 88210		7. If Unit or CA/Agreement, Name and/or No.
3b. Phone No. (include area code) Ph: 575-748-4211		8. Well Name and No. BOLIVAR BRD FEDERAL COM 1
4. Location of Well (Footage, Sec., T., R., M., or Survey Description) Sec 33 T24S R27E NESE 1980FSL 330FEL		9. API Well No. 30-015-40742-00-X1
		10. Field and Pool, or Exploratory UNDESIGNATED
		11. County or Parish, and State EDDY COUNTY, NM

12. CHECK APPROPRIATE BOX(ES) TO INDICATE NATURE OF NOTICE, REPORT, OR OTHER DATA

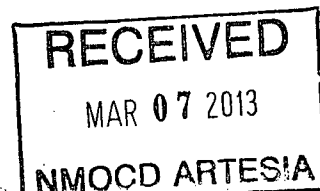
TYPE OF SUBMISSION	TYPE OF ACTION			
<input checked="" type="checkbox"/> Notice of Intent	<input type="checkbox"/> Acidize	<input type="checkbox"/> Deepen	<input type="checkbox"/> Production (Start/Resume)	<input type="checkbox"/> Water Shut-Off
<input type="checkbox"/> Subsequent Report	<input type="checkbox"/> Alter Casing	<input type="checkbox"/> Fracture Treat	<input type="checkbox"/> Reclamation	<input type="checkbox"/> Well Integrity
<input type="checkbox"/> Final Abandonment Notice	<input type="checkbox"/> Casing Repair	<input type="checkbox"/> New Construction	<input type="checkbox"/> Recomplete	<input checked="" type="checkbox"/> Other
	<input type="checkbox"/> Change Plans	<input type="checkbox"/> Plug and Abandon	<input type="checkbox"/> Temporarily Abandon	Change to Original A
	<input type="checkbox"/> Convert to Injection	<input type="checkbox"/> Plug Back	<input type="checkbox"/> Water Disposal	PD

13. Describe Proposed or Completed Operation (clearly state all pertinent details, including estimated starting date of any proposed work and approximate duration thereof. If the proposal is to deepen directionally or recompleat horizontally, give subsurface locations and measured and true vertical depths of all pertinent markers and zones. Attach the Bond under which the work will be performed or provide the Bond No. on file with BLM/BLA. Required subsequent reports shall be filed within 30 days following completion of the involved operations. If the operation results in a multiple completion or recompleat in a new interval, a Form 3160-4 shall be filed once testing has been completed. Final Abandonment Notices shall be filed only after all requirements, including reclamation, have been completed, and the operator has determined that the site is ready for final inspection.)

Yates Petroleum Corporation respectfully requests permission to use a flex hose between the well head and the choke manifold. The manufacturer's certification and specs sheets are attached.

Variance approved to use flex line from BOP to choke manifold. Check condition of flexible line from BOP to choke manifold, replace if exterior is damaged or if line fails test. Line to be as straight as possible with no hard bends and is to be anchored according to Manufacturer's requirements. The flexible hose can be exchanged with a hose of equal size and equal or greater pressure rating. Anchor requirements, specification sheet and hydrostatic pressure test certification matching the hose in service, to be onsite for review. If the BLM inspector questions the straightness of the hose, a BLM engineer will be contacted and will review in the field or via picture supplied by inspector to determine if changes are required (operator shall expect delays if this occurs).

M Well Information System
sent to the Carlsbad
Committed to AFMSS for processing by DEBORAH MCKINNEY on 03/04/2013 (13DLM1782SE)




Accepted for record
NMOC D
tes 3/7/2013

Name (Printed/Typed)	TROY M PETERSON	Title	WELL PLANNER
Signature	(Electronic Submission)	Date	03/04/2013

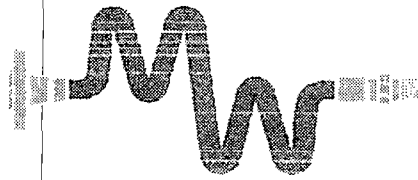
THIS SPACE FOR FEDERAL OR STATE OFFICE USE

Approved By	EDWARD FERNANDEZ	Title	PETROLEUM ENGINEER	Date	03/04/2013
Conditions of approval, if any, are attached. Approval of this notice does not warrant or certify that the applicant holds legal or equitable title to those rights in the subject lease which would entitle the applicant to conduct operations thereon.			Office Carlsbad		



Title 18 U.S.C. Section 1001 and Title 43 U.S.C. Section 1212, make it a crime for any person knowingly and willfully to make to any department or agency of the United States any false, fictitious or fraudulent statements or representations as to any matter within its jurisdiction.

**** BLM REVISED ** BLM REVISED ** BLM REVISED ** BLM REVISED ** BLM REVISED ****



Midwest Hose
& Specialty, Inc.

INTERNAL HYDROSTATIC TEST REPORT

Customer:	FORT WORTH TEXAS	Customer P.O. Number:	130224
-----------	------------------	-----------------------	--------

HOSE SPECIFICATIONS

Type:	Rotary / Vibrator Hose RED E / API10K	Hose Length:	50 FEET
-------	--	--------------	---------

I.D.	3.0	INCHES	O.D.	4.80	INCHES
------	-----	--------	------	------	--------

WORKING PRESSURE	TEST PRESSURE	BURST PRESSURE
5,000 PSI	5,000 PSI	N/A PSI

COUPLINGS

Part Number	Stem Lot Number	Ferrule Lot Number
E3.0X64WB	1Q11LOT1	1Q11LOT1
E3.0X64WB	1Q11LOT1	1Q11LOT1

Type of Coupling:	Die Size:
Swage-It	5.25 INCHES

PROCEDURE

Hose assembly pressure tested with water at ambient temperature.

TIME HELD AT TEST PRESSURE	ACTUAL BURST PRESSURE:
5 3/4 MIN.	N/A PSI

Hose Assembly Serial Number:	Hose Serial Number:
141521	7584

Comments:

Date:	Tested:	Approved:
3/5/2012		Frank Burnett



Midwest Hose
& Specialty, Inc.

Internal Hydrostatic Test Graph

March 5, 2012

Customer: Fw Texas

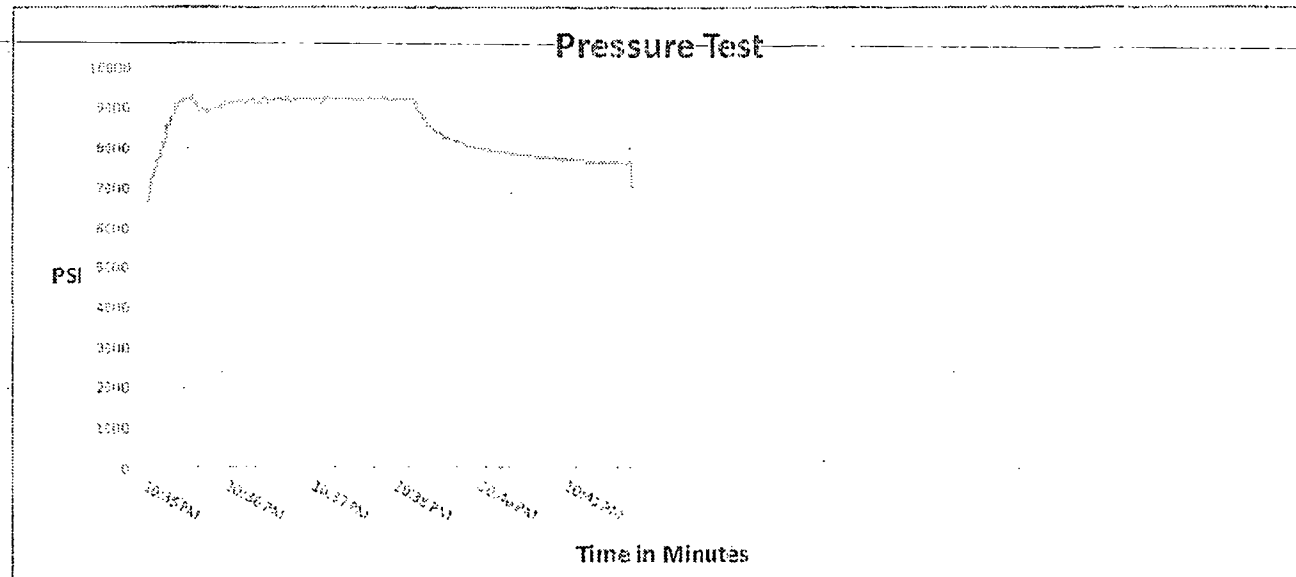
Pick Ticket #: 141521

Hose Specifications

<u>Hose Type</u>	<u>Length</u>
Red E	50'
<u>I.D.</u>	<u>O.D.</u>
3"	4 A/5
<u>Working Pressure</u>	<u>Burst Pressure</u>
1000 PSI	Standard Safety Multiplier Applies

Verification

<u>Type of Fitting</u>	<u>Coupling Method</u>
4 1/16 SK	Swage
<u>Die Size</u>	<u>Final O.D.</u>
5.25	5 1/4
<u>Hose Serial #</u>	<u>Hose Assembly Serial #</u>
7584	141521



Test Pressure
9000 PSI

Time Held at Test Pressure
5 3/4 Minutes

Actual Burst Pressure

Peak Pressure
9000 PSI

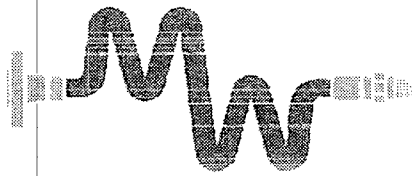
Comments: Hose assembly pressure tested with water at ambient temperature.

Tested By: Donnie McLamore

Approved By: Brent Burnett

Donnie McLamore

Brent Burnett



Midwest Hose
& Specialty, Inc.

INTERNAL HYDROSTATIC TEST REPORT

Customer:		Customer P.O. Number:	
FORT WORTH		130224	
HOSE SPECIFICATIONS			
Type: Rotary / Vibrator Hose RED BOP / API 7K		Hose Length: 35 FEET	
I.D.	2 INCHES	O.D.	2.80/2.60 INCHES
WORKING PRESSURE	TEST PRESSURE	BURST PRESSURE	
5,000 PSI	5,000 PSI	N/A PSI	
COUPLINGS			
Part Number	Stem Lot Number	Ferrule Lot Number	
6WB32-32F1502 632-BW	NA NA	NA NA	
Type of Coupling:	Die Size:		
Swage-It	74 / 64		
PROCEDURE			
<i>Hose assembly pressure tested with water at ambient temperature.</i>			
TIME HELD AT TEST PRESSURE		ACTUAL BURST PRESSURE:	
1	MIN.	N/A PSI	
Hose Assembly Serial Number:		Hose Serial Number:	
141522		NA	
Comments:			
Date:	Tested:	Approved:	
3/13/2012	<i>[Signature]</i>	<i>[Signature]</i>	



Midwest Hose
& Specialty, Inc.

Internal Hydrostatic Test Graph

March 13, 2012

Customer: Fort Worth

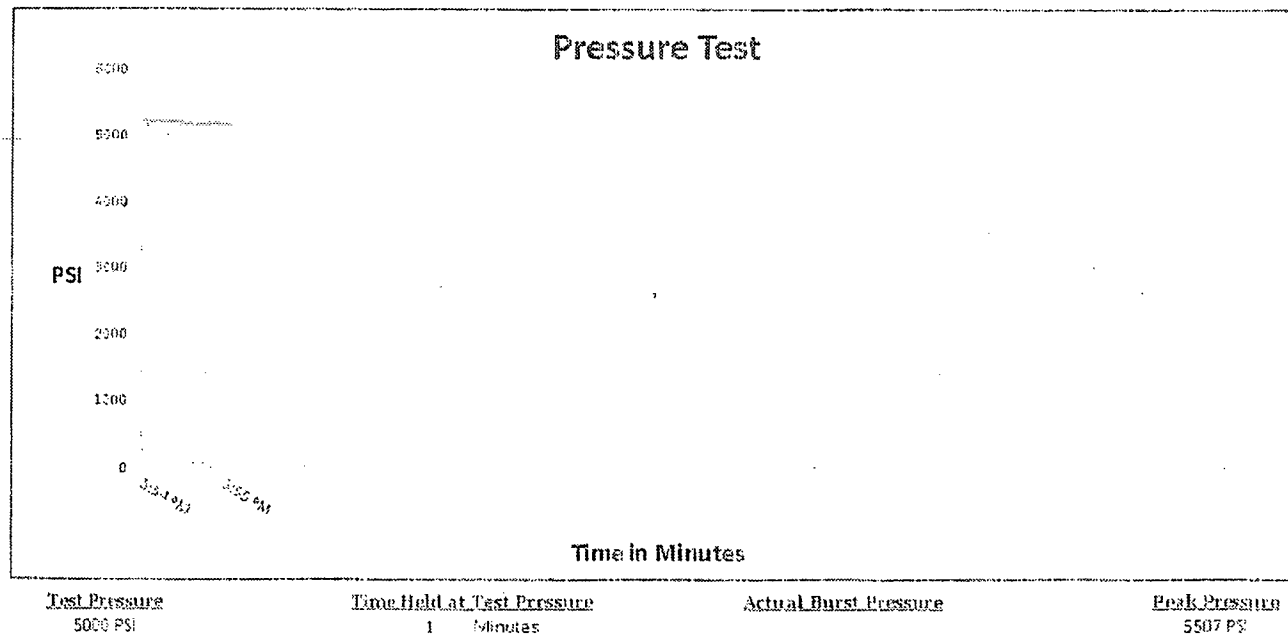
Pick Ticket #: 141522

Hose Specifications

<u>Hose Type</u>	<u>Length</u>
Red Bop	35'
<u>I.D.</u>	<u>O.D.</u>
2"	2.50" / 2.60"
<u>Working Pressure</u>	<u>Burst Pressure</u>
5000 PSI	Standard Safety Multiplier Applies

Verification

<u>Type of Fitting</u>	<u>Coupling Method</u>
2"1507/31/3 SK	Swage
<u>Die Size</u>	<u>Final O.D.</u>
74/64	2.65" / 3.125
<u>Hose Serial #</u>	<u>Hose Assembly Serial #</u>
NA	141522



Comments: Hose assembly pressure tested with water at ambient temperature.

Tested By: *Joe McConnell*

Approved By: *Kim Thomas*

Joe McConnell

Kim Thomas