

UNITED STATES
DEPARTMENT OF THE INTERIOR
BUREAU OF LAND MANAGEMENT

OCD Artesia

FORM APPROVED
OMB No. 1004-0137
Expires: March 31, 2007

SUNDRY NOTICES AND REPORTS ON WELLS

Do not use this form for proposals to drill or to re-enter an abandoned well. Use Form 3160-3 (APD) for such proposals.

SUBMIT IN TRIPLICATE- Other instructions on reverse side.

1. Type of Well



Oil Well



Gas Well



Other Shut-In

2. Name of Operator

OXY USA Inc.

16696

3a. Address

P.O. Box 50250 Midland, TX 79710

3b. Phone No. (include area code)

432-685-5717

4. Location of Well (Footage, Sec., T., R., M., or Survey Description)

S-590 FNL 1955 FWL NEWW(C) Sec 26 T22S R31E

B-346 FNL 2065 FWL NEWW(C) Sec 23 T22S R31E

5. Lease Serial No.

S-WMM62510 B-WMM62539

6. If Indian, Allottee or Tribe Name

7. If Unit or CA/Agreement, Name and/or No.

8. Well Name and No.

Federal 23 #7H

9. API Well No.

30-015-39436

10. Field and Pool, or Exploratory Area

Livingston Ridge Delaware

11. County or Parish, State

Eddy NM

12. CHECK APPROPRIATE BOX(ES) TO INDICATE NATURE OF NOTICE, REPORT, OR OTHER DATA

TYPE OF SUBMISSION



Notice of Intent



Subsequent Report



Final Abandonment Notice

TYPE OF ACTION



Acidize



Alter Casing



Casing Repair



Change Plans



Convert to Injection



Deepen



Fracture Treat



New Construction



Plug and Abandon



Plug Back



Production (Start/Resume)



Reclamation



Recomplete



Temporarily Abandon



Water Disposal



Water Shut-Off

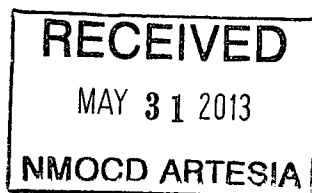


Well Integrity




Other Completion

13. Describe Proposed or Completed Operation (clearly state all pertinent details, including estimated starting date of any proposed work and approximate duration thereof. If the proposal is to deepen directionally or recomplete horizontally, give subsurface locations and measured and true vertical depths of all pertinent markers and zones. Attach the Bond under which the work will be performed or provide the Bond No. on file with BLM/BIA. Required subsequent reports shall be filed within 30 days following completion of the involved operations. If the operation results in a multiple completion or recompletion in a new interval, a Form 3160-4 shall be filed once testing has been completed. Final Abandonment Notices shall be filed only after all requirements, including reclamation, have been completed, and the operator has determined that the site is ready for final inspection.)



SEE ATTACHED

Accepted for record
NMOCD H Wade 6/7/2013

14. I hereby certify that the foregoing is true and correct
Name (Printed/Typed)

David Stewart

Title Regulatory Advisor

Signature

Date

5/14/13

THIS SPACE FOR FEDERAL OR STATE OFFICE USE

Approved by

Conditions of approval, if any, are attached. Approval of this notice does not warrant or certify that the applicant holds legal or equitable title to those rights in the subject lease, which would entitle the applicant to conduct operations thereon.

Title

Date

Office

Title 18 U.S.C. Section 1001 and Title 43 U.S.C. Section 1212, make it a crime for any person knowingly and willfully to make to any department or agency of the United States any false, fictitious or fraudulent statements or representations as to any matter within its jurisdiction.

(Instructions on page 2)

8/28-29/12 - RUCT 8/28/12, RUPU, RIH and tag up and drill out ECP & DVT, clean out to PBTD @ 11926'. Pressure test csg to 6192', lost 100# in 30min, RIH w/ CBL. Perf @ 11875-11075, 10524-9324, 9024-7824' Total 110 holes. Frac w/ 73800g Trt Wtr + 60000g 8# Linear Fluid + 15000g 15% HCl acid + 1405700g 20# X-L Borate fluid w/ 1831800# sand, RD Nabor. Composite plugs set @ 10600' & 9100' between stages. CIW

10/3-11/5/12 Coil Tbg got stuck after frac job, see below for the details of the unsuccessful attempt to get the CT out of the hole. 2" CT left in hole @ +/-7600-8080' and 2-3/8"-WS tbg stuck @-7340-7600' -

10/3/12 RU CT Unit & TIH w/ Mill & Mtr. Broke circ. (took awhile to get good circ.) Tag sand @ 9053 Wash down to plug# 1 @ 9100' Drlg out plug. We lost circ. PUH to 8080' Pulling hard. Shut down & Try to get Circ back. Load w/ 750,000 nitrogen & CWI & secure.

10/4/12 CICT Press - 0 psi (Slight Vac), CICP - 0 psi. Pump 756 Bbls water Commingled w/ Nitrogen (750,000 scf). Down tbg trying to get circ. Drop Ball to oped Circ Sub, Increased Water rate to 3 bpm commingle w/ nitrogen Finally loaded to 1700 psi. csg dead will try to kick

10/5/12 CICT Press - 1600 psi, CICP - 0 psi. Work pipe still stuck. Pump down CT W/ water & Nitrogen. Working pipe still no movement. Witch to csg press up on csg to 1200 psi kickk out pump press slowly drop bac to 0 psi. Press bu to 1200 psi & Surge csg while working pipe still no movement.

10/6/12 CICT Press - 1690 psi, CICP - 0 psi. Work pipe still stuck. Pump down CT W/ water & Nitrogen. Working pipe still no movement. Witch to csg press up on csg to 3000 psi Bled off slowly acts like we are packing off. Surge csg while working pipe still no movement. Did this several times same results. Switch back to CT & Work pipe, No movement

10/8/12 CICT Press - 1690 psi, CICP - 0 psi. Work pipe still stuck. Prep to Run Freepoint.

10/9/12 MI RU WL & Crane. Cut 2" Coil Tbg. RU Rotary WL & Try to TIH w/ Free point tools, Could not get inside tbg. Pulled stretch on tbg still could not get in more than 6' inside tbg. Top of tbg was hitting blocks. We had to cut tbg. & re tool. Pulled 10 pts over weight & Tried to get in tbg. Made it down 15', Pulled 20 pts over on tbg Still hitting in same spot. Lay down Free point tools & TIH w/ 1" x 5' Long Sinker bar. Tagged up at same spot. Closed well in & secured.

10/10/12 Open well up & Pull 30 pts stretch Try to et in hole with 1" Sinker bar Made past tight spot But still not going good. Pulled 35 pts on tbg SB dropping good. TOH w/ Sinker Bar. TIH w/ Free point Worked through tight spot & Tagged up at 6964'. Run free point 100% Free. TOH PU jet cutter & TIH Cut tbg up in the vertical @ 6125'. TOH & RD wireline. Baker spliced tbg & TOH w/ Coil tbg. & Rigid down CTU

10/16/12 MIRU WSU. Move in Tbg & racks & associasted equipment. ND Frac stack & NU NOPE. PU OS & TIH tag Fish @ 6150' PU 1- jt. & CWI

10/17/12 Drop back 1-Jt & Latch on to Fish. Jarred 2 Hrs & Made 2'. Jarred 7 hrs not making any hole. Jars have stopped working. CWI

10/18/12 Release OS & TOH Lay down DC, Jars Etc.TBIH w/ OS & 2 7/8" Tbg. Latch on Fish @ 6150'. TIH w/ Rotary WL & Pump Tools down to 7860' Run Free point @ 7860' 100% stuck. Pull up to 7800' - 10% Free, PUH to 7700'- 15% Free, PUH to 7600'- 100% Free. TOH LD tools TIH & Cut CT @ 7600' TOH RD Wireline. TOH w/ 1- Stand tbg to make sure was free. CWI

10/19/12 TOH w/ WS tbg up to Fish. Lay down all the tools. RU all the Safety Slips & Equipment Pull 1450' of 2" Coil Tbg Out & Cutting every 30' & Layed down. TIH w/ KS Tbg. CWI

10/22/12 TOH w/ WS tbg. PU OS & TIH Tag fish @ 7600' PU PS & Dress off top of fish & Latch on w/ OS. Work tbg all day w/ Max pull 65 pts over weight. CWI

10/23/12 RU Rotary WL & TIH w/ Cutter. Blowed seal on OS While trying to pump down tools TOH w/ WL & Release OS TOH Repair seal & TBIH & Latch on fish @ 7600'. RU WL & TIH Could not pump tools down Well had pressured up.

10/24/12 RIH w/ 1 3/8" tbg cut-off tool. Can't get tool in coiled tbg. RIH w/ 1" bar on wireline. Can't get in coiled tbg. POOH w/ wireline. Release O.S. Pumped down tbg to assure it is clear. Pressure building. Got to 1,700psi at 4bpm. POOH. Didn't find any obstructions in the tbg. Replace seal in O.S. RIH w/ all 2 3/8" tbg.

10/25/12 RU Schlum W.L. and RIH to make sure tbg is open down to the O.S. Finish RIH. Latched on and RIH with W.L. again. Can't get in coil tbg. POOH w/ W.L. and RD W.L. Grapple in overshot is slipping off coil tbg at 70K pull. POOH and check O.S. RIH with a new grapple on another O.S. with 6' of extension. RIH w/ tbg and leave hanging one jt above fish.

10/26/12 Tie back on 1 lines, Change elevators and latch onto fish. Pulling 150K. Install line scale indicator. Pulling 150K. Work tbg till 3:00pm Release OS change elevators and tie back in 2 lines. POOH w/ 25 stands leaving OS hanging in vertical.

10/29/12 TOH w/ WS Tbg & OS. PU Continous Run OS & 2-jts 2 7/8" WS Tbg, & 50- Jts 2 3/8" WS tbg & Chg back to 2 7/8" WS Tbg. Tag fish & go over 24'. Go thru the steps of cutting tbg could not tell if tbg was cut or not. Jared on tbg Pulled up hole 15'. Not sure if we are trying to pull out the hole fish or if We actually cut tbg & Our tools are dragging bad. CWI

10/30/12 Jar on fish Made 4" Hammered fish down hole made 1' down & Jared back up hole Work with all day made a total of 8". Try to get OS off fish could not get off. CWI

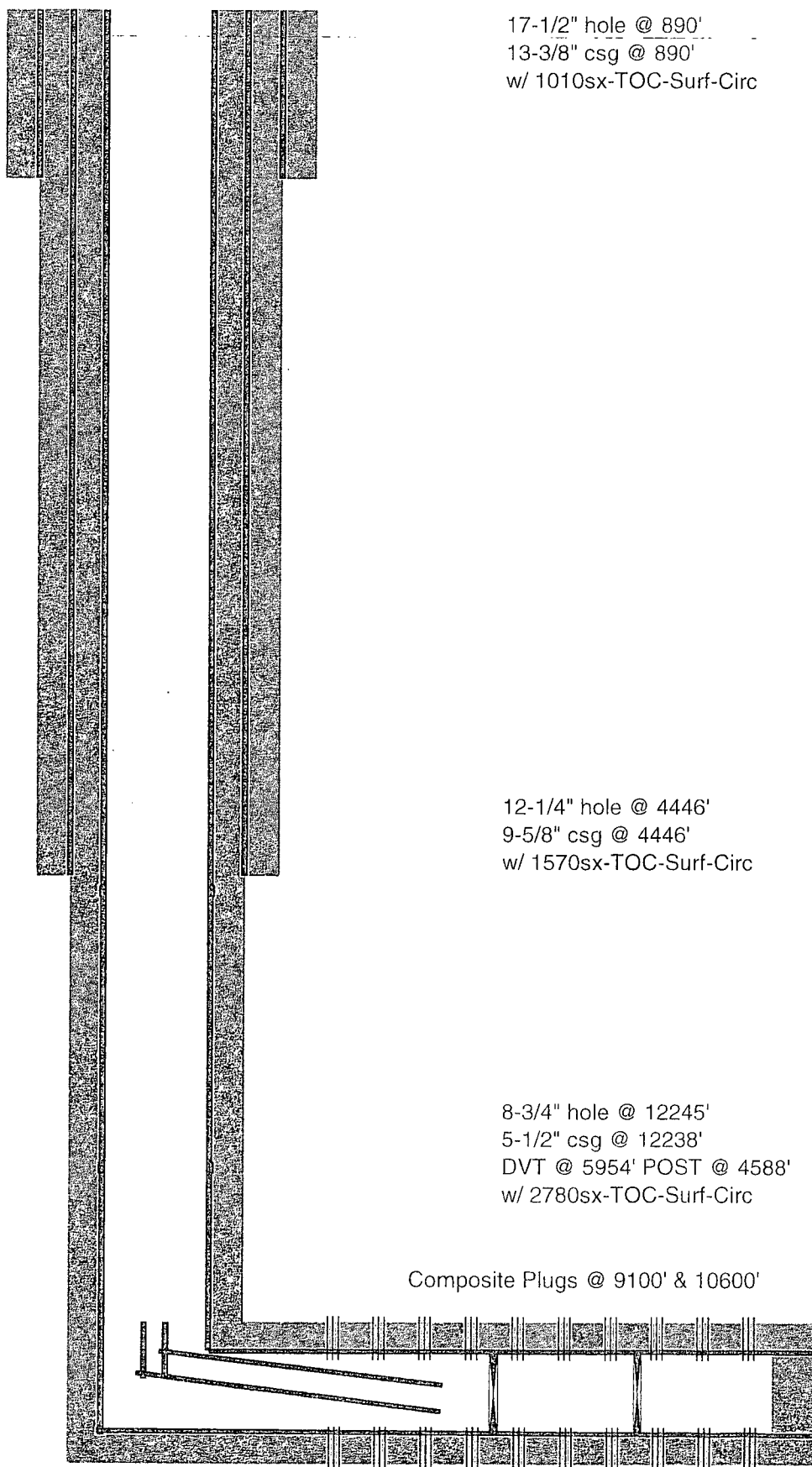
10/31/12 RU Rotary WL & TIH to run Freepoint. Made down to 6800' Started pumping @ 3 bpm 500 psi Pumped tools down to 6900 psi. Tried to get deeper but could not get past 6900' Ran freepoint @ 6900' 100% free. TOH w/ Wireline & RD WL & move trk off loc. Inspect Derrick from crown to floor Check Dogs made sure they were all the way engaged. Checked Crown & derrick for any problems. (every thing looked good). Chg out Eleavators & Pull on tbg to 150pts Work tbg up to 165 pts. Not making any progress. Work tbg rest of afternoon made 8". CWI

11/1/12 RU Rotary csg jacks. Start pulling on 2 7/8" PH6 P105 WS tbg @ 160 pts. Working up slowly to 202 pts. Tbg parted @ 202 pts. When parted it released slipsps causing tbg to fall in hole. RD Jacks & TIH screw into top of TIW Vlv & POH w/ 4 1/2 jts 2 7/8" tbg. (We are fishing for Body break). Order out Mill etc. TIH w/ 4 3/4" Comcave mill & 3- DC. PU Swivel & CWI

11/2/12 Tag up on fish @ 227' (It slid down hole 17' over night). Pushed it down to 277' Took weight. Break circ & dress off 1' of 2 7/8" Fish. Circ clean & TOH w/ Mill. TIH w/ OS & Latch on Fish @ 278' Pick up on fish Jars went off. Pulled out 3- jts Dragging @ 90Pts. Could work back down & Back up Could not make any hole. RU Tried to pump down tbg to lift any debri off us. Pump 5 bbls tbg loaded up @ 1/2 bpm @ 2000 psi. Tried to pump down csg could not it would pressure up to 2500 psi no rate. RU Rotary WL & TIH w/ free point tools Got down to 6400' (Had to Pull 90 pts on tbg to get down (Corked screwed tbg). Looked free at 6300' TOH PU String shot & Go back in Hole. While Trying to Torque up Tbg we turned to the left & it Unscrewed below us. TOH W/ WL & TOH w/ 2 7/8" WS tbg. (Some Corked screwed), DC, Jars etc, & 43- jts 2 3/8" WS tbg (Corked screwed). The new Top of 2 3/8" fish @ 7340'. We left in Hole The Continous Over shot, 2- jts 2 7/8" PH6 WS Tbg & 7- jts 2 3/8" PH6 WS tbg. CWI

11/5/12 TIH w/ All of the 2 3/8" Tbg TOH LD WS tbg. TIH w/ Rest of the 2 7/8" WS Tbg & TOH Laying Down tbg. RDPU, CWI, Shut-in pending evaluation.

OXY USA Inc.
Federal 23 #7H
API No. 30-015-39436



2-3/8" tbg Stuck @ +/- 7340-7600'
2" coil tbg stuck @ +/- 7600-8080'

Perfs @ 7824-11875'

TD - 12245'M 7010'V