

UNITED STATES
DEPARTMENT OF THE INTERIOR
BUREAU OF LAND MANAGEMENT

NMOCD
Artesia

FORM APPROVED
OMB NO. 1004-0135
Expires: July 31, 2010

SUNDRY NOTICES AND REPORTS ON WELLS
Do not use this form for proposals to drill or to re-enter an abandoned well. Use form 3160-3 (APD) for such proposals.

5. Lease Serial No.
NMNM117115

6. If Indian, Allottee or Tribe Name

SUBMIT IN TRIPLICATE - Other instructions on reverse side.

7. If Unit or CA/Agreement, Name and/or No.

1. Type of Well
☐ Oil Well ☒ Gas Well ☐ Other

8. Well Name and No.
HOLLYWOOD 28/33 W2IP FED COM 1H

2. Name of Operator
MEWBOURNE OIL COMPANY

Contact: JACKIE LATHAN
E-Mail: jlathan@mewbourne.com

9. API Well No.
30-015-43893

3a. Address
PO BOX 5270
HOBBS, NM 88241

3b. Phone No. (include area code)
Ph: 575-393-5905

10. Field and Pool, or Exploratory
FOREHAND RANCH WOLFCAMP

4. Location of Well (Footage, Sec., T., R., M., or Survey Description)
Sec 28 T23S R27E Mer NMP NESE 2455FSL 450FEL

11. County or Parish, and State
EDDY COUNTY, NM

12. CHECK APPROPRIATE BOX(ES) TO INDICATE NATURE OF NOTICE, REPORT, OR OTHER DATA

TYPE OF SUBMISSION	TYPE OF ACTION			
<input type="checkbox"/> Notice of Intent	<input type="checkbox"/> Acidize	<input type="checkbox"/> Deepen	<input type="checkbox"/> Production (Start/Resume)	<input type="checkbox"/> Water Shut-Off
<input checked="" type="checkbox"/> Subsequent Report	<input type="checkbox"/> Alter Casing	<input type="checkbox"/> Fracture Treat	<input type="checkbox"/> Reclamation	<input type="checkbox"/> Well Integrity
<input type="checkbox"/> Final Abandonment Notice	<input type="checkbox"/> Casing Repair	<input type="checkbox"/> New Construction	<input type="checkbox"/> Recomplete	<input checked="" type="checkbox"/> Other Well Spud
	<input type="checkbox"/> Change Plans	<input type="checkbox"/> Plug and Abandon	<input type="checkbox"/> Temporarily Abandon	
	<input type="checkbox"/> Convert to Injection	<input type="checkbox"/> Plug Back	<input type="checkbox"/> Water Disposal	

13. Describe Proposed or Completed Operation (clearly state all pertinent details, including estimated starting date of any proposed work and approximate duration thereof. If the proposal is to deepen directionally or recompleat horizontally, give subsurface locations and measured and true vertical depths of all pertinent markers and zones. Attach the Bond under which the work will be performed or provide the Bond No. on file with BLM/BIA. Required subsequent reports shall be filed within 30 days following completion of the involved operations. If the operation results in a multiple completion or recompleat in a new interval, a Form 3160-4 shall be filed once testing has been completed. Final Abandonment Notices shall be filed only after all requirements, including reclamation, have been completed, and the operator has determined that the site is ready for final inspection.)

11/08/16 Spud 17 1/2" hole. TD hole @ 375'. Ran 360' of 13 3/8" 54.5# J55 ST&C csg. Cemented with 400 sks Class C w/2% CaCl2. Mixed @ 14.8 #/g w/1.34 yd.

Plug down @ 10:30 AM 11/09/16. Circ 125 sks of cmt to the pits.
Tested BOPE to 5000# & Annular to 3500#.
At 5:00 AM 11/11/16, tested csg to 1500# for 30 mins, held OK.
FIT test to 10.5 PPG EMW.
Drilled out with 12 1/4" bit.

Chart & Schematic Attached.

Bond on file: NM1693 nationwide & NMB000919

NM OIL CONSERVATION
ARTESIA DISTRICT
DEC 12 2016

RECEIVED

14. I hereby certify that the foregoing is true and correct.

Electronic Submission #358198 verified by the BLM Well Information System
For MEWBOURNE OIL COMPANY, sent to the Carlsbad
Committed to AFMSS for processing by DEBORAH MCKINNEY on 11/17/2016 ()

Name (Printed Typed) JACKIE LATHAN

Title AUTHORIZED REPRESENTATIVE

Signature (Electronic Submission)

Date 11/16/2016

THIS SPACE FOR FEDERAL OR STATE OFFICE USE

Approved By

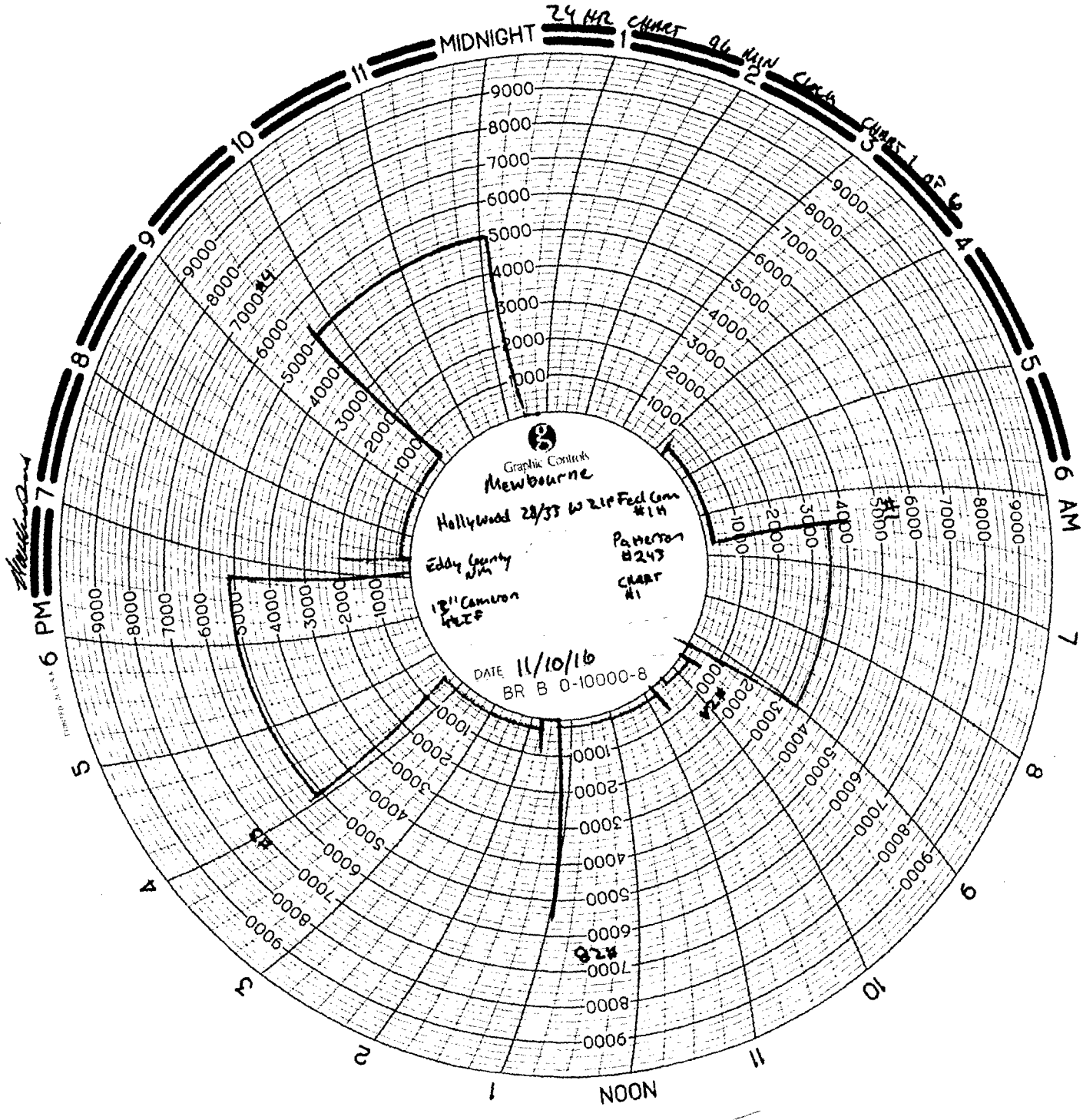
Title

Conditions of approval, if any, are attached. Approval of this notice does not warrant or certify that the applicant holds legal or equitable title to those rights in the subject lease which would entitle the applicant to conduct operations thereon.

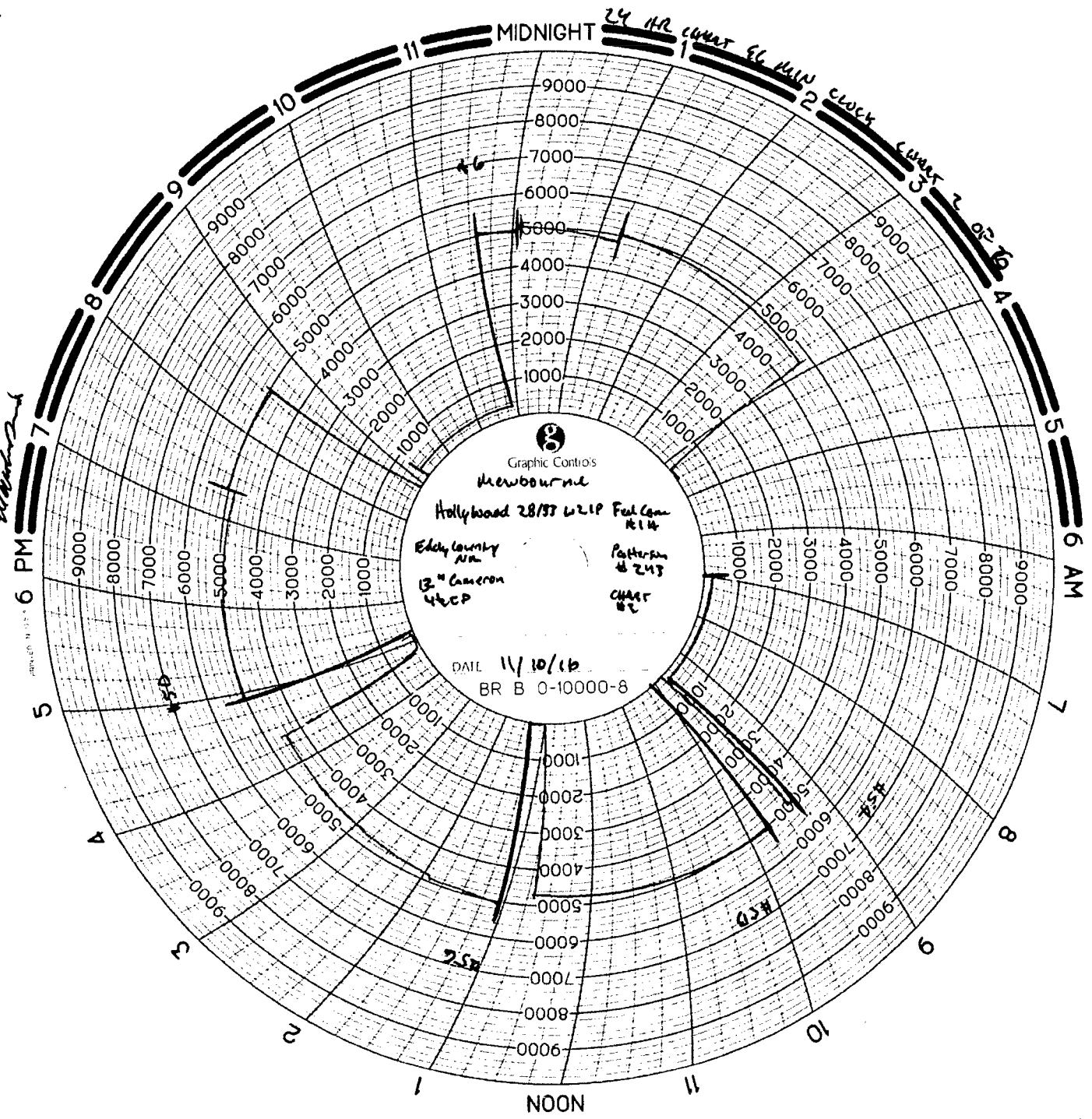
Office

Title 18 U.S.C. Section 1001 and Title 43 U.S.C. Section 1212, make it a crime for any person knowingly and willfully to make to any department or agency of the United States any false, fictitious or fraudulent statements or representations as to any matter within its jurisdiction.

**** OPERATOR-SUBMITTED ** OPERATOR-SUBMITTED ** OPERATOR-SUBMITTED ****



Handwritten: 11/10/16



Handwritten: 24 HR chart 66 MIN clock chart 2 of 6

Vertical text: 11/10/16

DATE 11/10/16
BR B 0-10000-8

Handwritten: 252

Handwritten: 454

Handwritten: 454

Handwritten: 454

Handwritten: 454

Handwritten: 454

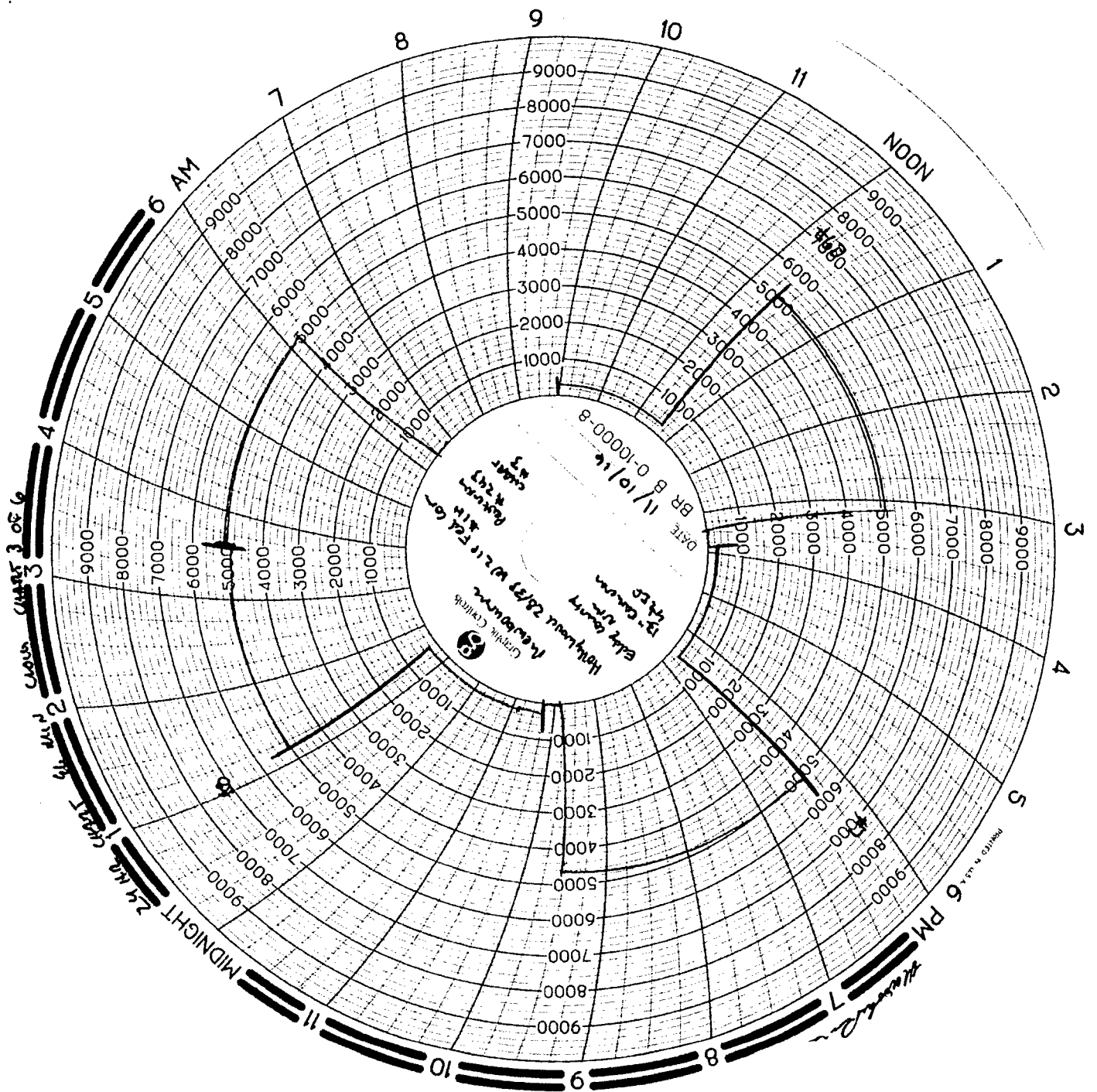
Handwritten: 454

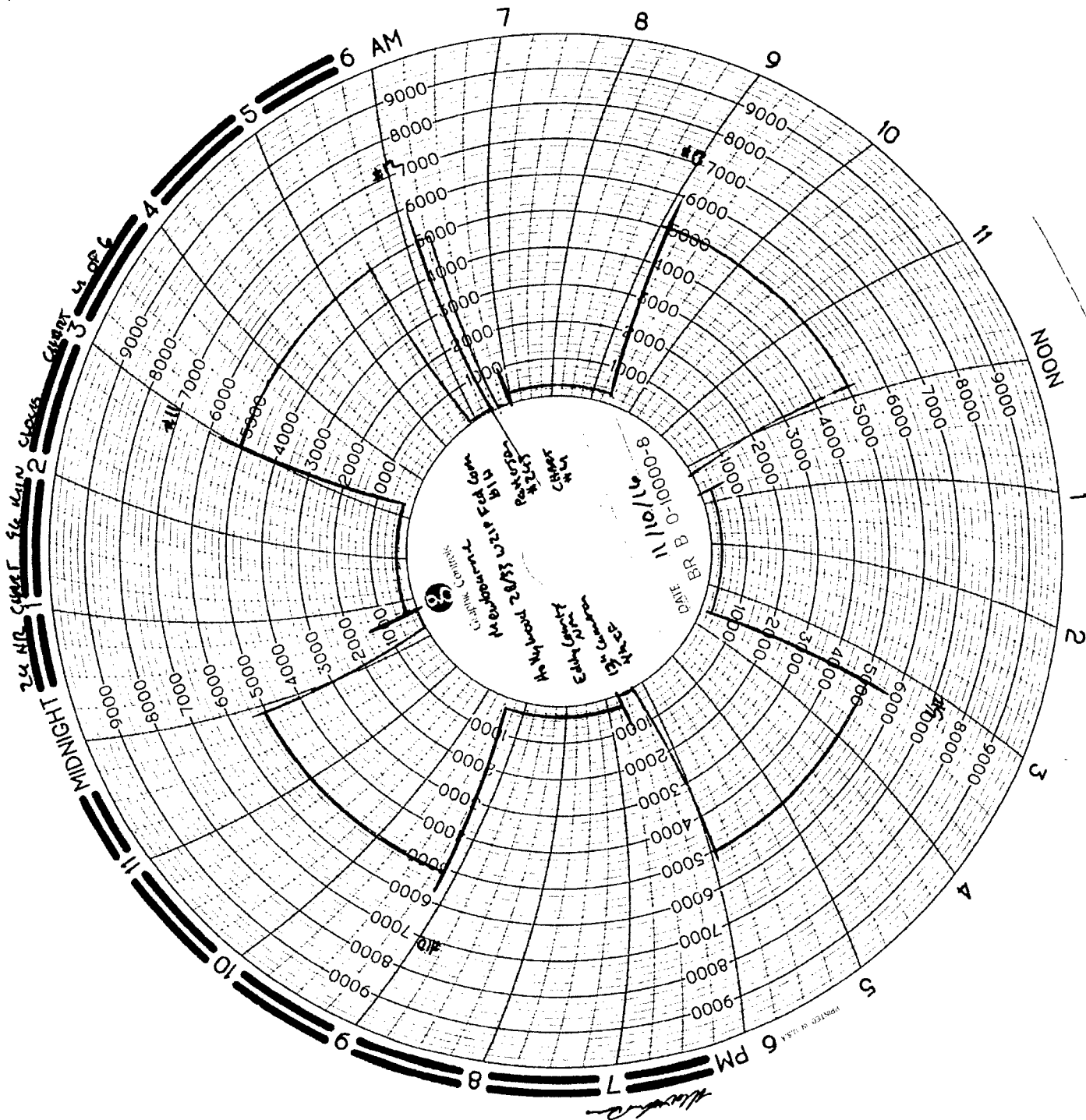
Handwritten: 454

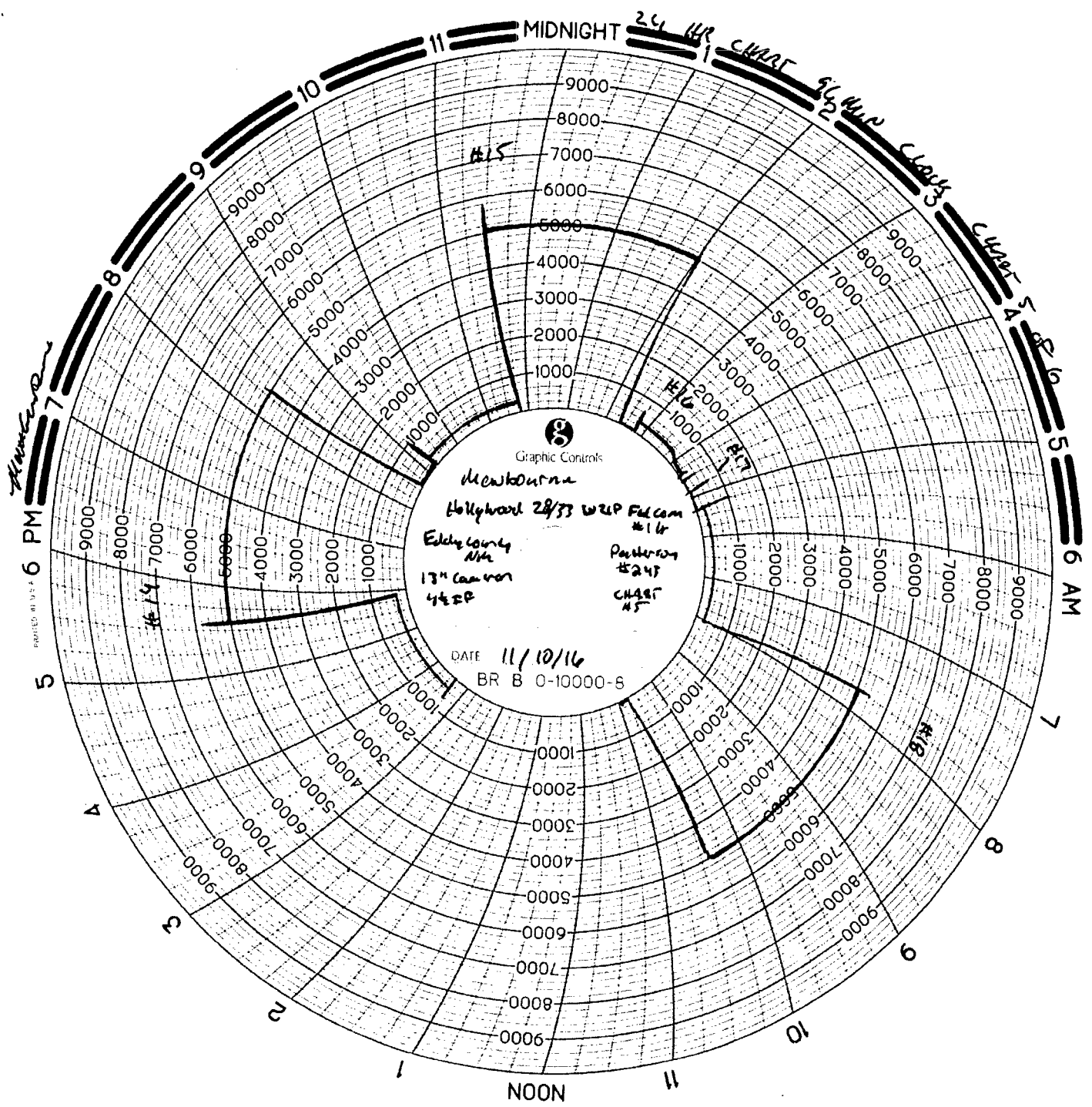
Handwritten: 454

Handwritten: 454

Handwritten: 454







Handwritten: 7

Handwritten: 24 HRS CHART 54 HRS CHART 3

Handwritten: 5

Handwritten: 6 AM

Handwritten: 7

Handwritten: 8

Handwritten: 9

Handwritten: 10

Handwritten: 11

Handwritten: NOON

Handwritten: 1

Handwritten: 2

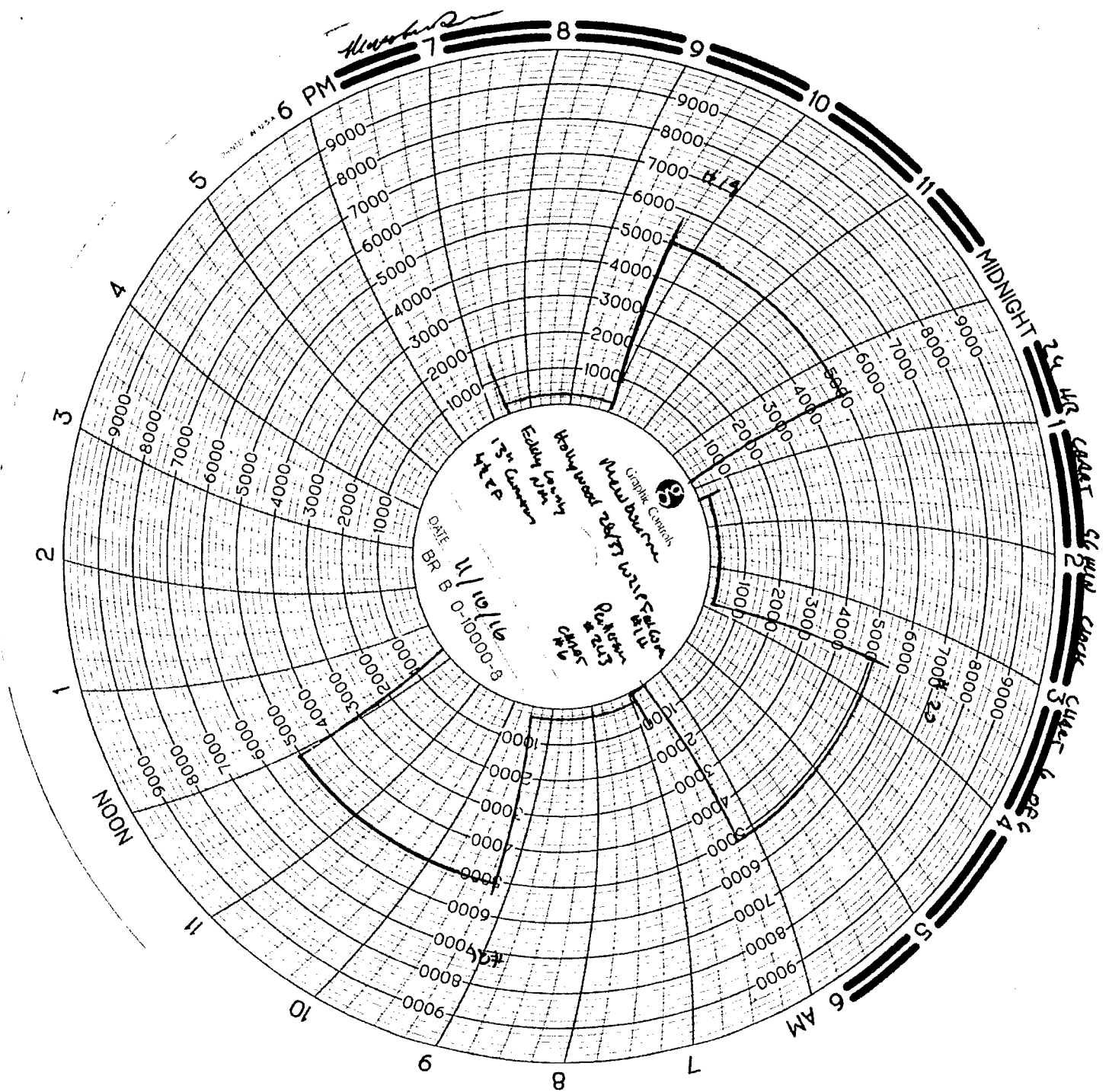
Handwritten: 3

Handwritten: 4

Handwritten: 5

Handwritten: 6 PM

Handwritten: 7



MAN WELDING SERVICES, INC

Company Hawthorne Date 11/7/16

Lease 11/1/16 to 12/31/16 County Albany County, N.Y.

Drilling Contractor Shawco-1000-1000 Plug & Drill Pipe Size 1 1/2" ID

Accumulator Pressure: 1700 Manifold Pressure: 1600 Annular Pressure: 1300

Accumulator Function Test - OO&GO#2

To Check - **USABLE FLUID IN THE NITROGEN BOTTLES** (III.A.2.c.i. or ii or iii)

- Make sure all rams and annular are open and if applicable HCR is closed.
- Ensure accumulator is pumped up to working pressure! **(Shut off all pumps)**
- 1. Open HCR Valve. (If applicable)
- 2. Close annular.
- 3. Close **all** pipe rams.
- 4. Open one set of the pipe rams to simulate closing the blind ram.
- 5. For 3 ram stacks, open the annular to achieve the 50+ % safety factor. (5M and greater systems).
- 6. **Record remaining pressure** 1750 psi. **Test Fails if pressure is lower than required.**
- a. {950 psi for a 1500 psi system} b. {1200 psi for a 2000 & 3000 psi system }
- 7. If annular is closed, open it at this time and close HCR.

To Check - **PRECHARGE ON BOTTLES OR SPHERICAL** (III.A.2.d.)

- Start with manifold pressure at, or above, maximum acceptable pre-charge pressure:
 - a. {800 psi for a 1500 psi system} b. {1100 psi for 2000 and 3000 psi system}
- 1. Open bleed line to the tank, slowly. **(gauge needle will drop at the lowest bottle pressure)**
- 2. Close bleed line. Barely bump electric pump and see what pressure the needle jumps up to.
- 3. **Record pressure drop** 100 psi. **Test fails if pressure drops below minimum.**
- **Minimum:** a. {700 psi for a 1500 psi system} b. {900 psi for a 2000 & 3000 psi system}

To Check - **THE CAPACITY OF THE ACCUMULATOR PUMPS** (III.A.2.f.)

- Isolate the accumulator bottles or spherical from the pumps & manifold.
- Open the bleed off valve to the tank, {manifold psi should go to 0 psi} close bleed valve.
- 1. Open the HCR valve, {if applicable}
- 2. Close annular
- 3. With **pumps** only, time how long it takes to regain the required manifold pressure.
- 4. **Record elapsed time** 2 minutes. **Test fails if it takes over 2 minutes.**
- a. {950 psi for a 1500 psi system} b. {1200 psi for a 2000 & 3000 psi system}



Pg. 2 of 2

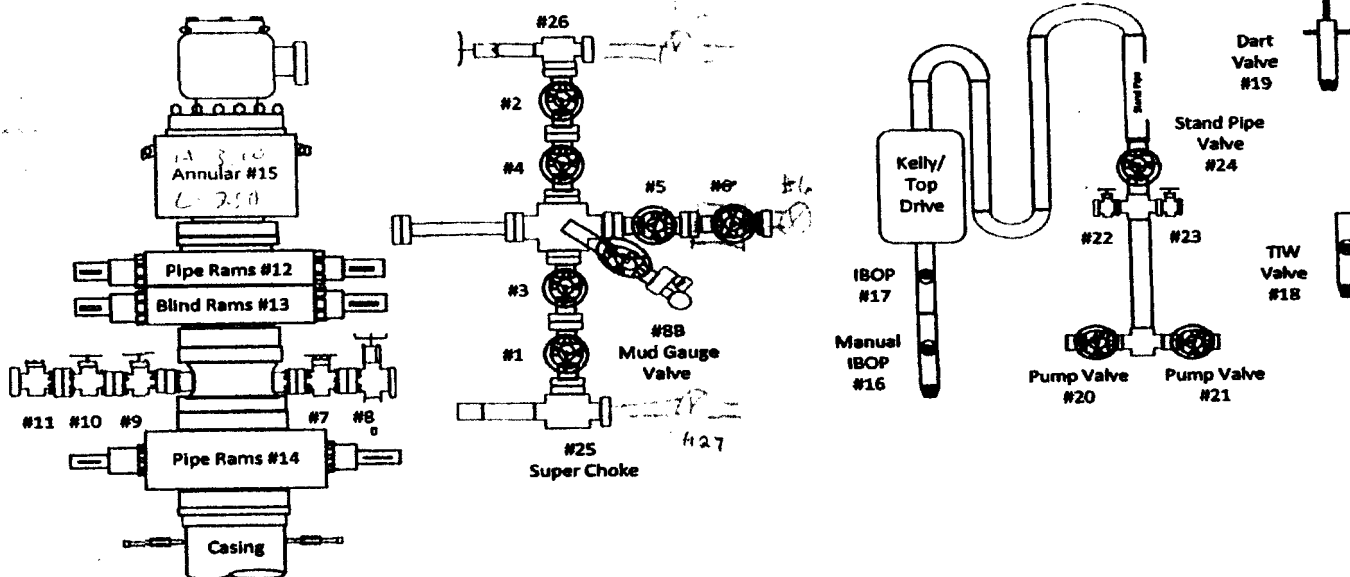
[illegible]



Pg. 1 of 7

Required BOP: _____ Installed BOP: _____

*** Check Valve Must Be Open/Disabled To Test Kill Line Valves ***

[illegible]