

District I
1625 N French Dr., Hobbs, NM 88240
District II
1301 W. Grand Avenue, Artesia, NM 88210
District III
1000 Rio Brazos Road, Aztec, NM 87410
District IV
1220 S. St. Francis Dr., Santa Fe, NM 87505

HOBBS OCD

DEC 07 2011

RECEIVED

State of New Mexico
Energy Minerals and Natural Resources
Department
Oil Conservation Division
1220 South St. Francis Dr.
Santa Fe, NM 87505

Form C-144 CLEZ
July 21, 2008

For closed-loop systems that only use above ground steel tanks or haul-off bins and propose to implement waste removal for closure, submit to the appropriate NMOC District Office.

Closed-Loop System Permit or Closure Plan Application

(that only use above ground steel tanks or haul-off bins and propose to implement waste removal for closure)

Type of action: ☒ Permit ☐ Closure

Instructions: Please submit one application (Form C-144 CLEZ) per individual closed-loop system request. For any application request other than for a closed-loop system that only use above ground steel tanks or haul-off bins and propose to implement waste removal for closure, please submit a Form C-144.

Please be advised that approval of this request does not relieve the operator of liability should operations result in pollution of surface water, ground water or the environment. Nor does approval relieve the operator of its responsibility to comply with any other applicable governmental authority's rules, regulations or ordinances.

1. Operator: ConocoPhillips Company OGRID #: 217817
Address: 3300 N "A" St, Bldg 6 Midland, TX 79705
Facility or well name: Ruby Federal #7
API Number: 30-025-40359 OCD Permit Number: P1-03978
U/L or Qtr/Qtr P Section 18 Township 17S Range 32E County: Lea
Center of Proposed Design Latitude _____ Longitude _____ NAD: ☐ 1927 ☐ 1983
Surface Owner: ☒ Federal ☐ State ☐ Private ☐ Tribal Trust or Indian Allotment

2. ☒ Closed-Loop System: Subsection H of 19.15.17.11 NMAC
Operation: ☒ Drilling a new well ☐ Workover or Drilling (Applies to activities which require prior approval of a permit or notice of intent) ☐ P&A
☒ Above Ground Steel Tanks or ☒ Haul-off Bins

3. Signs: Subsection C of 19.15.17.11 NMAC
☐ 12"x 24", 2" lettering, providing Operator's name, site location, and emergency telephone numbers
☐ Signed in compliance with 19.15.3.103 NMAC

4. Closed-Loop Systems Permit Application Attachment Checklist: Subsection B of 19.15.17.9 NMAC
Instructions: Each of the following items must be attached to the application. Please indicate, by a check mark in the box, that the documents are attached.
☒ Design Plan - based upon the appropriate requirements of 19.15.17.11 NMAC
☒ Operating and Maintenance Plan - based upon the appropriate requirements of 19.15.17.12 NMAC
☒ Closure Plan (Please complete Box 5) - based upon the appropriate requirements of Subsection C of 19.15.17.9 NMAC and 19.15.17.13 NMAC
☐ Previously Approved Design (attach copy of design) API Number: _____
☐ Previously Approved Operating and Maintenance Plan API Number: _____

5. Waste Removal Closure For Closed-loop Systems That Utilize Above Ground Steel Tanks or Haul-off Bins Only: (19.15.17.13.D NMAC)
Instructions: Please identify the facility or facilities for the disposal of liquids, drilling fluids and drill cuttings. Use attachment if more than two facilities are required.

Disposal Facility Name: Controlled Recovery Disposal Facility Permit Number: R9166
Disposal Facility Name: _____ Disposal Facility Permit Number: _____

Will any of the proposed closed-loop system operations and associated activities occur on or in areas that will not be used for future service and operations?
☐ Yes (If yes, please provide the information below) ☒ No

Required for impacted areas which will not be used for future service and operations:

- ☐ Soil Backfill and Cover Design Specifications - based upon the appropriate requirements of Subsection H of 19.15.17.13 NMAC
☐ Re-vegetation Plan - based upon the appropriate requirements of Subsection I of 19.15.17.13 NMAC
☐ Site Reclamation Plan - based upon the appropriate requirements of Subsection G of 19.15.17.13 NMAC

Operator Application Certification:

I hereby certify that the information submitted with this application is true, accurate and complete to the best of my knowledge and belief.

Name (Print): Brian D Maiorino Title: Regulatory Specialist

Signature: B. D. Maiorino Date: 10/10/2011

e-mail address: brian.d.maiorino@conocophillips.com Telephone: (432)688-6913

7.
OCD Approval: ☐ Permit Application (including closure plan) ☐ Closure Plan (only)

OCD Representative Signature: _____

Approval Date: _____

Title: _____

OCD Permit Number: _____

8.
Closure Report (required within 60 days of closure completion): Subsection K of 19.15.17.13 NMAC

Instructions: Operators are required to obtain an approved closure plan prior to implementing any closure activities and submitting the closure report. The closure report is required to be submitted to the division within 60 days of the completion of the closure activities. Please do not complete this section of the form until an approved closure plan has been obtained and the closure activities have been completed.

☐ Closure Completion Date: _____

9.
Closure Report Regarding Waste Removal Closure for Closed-loop Systems That Utilize Above Ground Steel Tanks or Haul-off Bins Only:

Instructions: Please identify the facility or facilities for where the liquids, drilling fluids and drill cuttings were disposed. Use attachment if more than two facilities were utilized.

Disposal Facility Name: _____

Disposal Facility Permit Number: _____

Disposal Facility Name: _____

Disposal Facility Permit Number: _____

Were the closed-loop system operations and associated activities performed on or in areas that *will not* be used for future service and operations?

☐ Yes (If yes, please demonstrate compliance to the items below) ☐ No

Required for impacted areas which will not be used for future service and operations:

☐ Site Reclamation (Photo Documentation)

☐ Soil Backfilling and Cover Installation

☐ Re-vegetation Application Rates and Seeding Technique

10.
Operator Closure Certification:

I hereby certify that the information and attachments submitted with this closure report is true, accurate and complete to the best of my knowledge and belief. I also certify that the closure complies with all applicable closure requirements and conditions specified in the approved closure plan.

Name (Print): Brian D Maiorino

Title: Regulatory Specialist

Signature: _____

Date: _____

e-mail address: brian.d.maiorino@conocophilips.com

Telephone: (432)688-6913

ConocoPhillips Company
Closed Loop System Design, Operating and Maintenance, and Closure Plan

ConocoPhillips proposes the following plan for design, operating and maintenance, and closure of our proposed closed loop system for the above named well:

1. We propose to use a closed loop system with steel pits, haul-off bins, and frac tanks for containing all cuttings, solids, mud, water, brine, and liquids. We will not dig a pit, nor will we use a drying pad, nor will we dispose of or bury any waste on location.

All drilling waste and all drilling fluids (fresh water, brine, mud, cuttings, drill solids, cement returns, and any other liquid or solid that may be involved) will be contained on location in the rig's steel pits or in haul-off bins or in frac tanks as needed. The intent is as follows:

- We propose to use the rig's steel pits for containing and maintaining the drilling fluids.
- We propose to remove cuttings and drilled solids from the mud by using solids control equipment and to contain such cuttings and drilled solids on location in haul-off bins.
- We propose that any excess water that may need to be stored on location will be stored in a fresh water pond.

The closed loop system components will be inspected daily by each tour and any needed repairs will be made immediately. Any leak in the system will be repaired immediately, and any spilled liquids and / or solids will be cleaned immediately, and the area where any such spill occurred will be remediated immediately.

2. Cuttings and solids will be removed from location in haul-off bins by an authorized contractor and disposed of at an authorized facility. For this well, we propose the following disposal facility:

Controlled Recovery Inc,
4507 West Carlsbad Hwy, Hobbs, NM 88240,
P O Box 388 Hobbs, New Mexico 88241
Toll Free Phone: 877.505.4274, Local Phone Number 432-638-4076

The physical address for the plant where the disposal facility is located is Highway 62/180 at mile marker 66 (33 miles East of Hobbs, NM and 32 miles West of Carlsbad, NM).

The Permit Number for CRI is R9166

A photograph showing the type of haul-off bins that will be used is attached


3. Mud will be transported by vacuum truck and disposed of at Controlled Recovery Inc at the facility described above.
4. Fresh Water and Brine will be hauled off by vacuum truck and disposed of at an authorized salt water disposal well. We propose the following for disposal of fresh water and brine as needed:
 - Nabors Well Services Company, 3221 NW County Rd, Hobbs, NM 88240, PO 5208 Hobbs, NM, 88241, Permit SWD 092. (Well Location: Section 3, T19S R37E)
 - Basic Energy Services, PO Box 1869 Eunice, NM 88231 Phone Number 575 394 2545, Facility located at Hwy 18, Mile Marker 19, Eunice, NM.

Luis Serrano Drilling Engineer
ConocoPhillips Company, 600 North Dairy Ashford, Room #2WL-13016, Houston, TX 77079-1175
Office: 832-486-2346

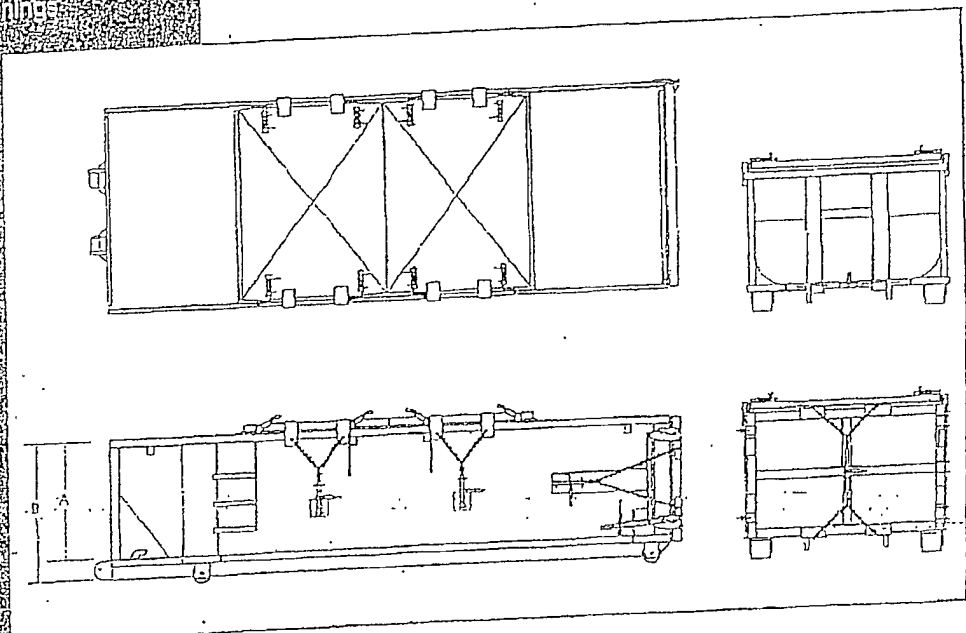
SPECIFICATIONS

Heavy Duty Split Metal Rolling Lid

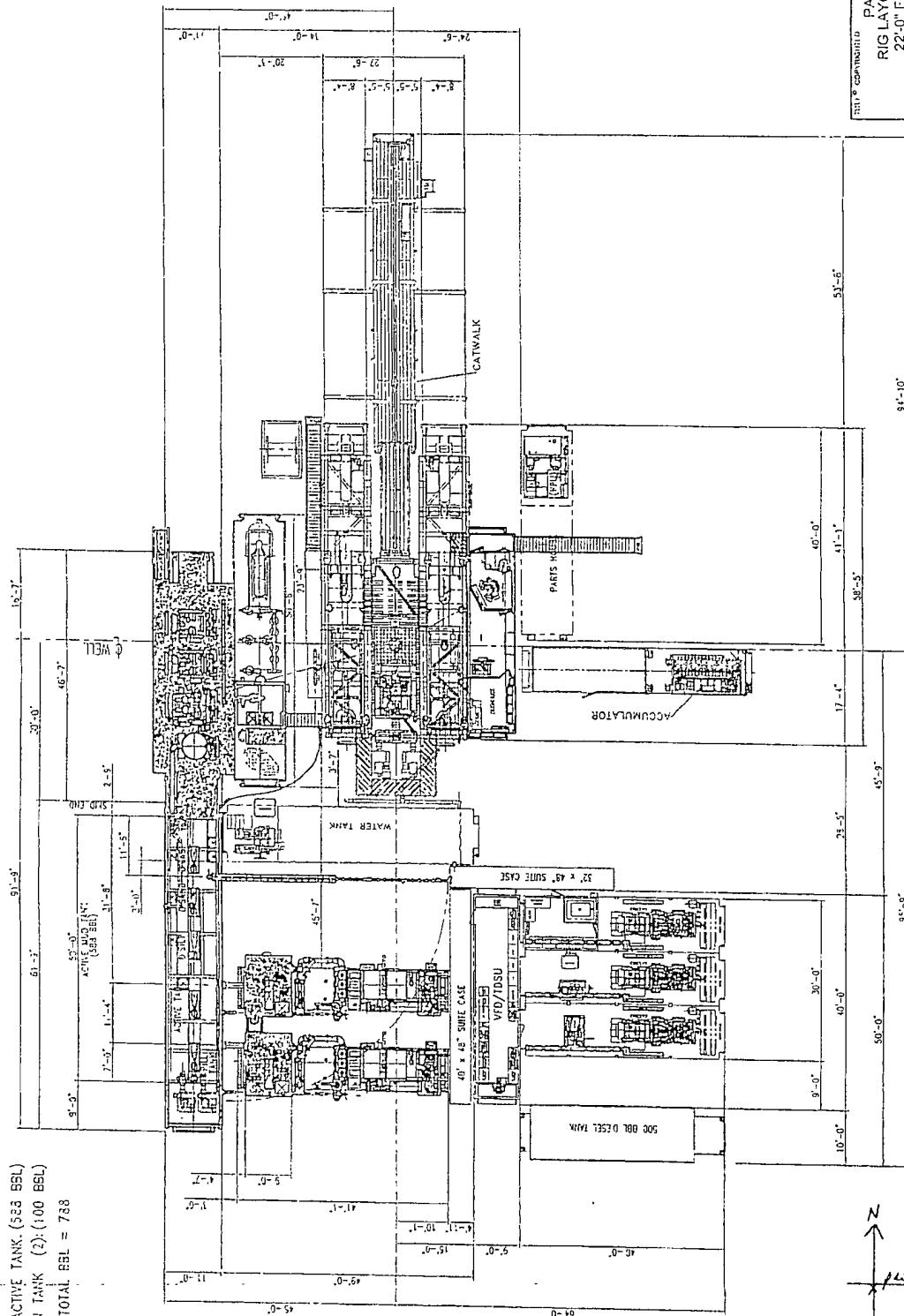
FLOOR: 3/16 PL one piece
 CROSS MEMBER: 8 x 4 1/2 channel 16 20
 CANAL
 WALLS: 3/16 PL cold formed with tubing
 top inside liner hooks
 DOOR: 3/16 PL with tubing frame
 FRONT: 3/16 PL slant formed
 PLOCK: Standard cable with 2 1/2 x 3/4
 rails at each cross member
 WHEELS: 10 DIA x 3 long with grease fittings
 DOOR LATCH: 2 independent ratchet
 binders with chains vertical second latch
 GASKETS: Extruded rubber seal with metal
 retainers
 WELDS: All welds continuous except sub-
 structure cross members
 FINISH: Coated inside and out with direct to
 metal fast drying acrylic enamel color coat
 HYDRORESISTING: Full capacity static seal
 DIMENSIONS: 22 ft long (21 ft 6 in inside)
 99 in high (88 in inside see drawing for height)
 OPTIONS: Steel grill plate and special paint
 Anti-roll wheel and pin pickup
 ROOF: 3/16 PL roof panels with tubing and
 channel support frame
 LIDS: 2 1/2 x 38 x 90 metal rolling lid spring
 loaded self raising
 ROLLERS: 1/4 V groove rollers with defin-
 ite bearing and grease fittings
 OPENING: 21 60 x 82 openings
 With 18 divider centered on
 container
 LATCH: 2 independent
 ratchet binders with chains
 per lid
 GASKETS: Extruded rubber
 seal with metal retainers



CONT.	A	B
20 YD	41	53
25 YD	53	65
30 YD	65	77



ACTIVE TANK. (523 BSL)
SUCTION TANK (2): (100 BSL)
TOTAL BSL = 738



PACE 750 M-SERIES RIGS
RIG LAYOUT (SINGLE WELL DRILLING)
22'-0" FLOOR / 17'-0" CLEAR HEIGHT

THIS DOCUMENT IS UNCLASSIFIED EXCEPT WHERE SHOWN OTHERWISE BY THIS DATE PAGE		FR		RUC		PAGE 7/20		B	
U		UPDATED PER MOV EQUIPMENT		SEPT 20 06		EES		ON 01/07	
REV		DESCRIPTION		DATE		BY		SCALE 1/20-1/4"	
NARS								DATE 09/20/2003	
								APP	
								FR 0000000000	
								1/20 001	

← 0.5 h →