

NO. OF COPIES RECEIVED		
DISTRIBUTION		
SANTA FE		
FILE		
U.S.G.S.		
LAND OFFICE		
TRANSPORTER	OIL	
	GAS	
OPERATOR		
PRORATION OFFICE		

NEW MEXICO OIL CONSERVATION COMMISSION
REQUEST FOR ALLOWABLE
AND
AUTHORIZATION TO TRANSPORT OIL AND NATURAL GAS

Form C-104
Supersedes Old C-104 and C-110
Effective 1-1-65

I. Operator
Green & Michaelson Producing Co.
Address
314 Building of the Southwest, Midland, Texas 79701
Reason(s) for filing (Check proper box)
New Well ☒ Change in Transporter of:
Recompletion ☐ Oil ☐ Dry Gas ☐
Change in Ownership ☐ Casinghead Gas ☐ Condensate ☐
Other (Please explain)
Transport test oil prior to completing
1000 bbls.
If change of ownership give name
and address of previous owner

II. DESCRIPTION OF WELL AND LEASE

Lease Name Burson	Well No. 1	Pool Name, Including Formation Wildcat	Kind of Lease State, Federal or Fee Fee	Lease No.
Location Unit Letter / 1900 Feet From The West Line and 407 Feet From The North Line of Section 28 Township 16S Range 3SE, NMPM, Lea County				

III. DESIGNATION OF TRANSPORTER OF OIL AND NATURAL GAS

Name of Authorized Transporter of Oil <input checked="" type="checkbox"/> or Condensate <input type="checkbox"/> Permian Corporation	Address (Give address to which approved copy of this form is to be sent) Hobbs, New Mexico					
Name of Authorized Transporter of Casinghead Gas <input type="checkbox"/> or Dry Gas <input type="checkbox"/>	Address (Give address to which approved copy of this form is to be sent)					
If well produces oil or liquids, give location of tanks.	Unit 28	Sec. 16	Twp. 38	Pge. 38	Is gas actually connected? No	When

If this production is commingled with that from any other lease or pool, give commingling order number:

IV. COMPLETION DATA

Designate Type of Completion - (X)	Oil Well	Gas Well	New Well	Workover	Deepen	Plug Back	Same Res'v.	Diff. Res'v.
Date Spudded	Date Compl. Ready to Prod.		Total Depth		P.B.T.D.			
Elevations (DF, RKB, RT, GR, etc.)	Name of Producing Formation		Top Oil/Gas Pay		Tubing Depth			
Perforations					Depth Casing Shoe			
TUBING, CASING, AND CEMENTING RECORD								
HOLE SIZE	CASING & TUBING SIZE		DEPTH SET		SACKS CEMENT			

V. TEST DATA AND REQUEST FOR ALLOWABLE OIL WELL

(Test must be after recovery of total volume of load oil and must be equal to or exceed top allowable for this depth or be for full 24 hours)



Date First New Oil Run To Tanks	Date of Test	Producing Method (Flow, pump, gas lift, etc.)	
Length of Test	Tubing Pressure	Casing Pressure	Choke Size
Actual Prod. During Test	Oil - Bbls.	Water - Bbls.	Gas - MCF



GAS WELL

Actual Prod. Test-MCF/D	Length of Test	Bbls. Condensate/MMCF	Gravity of Condensate
Testing Method (pitot, back pr.)	Tubing Pressure (shut-in)	Casing Pressure (shut-in)	Choke Size

VI. CERTIFICATE OF COMPLIANCE

I hereby certify that the rules and regulations of the Oil Conservation Commission have been complied with and that the information given above is true and complete to the best of my knowledge and belief.


(Signature)

(Title)

OIL CONSERVATION COMMISSION
APPROVED  , 19
BY 
TITLE

This form is to be filed in compliance with RULE 1104.

If this is a request for allowable for a newly drilled or deepened well, this form must be accompanied by a tabulation of the deviation tests taken on the well in accordance with RULE 111.

All sections of this form must be filled out completely for allow-

RECEIVED

AUG 2 1971

OIL CONSERVATION BOARD
H3355, 11/1/71