

DISTRIBUTION			
ANTAFEE			
FILE			
U.S.G.S.			
LAND OFFICE			
TRANSPORTER	OIL		
	GAS		
OPERATOR			
PRODUCTION OFFICE			

NEW MEXICO OIL CONSERVATION COMMISSION
REQUEST FOR ALLOWABLE
AND
AUTHORIZATION TO TRANSPORT OIL AND NATURAL GAS

Form C-104
Supersedes Old C-104 and C-1
Effective 1-1-63

operator
SHELL OIL COMPANY

address
P. O. BOX 991, HOUSTON, TEXAS 77001

reason(s) for filing (Check proper box)

New Well ☐ Change In Transporter of ☐
Completion ☐ Oil ☐ Dry Gas ☐
Change In Ownership ☒ Casinghead Gas ☐ Condensate ☐

Other (Please explain)
FORMERLY:

D. W. Hardin #4

change of ownership give name
and address of previous owner

Gulf Oil Corp. P.O. Box 1150 Midland, TX 79702

DESCRIPTION OF WELL AND LEASE

Lease Name	Well No.	Pool Name, Including Formation	Kind of Lease	Lease No.
J. Hobbs (G/SA) Unit Sec. 18	321	Shulls G/SA	State, Federal or Fee XXXXXXXXXXXX	
Location				
Unit Letter	G	1980 Feet From The North Line and	1980 Feet From The East	
Line of Section	18	Township	18S	Range 38E
				NMPM, LEA County

DESIGNATION OF TRANSPORTER OF OIL AND NATURAL GAS

Name of Authorized Transporter of Oil <input checked="" type="checkbox"/> or Condensate <input type="checkbox"/>	Address (Give address to which approved copy of this form is to be sent)
Shell Pipeline	P.O. Box 1910 Midland, TX 79702
Name of Authorized Transporter of Casinghead Gas <input checked="" type="checkbox"/> or Dry Gas <input type="checkbox"/>	Address (Give address to which approved copy of this form is to be sent)
Phillips Pipeline	4001 Penbrook St. Odessa, TX 79762
If well produces oil or liquids, give location of tanks.	Unit Sec. Twp. Pgs. Is gas actually connected? When
	NO CHANGE Yes NA

this production is commingled with that from any other lease or pool, give commingling order number:

COMPLETION DATA

Designate Type of Completion - (X)	Oil Well	Gas Well	New Well	Workover	Deepen	Plug Back	Same Res't.	Diff. Res't.
Date Spudded	Date Compl. Ready to Prod.		Total Depth			P.B.T.D.		
Elevations (DF, RKB, RT, CR, etc.)	Name of Producing Formation		Top Oil/Gas Pay			Tubing Depth		
Perforations						Depth Casing Shoe		

TUBING, CASING, AND CEMENTING RECORD

HOLE SIZE	CASING & TUBING SIZE	DEPTH SET	SACKS CEMENT


TEST DATA AND REQUEST FOR ALLOWABLE OIL WELL (Test must be after recovery of total volume of load oil and must be equal to or exceed top allowable for this depth or be for full 24 hours)

Date First New Oil Run To Tanks	Date of Test	Producing Method (Flow, pump, gas lift, etc.)	
Length of Test	Tubing Pressure	Casing Pressure	Choke Size
Actual Prod. During Test	Oil-Bbls.	Water-Bbls.	Gas-MCF


GAS WELL			
Actual Prod. Test-MCF/D	Length of Test	Bbls. Condensate/MCF	Gravity of Condensate
Testing Method (pilot, back pr.)	Tubing Pressure (Shut-in)	Casing Pressure (Shut-in)	Choke Size


CERTIFICATE OF COMPLIANCE

I hereby certify that the rules and regulations of the Oil Conservation Commission have been complied with and that the information given above is true and complete to the best of my knowledge and belief.


(Signature)
J. FORE, SENIOR ENGINEERING TECHNICIAN
(Title)
JANUARY 25, 1980
(Date)

OIL CONSERVATION COMMISSION

APPROVED  19

BY 
Jerry Sexton
TITLE Dist 1, Sup

This form is to be filed in compliance with RULE 1104.
If this is a request for allowable for a newly drilled or deep well, this form must be accompanied by a tabulation of the deviator tests taken on the well in accordance with RULE 111.
All sections of this form must be filled out completely for all wells on now and recompleted wells.
Fill out only Sections I, II, III, and VI for changes of well name or number, or transporter, or other such change of condition.