

STATE OF NEW MEXICO
ENERGY AND MINERALS DEPARTMENT

NO OF COPIES RECEIVED		
DISTRIBUTION		
SANTA FE		
FILE		
U S G S		
LAND OFFICE		
TRANSPORTER	OIL	
	GAS	
OPERATOR		
PRORATION OFFICE		

OIL CONSERVATION DIVISION
P O. BOX 2088
SANTA FE, NEW MEXICO 87501

Form C-104
Revised 10-01-78
Format 06-01-83
Page 1

REQUEST FOR ALLOWABLE
AND
AUTHORIZATION TO TRANSPORT OIL AND NATURAL GAS

I.

API No. 30-025-30427

Operator Phillips Petroleum Company	
Address 4001 Penbrook St., Odessa, TX 79762	
Reason(s) for filing (Check proper box)	Other (Please explain)
<input checked="" type="checkbox"/> New Well <input type="checkbox"/> Recompletion <input type="checkbox"/> Change in Ownership	Change in Transporter of: <input type="checkbox"/> Oil <input type="checkbox"/> Casinghead Gas <input type="checkbox"/> Dry Gas <input type="checkbox"/> Condensate

If change of ownership give name and address of previous owner _____

II. DESCRIPTION OF WELL AND LEASE

Lease Name Leamex	Well No. 50	Pool Name, Including Formation Maljamar Gb/SA	Kind of Lease State, Federal or Fee State	Lease No. B-2148
Location				
Unit Letter K 1650 Feet From The South Line and 1980 Feet From The West				
Line of Section 21 Township 17-S Range 33-E , NMPM, Lea County				

III. DESIGNATION OF TRANSPORTER OF OIL AND NATURAL GAS


Name of Authorized Transporter of Oil <input checked="" type="checkbox"/> or Condensate <input type="checkbox"/> Texas-New Mexico Pipeline Company	Address (Give address to which approved copy of this form is to be sent) P. O. Box 2528, Hobbs, NM 88240			
Name of Authorized Transporter of Casinghead Gas <input checked="" type="checkbox"/> or Dry Gas <input type="checkbox"/> Phillips 66 Natural Gas Company	Address (Give address to which approved copy of this form is to be sent) 4001 Penbrook St., Odessa, TX 79762			
If well produces oil or liquids, give location of tanks	Unit K	Sec. 21	Twp. 17S	Rge. 33E
	Is gas actually connected? YES		When 9-10-88	

If this production is commingled with that from any other lease or pool, give commingling order number: _____

NOTE: Complete Parts IV and V on reverse side if necessary.

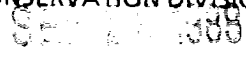

VI. CERTIFICATE OF COMPLIANCE

I hereby certify that the rules and regulations of the Oil Conservation Division have been complied with and that the information given is true and complete to the best of my knowledge and belief



W. J. Mueller
(Signature)
Engineering Supervisor, Reservoir
(Title)
9/19/88
(Date)

OIL CONSERVATION DIVISION

APPROVED  19_____
BY 
Paul Keutz
Geologist
TITLE _____

This form is to be filed in compliance with RULE 1104.

If this is a request for allowable for a newly drilled or deepened well, this form must be accompanied by a tabulation of the deviation tests taken on the well in accordance with RULE 111.

All sections of this form must be filled out completely for allowable on new and recompleted wells.

Fill out only Sections I, II, III, and VI for changes of owner, well name or number, or transporter, or other such change of condition.

Separate Forms C-104 must be filed for each pool in multiply completed wells.

IV. COMPLETION DATA

Designate Type of Completion - (X)		Oil Well X	Gas Well	New Well X	Workover	Deepen	Plug Back	Same Res'v	D ff. Res'v.
Date Spudded 8-02-88	Date Compl. Ready to Prod Perf'd 8-16-88		Total Depth 4700'			P.B.T.D. 4623'			
Elevations (DF, RKB, RT, GR, etc.) 4179' GR; 4191' RKB		Name of Producing Formation Grayburg-SA		Top Oil/Gas Pay 4525'			Tubing Depth 4510'		
Perforations Perf'd w/4" OD csg. gun 2 JSPF from 4066'-4538'							Depth Casing Shoe 4700'		
TUBING, CASING, AND CEMENTING RECORD									
HOLE SIZE	CASING & TUBING SIZE		DEPTH SET			SACKS CEMENT			
12-1/4"	8-5/8" 24# K-55		1467'			1000 sx Class "C", 2% CaCl.			
						Circ. 297 sx.			
7-7/8"	5-1/2" 15.5# K-55		4700'			1200 sx Howco Lite, 5% salt;			
						300 sx "C" Neat, Circ. 232 sx cmt.			

V. TEST DATA AND REQUEST FOR ALLOWABLE (Test must be after recovery of total volume of load oil and must be equal to or exceed top allowable for this depth or be for full 24 hours.)

Date First New Oil Run To Tanks 8-29-88	Date of Test 9-12-88	Producing Method (Flow, pump, gas lift, etc.) 2-1/2" X 1-1/2" X 16' pump	
Length of Test 24 hrs.	Tubing Pressure	Casing Pressure	Choke Size
Actual Prod. During Test	Oil-Bbls. 47	Water-Bbls. 90	Gas-MCF 44

GAS WELL

Actual Prod. Test - MCF/D	Length of Test	Bbls. Condensate/MMCF	Gravity of Condensate
Testing Method (pilot, back pr.)	Tubing Pressure (Shut-in)	Casing Pressure (Shut-in)	Choke Size

