

NO. OF COPIES RECEIVED		
DISTRIBUTION		
SANTA FE		
FILE		
U.S.G.S.		
LAND OFFICE		
TRANSPORTER	OIL	
	GAS	
OPERATOR		
PRORATION OFFICE		

NEW MEXICO OIL CONSERVATION COMMISSION
REQUEST FOR ALLOWABLE
AND
AUTHORIZATION TO TRANSPORT OIL AND NATURAL GAS

Form C-104
Supersedes Old C-104 and C-110
Effective 1-1-65

Operator Atlantic Richfield Company	
Address P. O. Box 1710, Hobbs, New Mexico 88240	
Reason(s) for filing (Check proper box)	Other (Please explain)
New Well <input checked="" type="checkbox"/>	Request a 5,000 bbl. testing allowable during month of November, 1977 to test and complete well.
Recompletion <input type="checkbox"/>	
Change in Ownership <input type="checkbox"/>	
Change in Transporter of:	
Oil <input type="checkbox"/>	Dry Gas <input type="checkbox"/>
Casinghead Gas <input type="checkbox"/>	Condensate <input type="checkbox"/>

If change of ownership give name and address of previous owner _____

Lease Name Wimberly WN	Well No. 11	Pool Name, Including Formation Justis Montoya	Kind of Lease State, Federal or Fee Fee
Location			
Unit Letter C	990	Feet From The North	1490
Line of Section 24		Township 25S	Range 37E
		NMPM,	Lea County


DESIGNATION OF TRANSPORTER OF OIL AND NATURAL GAS			
Name of Authorized Transporter of Oil <input checked="" type="checkbox"/> or Condensate <input type="checkbox"/>	Address (Give address to which approved copy of this form is to be sent)		
Texas New Mexico Pipeline Company	P.O. Box 1510, Midland, Texas 79701		
Name of Authorized Transporter of Casinghead Gas <input checked="" type="checkbox"/> or Dry Gas <input type="checkbox"/>	Address (Give address to which approved copy of this form is to be sent)		
El Paso Natural Gas Company	P. O. Box 1384, Jal, New Mexico 88252		
If well produces oil or liquids, give location of tanks.	Unit D	Sec. 24	Twp. 25S
			Rge. 37E
			Is gas actually connected? Yes
			When 11-16-77



If this production is commingled with that from any other lease or pool, give commingling order number: PC-263

COMPLETION DATA	
Designate Type of Completion - (X)	Oil Well <input type="checkbox"/> Gas Well <input type="checkbox"/> New Well <input type="checkbox"/> Workover <input type="checkbox"/> Deepen <input type="checkbox"/> Plug Back <input type="checkbox"/> Same Res'v. <input type="checkbox"/> Diff. Res'v. <input type="checkbox"/>
Date Spudded	Date Compl. Ready to Prod.
Pool	Name of Producing Formation
Perforations	Top Oil/Gas Pay
	Tubing Depth
	Depth Casing Shoe
TUBING, CASING, AND CEMENTING RECORD	
HOLE SIZE	CASING & TUBING SIZE
	DEPTH SET
	SACKS CEMENT

TEST DATA AND REQUEST FOR ALLOWABLE OIL WELL		(Test must be after recovery of total volume of load oil and must be equal to or exceed top allowable for this depth or be for full 24 hours)	
Date First New Oil Run To Tanks	Date of Test	Producing Method (Flow, pump, gas lift, etc.)	
Length of Test	Tubing Pressure	Casing Pressure	Choke Size
Actual Prod. During Test	Oil-Bbls.	Water-Bbls.	Gas-MCF

GAS WELL	
Actual Prod. Test-MCF/D	Length of Test
Testing Method (pitot, back pr.)	Tubing Pressure
	Casing Pressure
	Choke Size

CERTIFICATE OF COMPLIANCE	
I hereby certify that the rules and regulations of the Oil Conservation Commission have been complied with and that the information given above is true and complete to the best of my knowledge and belief.	
	
Accountant I	
November 16, 1977	
(Date)	

OIL CONSERVATION COMMISSION	
APPROVED NOV 17 1977 , 19	
BY 	
TITLE 	
This form is to be filed in compliance with RULE 1104.	
If this is a request for allowable for a newly drilled or deepened well, this form must be accompanied by a tabulation of the deviation tests taken on the well in accordance with RULE 111.	
All sections of this form must be filled out completely for allowable on new and recompleted wells.	
Fill out Sections I, II, III, and VI only for changes of owner, well name or number, or transporter, or other such change of condition.	
Separate Forms C-104 must be filed for each pool in multiply completed wells.	

RECEIVED

1 - 1977

OIL CONSERVATION COMM.
HOBBS, N. M.